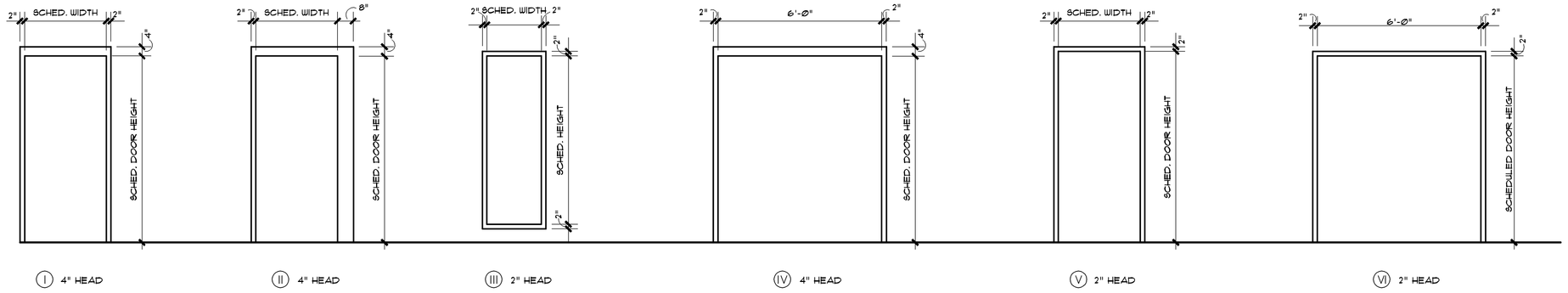

1 A10.20 **H.M. Door Frames Types**

SCALE 3/8" = 1'-0"

Code Notes

1. EACH WINDOW AND DOOR LOCATED IN WALLS WHICH SEPARATE CONDITIONED AND UNCONDITIONED SPACE (INCLUDING BUILDING EXTERIOR) SHALL BE LABELED BY THE MANUFACTURER TO CERTIFY COMPLIANCE WITH THE REQUIREMENTS OF NATIONAL FENESTRATION RATING COUNCIL.
2. IN ACCORDANCE WITH TABLE 5.5-3 OF THE ASHRAE STANDARD 90.1-2004 MAXIMUM ASSEMBLY U-FACTOR SHALL BE 0.57. MAXIMUM SHGC SHALL BE 0.39.
3. IN ACCORDANCE WITH ASHRAE STANDARD 90.1-2004 AIR LEAKAGE SHALL NOT EXCEED 1.0 CFM/FT² FOR GLAZED SWINGING ENTRANCE DOORS.
4. U -FACTOR, SHGC AND AIR LEAKAGE SHALL BE DETERMINED BY A LABORATORY ACCREDITED BY A NATIONALLY RECOGNIZED ACCREDITATION ORGANIZATION, SUCH AS THE NATIONAL FENESTRATION RATING COUNCIL, AND SHALL BE LABELED AND CERTIFIED BY THE MANUFACTURER.

Fire Rated Glazing Schedule

FG-1	FIRE RATED WIRELESS GLAZING BY FIRELITE NT BY TECHNICAL GLASS PRODUCTS. REFER TO SPECIFICATIONS.

Security Glazing Schedule

SG1	1-1/8" NOMINAL, ONE WAY MIRRORED, GLASS CLAD POLYCARBONATE, GLOBAL SECURITY GLAZING OR APPROVED EQUAL - REFER TO SPECIFICATIONS
SG1A	1" NOMINAL, CLEAR GLASS CLAD POLYCARBONATE, GLOBAL SECURITY GLAZING OR APPROVED EQUAL - REFER TO SPECIFICATIONS
SG1B	1-1/8" NOMINAL, CLEAR GLASS CLAD POLYCARBONATE, BULLET RESISTANT GLAZING, GLOBAL SECURITY GLAZING OR APPROVED EQUAL - REFER TO SPECIFICATIONS
SG2	7/8" NOMINAL, MIRRORED GLASS CLAD POLYCARBONATE, GLOBAL SECURITY GLAZING OR APPROVED EQUAL - REFER TO SPECIFICATIONS
SG2A	3/4" NOMINAL, INSULATED CLEAR GLASS CLAD POLYCARBONATE, GLOBAL SECURITY GLAZING OR APPROVED EQUAL.
SG3	9/16" NOMINAL, CLEAR GLASS CLAD POLYCARBONATE, GLOBAL SECURITY GLAZING OR APPROVED EQUAL - REFER TO SPECIFICATIONS
SG3A	11/16" NOMINAL, MIRRORED GLASS CLAD POLYCARBONATE - GLOBAL SECURITY GLAZING OR APPROVED EQUAL - REFER TO SPECIFICATIONS
SG4	9/16" NOMINAL, LAMINATED HEAT STRENGTHENED GLASS - GLOBAL SECURITY GLAZING OR APPROVED EQUAL - REFER TO SPECIFICATIONS

Non Security Glazing Schedule

G1	1/4" TEMPERED CLEAR GLASS.
G2	1" INSULATED PILKINGTON SUPERGREY HIGH-PERFORMANCE TINTED FLOAT GLASS WITH ARGON GAS OR ARCHITECT APPROVED EQUAL. 1. 1/4" SUPERGREY GLASS OUTER LITE 2. 1/2" AIR SPACE WITH ARGON GAS 3. 1/4" ENERGY ADVANTAGE LOW-E GLASS INNER LITE • U-FACTOR (SUMMER) = 0.33 • U-FACTOR (WINTER) = 0.28 • SHGC = 0.14
G3	TEMPERED 1" INSULATED PILKINGTON SUPERGREY HIGH-PERFORMANCE TINTED FLOAT GLASS WITH ARGON GAS OR ARCHITECT APPROVED EQUAL. 1. 1/4" TEMPERED SUPERGREY GLASS OUTER LITE 2. 1/2" AIR SPACE WITH ARGON GAS 3. 1/4" TEMPERED ENERGY ADVANTAGE LOW-E GLASS INNER LITE • U-FACTOR (SUMMER) = 0.33 • U-FACTOR (WINTER) = 0.28 • SHGC = 0.14

16

General Notes

1. ALL DIMENSIONS ARE UNIT DIMENSIONS. MASONRY OPENINGS TO BE FIELD VERIFIED.
2. REFER TO DOOR AND WINDOW REFERENCE PLANS FOR GLAZING LOCATIONS TO RECIEVE BLASTGUARD WINDOW FILM.
3. BLOCKING IN DOORS FOR SECURE ATTACHMENT OF ALL HARDWARE SHALL BE COORDINATED BY THE CONTRACTOR.
4. ABBREVATIONS:

MS	MIRROR SIDE
MOS	MIRROR OPPOSITE SIDE
LSS	LOOSE STOP SIDE
LSOS	LOOSE STOP OPPOSITE SIDE

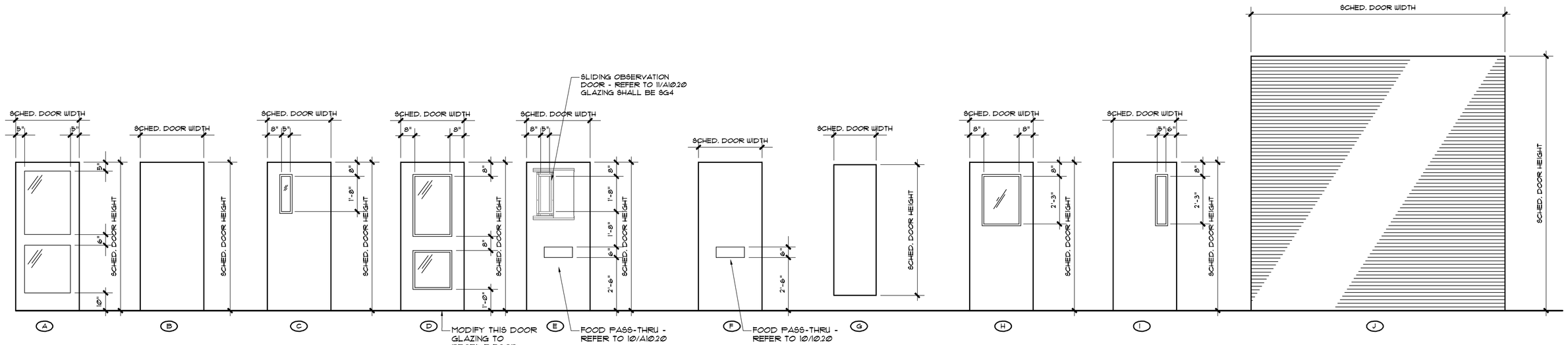

2 A10.20 **Door Type Elevations**

SCALE 3/8" = 1'-0"

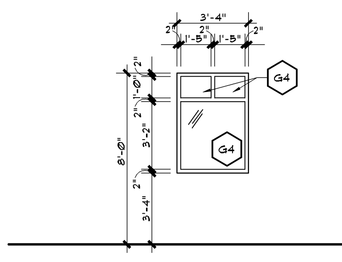

3 A10.20 **Storefront Window Type Elevation**

SCALE 1/4" = 1'-0"

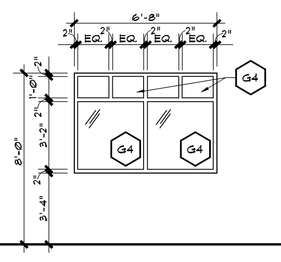

4 A10.20 **Storefront Window Type Elevation**

SCALE 1/4" = 1'-0"

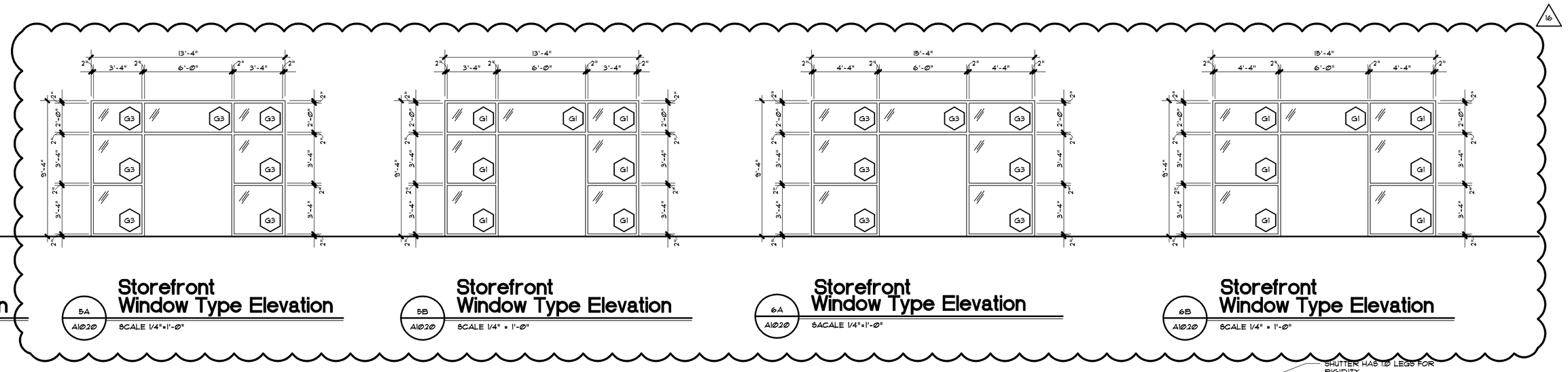

5A A10.20 **Storefront Window Type Elevation**

SCALE 1/4"=1'-0"

5B A10.20 **Storefront Window Type Elevation**

SCALE 1/4" = 1'-0"

6A A10.20 **Storefront Window Type Elevation**

SACALE 1/4"=1'-0"

6B A10.20 **Storefront Window Type Elevation**

SCALE 1/4" = 1'-0"

16

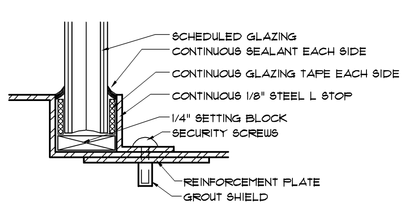

7 A10.20 **Typical Applied Glazing Stop**

NOT TO SCALE

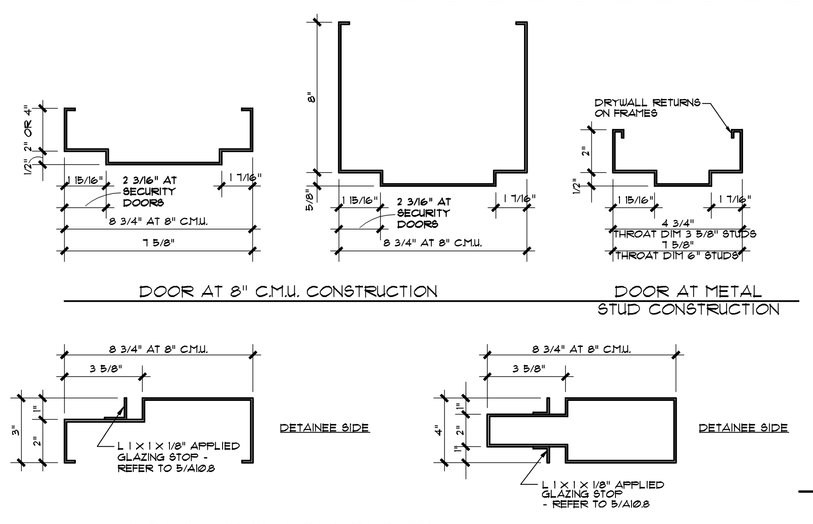

8 A10.20 **Hollow Metal Frame Profiles**

SCALE 3/8" = 1'-0"

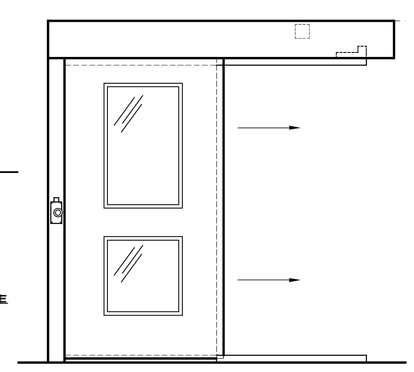

9 A10.20 **Elevation**

SCALE 1/2" = 1'-0"

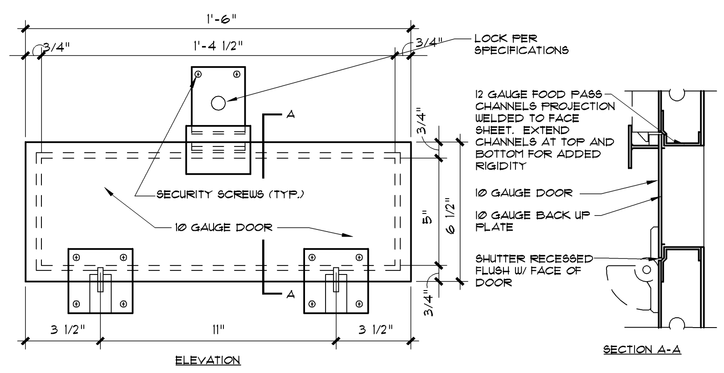

10 A10.20 **Food Pass- Thru Detail**

SCALE 3" = 1'-0"

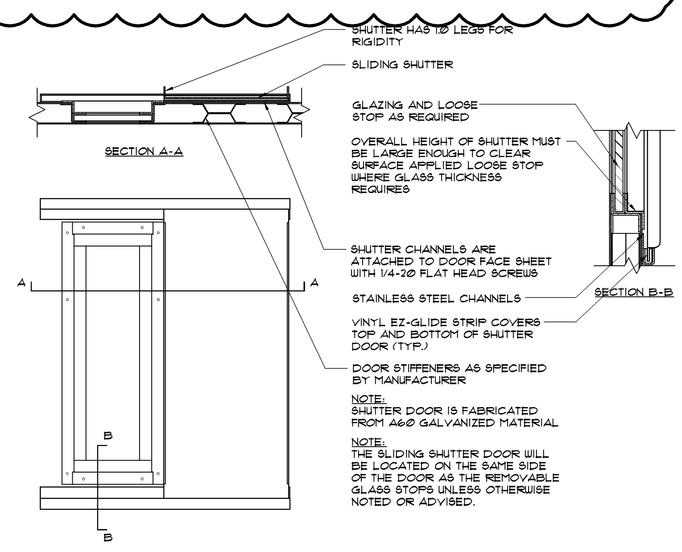

11 A10.20 **Observation Door Detail**

SCALE 1 1/2" = 1'-0"

© 2008
PRECISION PLANNING, INC.
ALL RIGHTS RESERVED
THESE CONTRACT DOCUMENTS, INCLUDING BUT NOT LIMITED TO, PLANS, SPECIFICATIONS AND PORTIONS THEREOF, AS INSTRUMENTS OF SERVICE, ARE AND SHALL REMAIN THE PROPERTY OF PRECISION PLANNING, INC. THESE DOCUMENTS SHALL NOT BE REPRODUCED, CHANGED OR COPIED IN ANY FORM OR MANNER WHATSOEVER, NOR ARE THEY TO BE ASSIGNED TO ANY THIRD PARTY, WITHOUT FIRST OBTAINING THE EXPRESS WRITTEN PERMISSION AND CONSENT OF PRECISION PLANNING, INC.

STATE OF GEORGIA
4-4-08
LANCE G. DAVIS
REGISTERED ARCHITECT

STAMP

Precision Planning, Inc.
planners, engineers, architects & surveyors
P.O. Box 2210
400 Pike Boulevard
Lawrenceville, GA 30046-2210
(770) 338-8000 or (770) 962-8000
(Fax) (770) 822-5990

PROJECT

JACKSON COUNTY JAIL
555 GENERAL JACKSON DRIVE
JEFFERSON, GEORGIA 30549

SHEET TITLE

DOOR AND WINDOW DETAILS

DESIGN	DRAWN	CHECKED
LGD	DMM	LGD

RELEASE

DATE	NO	DESCRIPTION
10/31/07		D.E.C./PLUMBING BID PACKAGE RELEASE
12/21/07		MECHANICAL/ELECTRICAL BID PACKAGE RELEASE
02/12/08	2	AS #004 REVISIONS TO DOORS / FRAMES AND WINDOWS
03/28/08	3	BALANCE OF REMAINING BID PACKAGES

03-28-08	DATE
A06136	PROJ. NUMBER
136A10.20.dwg	CAD FILE NAME
	FILE NUMBER

A10.20

I:\DRAWINGS\06\06136\1540 Construction Documents\136A10.20.dwg, 4/30/2009 8:27:18 AM, 7523s