PERFORMANCE WORK STATEMENT

FOR

BLDG 623 Vinyl Floor Tile Replacement

USAG DEVENS
RESERVE FORCES TRAINING AREA (RFTA)

MAIN CANTONMENT AREA, DEVENS, MA

U.S. ARMY GARRISON DEVENS RFTA
30 QUEBEC STREET
DEVENS, MA 01434

7 May 2026

TABLE OF CONTENTS

STATEMENT OF WORK AND CONSTRUCTION SPECIFICATIONS

FOR

B623 RENOVATIONS

MAIN CANTONMENT AREA, DEVENS, MA

PROJECT NO. DEP-29101-4P

Contents

DIVISION 01 - GENERAL REQUIREMENTS 3
01 10 00 GENERAL REQUIREMENTS 3
ATTACHMENTS 23
01 33 00 SUBMITTAL PROCEDURES 25
01 45 00 QUALITY CONTROL 31
01 57 20 ENVIRONMENTAL PROTECTION (DEVENS RFTA) 39
01 78 00 CLOSEOUT SUBMITTALS 48
01 78 23 OPERATION AND MAINTENANCE DATA 56
DIVISION 02 – EXISTING CONDITIONS 67
02 41 00 DEMOLITION 67

DIVISION 01 - GENERAL REQUIREMENTS

01 10 00 GENERAL REQUIREMENTS

PART 1 GENERAL

WORK COVERED BY CONTRACT DOCUMENTS

1.1.1 Project Identification

The project name is B623 Renovations

1.1.2 Location

The project is located at Devens Reserve Forces Training Area (RFTA) in Devens RFTA Building 623, Hall of Flags Conference Center, located at 42 Quebec Street, Devens MA. See Attachment 1.

1.1.3 Project Description

The description below is given to indicate the general scope of this project only. It does not limit the work required under the project drawings and specifications. The purpose of this project is to remove and replace vinyl floor tiles in Building 623, Hall of Flags Conference Center at Devens RFTA. Approximate square footage and building layout are provided in the attachments. It is highly recommended that the vendor perform a site visit to ensure accuracy in their calculations. The Contractor shall perform the following tasks:

A. Prior to start of work, the Contractor submit the documents listed in this and other Sections Paragraph entitled SUBMITTALS.

B. Prior to start of work, provide all engineering associated with the removal and disposal of the existing vinyl floor tiles. As well as the installation of the new replacement Vinyl Composition Tile (VCT) floor tiles. All installation is to include associated hanging grid system, tiles, equipment and materials, etc. Take note of timelines and requirements for providing information in this GENERAL CONDITIONS section.

C. Obtain all permitting associated with the disconnection, removal and disposal of the existing drop ceiling system, if required by the State or Local Governments.

D. Approximate square footage: 13,988. (See attachments for layout and estimates)

E. DEMOLITION

i. The Contractor shall coordinate all work with Directorate of Public Works Point of Contact.

ii. Remove and dispose of the existing vinyl floor tiles and any associated materials.

F. VINYL TILE REPLACEMENT

i. Remove and dispose of existing tile and then install new Vinyl Composition Tiles (VCT) in all areas of building 623.

ii. Clean up the work area upon project completion and restore all affected project areas to pre-work conditions.

iii. The USAG Devens RFTA Directorate of Public Works (DPW) POC for this work is Zygmunt Osiecki zygmunt.v.osiecki.civ@army.mil (office phone no. 978-615-6555).

1.1.4 Record Drawings

A. Record construction drawings have been provided for the contractor use. Current conditions may vary from the records. Verification of the work site prior to bid and contract award is strongly encouraged.

B. Data and information furnished or referred to is for the Contractor's information only. The Government shall not be responsible for any interpretation of, nor conclusions drawn from the data or information by the Contractor.

C. The indications of physical conditions on the drawings are the result of As-Built Drawings. These documents may or may not depict actual conditions. The Contractor by his own site investigations shall determine actual field conditions and measurements.

D. The Government does not guarantee that other materials will not be encountered, nor that proportions, conditions or character of several materials will not vary from those indicated by the drawings. Bidders are expected to examine site of work and, after investigation, decide for themselves character of materials and make their bids accordingly.

1.2 OCCUPANCY OF PREMISES

With the exception of rooms 104 and 106, the building is not expected to be occupied during performance of work under this Contract.

Before work is started, the Contractor shall arrange with the Contracting Officer a sequence of procedure, means of access, space for storage of materials and equipment, and use of approaches, and corridors.

Contractor shall coordinate with the Devens RFTA DPW POC for building access.

1.3 REFERENCES

The publications listed below form a part of this specification to the extent referenced. The publications are referred to within the text by the basic designation only.

U.S. ARMY CORPS OF ENGINEERS (USACE)

EM 385-1-1 (2024) USACE Safety and Health Requirements Manual

1.4 SUBMITTALS

Government approval is required for submittals with a "G" designation; submittals not having a "G" designation are for information only. When used, a designation following the "G" designation identifies the office that will review the submittal for the Government. The following shall be submitted in accordance with Section 01 33 00 SUBMITTAL PROCEDURES:

In accordance with the contract clauses, the Contractor shall, within 5 (five) days after receipt of Notice to Proceed (NTP) or as otherwise determined by the Contracting Officer, submit for approval a practicable project schedule. When changes are authorized that result in contract time extensions, within 5 (five) days after authorization, the Contractor shall submit a revised project schedule for approval by the Contracting Officer.

SD-01 Preconstruction Submittals

Initial Project Schedule; G, DPW

Accident Prevention Plans; G, DPW

SD-06 Reports

Daily Reports, G, DPW

Accident Reports; G, DPW

Safety Plan; G, DPW

Activity Hazard Analysis (AHA)

SD-11 Closeout Submittals

As- Built Drawings; G, DPW

Record Drawings; G, DPW

1.4.1 Submittal Procedure

A. General

1) Units of weights and measures used on all submittals are to be the same as those used in the Contract Documents.

2) Each submittal is to be complete and in sufficient detail to allow ready determination of compliance with Contract requirements.

3) Prior to submission to Contracting Officer, all submittals shall be checked and approved by the Contractor as stated in the Contract. Each item shall be stamped, signed, and dated by the Contractor indicating action taken.

4) Proposed deviations from the Contract requirements are to be clearly identified. Include within submittal items such as: Contractor's, manufacturer's, or fabricator's drawings; descriptive literature including (but not limited to) catalog cuts, diagrams, operating charts, or curves; test reports; test cylinders; samples; O&M manuals (including parts list); certifications; warranties; and other such required submittals.

5) Submittals requiring Government approval are to be scheduled and made prior to the acquisition of the material or equipment covered thereby.

6) Samples remaining upon completion of the Work shall be picked up and disposed of in accordance with manufacturer's Material Safety Data Sheets (MSDS) and in compliance with existing laws and regulations.

7) The Contractor shall also comply with Special Contract Requirements as required based on procurement type and total cost of this Contract.

8) All submittals shall be forwarded to USAG Devens RFTA Directorate of Public Works 30 Quebec Street, Box 10, Building 666, Devens, MA 01434-4479. Four copies each shall be submitted for all submittals.

B. Submittal Classification

1) Government Approved

Government approval is required for extensions of design, critical materials, deviations, equipment whose compatibility with the entire system must be checked, and other items as designated by the Contracting Officer. Government approval is required for any deviations from the Solicitation or Accepted Proposal and other items as designated by the Contracting Officer. Within the terms of the Contract Clause entitled "Specifications and Drawings for Construction," they are considered to be "shop drawings."

2) Information Only

Submittals not requiring Government approval will be for information only.

C. Approved/Accepted Submittals

1) The Contracting Officer's approval or acceptance of submittals is not to be construed as a complete check, and indicates only that the general method of construction, materials, detailing and other information are satisfactory design, general method of construction, materials, detailing and other information appear to meet the Solicitation and Accepted Proposal.

2) Approval or acceptance will not relieve the Contractor of the responsibility for any error which may exist. The Contractor under the Contractor’s quality control program requirements of this Contract is responsible for dimensions, details, and the satisfactory construction of all work, etc.

3) After submittals have been approved or accepted by the Contracting Officer, no re-submittal for the purpose of substituting materials or equipment will be considered unless accompanied by an explanation of why a substitution is necessary.

D. Disapproved/Rejected Submittals

1) Contractor shall make corrections required by the Contracting Officer. If the Contractor considers any correction or notation on the returned submittals to constitute a change to the contract drawings or specifications; notice as required under the clause entitled, "Changes" is to be given to the Contracting Officer.

2) Contractor is responsible for the dimensions, details and construction of work. Failure to point out deviations may result in the

Government requiring rejection and removal of such work at the Contractor's expense.

3) If changes are necessary to submittals, the Contractor shall make such revisions and submission of the submittals in accordance with the procedures above. No item of work requiring a submittal change is to be accomplished until the changed submittals are approved.

E. Withholding of Payment

1) Payment for materials incorporated in the Work will not be made if required approvals have not been obtained.

2) No payment will be made for any materials incorporated into the Work for any conformance review submittals or information only submittals found to contain errors or deviations from the Solicitation or Accepted Proposal.

F. Scheduling

Submittals covering component items forming a system or items that are interrelated shall be submitted concurrently and scheduled to be coordinated. Certifications to be submitted with the pertinent drawings shall be so scheduled. Adequate time (a minimum of 14 calendar days exclusive of mailing time) shall be allowed and shown on the register for review and approval. No delay damages or time extensions will be allowed for time lost in late submittals.

G. Transmittal Form

1) Transmittal Form (ENG Form 4025) shall be used for submitting both Government Approved and Information Only submittals in accordance with the instructions on the reverse side of the form. These forms will be furnished to the Contractor during the pre-construction meeting. Properly complete this form by filling out all the heading blank spaces and identifying each item submitted. Exercise special care to ensure proper listing of the specification paragraph and sheet number of the contract drawings pertinent to the data submitted for each item.

2) The Contracting Officer may request submittals in addition to those specified when deemed necessary to adequately describe the Work covered in this Contract.

H. Submittal Procedure

1) Quantity of Submittals

The Contractor shall submit four (4) copies for each submittal specified in the Contract.

2) Variations from contract requirements require government approval pursuant to the Contract Clauses and will be considered where advantageous to the government.

a) Considering Variations

Discussions with the Contracting Officer prior to submission will help ensure functional and quality requirements are met and minimize rejections and re-submittals. When contemplating a variation which results in lower cost,

consider submission of the variation as a Value Engineering Change Proposal (VECP). Specifically point out variations from contract requirements in transmittal letters. Failure to point out deviations may result in the government requiring rejection and removal of such work at no additional cost to the government.

b) Proposing Variations

When proposing variation, deliver written request to the Contracting Officer, with documentation of the nature and features of the variation and why the variation is desirable and beneficial to government. If lower cost is a benefit, also include an estimate of the cost savings. In addition to documentation required for variation, include the submittals required for the item. Clearly mark the proposed variation in all documentation.

c) Warranting That Variations Are Compatible

When delivering a variation for approval, Contractor warrants that this contract has been reviewed to establish that the variation, if incorporated, will be compatible with other elements of work.

3) Government Approved Submittals

Upon completion of review of submittals requiring government approval, the submittals will be identified as having received approval by being so stamped and dated. Two (2) copies of the submittal will be retained by the Contracting Officer and two (2) copies of the submittal will be returned to the Contractor.

4) Information Only Submittals

Normally submittals for information only will not be returned. Approval of the Contracting Officer is not required on information only submittals. The Government reserves the right to require the Contractor to resubmit any item found not to comply with the contract. This does not relieve the Contractor from the obligation to furnish material conforming to the drawings and specifications; it will not prevent the Contracting Officer from requiring removal and replacement of non-conforming material incorporated in the work; and does not relieve the Contractor of the requirement to furnish samples for testing by the Government laboratory or for check testing by the Government in those instances where the technical specifications so prescribe.

I. Stamps

Stamps used by the Contractor on all Submittals, to certify that the submittal meets contract requirements, shall be similar to the following:

CONTRACTOR
(Firm Name)

_____ Approved

_____ Approved with corrections as noted on submittal data and/or attached sheets(s).

SIGNATURE:
_____

TITLE:
_____

1.5 PROJECT/SITE CONDITIONS

1.5.1 Site Security

The Contractor shall report any vandalism, suspicious activities or devices to the Contracting Officer or local police as soon as possible. The Contracting Officer will notify the Contractor of any heightened security measures and will expect vigilant monitoring of equipment, grounds and security fencing while working. At a heightened security posture, there may be work areas that are restricted. The Contracting Officer will notify the Contractor of these restricted areas, and work may be delayed or restricted or will be performed in these areas under the direct supervision of Devens RFTA personnel.

1.5.2 Contractor Access to Devens RFTA

Contractor to submit Base Access Form to Devens RFTA Security for all personnel that will work on this project. The information contained in the form will be used for conducting background check for each proposed personnel. The Devens RFTA Base Access Form is included as Attachment 2.

1.5.3 Pre-Bid Contractor Site Visit

It is HIGHLY recommended that the Contractor visit the project site and become familiar with general, local, and site conditions which may affect cost, progress, or performance of the work. A site visit shall be scheduled through the Army Contracting Command New Jersey (ACC NJ).

1.6 SUPERVISION BY THE CONTRACTOR

1.6.1 At all times during the performance of the contract and until the work is completed and accepted, the Contractor shall directly supervise the work and have on the worksite a competent project supervisor and has the authority to act for the Contractor.

A. The supervisor/superintendent and competent alternate, shall be capable of reading, writing, and conversing fluently in the English language.

B. The project supervisor/superintendent is primarily responsible for managing and coordinating day-to-day production and schedule adherence on the project. The superintendent is required to attend partnering meetings, and quality control meetings.

C. The project supervisor/superintendent shall maintain a physical presence at the site at all times and be responsible for all construction and related activities at the site, except as otherwise acceptable to the Contracting Officer.

D. The project supervisor/superintendent is subject to removal by the Contracting Officer for non-compliance with requirements specified in the contract and for failure to manage the project to insure timely completion. Furthermore, the Contracting Officer may issue an order stopping all or part of the work until satisfactory corrective action has been taken. No part of

the time lost due to such stop orders is acceptable as the subject of claim for extension of time for excess costs or damages by the Contractor.

1.7 WORK SEQUENCE AND SCHEDULING

1.7.1 Hours of Operations

Hours of Operation: Normal work hours are conducted between 7:00 a.m. to 4:00 p.m., Monday thru Friday. The Contractor will not be permitted to work on Saturday, Sunday or legal holidays unless otherwise authorized by the Contracting Officer. The exclusion of work on Saturday, Sunday and legal holidays has been considered in computing the performance time of this contract. The following legal holidays are observed:

January 1st
Third Monday in January
Third Monday in February
Last Monday of May
June 19th
July 4th
1st Monday of September
2nd Monday of October
11th of November
Fourth Thursday of November
25th of December

When one of the above designated legal holidays falls on a Sunday, the following Monday will be observed as a legal holiday. When a legal holiday falls on a Saturday, the preceding Friday is observed as a holiday.

Work outside the normal hours of operation requires Contracting Officer approval. The request to work outside the hours of operation shall be made in writing to the Contracting Officer 10 calendar days prior to such work to allow arrangements to be made by the Government. The request application shall include specific dates, hours, location, type of work to be performed, contract number and project title, and names of all individuals who will be working outside the hours of operations. During periods of darkness, the different parts of the work shall be lighted in a manner approved by the Contracting Officer.

1.7.2 Work Sequence

A. General

There are certain essential criteria relative to the preparation of a work sequence and time schedule which the Contractor will be required to implement and follow during the prosecution of the work. Minor variations in the sequence of the items of work as specified may be made by the Contractor, provided such variations do not conflict with critical elements of the schedule. Proposed minor variations shall be noted on the progress schedule. Variations shall be approved by the Contracting Officer prior to implementation.

1.7.3 Project Schedule

A. General Requirements

Prepare for approval a Project Schedule to show in the schedule the proposed sequence to perform the work and dates contemplated for starting and

completing all schedule activities. The scheduling of the entire project is required. The scheduling of construction is the responsibility of the Contractor. Contractor management personnel must actively participate in its development.

B. Project Schedule Requirements

The project schedule shall be in the form of a chart graphically indicating the sequence proposed to accomplish each work feature or operation pursuant to FAR Clause 52.236-15 "Schedules for Construction Contracts". Show in the schedule the proposed sequence to perform the work and dates contemplated for starting and completing all schedule activities. The chart shall be prepared to show the starting and completion dates of all work features on a linear horizontal time scale beginning with date of Notice to Proceed and indicating calendar days to completion. The scheduling of the entire project is required. Provide a schedule that is a forward planning as well as a project monitoring tool. The Contractor shall indicate on the chart the important work features or operations that are critical to the timely overall completion of the project. Key dates for such important work features and portions of work features are milestone dates and shall be so indicated on the chart. Failure to develop the Project Schedule to an appropriate level of detail will result in its disapproval. The Contracting Officer will consider, as appropriate to the project, and not limited to, the following characteristics and requirements to determine appropriate level of detail:

1) Activity Durations

2) Procurement Activities

3) Mandatory Tasks

a) Submission, review and acceptance of SD-01 Preconstruction Submittals (individual activity for each).

b) Submission of mechanical and electrical systems layout drawings.

c) Long procurement activities.

d) Submission and approval of O & M manuals.

e) Submission and approval of as-built drawings.

f) Submission and approval of installed equipment lists.

g) Contractor's pre-final inspection.

h) Correction of punch list from Contractor's pre-final inspection.

i) Government's pre-final inspection.

j) Correction of punch list from Government's pre-final inspection.

k) Final inspection.

Show Government and other agency activities that could impact progress. These activities include, but are not limited to: approvals, acceptance, design reviews, inspections, etc.

This schedule will be the medium through which the timeliness of the Contractor's construction effort is appraised.

C. Initial Project Schedule Submission

Submit the Initial Project Schedule for approval within 30 calendar days after notice to proceed is issued. The schedule must demonstrate a reasonable and realistic sequence of activities which represent all work through the entire contract performance period. No payment will be made for work items not fully detailed in the Project Schedule.

1) No payment will be made for work items not fully detailed in the Project Schedule.

2) An Early Completion Schedule is an Initial Project Schedule (IPS) that indicates all scope of the required contract work will be completed before the contractually required completion date.

3) No IPS indicating an Early Completion will be accepted without being fully resource-loaded (including crew sizes and manhours) and the Government agreeing that the schedule is reasonable and achievable.

4) The Government is under no obligation to accelerate work items it is responsible for to ensure that the early completion is met nor is it responsible to modify incremental funding (if applicable) for the project to meet the contractor's accelerated work.

D. Periodic Schedule Updates

Update the Project Schedule as required based on actual progress and other conditions affecting the schedule.

1) Update information including Actual Start Dates (AS), Actual Finish Dates (AF), and Percent Complete is subject to the approval of the Government.

2) AS and AF dates must match the date(s) reported on the Contractor's Quality Control Report for an activity start or finish.

1.7.4 Organization at the Site

A. General

The Contractor shall employ ample personnel and sufficient equipment to accomplish the work of this contract in the least amount of time, within the prosecution period specified in SPECIAL CONTRACT REQUIREMENTS, Clause COMMENCEMENT, PROSECUTION AND COMPLETION OF WORK (APR 1984) FAR 52.211-10.

B. Rate of Progress

Should the Contractor fail to maintain a satisfactory rate of progress in accordance with the Contractor's approved progress schedule, the Contracting Officer may require that additional personnel and equipment be placed on the work and weekend and overtime work be performed, in order that

the work be brought up to schedule and maintained, at no additional cost to the Government.

C. Work Coordination

Delays resulting from lack of proper coordination shall not be grounds for a time extension, direct or extra compensation, or affect the requirement for timely completion.

1.8 CONTRACTOR'S USE OF FACILITIES AND HAULING ROUTES

The Contractor shall be responsible for the following:

1.8.1 Determining the trucking and hauling routes and associated restrictions to and from the work, to include the coordination for the use of such routes with local, State, and Federal authorities.

1.8.2 Complying with all local, State, and Federal regulations and restrictions when using any facilities or hauling routes.

1.9 CONTRACTOR USE OF PREMISES

1.9.1 Access to the Site and Storage/Staging areas

Access to the project site is currently available for construction traffic. The Contractor shall be responsible for providing and maintaining access necessary for his equipment and plant to and from the work site.

Truck route for delivery and access to storage/staging areas shall be as shown in Attachment 3.

1.9.2 Temporary Facilities and Utilities, and Storage Areas

The Contractor shall confine all operations, including storage of materials, on Government premises to areas authorized or approved by the Contracting Officer. The Contractor shall hold and save the Government, its officers and agents, free and harmless from liability of any nature occasioned by the Contractor's performance.

1.9.3 Work Limits

Work shall be restricted to the limits of the work as shown in this Performance Work Statement and to storage areas as shown on the Attachment 4, and as indicated by the Contracting Officer.

1.9.4 Protection and Security

A. Protection to Contractor personnel or their equipment cannot be provided at the worksite by the Government.

B. The Contractor shall protect all its personnel, Government personnel, and the general public from injury.

C. The Contractor shall conduct all its work so as to prevent injury or unsafe conditions during construction.

1.9.5 Work By Other Contractors

During the performance period of this contract, no other work is anticipated to occur by other contractors.

1.9.6 Emergency Contacts

The Contractor shall provide a list of emergency contacts to be used in the event of an emergency. The list shall include the contact names, addresses, and telephone numbers. As changes occur and additional information becomes available, correct and change the information contained in previous lists.

1.9.7 Damaged Property

A. Provide and maintain protection for all existing conditions on or adjacent to the Site, as well as nearby third-party property which is not part of the Work; this also includes parts of the Contract which do not unreasonably interfere with the Work. It is recommended that the Contractor become very familiar with the Site and any adjacent property.

B. Work shall proceed in a manner which will minimize disturbance or risk of damage to structures and surrounding lands. The Contractor shall repair such items damaged in the course of carrying out the work at no additional cost to the Government. All repairs shall match similar existing items in all aspects. All replacements shall be in kind.

C. Avoid damage to existing vegetation to remain in place and only remove vegetation when specifically authorized to do so.

D. Any damage to existing conditions, including third party property, as a result of failure to comply with the requirements of the Contract or failure to exercise reasonable care in conducting the Work shall be immediately repaired. If Contractor fails or refuses to promptly repair the damage, the Contracting Officer shall exercise its rights to repair the damage at the expense of the Contractor.

1.9.8 Restoration

A. All existing conditions which are disturbed, damaged and or removed as a result of the Work, shall be fully restored (restored shall mean, but not be limited to, repaired, put back into service, replaced, etc). Restorations shall match elevations, conditions prior to the start of the Work. Except as otherwise noted, materials and workmanship used in restoring the damaged work shall conform in type and quality to that of original existing conditions. All restorations shall be at the expense of the Contractor.

B. The Contractor shall not cut, alter or remove any structural components, nor disturb any plumbing, steam, gas, or electric utilities without prior approval from the Contracting Officer.

C. Prior to any disturbance to existing conditions, the Contracting Officer shall be notified immediately when conditions which are to be altered and or extended are found to be defective in any way.

D. Changes in contract price and or time as a result of restoration to damaged existing conditions which were not shown in the Contract Documents or were unknown to the Government will be covered by the clauses entitled “CHANGES” (FAR 52.243-5) and “DIFFERING SITE CONDITIONS” (FAR 52.236-2).

1.9.9 Contractor's Receipt of Supplies

The Contractor shall be responsible for all arrangements for the receipt of materials and supplies at the job site. Government personnel are not permitted to receive or sign for items delivered to the site.

1.9.10 Daily Clean Up

The Contractor shall at all times, keep the premises free from accumulation of waste materials or rubbish caused by work under this contract. All parts and equipment removed for replacement become the property of the Contractor and shall be removed from the premises. At the end of each work day and upon the completion of all work, the Contractor shall leave interior and exterior property in the condition in which it was found just prior to start of work.

1.9.11 Government Sanitary Facilities

Toilet facilities are not available on site for the Contractor's use. The Contractor shall provide portable toilets for its personnel and subcontractors.

1.9.12 Installation Regulations

In addition to Devens RFTA security requirements, ensure that employees of the Contractor and all subcontractors working at Devens RFTA become familiar with and obey Devens RFTA safety, fire, and traffic regulations. Keep within the limits of the work and avenues of ingress and egress. The Contractor's equipment shall be conspicuously marked for identification.

1.9.13 No Smoking Policy

Smoking is prohibited within and outside of all buildings on installations under the cognizance of Devens RFTA except in designated smoking areas. Discarding tobacco materials other than into designated tobacco receptacles is considered littering and is subject to fines. The Contracting Officer will identify designated smoking areas.

1.9.14 Hot Work

Submit and obtain a written permit prior to performing "Hot Work" (i.e. welding or cutting) or operating other flame-producing/spark producing devices, from the local Fire Department. CONTRACTORS ARE REQUIRED TO MEET ALL CRITERIA BEFORE A PERMIT IS ISSUED. Provide at least two 20 pound 4A:20 BC rated extinguishers for normal "Hot Work". The extinguishers must be current inspection tagged, and contain an approved safety pin and tamper resistant seal. It is also mandatory to have a designated FIRE WATCH for any "Hot Work" done at this activity. The Fire Watch must be trained in accordance with NFPA 51B and remain on-site for a minimum of one hour after completion of the task or as specified on the hot work permit.

When starting work in the facility, require personnel to familiarize themselves with the location of the nearest fire alarm boxes and place in memory the Fire And Emergency Services phone number. REPORT ANY FIRE, NO MATTER HOW SMALL, to Fire And Emergency Services IMMEDIATELY by calling 911 and/or activating a fire alarm.

1.10 EXISTING UTILITIES

1.10.1 Utility Outages and Interruptions

A. Make utility outages and interruptions during hours that will cause the least impact to daily operations. Coordinate all utility outages and interruptions with the Contracting officer.

B. Where applicable, Utility Outage/Interruption Requests shall be submitted in writing at least 15 calendar days in advance of the date desired for outages/interruptions; include at least one alternate date. Services shall not be interrupted until permission of the requested hours and dates is received from the Contracting Officer. The request(s) shall include the following information: Hours and dates of interruption(s) and which utilities and services are affected. The Contractor is cautioned that outages and/or interruptions may not be granted on the date(s) requested.

C. Interruptions shall be defined as any Contractor operation that interferes with services such as, but not limited to, building systems, heating and cooling equipment, electrical service, water, sanitary sewer, fire alarms, telephone service and data, interior and exterior lighting, or roads.

D. Interruption of services shall be limited to eight (8) hours. This time limit includes time for deactivation and reactivation.

E. The Contractor shall not be entitled to additional or overtime payment for utility outages, interruptions, and connections required to be performed outside the regular work hours.

F. The Contractor shall notify the Contracting Officer in writing at least 7 calendar days in advance of cancellation of any utility outage/interruption requests.

1.10.2 Pre-Utility Outage or Pre-Connection Coordination Meeting

Once the request for a planned utility outage and interruption or connection is approved, attend a pre-outage or pre-connection coordination meeting with the Contracting Officer and a representative of Devens RFTA to review the scope of work and the lock-out/tag-out procedures for worker protection. Work shall not be performed on energized electrical circuits unless proof is provided that no other means exist.

1.11 EXTENDED WARRANTIES

1.11.1 Whether or not specifically mentioned or required in the individual sections of the specifications, the Contractor shall obtain and furnish written standard manufacturer’s extended warranties/guarantees, if such is offered by the manufacturer, for all materials, products, equipment, etc. furnished and installed under the work of this contract.

1.11.2 These documents shall be transmitted with submittal requirements for approval in accordance with Section 01 78 00 CLOSEOUT SUBMITTALS. A duplicate of each shall be included under a separate section of the Operation and Maintenance Manuals.

1.12 QUALITY ASSURANCE

1.12.1 All items of work not addressed in the contract documents shall be completed in strict accordance with the manufacturers’ specifications.

1.12.2 The Government is not obligated to inspect the Contractor's work, or to protect the Contractor from the consequences of its work. Government inspections are a general examination of the Contractor's conduct and workmanship and are solely for the purpose of the Government. Government-designated Quality Assurance Representatives (QARs) do not have the authority to accept work, nor is a Government inspection to be construed as conclusive.

1.12.3 Government agents including QARs and project engineers are not authorized to change the contract without the written approval of the Contracting Officer; this lack of authority extends to all situations in which the action of these agents could be construed as constituting a change.

1.12.4 The quality of workmanship is subject to audit by Government or Government-designated QARs at any time during the contract. The Contractor shall cooperate fully and provide all information necessary for this audit.

1.12.5 The Contractor shall submit all requests for changes in writing to the Contracting Officer. Do not proceed with changes without possession of written authorization of the Contracting Officer.

1.12.6 The Contractor shall not conceal any work unless the Contracting Officer has approved all items of work which are to be concealed. The Contractor shall notify the Contracting Officer of its intention to conceal work at least 24 hours in advance of concealment.

1.13 GENERAL SAFETY REQUIREMENTS

1.13.1 General

The Contractor shall take all necessary precautions in observing safety regulations and shall assume the responsibility to guard against causing of fires and/or explosions and to protect Government property. The Contractor shall perform the work in a manner consistent with security and with fire safety regulations especially with regards to ingress and egress. Temporary closures shall not compromise life safety, security or fire safety.

A. Qualifications

1) Site Safety and Health Officer (SSHO)

Provide an SSHO that meets the requirements of EM 385-1-1 Section 1. The SSHO must ensure that the requirements of 29 CFR 1926.16 are met for the project. Provide a Safety oversight team that includes a minimum of one person at each project site to function as the Site Safety and Health Officer (SSHO). The SSHO or an equally-qualified Alternate SSHO must be at the work site at all times to implement and administer the Contractor's safety program and Government-accepted Accident Prevention Plan. The SSHO and Alternate SSHO must have the required training, experience, and qualifications in accordance with EM 385-1-1 Section 01.A.17, and all associated sub-paragraphs.

If the SSHO is off-site for a period longer than 24 hours, an equally-qualified alternate SSHO must be provided and must fulfill the same roles and responsibilities as the primary SSHO. When the SSHO is temporarily (up to 24 hours) off-site, a Designated Representative (DR), as identified in the AHA may be used in lieu of an Alternate SSHO, and must be on the project site at all times when work is being performed. Note that the DR is a collateral duty safety position, with safety duties in addition to their full time occupation.

2) Additional Site Safety and Health Officer (SSHO) Requirements and Duties

The SSHO may also serve as the Quality Control Manager, provided the individual meets all the requirements specified in Section 01 45 00 QUALITY CONTROL. The SSHO shall not serve as the Project Superintendent.

3) Accident Prevention Plan (APP)

A qualified person must prepare the written site-specific APP. Prepare the APP in accordance with the format and requirements of EM 385-1-1, Appendix A, and as supplemented herein. Cover all paragraph and subparagraph elements in EM 385-1-1, Appendix A. The APP must be job-specific and address any unusual or unique aspects of the project or activity for which it is written. The APP must interface with the Contractor's overall safety and health program referenced in the APP in the applicable APP element, and made site-specific. Describe the methods to evaluate past safety performance of potential subcontractors in the selection process. Also, describe innovative methods used to ensure and monitor safe work practices of subcontractors. The Government considers the Prime Contractor to be the "controlling authority" for all work site safety and health of the subcontractors. Contractors are responsible for informing their subcontractors of the safety provisions under the terms of the Contract and the penalties for noncompliance, coordinating the work to prevent one craft from interfering with or creating hazardous working conditions for other crafts, and inspecting subcontractor operations to ensure that accident prevention responsibilities are being carried out. The APP must be signed by an officer of the firm (Prime Contractor senior person), the individual preparing the APP, the on-site superintendent, the designated SSHO, the Contractor Quality Control Manager, and any designated Certified Safety Professional (CSP) or Certified Industrial Hygienist (CIH). The SSHO must provide and maintain the APP and a log of signatures by each subcontractor foreman, attesting that they have read and understand the APP, and make the APP and log available on-site to the Contracting Officer. If English is not the foreman's primary language, the Prime Contractor must provide an interpreter.

Submit the APP to the Contracting Officer 15 calendar days prior to the date of the preconstruction conference for acceptance. Work cannot proceed without an accepted APP. Once reviewed and accepted by the Contracting Officer, the APP and attachments will be enforced as part of the Contract. Disregarding the provisions of this Contract or the accepted APP is cause for stopping of work, at the discretion of the Contracting Officer, until the matter has been rectified. Continuously review and amend the APP, as necessary, throughout the life of the Contract. Changes to the accepted APP must be made with the knowledge and concurrence of the Contracting Officer, project superintendent, SSHO and Quality Control Manager. Incorporate unusual or high-hazard activities not identified in the original APP as they are discovered. Should any severe hazard exposure (i.e. imminent danger) become evident, stop work in the area, secure the area, and develop a plan to remove the exposure and control the hazard. Notify the Contracting Officer within 24 hours of discovery. Eliminate and remove the hazard. In the interim, take all necessary action to restore and maintain safe working conditions in order to safeguard onsite personnel, visitors, the public (as defined by ASSP A10.34), and the environment.

4) Activity Hazard Analysis (AHA)

Before beginning each activity, task or Definable Feature of Work (DFOW) involving a type of work presenting hazards not experienced in

previous project operations, or where a new work crew or subcontractor is to perform the work, the Contractor(s) performing that work activity must prepare an AHA. AHAs must be developed by the Prime Contractor, subcontractor, or supplier performing the work, and provided for Prime Contractor review and approval before submitting to the Contracting Officer. AHAs must be signed by the SSHO, Superintendent, QC Manager and the subcontractor Foreman performing the work. Format the AHA in accordance with EM 385-1-1, Section 1 or as directed by the Contracting Officer. Submit the AHA for review at least 15 working days prior to the start of each activity task, or DFOW. The Government reserves the right to require the Contractor to revise and resubmit the AHA if it fails to effectively identify the work sequences, specific anticipated hazards, site conditions, equipment, materials, personnel and the control measures to be implemented.

AHAs must identify competent persons required for phases involving high risk activities, including confined entry, crane and rigging, excavations, trenching, electrical work, fall protection, and scaffolding.

5) Emergency Medical Treatment

Contractors must arrange for their own emergency medical treatment in accordance with EM 385-1-1. Government has no responsibility to provide emergency medical treatment.

6) Mishap Notification

Notify the Contracting Officer as soon as practical, but no more than twenty-four hours, after any mishaps, including recordable accidents, incidents, and near misses, as defined in EM 385-1-1 Appendix Q, any report of injury, illness, or any property damage. The Contractor is responsible for obtaining appropriate medical and emergency assistance and for notifying fire, law enforcement, and regulatory agencies. Immediate reporting is required for electrical mishaps, to include Arc Flash; shock; uncontrolled release of hazardous energy (includes electrical and non-electrical); load handling equipment or rigging; fall from height (any level other than same surface); and underwater diving. These mishaps must be investigated in depth to identify all causes and to recommend hazard control measures.

Within notification include Contractor name; Contract title; type of Contract; name of activity, installation or location where accident occurred; date and time of accident; names of personnel injured; extent of property damage, if any; extent of injury, if known, and brief description of accident (for example, type of construction equipment used and PPE used). Preserve the conditions and evidence on the accident site until the Government investigation team arrives on-site and Government investigation is conducted. Assist and cooperate fully with the Government's investigation(s) of any mishap.

1.14 ENVIRONMENTAL PROTECTION

To provide for control of all environmental pollution arising from construction activities, the Contractor and its subcontractors, in the performance of this contract and all applicable Federal, State, and local laws and regulations concerning environmental protection pollution control and abatement. See Section 01 57 20 EVNIRONMENTAL PROTECTION.

1.15 EXISTING WORK

In addition to "FAR 52.236-9, Protection of Existing Vegetation, Structures, Equipment, Utilities, and Improvements":

A. Remove or alter existing work in such a manner as to prevent injury or damage to any portions of the existing work which remain.

B. Repair or replace portions of existing work which have been altered during construction operations to match existing or adjoining work, as approved by the Contracting Officer. At the completion of operations, existing work shall be in a condition equal to or better than that which existed before new work started.

1.16 SNOW REMOVAL

The Contractor shall be responsible for snow removal within their assigned exterior limit of work area, as shown on the contract drawings.

1.17 PRECONSTRUCTION CONFERENCE

The Contracting Officer will conduct a preconstruction conference with key Contractor personnel. The purpose of the conference is to review contract requirements and to establish a working relationship between the Contractor's Staff and the Devens RFTA personnel who will be closely associated with the project. During the conference, the Contracting Officer will inform the Contractor concerning Job Safety, Quality Control, Labor Relations, and Environmental Protection. The Contractor's Superintendent, Quality Control Representative, and Site Safety and Health Officer (SSHO) shall attend this conference.

1.18 AS-BUILT DOCUMENTS

Maintain at the jobsite one set of paper drawings/sketches marked to show all deviations that have been made from the contract documents, including concealed construction and utility features revealed during the course of construction. These documents shall be available for review by the Contracting Officer at all times. Upon completion of the work, submit an original marked set of drawings/sketches to the Contracting Officer for approval.

1.18.1 Preparation of As-Built Drawings

The entries shall be made in the jobsite set of drawings/sketches at the time field changes are made, pertinent information collected, or need for corrections established, as a continuing process during the life of the contract. As revised drawings/sketches are issued by the Contracting Officer, revised drawings/sketches shall be introduced to replace the superseded drawings/sketches and all applicable notations previously made on the superseded documents transferred to the current drawing/sketch set. Carefully prepared sketches, not less than 8-1/2" x 11", may be used to depict changes or added information in lieu of notations on the actual prints. Staple sketches to the prints affected by the change. All plan views, sections, elevations, profiles, diagrams, details, or schedules affected by a change shall be marked up as required to reflect the change. All notations or changes made on the drawings/sketches shall be in sufficient detail to clearly depict the change. Colored pens or pencils shall be used to make notations on the record documents as follows:

<u>Red pen or pencil</u> shall be employed to indicate added or corrected work or information.

Green pen or pencil shall be used to show the deleted or incorrectly depicted work or information.

Blue or black pen or pencil shall be used to show information not to be recorded on the drawings/sketches but included on the marked-ups for explanatory or clarification purposes for the benefit of the Contracting Officer.

1.19 RECORD DRAWINGS

The record drawings/sketches are the final compilation of actual conditions reflected in the as-built documents.

Provide additional drawings/sketches as required to depict as-built conditions.

Provide electronic PDF files of all contract drawings/sketches associated with the as-built submittal. Compile and organize the PDF set to match the contract documents.

1.19.1 Final Record Annotation

When final revisions have been completed, show the wording "RECORD DRAWING AS-BUILTS" followed by the name of the Contractor.

1.19.2 Preparation and Submission of Record Drawings

Within 30 days after Government approval of all of the working as-built drawings, prepare the final PDF record drawing/sketch files. The Government will promptly return one annotated set with any necessary corrections. Within 7 calendar days revise the PDF files accordingly at no additional cost and submit one set of final PDF file to the Government. Files and storage media submitted will become the property of the Government upon final approval. Failure to submit final record documents as specified will be cause for withholding any payment due under this contract. Approval and acceptance of final record documents must be accomplished before final payment is made.

1.19.3 Record Drawing Re-Submission Requirements

If elements of a record document submittal are rejected, provide the following for each re-submission, in addition to any information required in Section 01 33 00 SUBMITTAL PROCEDURES:

A. Re-submit all PDF components, including updated content in response to Government comments.

B. Provide a copy of all Government review comments.

C. Provide a disposition/response to each Government review comment for a back-check of the re-submission deliverable.

PART 2 PRODUCTS (Not Applicable)

PART 3 EXECUTION

3.1 Contractor’s Responsibility

The contractor is responsible for the coordination of all work to meet requirement of the contract. The contractor shall inspect and survey the existing AHU piping, wiring, gate valves, shutoffs, feed line, electrical power supply and equipment and repair or replacement of any defective materials that may impair the proper operations of the new AHUs.

The contractor shall ensure that the new AHUs are complete and useable upon completion of the work and will be fully responsible for proper function of new AHUs as per the manufacturer's requirements and recommendations.

3.2 Demolition and Removal of Existing Drop Ceiling Grid System and associated tiles/materials.

The Contractor shall perform the following tasks

A. Removal and disposal of the existing ceiling grid system and materials/tiles.

3.3 Delivery and Installation of New Drop Ceiling Grid System and Tiles.

The Contractor shall deliver and set the new Drop Ceiling Grid System and Tiles into place. This work includes:

A. Deliver the new Drop Ceiling Grid System and Tiles as needed to fit into the building's ceiling system.

B. Provide, install, and connect all new drop ceiling grid systems to replace the current ceiling grid system and install new drop tiles.

ATTACHMENTS

Attachment 1 **Main Cantonment Area**
USA Fort Devens

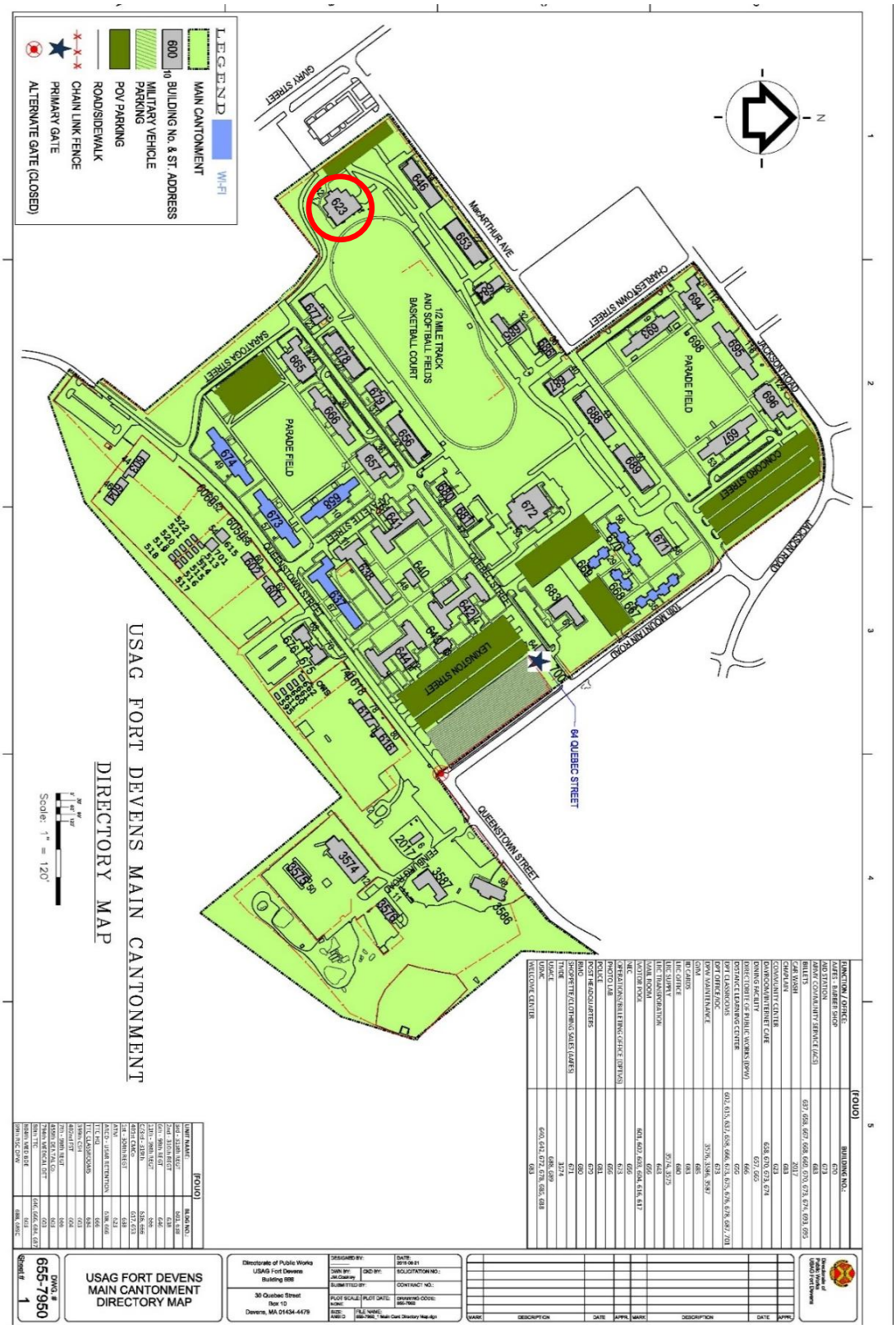

-- END OF SECTION 01 10 00 --

01 33 00 SUBMITTAL PROCEDURES

PART 1 GENERAL

1.1 SUBMITTAL IDENTIFICATION

Submittals required are identified by SD numbers and titles as follows:

SD-01 Preconstruction Submittals

A document, required of the Contractor, or through the Contractor, from a supplier, installer, manufacturer, or other lower tier Contractor, the purpose of which is to confirm the quality or orderly progression of a portion of the work by documenting procedures, acceptability of methods or personnel, qualifications, or other verifications of quality.

SD-02 Shop Drawings

Submittals which graphically show relationship of various components of the work, schematic diagrams of systems, details of fabrication, layouts of particular elements, connections, and other relational aspects of the work.

SD-03 Product Data

Preprinted manufacturer material describing a product, system, or material, such as catalog cuts.

SD-04 Samples

Samples, including both fabricated and un-fabricated physical examples of materials, products, and units of work as complete units or as portions of units of work.

SD-05 Design Data

Submittals, which provide calculations, descriptions, or documentation regarding the work.

SD-06 Test Reports

Reports of inspections or tests, including analysis and interpretation of test results.

SD-07 Certificates

Statement signed by an official authorized to certify on behalf of the manufacturer of a product, system, or material, attesting that the product, system or material meets specified requirements. The statement must be dated after the award of the contract, must state the Contractor's name and address, must name the project and location, and must list the specific requirements, which are being certified.

SD-08 Manufacturer's Instructions

Preprinted material describing installation of a product, system or material; including special notices and material safety data sheets, if any, concerning impedances, hazards, and safety precautions.

SD-09 Manufacturer's Field Reports

Daily reports from specially suppliers to the contractor that provide information, data, tests result for a product.

SD-10 Operation and Maintenance Data

Data, which forms a part of an operation and maintenance manual.

SD-11 Closeout Submittals

All data, documentations, information, and drawings to achieve contract closeout.

SD-12 Schedules

All data, documentations, information, and drawings to achieve contract closeout.

SD-13 Records

Documentation to record compliance with technical or administrative requirements.

1.2 SUBMITTAL CLASSIFICATION

Submittals are classified as follows:

1.2.1 Government Approved/Accepted (G)

All submittals classified for Government Approval/Acceptance (G) are identified in the approved submittal register Form 4288. A code following the "G" designation indicates the action authority; codes of "DPW" for Director of Public Works, and "AE" for Architect-Engineer action.

1.2.1.1 Government Approved

Government approval is required for all specification submittal items found in specifications having structural steel connections, extensions of design, Fire Protection/Life Safety, and Commissioning of HVAC, and other items as designated by the Contracting Officer. Government approval (G) is also required for all submittals designated as such in the technical specifications. Within the terms of the Contract Clause entitled "Specifications and Drawings for Construction," they are "shop drawings". The Government will review all submittals designated as deviating from the Solicitation or Accepted Proposal, as described below.

1.2.1.2 Government Accepted

Government acceptance applies to the Quality Control Plan, the Accident Prevention Plan, and the Drug Free Workplace Certification. These submittals are within the terms of the Contract Clauses entitled "Inspection of Construction", "Accident Prevention", and "Drug Free Workplace"

respectively. The Government will review all submittals designated as deviating from the Solicitation or Accepted Proposal, as described below.

1.2.2 Information Only

All Contractor submittals not requiring Government approval will be for information only. FIO submittals are identified in the approved submittal register Form 4288R. They are not considered to be "shop drawings" within the terms of the Contract Clause referred to above. FIO Submittals will be retained at the project site and reviewed prior to Preparatory Meetings.

1.3 APPROVED/ACCEPTED SUBMITTALS

The Contracting Officer's approval/acceptance of submittals shall not be construed as a complete check but will indicate only that the general method of construction, materials, detailing and other information are satisfactory. Approval will not relieve the Contractor of the responsibility for any error which may exist, as the Contractor under the Contractor Quality Control (CQC) requirements of this contract is responsible for dimensions, the design of adequate connections and details, and the satisfactory construction of all work. After submittals have been approved by the Contracting Officer, no resubmittal for the purpose of substituting materials or equipment will be considered unless accompanied by an explanation of why a substitution is necessary.

1.4 DISAPPROVED/NON-ACCEPTED SUBMITTALS

The Contractor shall make all corrections required by the Contracting Officer and promptly furnish a corrected submittal in the form and number of copies specified for the initial submittal. If the Contractor considers any correction indicated on the submittals to constitute a change to the contract, a notice in accordance with the Contract Clause "Changes" shall be given promptly to the Contracting Officer.

1.5 WITHHOLDING OF PAYMENT

Payment for materials incorporated in the work will not be made if required approvals have not been obtained.

PART 2 PRODUCTS (Not Applicable)

PART 3 EXECUTION

3.1 GENERAL

The Contractor shall make submittals as required by the specifications. The Contracting Officer may request submittals in addition to those specified when deemed necessary to adequately describe the work covered in the respective sections. Units of weights and measures used on all submittals shall be the same as those used on the contract drawings or required per the contract documents. Each submittal shall be complete and in sufficient detail to allow ready determination of compliance with contract requirements. Prior to submittal, all items shall be checked and approved by the Contractor's Quality Control (CQC) System Manager and each item shall be stamped, signed, and dated by the Contractor's Quality Control CQC System Manager indicating action taken. Proposed deviations from the contract requirements shall be clearly identified. Submittals shall include items such as: Contractor's,

manufacturer's, or fabricator's drawings; descriptive literature including (but not limited to) catalog cuts, diagrams, operating charts or curves; test reports; test cylinders; samples; O&M manuals (including parts list); certifications; warranties; and other such required submittals. Submittals requiring Government approval shall be scheduled and made prior to the acquisition of the material or equipment covered thereby. Samples remaining upon completion of the work shall be picked up and disposed of in accordance with manufacturer's Safety Data Sheets (SDS) and in compliance with existing laws and regulations.

No work shall be performed on the project without Government accepted and approved plans/drawings stamped and submitted by the Contractor for approval by the Fort Devens Director of Public Works.

3.2 SUBMITTAL REGISTER

A submittal register showing items of equipment and materials for which submittals are required by the specifications is attached to the specifications; this list may not be all inclusive and additional submittals may be required. The Government will provide the initial submittal register in electronic format. Thereafter, the Contractor shall maintain a complete list of all submittals, including completion of all data columns. Dates on which submittals are received and returned by the Government will be included in its export file to the Contractor. The Contractor shall track all submittals. NOTE: The Contractor is required to add additional entries to the Submittal Register for all items requiring multiple submittals, including Shop Drawings, Multiple Shop Assembly Drawings, etc. These entries should be made prior to original submission of the submittal register within 30 days of Notice to Proceed.

3.3 SCHEDULING

Submittals covering component items forming a system or items that are interrelated shall be scheduled to be coordinated and submitted concurrently. Certifications to be submitted with the pertinent drawings shall be so scheduled. Adequate time (a minimum of 30 calendar days exclusive of mailing time) shall be allowed and shown on the register for review and approval.

3.4 ALL SUBMITTALS WHICH EXCEED THE DETAIL SHOWN IN THE CONTRACT DOCUMENTS

3.4.1 Submittal details or drawings which exceed that which is shown in the contract documents to be transmitted in electronic format. All such submittals must include, along with the hard copy of the drawings required above, for incorporating into as-built or record drawings.

3.4.2 These submittals include those that reflect details, layouts, equipment, sizes, and other similar data.

3.5 TRANSMITTAL FORM (ENG FORM 4025)

The sample transmittal form (ENG Form 4025) attached at the end of this section shall be used for submitting both Government approved and information only submittals in accordance with the instructions on the reverse side of the form. These forms will be furnished to the Contractor. This form shall be properly completed by filling out all the heading blank spaces and identifying each item submitted. Special care shall be exercised to ensure

proper listing of the specification paragraph and/or sheet number of the contract drawings pertinent to the data submitted for each item.

3.6 SUBMITTAL PROCEDURE

Submittals shall be made as follows:

3.6.1 Procedures

The Contractor shall submit to the Contracting Officer six (6) copies of all submittals of items requiring shop inspection and six (6) copies of all other submittals as called for under the various headings of these specifications. Two (2) copies of the submittals will be returned.

3.6.2 Deviations

For submittals which include proposed deviations requested by the Contractor, the column "variation" of ENG Form 4025 shall be checked. The Contractor shall set forth in writing the reason for any deviations and annotate such deviations on the submittal. The Government reserves the right to rescind inadvertent approval of submittals containing unnoted deviations.

3.7 CONTROL OF SUBMITTALS

The Contractor shall carefully control his procurement operations to ensure that each individual submittal is made on or before the Contractor scheduled submittal date shown on the approved "Submittal Register."

3.8 GOVERNMENT APPROVED SUBMITTALS

Upon completion of review of submittals requiring Government approval/acceptance, the submittals will be identified as having received approval/acceptance by being so stamped and dated. Three copies of the submittal will be retained by the Contracting Officer and three copies of the submittal will be returned to the Contractor.

3.9 INFORMATION ONLY SUBMITTALS

The Contractor is responsible for preparing and retaining two copies of all FIO submittals in a pair of "Government" files at the Contractor's field office. One copy of the FIO submittals will be used for historical record and transferred to the customer upon completion of the project. The second copy will be used for Quality Assurance reviews, but may be retained at the Government's field office at the discretion of the Quality Assurance Representative. Both files shall be maintained in good order and filed by specification section. A minimum of 30 days in advance of the Approval Needed By date (Submittal Register, ENG Form 4288, Contractor Schedule Dates, Item "t") the Contractor shall submit only the transmittal form (ENG Form 4025-R) to the Government. The required submittal information shall be complete and available for review at the Contractor's field office. Government personnel will perform discretionary Quality Assurance reviews of the submittals as necessary to satisfy the Government that the Contractor's Quality Control system is providing the specified level of quality. Submittals that contain both Government Approval and Information Only items shall be processed as Government Approved Submittals. Submittals that do not meet the contract requirements will be assigned an "FX" action code by the Contracting Officer, and the submittal deficiencies will be forwarded to the Contractor. The

Contractor shall resubmit for Government Approval and in accordance with Paragraph "Disapproved Submittals". Normally submittals for information only will not be returned. Approval of the Contracting Officer is not required on information only submittals. The Government reserves the right to require the Contractor to resubmit any item found not to comply with the contract. This does not relieve the Contractor from the obligation to furnish material conforming to the plans and specifications; will not prevent the Contracting Officer from requiring removal and replacement of nonconforming material incorporated in the work; and does not relieve the Contractor of the requirement to furnish samples for testing by the Government laboratory or for check testing by the Government in those instances where the technical specifications so prescribe.

3.10 STAMPS

Stamps used by the Contractor on the submittal data to certify that the submittal meets contract requirements shall be similar to the following:

CONTRACTOR
(Firm Name)

_____ Approved

_____ Approved with corrections as noted on submittal data and/or attached sheets(s).

SIGNATURE:
_____

TITLE:

--END OF SECTION 01 33 00--

01 45 00 QUALITY CONTROL

PART 1 GENERAL

1.1 REFERENCES

The publications listed below form a part of this specification to the extent referenced. The publications are referred to within the text by the basic designation only.

U.S. ARMY CORPS OF ENGINEERS (USACE)

EM 385-1-1 (2024) Safety and Health Requirements Manual

1.2 SUBMITTALS

Government approval is required for submittals with a "G" designation; submittals not having a "G" designation are for information only. The following shall be submitted in accordance with Section 01 10 00 GENERAL REQUIREMENTS:

SD-01 Preconstruction Submittals

QC Plan; G DPW

Submit a QC plan within 15 calendar days after receipt of Notice to Proceed.

1.3 INFORMATION FOR THE CONTRACTING OFFICER (KO)

Prior to commencing work on construction, the Contractor can obtain a single copy set of the current report forms from the KO. The report forms will consist of Preparatory Phase Checklist and the Initial Phase Checklist.

Deliver the following to the KO:

a. Daily Reports: Electronically by 10:00 AM the next working week after each week that work is performed;

b. Preparatory Phase Checklist: Original attached to the original CQC Report and one copy attached to each copy;

c. Initial Phase Checklist: Original attached to the original CQC Report and one copy attached to each copy.

1.4 QUALITY CONTROL (QC) PROGRAM - GENERAL REQUIREMENTS

Establish and maintain a QC program. The QC program consists of plans, procedures, and organization necessary to produce and end product that complies with the Contract Requirements. The QC program covers all design and construction operations, both onsite and offsite, and must be keyed to the design and construction sequence. The Quality Control Manager, Supervisor/Superintendent, Site Safety and Health Officer (SSHO), and all onsite supervisors are responsible for the quality of work and subject to removal by the Contracting Officer for non-compliance with the quality requirements in the Contract. The Quality Control Manager must maintain a

physical presence at the work site at all times and is the primary individual responsible for all quality onctrol.

1.5 QC PROGRAM REQUIREMENTS

Establish and maintain a QC program as described in this section. The QC program consists of a QC Plan, QC meetings, three phases of control, submittal review and approval, completion inspections, and documentation necessary to provide materials, equipment, workmanship, fabrication, construction and operations that comply with the requirements of this Contract. The QC program must cover on-site and off-site work and be keyed to the work sequence. No construction work or testing may be performed unless the QC Manager is on the work site. Although the QC Manager is the primary individual responsible for quality control, all individuals will be held responsible for the quality of work on the job.

1.5.1 Quality Control Plan

Submit no later than 30 days after Contract Award after receipt of Notice to Proceed, the CQC Plan proposed to implement the requirements FAR 52.246-12 Inspection of Construction. The Government will consider an interim plan for the first 30 days of operation. Design and Construction will be permitted to begin only after acceptance of the CQC Plan and other Contract requirements or acceptance of an interim plan applicable to the particular feature of work to be started. Work outside of the accepted interim plan will not be permitted to begin until acceptance of a CQC Plan or another interim plan containing the additional work. Design work is not permitted to start prior to approval of a Design Quality Control Plan.

A. Content of Contractor Quality Control (CQC) Plan

Provide a CQC Plan, prior to start of construction that includes a table of contents, with major sections identified, pages numbered sequentially, and that documents the proposed methods and responsibilities for accomplishing quality control during the construction of the project. The CQC Plan must at a minimum include the following sections:

1) A description of the quality control organization and acknowledgment that the CQC staff will implement the three phase control system for all aspects of the work specified.

2) An organizational chart showing the quality control organization with individual names and job titles and lines of authority up to an executive of the company at the home office.

3) NAMES AND QUALIFICATIONS: Names and qualifications, in resume format, (including position titles and durations for qualifying experiences) for each person in the QC organization.

4) DUTIES, RESPONSIBILITY AND AUTHORITY OF QC PERSONNEL: Duties, responsibilities, and authorities of each person in the QC organization.

5) SUBMITTAL PROCEDURES AND INITIAL SUBMITTAL REGISTER: Procedures for reviewing, approving, scheduling, and managing submittals, including those of subcontractors, offsite fabricators, and suppliers. Provide the name(s) of the person(s) in the QC organization authorized to

review and certify submittals prior to approval. Provide the initial submittal of the Submittal Register as specified in Section 01 33 00 SUBMITTAL PROCEDURES

6) Procedures to complete construction deficiencies from identification through acceptable corrective action. Establish verification procedures that identified deficiencies have been corrected. This phase is performed prior to beginning work on each definable feature of work, after all required plans, documents, materials are approved, and after copies are at the work site.

7) Procedures for submitting and reviewing design changes/variations prior to submission to the Contracting Officer.

8) LIST OF DEFINABLE FEATURES: A Definable Feature of Work (DFOW) is a task that is separate and distinct from other tasks and has control requirements and work crews unique to that task. A DFOW is identified by different trades or disciplines, or it is work by the same trade in a different environment. A DFOW is by definition any item or activity on the construction schedule, and the schedule specification provides direction regarding how the DFOWs are to be structured. Include in the list of DFOWs for all activities on the Construction Schedule. Provide separate DFOWs in the Network Analysis Schedule for each design development stage and submittal package. Although each section of the specifications can generally be considered as a definable feature of work, there are frequently more than one definable features under a particular section. Identify the specification section number and schedule activity ID for each DFOW listed.

9) PROCEDURES FOR PERFORMING AND TRACKING THE THREE PHASES OF CONTROL: Identify procedures used to ensure the three phases of control to manage the quality on this project. For each Definable Feature of Work (DFOW), a Preparatory and Initial phase checklist will be filled out during the Preparatory and Initial phase meetings. Conduct the Preparatory and Initial Phases and meetings with a view towards obtaining quality construction by planning ahead and identifying potential problems for each DFOW.

10) PROCEDURES FOR COMPLETION INSPECTION: Procedures for identifying and documenting the completion inspection process. Include in these procedures the responsible party for punch out inspection, pre-final inspection, and final acceptance inspection.

1.5.2 Acceptance of the Quality Control Plan

The Contracting Officer's acceptance of the Contractor QC Plan, or interim plan applicable to the particular feature of work to be started is required prior to the start of construction. The Government will consider an interim plan for the first 30 days of operation. Work outside of the accepted interim plan will not be permitted to begin until acceptance of a CQC Plan or another interim plan containing the additional work. The Contracting Officer reserves the right to require changes in the QC Plan and operations as necessary, including removal or addition of personnel, to ensure the specified quality of work. The Contracting Officer reserves the right to interview any member of the QC organization at any time to verify the submitted qualifications. All QC organization personnel are subject to acceptance by the Contracting Officer. The Contracting Officer may require

the removal of any individual for non-compliance with quality requirements specified in the Contract.

1.5.3 Notification of Changes

Notify the Contracting Officer, in writing, of any proposed change, including changes in the QC organization personnel, a minimum of seven calendar days prior to a proposed change. Proposed changes shall be subject to the acceptance by the Contracting Officer.

1.6 QC PROGRAM REQUIREMENTS

1.6.1 Personnel Requirements

The requirements for the CQC organization are a Site Safety and Health Officer (SSHO), QC Manager, and enough qualified personnel to ensure safety and Contract compliance. The SSHO reports directly to a senior project (or corporate) official independent from the QC Manager. The SSHO will also serve as a member of the CQC Staff Personnel identified in the technical provisions as requiring specialized skills to assure the required work is being performed properly. The CQC staff always maintains a presence at the site during progress of the work and have complete authority and responsibility to take any action necessary to ensure Contract compliance. The CQC staff will be subject to acceptance by the Contracting Officer. Provide adequate resources as necessary to maintain an effective and fully functional CQC organization. Promptly complete and furnish all letters, material submittals, shop drawing submittals, schedules, and all other project documentation to the CQC organization. The CQC organization is responsible for always maintaining these documents and records at the site, except as otherwise acceptable to the Contracting Officer.

1.6.2 QC Manager

A. Duties

Provide a QC Manager at the work site to implement and manage the QC program. In addition to implementing and managing the QC program, the QC Manager may perform the duties of project superintendent. The QC Manager is required to attend the Coordination and Mutual Understanding Meetings, perform the three phases of control, perform submittal review and approval required in this contract. The QC Manager is responsible for managing and coordinating the three phases of control and documentation performed by others.

B. Qualifications

An individual with experience as a superintendent, inspector, QC Manager, project manager, or construction manager on similar size and type construction contracts which included the major trades that are part of this contract. The individual must be familiar with the requirements of the EM 385-1-1 and have experience in the areas of hazard identification and safety compliance.

1.6.3 Alternate QC Manager Duties and Qualifications

Designate an alternate for the QC Manager to serve in the event of the designated QC Manager's absence. The period of absence may not exceed two weeks at one time, and not more than 30 workdays during a calendar year.

The qualification requirements for the Alternate QC Manager shall be the same as for the QC Manager.

1.7 COORDINATION AND MUTUAL UNDERSTANDING MEETING

During the Pre-Construction conference and prior to the start of construction, discuss the QC program required by this contract. The purpose of this meeting is to develop a mutual understanding of the QC details, including documentation, administration for on-site and off-site work, and the coordination of the Contractor's management, production and the QC personnel. At the meeting, the Contractor will be required to explain how three phases of control will be implemented for each DFOW. Contractor's personnel required to attend shall include the QC Manager, project manager, and superintendent. Minutes of the meeting will be prepared by the QC Manager and signed by both the Contractor and the KO. The Contractor shall provide a copy of the signed minutes to all attendees. Repeat the coordination and mutual understanding meeting when a new QC Manager is appointed.

1.8 THREE PHASES OF CONTROL

The three phases of control shall adequately cover both on-site and off-site work and shall include the following for each DFOW.

1.8.1 Preparatory Phase

Notify the KO at least two (2) workdays in advance of each preparatory phase. Conduct the preparatory phase with the superintendent and the foreman responsible for the definable feature of work. Document the results of the preparatory phase actions in the daily CQC Report and in the QC checklist. Perform the following prior to beginning work on each definable feature of work:

A. Review each paragraph of the applicable specification sections;

B. Review the contract drawings;

C. Verify that appropriate shop drawings and submittals for materials and equipment have been submitted and approved. Verify receipt of approved factory test results, when required;

D. Review the testing plan and ensure that provisions have been made to provide the required QC testing;

E. Examine the work area to ensure that the required preliminary work has been completed;

F. Examine the required materials, equipment and sample work to ensure that they are on hand and conform to the approved shop drawings and submitted data;

G. Review the APP and appropriate Activity Hazard Analysis (AHA) to ensure that applicable safety requirements are met, and that required Safety Data Sheets (SDS) are submitted; and

H. Discuss specific controls used and the construction methods and the approach that will be used to provide quality construction by planning ahead and identifying potential problems for each DFOW.

1.8.2 Initial Phase

Notify the KO at least two (2) workdays in advance of each initial phase. When construction crews are ready to start work on a DFOW, conduct the Initial Phase with the foreman responsible for that DFOW. Observe the initial segment of the work to ensure that it complies with contract requirements. Document the results of the Initial Phase in the daily CQC Report and in the QC checklist. Perform the following for each DFOW:

A. Establish the quality of workmanship required;

B. Resolve conflicts;

C. Ensure that testing is performed by the approved laboratory; and

D. Check work procedures for compliance with the APP and the appropriate AHA to ensure that applicable safety requirements are met.

1.8.3 Follow-Up Phase

Perform the following for on-going work daily, or more frequently as necessary, until the completion of each DFOW and document in the daily CQC Report and in the QC checklist:

A. Ensure the work is in compliance with contract requirements;

B. Maintain the quality of workmanship required;

C. Ensure that testing is performed by the approved laboratory;

D. Ensure that rework items are being corrected; and

E. Assure manufacturers' representatives have performed necessary inspections, if required.

1.8.4 Additional Preparatory and Initial Phases

Additional preparatory and initial phases shall be conducted on the same DFOW if the quality of on-going work is unacceptable, if there are changes in the applicable QC organization, if there are changes in the on-site production supervision or work crew, if work on a DFOW is resumed after substantial period of inactivity, or if other problems develop.

1.8.5 Notification of Three Phases of Control for Off-Site Work

Notify the KO at least two (2) weeks prior to the start of the preparatory and initial phases.

1.9 COMPLETION INSPECTIONS

1.9.1 Punch-Out Inspection

Near the completion of all work or any increment thereof established by a completion time stated in the Contract clause "Commencement, Prosecution, band Completion of Work," or stated elsewhere in the specifications, the QC Manager shall conduct an inspection of the work and develop a punch list of items which do not conform to the approved drawings and specifications. Include in the punch list any remaining items of the

"Rework Items List", which were not corrected prior to the Punch-Out inspection. The punch list shall include the estimated date by which the deficiencies will be corrected. A copy of the punch list shall be provided to the KO. The QC Manager or staff shall make follow-on inspections to ascertain that all deficiencies have been corrected. Once this is accomplished, the Contractor shall notify the Government that the facility is ready for the Government "Pre-Final Inspection".

1.9.2 Pre-Final Inspection

The Government and QC manager will perform this inspection to verify that the facility is complete and ready to be occupied. A Government pre-final punch list may be developed as a result of this inspection. The QC Manager shall ensure that all items on this list are corrected prior to notifying the Government that a "Final" inspection with the customer can be scheduled. Any items noted on the "Pre-Final" inspection shall be corrected in a timely manner and shall be accomplished before the contract completion date for the work or any particular increment thereof if the project is divided into increments by separate completion dates.

1.9.3 Final Acceptance Inspection

The QC Manager, the superintendent, or other Contractor management personnel and the KO will attend this inspection. Additional Government personnel may be in attendance. The final acceptance inspection will be formally scheduled by the KO based upon results of the "Pre-Final Inspection". Notice shall be given to the KO at least 14 days prior to the final inspection. The notice shall state that all specific items previously identified to the Contractor as being unacceptable will be complete by the date scheduled for the final acceptance inspection. Failure of the Contractor to have all contract work acceptably complete for this inspection will be cause for the KO to bill the Contractor for the Government's additional inspection cost in accordance with the contract clause "Inspection of Construction".

1.10 DOCUMENTATION

Maintain current and complete records of on-site and off-site operations and activities. The forms identified under the paragraph "INFORMATION FOR THE CONTRACTING OFFICER (KO)" shall be used. Reports are required for each day work is performed. Account for each calendar day throughout the duration of the contract. Every space on the forms must be filled in. Use N/A if nothing can be reported in one of the spaces. The sign the Contractor Reports. The reporting of work shall be identified by terminology consistent with the construction schedule. In the "remarks" section in this report which will contain pertinent information including directions received, problems encountered during construction, work progress and delays, conflicts or errors in the drawings or specifications, field changes, safety hazards encountered, instructions given, and corrective actions taken, delays encountered and a record of visitors to the work site. For each remark given, identify the Schedule Activity No. that is associated with the remark.

1.10.1 As-Built Documents

The QC Manager is required to review the as-built drawings, required by Section 01 78 00 CLOSEOUT SUBMITTALS are kept current and marked to show

deviations, which have been made from the Contract documents. Ensure each deviation has been identified with the appropriate modifying documentation, e.g., modification number, RFI number, etc. The QC Manager shall initial each deviation or revision. Upon completion of work, the QC Manager shall submit a certificate attesting to the accuracy of the as-built drawings prior to submission to the KO.

1.11 NOTIFICATION ON NON-COMPLIANCE

The KO will notify the Contractor of any detected non-compliance with the foregoing requirements. The Contractor shall take immediate corrective action. If the contractor fails or refuses to correct the non-compliant work, the KO will issue a non-compliance notice. Such notice, when delivered to the Contractor at the work site, shall be deemed sufficient for the purpose of notification. If the Contractor fails or refuses to comply promptly, the KO may issue an order stopping all or part of the work until satisfactory corrective action has been taken. The Contractor shall make no part of the time lost due to such stop orders the subject of claim for extension of time, for excess costs, or damages.

PART 2 PRODUCTS (Not Applicable)

PART 3 EXECUTION (Not Applicable)

--END OF SECTION 01 45 00--

01 57 20 ENVIRONMENTAL PROTECTION (DEVENS RFTA)

PART 1 GENERAL

1.1 REFERENCES (Not Applicable)

1.2 DEFINITIONS

1.2.1 Contractor Generated Hazardous Waste - Contractor generated hazardous waste means materials that, if abandoned or disposed of, may meet the definition of a hazardous waste. These waste streams would typically consist of material brought on site by the Contractor to execute work but are not fully consumed during construction. Examples include, but are not limited to, excess paint thinners (i.e., methyl ethyl ketone, toluene etc.), waste thinners, excess paints, excess solvents, waste solvents, and excess pesticides, and contaminated pesticide equipment rinse water.

1.2.2 Environmental Pollution and Damage - Environmental pollution and damage is the presence of chemical, physical, or biological elements or agents which adversely affect human health or welfare; unfavorably alter ecological balances of importance to human life; affect other species of importance to humankind; or degrade the environment aesthetically, culturally and/or historically.

1.2.3 Environmental Protection - Environmental protection is the prevention/control of pollution and habitat disruption that may occur to the environment during construction. The control of environmental pollution and damage requires consideration of land, water, and air; biological and cultural resources; and includes management of visual aesthetics; noise; solid, chemical, gaseous, and liquid waste; radiant energy and radioactive material as well as other pollutants.

1.2.4 Hazardous Materials - As defined by the Environmental Protection Agency (EPA) or State Hazardous Control Authority. Hazardous material is any material that is regulated as a hazardous material by the EPA or requires a Material Safety Data Sheet (MSDS), or during end use, treatment, handling, packaging, storage, transpiration, or disposal meets or has components that meet or have potential to meet the definition of a hazardous waste. Such material include ammunition, weapons, explosive actuated devices, propellants, pyrotechnics, chemical and biological warfare materials, medical and pharmaceutical supplies, medical waste and infectious materials, bulk fuels, radioactive materials, and other materials such as asbestos, mercury, and polychlorinated biphenyls (PCBs). Nonetheless, the exposure may occur incident to manufacture, storage, use and demilitarization of these items.

1.2.5 Hazardous Waste - Any discarded material, liquid, solid, or gas, which meets the definition of hazardous material or is designated hazardous waste by the Environmental Protection Agency or State Hazardous Control Authority.

1.2.6 Land Application for Discharge Water - The term "Land Application" for discharge water implies that the Contractor must discharge water at a rate which allows the water to percolate into the soil. No sheeting action, soil erosion, discharge into storm sewers, discharge into defined drainage areas, or discharge into the "Waters of the United States" must occur. Land Application must be in compliance with all applicable Federal, State, and local laws and regulations.

1.2.7 Oily Waste - Those materials which are, or were, mixed with used oil and have become separated from that used oil. Oily wastes also means materials, including wastewaters, centrifuge solids, filter residues or sludges, bottom sediments, tank bottoms, and sorbents which have come into contact with and have been contaminated by, used oil and may be appropriately tested and discarded in a manner which is in compliance with Federal, State and local requirements.

1.2.8 Pesticide - Pesticide is defined as any substance or mixture of substances intended for preventing, destroying, repelling, or mitigating any pest, or intended for use as a plant regulator, defoliant or desiccant.

1.2.9 Solid Waste - Garbage, refuse, debris, sludge, or other discharged material, including solid, liquid, semisolid, or contained gaseous materials resulting from domestic, industrial, commercial, mining, or agricultural operations.

1.2.10 Surface Discharge - The term implies that the water is discharged with possible sheeting action and subsequent soil erosion may occur. Waters that are surface discharged may terminate in drainage ditches, storm sewers, c reeks, and/or "Waters of the United States" and would require a permit to discharge water from the governing agency.

1.2.11 Waste Hazardous Material (WHM) - Any waste material which because of its quantity, concentration, or physical, chemical, or infectious characteristics may pose a substantial hazard to human health or the environment and which has been so designated. Used oil not containing any hazardous waste, as defined above, falls under this definition.

1.2.12 Waters of the United States - All waters which are under the jurisdiction of the Clean Water Act, as defined in 33 CFR 328.

1.2.13 Wetlands - Those areas that are inundated or saturated by surface or ground water at a frequency and duration sufficient to support, and that under normal circumstances do support, a prevalence of vegetation typically adapted for life in saturated soil conditions. Wetlands generally include swamps, marshes, and bogs.

1.3 NOTIFICATION

The Contracting Officer will notify the Contractor in writing of any observed noncompliance with Federal, State or local environmental laws or regulations, and permits. After receipt of such notice, the Contractor will inform the Contracting Officer of the proposed corrective action and take such action when approved by the Contracting Officer. The Contracting Officer may issue an order stopping all or part of the work until satisfactory corrective action has been taken. No time extensions will be granted or equitable adjustments allowed for any such suspensions. This is in addition to any other actions the Contracting Officer may take under the contract, or in accordance with the Federal Acquisition Regulation or Federal Law.

PART 2 PRODUCTS (Not Applicable)

PART 3 EXECUTION

3.1 PROTECTION OF NATURAL RESOURCES

3.1.1 Preserve the natural resources within the project boundaries and outside the limits of permanent work. Restore to an equivalent or improved condition upon completion of work. Confine construction activities to within the limits of the work indicated or specified. If the work is near streams, lakes, or other waterways, conform to the national permitting requirements of the Clean Water Act.

3.1.2 Do not disturb fish and wildlife. Do not alter water flows or otherwise significantly disturb the native habitat adjacent to the project and critical to the survival of fish and wildlife, except as indicated or specified.

3.1.3 Except in areas to be cleared, do not remove, cut, deface, injure, or destroy trees or shrubs without the Contracting Officer's permission. Do not fasten or attach ropes, cables, or guys to existing nearby trees for anchorages unless authorized by the Contracting Officer. Where such use of attached ropes, cables, or guys is authorized, the Contractor will be responsible for any resultant damage.

3.1.4 Protect existing trees which are to remain and which may be injured, bruised, defaced, or otherwise damaged by construction operations. Remove displaced rocks from uncleared areas. By approved excavation, remove trees with 30 percent or more of their root systems destroyed. Remove trees and other landscape features scarred or damaged by equipment operations, and replace with equivalent, undamaged trees and landscape features. Obtain Contracting Officer's approval before replacement.

3.1.5 The Contracting Officer's approval is required before any equipment will be permitted to ford live streams. In areas where frequent crossings are required, install temporary culverts or bridges. Obtain Contracting Officer's approval prior to installation. Remove temporary culverts or bridges upon completion of work, and repair the area to its original condition unless otherwise required by the Contracting Officer.

3.2 WORK AREA LIMITS

Mark the areas that need not be disturbed under this Contract prior to commencing construction activities. Mark or fence isolated areas within the general work area which are not to be disturbed. Protect monuments and markers before construction operations commence. Where construction operations are to be conducted during darkness, any markers must be visible in the dark. The Contractor's personnel must be knowledgeable of the purpose for marking and/or protecting particular objects.

3.3 Landscape

Trees, shrubs, vines, grasses, land forms and other landscape features to be preserved as indicated and or defined in the Contract must be clearly identified by marking, fencing, or wrapping with boards, or any other approved techniques. Restore landscape features damaged or destroyed during construction operations outside the limits of the approved work area.

3.4 EROSION and SEDIMENT CONTROLS

3.4.1 If required by the Contract, the Contractor shall responsible for providing erosion and sediment control measures in accordance with Federal, State, and local laws and regulations

3.4.2 The erosion and sediment controls selected and maintained by the Contractor shall be such that water quality standards are not violated as a result of construction activities.

3.4.3 The area of bare soil exposed at any one time by construction operations should be kept to a minimum. Construct or install temporary and permanent erosion and sediment control best management practices (BMPs) as may be indicated in the Contract.

3.4.4 Erosion and sediment controls must be provided for onsite borrow and spoil areas to prevent sediment from entering any nearby waters.

3.4.5 Temporary excavation and embankments for work areas must be controlled to protect adjacent areas.

3.4.6 Remove all temporary measures after the area has been fully stabilized.

3.5 WATER RESOURCES

Monitor all water areas affected by construction activities to prevent pollution of surface and ground waters. Do not apply toxic or hazardous chemicals to soil or vegetation unless otherwise indicated. For construction activities immediately adjacent to impaired surface waters, the Contractor must be capable of quantifying sediment or pollutant loading to that surface water when required by Federal or State issued Clean Water Act permits.

3.6 WETLANDS

Do not enter, disturb, destroy, or allow discharge of contaminants into any wetlands. The protection of wetlands is the Contractor's responsibility. Authorization to enter specific wetlands identified will not relieve the Contractor from any obligation to protect other wetlands within, adjacent to, or in the vicinity of the construction site and associated boundaries.

3.7 AIR RESOURCES

Equipment operation, activities, or processes will be in accordance with all Federal and State air emission and performance laws and standards.

3.8 DUST CONTROL

3.8.1 Keep dust down at all times, including during nonworking periods. Sprinkle or treat, with dust suppressants, the soil at the site, haul roads, and other areas disturbed by operations.

3.8.2 Dry power brooming will not be permitted. Instead, use vacuuming, wet mopping, wet sweeping, or wet power brooming.

3.8.3 Air blowing will be permitted only for cleaning non-particulate debris such as steel reinforcing bars.

3.8.4 Only wet cutting will be permitted for cutting concrete blocks, concrete, and bituminous concrete. Do not unnecessarily shake bags of cement, concrete mortar, or plaster.

3.9 BURNING

Burning is prohibited and will not be allowed on government property.

3.10 SOLID WASTES

3.10.1 Place solid wastes (excluding clearing debris) in containers which are emptied on a regular schedule. Handling, storage, and disposal must be conducted to prevent contamination. Employ segregation measures so that no hazardous or toxic waste will become co-mingled with solid waste.

3.10.2 Transport solid waste off Government property and dispose of it in compliance with Federal, State, and local requirements for solid waste disposal.

3.10.3 Verify that the selected transporters and disposal facilities have the necessary permits and licenses to operate.

3.11 CHEMICALS AND CHEMICAL WASTES

Dispense chemicals ensuring no spillage to the ground or water. Perform and document periodic inspections of dispensing areas to identify leakage and initiate corrective action. This documentation will be periodically reviewed by the Government. Collect chemical waste in corrosion resistant, compatible containers. Collection drums must be monitored and removed to a staging or storage area when contents are within 6 inches of the top. Wastes will be classified, managed, stored, and disposed of in accordance with Federal, State, and local laws and regulations.

3.12 WASTE WATER

3.12.1 Waste water from construction activities, such as onsite material processing, concrete curing, foundation and concrete clean-up, water used in concrete trucks, forms, etc. will not be allowed to enter water ways or to be discharged prior to being treated to remove pollutants. Dispose of the construction related waste water off-Government property in accordance with all Federal, State, Regional and Local laws and regulations.

3.12.2 Water generated from the flushing of lines after disinfection or disinfection, and hydrostatic testing will be land applied in accordance with all Federal, State, and local laws and regulations for land application.

3.13 FUEL AND LUBRICANTS

3.13.1 Storage, fueling and lubrication of equipment and motor vehicles must be conducted in a manner that affords the maximum protection against spill and evaporation. Manage and store fuel, lubricants and oil in accordance with all Federal, State, Regional, and local laws and regulations. Used lubricants and used oil to be discarded must be stored in marked corrosion-resistant containers and recycled or disposed in accordance all Federal, State, and local laws and regulations.

3.13.2 Contractor shall coordinate the disposition of hazardous waste with the Devens RFTA Environmental Coordinator and the Contracting Officer

3.13.3 Storage of fuel on the project site is not allowed. Fuel must be brought to the project site each day that work is performed.

3.14 BIOLOGICAL RESOURCES

3.14.1 Minimize interference with, disturbance to, and damage to fish, wildlife, and plants including their habitat.

3.14.2 The protection of threatened and endangered animal and plant species, including their habitat, is the Contractor's responsibility in accordance with Federal, State, Regional, and local laws and regulations.

3.15 PREVIOUSLY USED EQUIPMENT

3.15.1 Clean all previously used construction equipment prior to bringing it onto the project site. Ensure that the equipment is free from soil residuals, egg deposits from plant pests, noxious weeds, and plant seeds.

3.15.2 Consult with the USDA jurisdictional office for additional cleaning requirements.

3.16 HAZARDOUS WASTE AND HAZARDOUS MATERIALS MINIMIZATION

3.16.1 The Contractor shall minimize the use of hazardous materials and the generation of hazardous waste.

3.16.2 Where applicable, the Contractor shall substitute non-hazardous materials for hazardous materials, unless specifically required elsewhere in this Contract.

3.16.3 In the absence of regulations, users will apply the best available technology or management in the use, handling, and disposal of hazardous wastes and materials.

3.17 HAZARDOUS WASTE AND HAZARDOUS MATERIALS

3.17.1 No hazardous material or hazardous waste shall be disposed of on government property. The government is not responsible for disposal of Contractor's waste material brought on the job site and not required in the performance of this Contract.

3.17.2 No hazardous material shall be brought onto government property that does not directly relate to requirements for the performance of this Contract.

3.17.3 The intent of this provision is to dispose of that waste identified as hazardous material and hazardous waste as defined herein that was generated as part of this Contract and existed within the boundary of the Contract limits and not brought in from offsite by the Contractor.

3.17.4 Incidental materials used to support the Contract including, but not limited to aerosol cans, waste paint, cleaning solvents, contaminated brushes, rags, clothing, etc. are the responsibility of the Contractor.

3.17.5 The Contractor is not authorized to discharge any materials to sanitary sewer, storm drain, or to the river or conduct waste treatment or disposal on government property without written approval of the Contracting Officer.

3.17.6 The Contractor shall submit five (5) copies of Safety Data Sheet (SDS) for all hazardous materials which may be required for use in this Contract.

3.18 CONTRACTOR GENERATED HAZARDOUS WASTES AND HAZARDOUS MATERIALS

3.18.1 Take sufficient measures to prevent spillage of hazardous and toxic materials during dispensing. Segregate hazardous waste from other materials and wastes; protect it from the weather by placing it in a safe covered location, and take precautionary measures such as berming or other appropriate measures against accidental spillage.

3.18.2 Storage, describing, packaging, labeling, marking, and placarding of hazardous waste and hazardous material in accordance Federal, State, and local laws and regulations is the Contractor's responsibility.

3.18.3 Transport Contractor generated hazardous waste off Government property within 60 days in accordance with the Environmental Protection Agency and the Department of Transportation laws and regulations.

3.18.4 Dispose of hazardous waste in compliance with Federal, State and local laws and regulations. Spills of hazardous or toxic materials must be immediately reported to the Contracting Officer and Fort Devens Environmental Coordinator.

3.18.5 Cleanup and cleanup costs due to spills are the Contractor's responsibility.

3.18.6 The disposition of Contractor generated hazardous waste and excess hazardous materials are the Contractor's responsibility.

3.19 MAINTENANCE OF POLLUTION FACILITIES

Maintain permanent and temporary pollution control facilities and devices for the duration of the contract or for that length of time construction activities create the particular pollutant.

3.20 CONSTRUCTION CLEANUP

3.20.1 The Contractor will clean up all areas used for construction in accordance with Contract Clause: "Cleaning Up."

3.20.2 Unless otherwise instructed in writing by the Contracting Officer, obliterate all signs of temporary construction facilities such as haul roads, work area, structures, foundations of temporary structures, stockpiles of excess or waste materials, and other vestiges of construction prior to final acceptance of the work.

3.20.3 The disturbed area must be graded, filled and the entire area seeded unless otherwise indicated.

3.21 RELEASES/SPILLS OF OIL AND HAZARDOUS SUBSTANCES

3.21.1 Exercise due diligence to prevent, contain, and respond to spills of hazardous material, hazardous substances, hazardous waste, sewage, regulated gas, petroleum, lubrication oil, hydraulic hoses and equipment, and

other substances regulated by environmental law at Fort Devens or sites operated by Devens RFTA.

3.21.2 The Contractor shall maintain at all times spill cleanup equipment and materials at the work site.

3.21.3 In the event of a spill, take prompt, effective action to stop, contain, curtail, or otherwise limit the amount, duration, and severity of the spill/release. Any hazardous waste released to the environment (including leaks from hydraulic hoses and equipment) as a result of the contractor's work shall be the sole responsibility of the contractor and shall be cleaned up at no expense to the government. Any release shall be cleaned up and site approved by the Environmental Division Chief, Zygmunt Osiecki, (zygmunt.v.osiecki.civ@army.mil, 978-615-6555).

3.21.4 Any release of oil (Including leaks from hydraulic hoses and equipment), hazardous waste, or hazardous material at Devens RFTA or at sites supported by Devens RFTA, shall be immediately reported to the Devens RFTA Director of Public Works, George Markt, (george.h.markt.civ@army.mil, 978-615-6549) and the Environmental Division Chief Zygmunt Osiecki (zygmunt.v.osiecki.civ@army.mil, 978-615-6555), during normal work hours. This clause does not relieve the contractor of reporting requirements including State and Federal laws (EPA or Massachusetts DEP). Releases outside of normal working hours shall be reported to the Devens RFTA Security at 978-615-3333.

3.21.5 Neither the need to comply with this provision nor any cost or delays caused by failure to comply with applicable environmental laws will be the basis for an extension of time for task or contract completion, an equitable price adjustment, or the relaxing of any contract requirements. The contractor will immediately contact the Environmental Division Chief Zygmunt Osiecki (zygmunt.v.osiecki.civ@army.mil, 978-615-6555) any time an incident occurs.

3.21.6 If the Contractor's response is inadequate, Fort Devens may respond. If this should occur, the Contractor will be required to reimburse the government for spill response assistance and analysis.

3.21.7 The Contractor is responsible for verbal and written notifications to the Massachusetts Department of Environmental Protection (MA DEP) and the Environmental Protection Agency as required by Fort Devens and Federal, State, local regulations. The Contractor shall provide copies of the written notification and documentation that a verbal notification was made within 20 days from the date the spill occurred.

3.21.8 The Contractor shall contain and clean up these spills without cost to the government. If government assistance is requested or required, the Contractor will reimburse the government for such assistance. The Contractor shall reimburse the government for all costs incurred including sample analysis materials, equipment, and clothing generated during any spill cleanup.

3.21.9 The contractor is required by law to contact the Federal, Local Environmental Agency or Occupational, Safety and Health Agencies for any reason related to compliance requirements arising out of performance of this contract. Devens RFTA Safety and Health Officer: David Horn at 978-615-6796.

3.21.10 In the event that any Federal, State, or local agency contacts the Contractor directly for any reason relating to compliance requirements arising out of performance of this Contract, the Contractor shall immediately notify and inform the DPW Environmental Coordinator and the Contracting Officer no later than the close of business on the day the contact was made. If such communication is after normal business hours, notification will be made immediately on the next business day. The Contractor shall provide the name, telephone number of the agency, name of the person making contact and the substance of any verbal or written communication from such agency. Any and all coordination with regulatory agencies to discuss environmental law requirements will first be made through the Director of Public Works.

-- END OF SECTION 01 57 20 --

01 78 00 CLOSEOUT SUBMITTALS

PART 1 GENERAL

1.1 REFERENCES

The publications listed below form a part of this specification to the extent referenced. The publications are referred to within the text by the basic designation only.

ASTM INTERNATIONAL (ASTM)

ASTM E1971	(2005; R 2011) Standard Guide for Stewardship for the Cleaning of Commercial and Institutional Buildings

GREEN SEAL (GS)

GS-37	(2017) Cleaning Products for Industrial and Institutional Use

U.S. ARMY CORPS OF ENGINEERS (USACE)

ERDC/ITL TR-12-1	(2015) A/E/C Graphics Standard, Release 2.0
ERDC/ITL TR-12-6	(2015) A/E/C CAD Standard - Release 6.0

U.S. DEPARTMENT OF DEFENSE (DOD)

UFC 1-300-08	(2009, with Change 2) Criteria for Transfer and Acceptance of DoD Real Property

1.2 DEFINITIONS

1.2.1 As-Built Drawings

As-built drawings are developed and maintained by the Contractor and depict actual conditions, including deviations from the Contract Documents. These deviations and additions may result from coordination required by, but not limited to: contract modifications; official responses to Contractor submitted Requests for Information; direction from the Contracting Officer; designs which are the responsibility of the Contractor, and differing site conditions. Maintain the as-builts throughout construction as red-lined hard copies on site and red-lined PDF files. These files serve as the basis for the creation of the record drawings.

1.2.2 Record Drawings

The record drawings are the final compilation of actual conditions reflected in the as-built drawings.

1.3 SOURCE DRAWING FILES

Request the full set of electronic drawings, in the source format, for Record Drawing preparation, after award and at least 30 days prior to required use.

1.3.1 Terms and Conditions

Data contained on these electronic files must not be used for any purpose other than as a convenience in the preparation of construction drawings and data for the referenced project. Any other use or reuse shall be at the sole risk of the Contractor and without liability or legal exposure to the Government. The Contractor must make no claim and waives to the fullest extent permitted by law, any claim or cause of action of any nature against the Government, its agents or sub consultants that may arise out of or in connection with the use of these electronic files. The Contractor must, to the fullest extent permitted by law, indemnify and hold the Government harmless against all damages, liabilities or costs, including reasonable attorney's fees and defense costs, arising out of or resulting from the use of these electronic files.

These electronic drawing files are not construction documents. Differences may exist between the files and the corresponding construction documents. The Government makes no representation regarding the accuracy or completeness of the electronic files, nor does it make representation to the compatibility of these files with the Contractor hardware or software. In the event that a conflict arises between the signed and sealed construction documents prepared by the Government and the furnished Source drawing files, the signed and sealed construction documents govern. The Contractor is responsible for determining if any conflict exists. Use of these Source Drawing files does not relieve the Contractor of duty to fully comply with the contract documents, including and without limitation, the need to check, confirm and coordinate the work of all contractors for the project. If the Contractor uses, duplicates or modifies these electronic source drawing files for use in producing construction drawings and data related to this contract, remove all previous indicia of ownership (seals, logos, signatures, initials and dates).

1.4 SUBMITTALS

Government approval is required for submittals with a "G" designation; submittals not having a "G" designation are for information only. When used, a designation following the "G" designation identifies the office that will review the submittal for the Government. Submit the following in accordance with Section 01 33 00 SUBMITTAL PROCEDURES:

SD-03 Product Data

Warranty Management Plan Warranty Tags

Spare Parts Data

SD-08 Manufacturer's Instructions Posted Instructions

SD-10 Operation and Maintenance Data

Operation and Maintenance Manuals; G, DPW

SD-11 Closeout Submittals

As-Built Drawings; G, DPW

Record Drawings; G, DPW

As-Built Record of Equipment and Materials Final Approved Shop Drawings

1.5 SPARE PARTS DATA

Submit two (2) copies of the Spare Parts Data list.

a. Indicate manufacturer's name, part number, nomenclature, and stock level required for maintenance and repair. List those items that may be standard to the normal maintenance of the system.

b. Supply items of each part for spare parts inventory. Provision of spare parts does not relieve the Contractor of responsibilities listed under the contract guarantee provisions.

1.6 WARRANTY MANAGEMENT

1.6.1 Warranty Management Plan

Develop a warranty management plan which contains information relevant to FAR 52.246-21 Warranty of Construction. At least 30 days before the planned pre-warranty conference, submit one set of the warranty management plan. Include within the warranty management plan all required actions and documents to assure that the Government receives all warranties to which it is entitled. The plan must be in narrative form and contain sufficient detail to render it suitable for use by future maintenance and repair personnel, whether tradesmen, or of engineering background, not necessarily familiar with this contract. The term "status" as indicated below must include due date and whether item has been submitted or was accomplished.

Warranty information made available during the construction phase must be submitted to the Contracting Officer for approval prior to each monthly pay estimate. Assemble approved information in a binder and turn over to the Government upon acceptance of the work. The construction warranty period will begin on the date of project acceptance and continue for the full product warranty period. Include within the warranty management plan, but not limited to, the following:

A. Roles and responsibilities of all personnel associated with the warranty process, including points of contact and telephone numbers within the organizations of the Contractors, subcontractors, manufacturers or suppliers involved.

B. Furnish with each warranty the name, address, and telephone number of each of the guarantor's representatives nearest to the project location.

C. Listing and status of delivery of all Certificates of Warranty for extended warranty items, to include HVAC balancing, and for all commissioned systems such as alarm systems, audio-visual systems, etc.

D. A list for each warranted equipment, item, feature of construction or system indicating:

1) Name of item.

2) Model and serial numbers.

3) Location where installed.

4) Name and phone numbers of manufacturers or suppliers.

5) Names, addresses and telephone numbers of sources of spare parts.

6) Warranties and terms of warranty. Include one-year overall warranty of construction, including the starting date of warranty of construction. Items which have extended warranties must be indicated with separate warranty expiration dates.

7) Cross-reference to warranty certificates as applicable.

8) Starting point and duration of warranty period.

9) Summary of maintenance procedures required to continue the warranty in force.

10) Cross-reference to specific pertinent Operation and Maintenance manuals.

11) Organization, names and phone numbers of persons to call for warranty service.

12) Typical response time and repair time expected for various warranted equipment.

E. Procedure and status of tagging of all equipment covered by extended warranties.

F. Copies of instructions to be posted near selected pieces of equipment where operation is critical for warranty and/or safety reasons.

1.6.2 Pre-Warranty Conference

Prior to contract completion, and at a time designated by the Contracting Officer, meet with the Contracting Officer to develop a mutual understanding with respect to the requirements of this section. Communication procedures for Contractor notification of construction warranty defects, priorities with respect to the type of defect, reasonable time required for Contractor response, and other details deemed necessary by the Contracting Officer for the execution of the construction warranty will be established/reviewed at this meeting. In connection with these requirements and at the time of the Contractor's quality control completion inspection, furnish the name, telephone number and address of a licensed and bonded company which is authorized to initiate and pursue construction warranty work action on behalf of the Contractor. This point of contact will be located within the local service area of the warranted construction, be continuously available, and be responsive to Government inquiry on warranty work action and status. This requirement does not relieve the Contractor of any of its responsibilities in connection with other portions of this provision.

1.6.3 Contractor's Response to Construction Warranty Service Requirements

Following oral or written notification by the Contracting Officer, respond to construction warranty service requirements in accordance with the "Construction Warranty Service Priority List" and the three categories of priorities listed below. Submit a report on any warranty item that has been repaired during the warranty period. Include within the report the cause of the problem, date reported, corrective action taken, and when the repair was completed. If the Contractor does not perform the construction warranty

within the timeframe specified, the Government will perform the work and back charge the construction warranty payment item established.

A. First Priority Code 1. Perform onsite inspection to evaluate situation, and determine course of action within 4 hours, initiate work within 6 hours and work continuously to completion or relief.

B. Second Priority Code 2. Perform onsite inspection to evaluate situation, and determine course of action within 8 hours, initiate work within 24 hours and work continuously to completion or relief.

C. Third Priority Code 3. All other work to be initiated within 3 workdays and work continuously to completion or relief.

D. The "Construction Warranty Service Priority List" is as Code 3 - All other work not listed above.

PART 2 PRODUCTS (Not Applicable)

PART 3 EXECUTION

3.1 AS-BUILT DRAWINGS

Provide and maintain two black line print copies of the PDF contract drawings for As-Built Drawings.

3.1.1 Markup Guidelines

Make comments and markup the drawings complete without reference to letters, memos, or materials that are not part of the As-Built drawing. Show what was changed, how it was changed, where item(s) were relocated and change related details. These working as-built markup prints must be neat, legible, and accurate as follows:

A. Use base colors of red, green, and blue. Color code for changes as follows:

1) Special (Blue) - Items requiring special information, coordination, or special detailing or detailing notes.

2) Deletions (Red) - Over-strike deleted graphic items (lines), lettering in notes and leaders.

3) Additions (Green) - Added items, lettering in notes and leaders.

B. Provide a legend if colors other than the "base" colors of red, green, and blue are used.

C. Add and denote any additional equipment or material facilities, service lines, incorporated under As-Built Revisions if not already shown in legend.

D. Use frequent written explanations on markup drawings to describe changes. Do not totally rely on graphic means to convey the revision.

E. Use legible lettering and precise and clear digital values when marking prints. Clarify ambiguities concerning the nature and application of change involved.

F. Wherever a revision is made, also make changes to related section views, details, legend, profiles, plans and elevation views, schedules, notes and call out designations, and mark accordingly to avoid conflicting data on all other sheets.

G. For deletions, cross out all features, data and captions that relate to that revision.

H. For changes on small-scale drawings and in restricted areas, provide large-scale inserts, with leaders to the applicable location.

I. Indicate one of the following when attaching a print or sketch to a markup print:

1) Add an entire drawing to contract drawings

2) Change the contract drawing to show

3) Provided for reference only to further detail the initial design.

J. Incorporate all shop and fabrication drawings into the markup drawings.

3.1.2 As-Built Drawings Content

Revise As-Built Drawings in accordance with ERDC/ITL TR-12-1 and ERDC/ITL TR-12-6. Provide 2 (two) sets of paper copies from PDF drawings to show the as-built conditions by red-line process during the execution of the project. Keep these working as-built markup drawings current on a weekly basis and at least one set available on the jobsite at all times. Changes from the contract drawings which are made during construction or additional information which might be uncovered during construction must be accurately and neatly recorded as they occur by means of details and notes. Submit the working as-built markup drawings for approval prior to submission of each monthly pay estimate. For failure to maintain the working and final record drawings as specified herein, the Contracting Officer will withhold 10 (ten) percent of the monthly progress payment until approval of updated drawings. Show on the as-built drawings, but not limited to, the following information:

A. Layout and schematic drawings of AHU’s, ductwork locations, and piping.

B. Changes in details of design or additional information obtained from working drawings specified to be prepared or furnished by the Contractor; including but not limited to shop drawings, fabrication, erection, installation plans and placing details, pipe sizes, insulation material, dimensions of equipment, and foundations.

C. Changes or Revisions which result from the final inspection.

D. Where contract specifications present options, show only the option selected for construction on the working as-built markup drawings.

E. Systems designed or enhanced by the Contractor, such as HVAC controls, audio-visual systems.

F. Changes in location of equipment and architectural features.

G. Modifications (include within change order price the cost to change working as-built markup drawings to reflect modifications).

H. Actual location of sensors, dampers, and control joints, etc., in ducts.

3.2 RECORD DRAWING FILES

If additional drawings are required, prepare them to use the specified electronic file format. Accomplish additions and corrections to the contract drawings using CAD files. Provide all program files and hardware necessary to prepare final PDF record drawings. The Contracting Officer will review final PDF record drawings for accuracy and return them to the Contractor for required corrections, changes, additions, and deletions.

3.3 RECORD DRAWINGS

Prepare final record drawings after the completion of each definable phase of work as listed in the Contractor Quality Control Plan as appropriate for the project. Transfer the changes from the approved working as-built markup drawings to the original electronic drawing files. Modify the as-built drawing files to correctly show the features of the project as-built by bringing the working drawing set into agreement with approved working as-built markup drawings, and adding such additional drawings as may be necessary.

Jointly review the working as-built markup drawings with printouts from working as-built drawing PDF files for accuracy and completeness. Periodic review of working as-built drawing PDF file printouts must cover all sheets revised since the previous review. These PDF drawing files are part of the permanent records of this project. Any drawings damaged or lost must be satisfactorily replaced at no expense to the Government.

3.1.3 Drawing revisions (include within change order price the cost to change working and final record documents to reflect revisions) and compliance with the following procedures.

A. Follow directions in the revision for posting descriptive changes.

B. The revision delta size must be 5/16 inch unless the area where the delta is to be placed is crowded. Use a smaller size delta for crowded areas.

C. Place a revision delta at the location of each deletion.

D. For new details or sections which are added to a drawing, place a revision delta by the detail or section title.

E. For minor changes, place a revision delta by the area changed on the drawing (each location).

F. For major changes to a drawing, place a revision delta by the title of the affected plan, section, or detail at each location.

G. For changes to schedules or drawings, place a revision delta either by the schedule heading or by the change in the schedule.

3.1.4 Final Record Drawing Package

Submit the final record PDF drawings package for the entire project within 20 days of substantial completion of all phases of work. Submit one (1) set of PDF files on optical disc, read-only memory (ROM), two (2) sets of prints and one (1) set of the approved working record drawings. The package must be complete in all details and identical in form and function to the contract drawing files supplied by the Government.

3.4 FINAL APPROVED SHOP DRAWINGS

Submit final approved project shop drawings 30 days after transfer of the completed facility.

3.5 CONSTRUCTION CONTRACT SPECIFICATIONS

Submit final PDF file record construction contract specifications, including revisions thereto, 30 days after transfer of the completed facility.

3.6 AS-BUILT RECORD OF EQUIPMENT AND MATERIALS

Furnish one (1) copy of preliminary record of equipment and materials used on the project 15 days prior to final inspection. This preliminary submittal will be reviewed and returned two (2) days after final inspection with Government comments. Submit two (2) sets of final record of equipment and materials 10 (ten) days after final inspection. Key the designations to the related area depicted on the contract drawings. List the following data:

RECORD OF DESIGNATED EQUIPMENT AND MATERIALS DATA				
Description	Specification Section	Manufacturer and Catalog, Model, and Serial Number	Composition and Size	Where Used

3.7 OPERATION AND MAINTENANCE MANUALS

Provide project operation and maintenance manuals as specified in Section 01 78 23 OPERATION AND MAINTENANCE MANUALS DATA. Provide four (4) electronic copies of the Operation and Maintenance Manual files and one (1) hard copy of the Operation and Maintenance Manuals. Submit to the Contracting Officer for approval within 30 calendars days of the Beneficial Occupancy Date (BOD). Update and resubmit files for final approval at BOD.

-- End of Section 01 78 00 --

01 78 23 OPERATION AND MAINTENANCE DATA

PART 1 GENERAL

1.1 REFERENCES

The publications listed below form a part of this specification to the extent referenced. The publications are referred to within the text by the basic designation only.

ASTM INTERNATIONAL (ASTM)

ASTM E1971	(2005; R 2011) Standard Guide for Stewardship for the Cleaning of Commercial and Institutional Buildings

1.2 SUBMITTALS

Government approval is required for submittals with a "G" designation; submittals not having a "G" designation are for information only. When used, a designation following the "G" designation identifies the office that will review the submittal for the Government. Submit the following in accordance with Section 01 33 00 SUBMITTAL PROCEDURES:

SD-10 Operation and Maintenance Data

O&M Database; G, DPW

Training Plan; G, DPW

Training Outline; G, DPW

Training Content; G, DPW

SD-11 Closeout Submittals

Training Video Recording; G, DPW

Validation of Training Completion; G, DPW

1.3 OPERATION AND MAINTENANCE DATA

Submit Operation and Maintenance (O&M) Data for the provided equipment, product, or system, defining the importance of system interactions, troubleshooting, and long-term preventive operation and maintenance. Compile, prepare, and aggregate O&M data to include clarifying and updating the original sequences of operation to as-built conditions. Organize and present information in sufficient detail to clearly explain O&M requirements at the system, equipment, component, and subassembly level. Include an index preceding each submittal. Submit in accordance with this section and Section 01 33 00 SUBMITTAL PROCEDURES.

1.3.1 Package Quality

Documents must be fully legible. Operation and Maintenance data must be consistent with the manufacturer's standard brochures, schematics, printed instructions, general operating procedures, and safety precautions.

1.3.2 Package Content

Provide data package content in accordance with paragraph SCHEDULE OF OPERATION AND MAINTENANCE DATA PACKAGES. Comply with the data package requirements specified in the individual technical sections, including the content of the packages and addressing each product, component, and system designated for data package submission, except as follows. Use Data Package 3 4 5 for commissioned items without a specified data package requirement in the individual technical sections. Provide a Data Package 3 4 5 instead of Data Package 1 or 2, as specified in the individual technical section, for items that are commissioned.

1.3.3 Changes to Submittals

Provide manufacturer-originated changes or revisions to submitted data if a component of an item is so affected subsequent to acceptance of the O&M Data. Submit changes, additions, or revisions required by the Contracting Officer for final acceptance of submitted data within 30 calendar days of the notification of this change requirement.

1.4 O&M DATABASE

Develop an editable, electronic spreadsheet based on the equipment in the Operation and Maintenance Manuals that contains the information required to start a preventive maintenance program. As a minimum, provide list of system equipment, location installed, warranty expiration date, manufacturer, model, and serial number.

1.5 OPERATION AND MAINTENANCE MANUAL FILE FORMAT

Assemble data packages into electronic Operation and Maintenance Manuals. Assemble each manual into a composite electronically indexed file using the most current version of Adobe Acrobat or similar software capable of producing PDF file format. Provide compact disks (CD) or data digital versatile disk (DVD) as appropriate, so that each one contains operation, maintenance and record files, project record documents, and training videos. Include a complete electronically linked operation and maintenance directory.

1.5.1 Organization

Bookmark Product and Drawing Information documents using the current version of CSI Masterformat numbering system and arrange submittals using the specification sections as a structure. Use CSI Masterformat and UFGS numbers along with descriptive bookmarked titles that explain the content of the information that is being bookmarked.

1.5.2 CD or DVD Label and Disk Holder or Case:

Provide the following information on the disk label and disk holder or case:

A. Building Number

B. Project Title

C. Activity and Location

D. Construction Contract Number

E. Prepared For: (Contracting Agency)

F. Prepared By: (Name, title, phone number and email address)

G. Include the disk content on the disk label

H. Date

I. Virus scanning program used

1.6 TYPES OF INFORMATION REQUIRED IN O&M DATA PACKAGES

The following are a detailed description of the data package items listed in paragraph SCHEDULE OF OPERATION AND MAINTENANCE DATA PACKAGES.

1.6.1 Operating Instructions

Provide specific instructions, procedures, and illustrations for the following phases of operation for the installed model and features of each system:

A. Operator Prestart

Provide procedures required to install, set up, and prepare each system for use.

B. Startup, Shutdown, and Post-Shutdown Procedures

Provide narrative description for Startup, Shutdown and Post-shutdown operating procedures including the control sequence for each procedure.

C. Normal Operations

Provide Control Diagrams with data to explain operation and control of systems and specific equipment. Provide narrative description of Normal Operating Procedures.

D. Emergency Operations

Provide Emergency Procedures for equipment malfunctions to permit a short period of continued operation or to shut down the equipment to prevent further damage to systems and equipment. Provide Emergency Shutdown Instructions for fire, explosion, spills, or other foreseeable contingencies. Provide guidance and procedures for emergency operation of utility systems including required valve positions, valve locations and zones or portions of systems controlled.

E. Operator Service Requirements

Provide instructions for services to be performed by the operator such as lubrication, adjustment, inspection, and recording gauge readings.

F. Environmental Conditions

Provide a list of Environmental Conditions (temperature, humidity, and other relevant data) that are best suited for the operation of each product, component or system. Describe conditions under which the item equipment should not be allowed to run.

1.6.2 Preventive Maintenance

Provide the following information for preventive and scheduled maintenance to minimize repairs for the installed model and features of each system. Include potential environmental and indoor air quality impacts of recommended maintenance procedures and materials.

A. Preventive Maintenance Plan, Schedule, and Procedures

Provide manufacturer's schedule for routine preventive maintenance, inspections, condition monitoring (predictive tests) and adjustments required to ensure proper and economical operation and to minimize repairs. Provide instructions stating when the systems should be retested. Provide manufacturer's projection of preventive maintenance work-hours on a daily, weekly, monthly, and annual basis including craft requirements by type of craft. For periodic calibrations, provide manufacturer's specified frequency and procedures for each separate operation.

1) Define the anticipated time required to perform each of each test (work-hours), test apparatus, number of personnel identified by responsibility, and a testing validation procedure permitting the record operation capability requirements within the schedule. Provide a remarks column for the testing validation procedure referencing operating limits of time, pressure, temperature, volume, voltage, current, acceleration, velocity, alignment, calibration, adjustments, cleaning, or special system notes. Delineate procedures for preventive maintenance, inspection, adjustment, lubrication and cleaning necessary to minimize repairs.

2) Repair requirements must inform operators how to check out, troubleshoot, repair, and replace components of the system. Include electrical and mechanical schematics and diagrams and diagnostic techniques necessary to enable operation and troubleshooting of the system after acceptance.

1.6.3 Repair

Provide manufacturer's recommended procedures and instructions for correcting problems and making repairs.

A. Troubleshooting Guides and Diagnostic Techniques

Provide step-by-step procedures to promptly isolate the cause of typical malfunctions. Describe clearly why the checkout is performed and what conditions are to be sought. Identify tests or inspections and test equipment required to determine whether parts and equipment may be reused or require replacement.

B. Repair Procedures

Provide instructions and a list of tools required to repair or restore the product or equipment to proper condition or operating standards.

C. Removal and Replacement Instructions

Provide step-by-step procedures and a list of required tools and supplies for removal, replacement, disassembly, and assembly of components, assemblies, subassemblies, accessories, and attachments. Provide tolerances, dimensions, settings and adjustments required. Use a combination of text and illustrations.

D. Spare Parts and Supply Lists

Provide lists of spare parts and supplies required for repair to ensure continued service or operation without unreasonable delays. Special consideration is required for facilities at remote locations. List spare parts and supplies that have a long lead-time to obtain.

E. Repair Work-Hours

Provide manufacturer's projection of repair work-hours including requirements by type of craft. Identify, and tabulate separately, repair that requires the equipment manufacturer to complete or to participate.

1.6.4 Real Property Equipment

Provide a list of installed equipment furnished under this contract. Include all information usually listed on manufacturer's name plate. In the "EQUIPMENT-IN-PLACE LIST" include, as applicable, the following for each piece of equipment installed: description of item, location (by room number), model number, serial number, capacity, name and address of manufacturer, name and address of equipment supplier, condition, spare parts list, manufacturer's catalog, and warranty. Submit the final list 30 days after transfer of the completed facility.

Key the designations to the related area depicted on the contract drawings. List the following data:

RECORD OF DESIGNATED EQUIPMENT AND MATERIALS DATA				
Description	Specification Section	Manufacturer and Catalog, Model, and Serial Number	Composition and Size	Where Used

1.6.5 Appendices

Provide information required below and information not specified in the preceding paragraphs but pertinent to the maintenance or operation of the product or equipment. Include the following:

A. Product Submittal Data

Provide a copy of SD-03 Product Data submittals documented with the required approval.

B. Manufacturer's Instructions

Provide a copy of SD-08 Manufacturer's Instructions submittals documented with the required approval.

C. O&M Submittal Data

Provide a copy of SD-10 Operation and Maintenance Data submittals documented with the required approval.

D. Parts Identification

Provide identification and coverage for the parts of each component, assembly, subassembly, and accessory of the end items subject to replacement. Include special hardware requirements, such as requirement to use high-strength bolts and nuts. Identify parts by make, model, serial number, and source of supply to allow reordering without further identification. Provide clear and legible illustrations, drawings, and exploded views to enable easy identification of the items. When illustrations omit the part numbers and description, both the illustrations and separate listing must show the index, reference, or key number that will cross-reference the illustrated part to the listed part. Group the parts shown in the listings by components, assemblies, and subassemblies in accordance with the manufacturer's standard practice. Parts data may cover more than one model or series of equipment, components, assemblies, subassemblies, attachments, or accessories, such as typically shown in a master parts catalog.

E. Warranty Information

List and explain the various warranties and clearly identify the servicing and technical precautions prescribed by the manufacturers or contract documents in order to keep warranties in force. Include warranty information for primary components of the system. Provide copies of warranties required by Section 01 78 00 CLOSEOUT SUBMITTALS.

F. Extended Warranty Information

List all warranties for products, equipment, components, and sub-components whose duration exceeds one year. For each warranty listed, indicate the applicable specification section, duration, start date, end date, and the point of contact for warranty fulfillment. Also, list or reference the specific operation and maintenance procedures that must be performed to keep the warranty valid. Provide copies of warranties required by Section 01 78 00 CLOSEOUT SUBMITTALS.

G. Personnel Training Requirements

Provide information available from the manufacturers that is needed for use in training designated personnel to properly operate and maintain the equipment and systems.

H. Testing Equipment and Special Tool Information

Include information on test equipment required to perform specified tests and on special tools needed for the operation, maintenance, and repair of components. Provide final set points.

I. Testing and Performance Data

Include completed pre-functional checklists, functional performance test forms, and monitoring reports. Include recommended schedule for retesting and blank test forms. Provide final set points.

J. Field Test Reports

Provide a copy of Field Test Reports (SD-06) submittals documented with the required approval.

K. Contractor Information

Provide a list that includes the name, address, and telephone number of the General Contractor and each Subcontractor who installed the product or equipment, or system. For each item, also provide the name address and telephone number of the manufacturer's representative and service organization that can provide replacements most convenient to the project site. Provide the name, address, and telephone number of the product, equipment, and system manufacturers.

1.7 SCHEDULE OF OPERATION AND MAINTENANCE DATA PACKAGES

Provide the O&M data packages specified in individual technical sections. The information required in each type of data package follows:

1.7.1 Safety precautions and hazards.

1.7.2 Normal operations

1.7.3 Environmental conditions

1.7.4 Lubrication data

1.7.5 Preventive maintenance plan, schedule, and procedures

1.7.6 Cleaning recommendations

1.7.7 Maintenance and repair procedures

1.7.8 Removal and replacement instructions

1.7.9 Spare parts and supply list

1.7.10 Parts identification

1.7.11 Warranty information

1.7.12 Contractor information

PART 2 PRODUCTS (Not Applicable)

PART 3 EXECUTION

3.1 TRAINING

Prior to acceptance of the work by the Contracting Officer for Beneficial Occupancy, provide comprehensive training for the systems and equipment specified in the technical specifications. The training must be targeted for the building maintenance personnel, and applicable building occupants. Instructors must be well-versed in the particular systems that they are presenting. Address aspects of the Operation and Maintenance Manual submitted in accordance with Section 01 78 00 CLOSEOUT SUBMITTALS. Training must include classroom or field lectures based on the system operating requirements. The location of classroom training requires approval by the Contracting Officer.

3.1.1 Training Plan

Submit a written training plan to the Contracting Officer for approval at least 60 calendar days prior to the scheduled training. Training plan must be approved by the Quality Control Manager (QC) prior to forwarding to the Contracting Officer. Also, coordinate the training schedule with the Contracting Officer and QC. Include within the plan the following elements:

A. Equipment included in training

B. Intended audience

C. Location of training

D. Dates of training

E. Objectives

F. Outline of the information to be presented and subjects covered including description

G. Start and finish times and duration of training on each subject

H. Methods (e.g. classroom lecture, video, site walk-through, actual operational demonstrations, written handouts)

I. Instructor names and instructor qualifications for each subject

J. List of texts and other materials to be furnished by the Contractor that are required to support training

K. Description of proposed software to be used for video recording of t`raining sessions.

3.1.2 Training Content

The core of this training must be based on manufacturer's recommendations and the operation and maintenance information. The QC is responsible for overseeing and approving the content and adequacy of the training. Spend 95 percent of the instruction time during the presentation on the OPERATION AND MAINTENANCE DATA. Include the following for each system training presentation:

A. Start-up, normal operation, shutdown, unoccupied operation, seasonal changeover, manual operation, controls set-up and programming,

B. Troubleshooting, and alarms.

C. Relevant health and safety issues.

D. Discussion of how the feature or system is environmentally responsive. Advise adjustments and optimizing methods for energy conservation.

E. Design intent.

F. Use of O&M Manual Files.

G. Review of audio-visual drawings and schematics.

H. Interactions with other systems.

I. Special maintenance and replacement sources.

J. Tenant interaction issues.

3.1.3 Training Outline

Provide the Operation and Maintenance Manual Files (Bookmarked PDF) and a written course outline listing the major and minor topics to be discussed by the instructor on each day of the course to each trainee in the course. Provide the course outline 14 calendar days prior to the training.

3.1.4 Training Video Recording

Record classroom training session(s) on video. Provide to the Contracting Officer two copies of the training session(s) in DVD video recording format. Capture within the recording, in video and audio, the instructors' training presentations including question and answer periods with the attendees. The recording camera(s) must be attended by a person during the recording sessions to assure proper size of exhibits and projections during the recording are visible and readable when viewed as training.

3.1.5 Unresolved Questions from Attendees

If, at the end of the training course, there are questions from attendees that remain unresolved, the instructor must send the answers, in writing, to the Contracting Officer for transmittal to the attendees, and the training video must be modified to include the appropriate clarifications.

3.1.6 Validation of Training Completion

Ensure that each attendee at each training session signs a class roster daily to confirm Government participation in the training. At the completion of training, submit a signed validation letter that includes a sample record of training for reporting what systems were included in the training, who provided the training, when and where the training was performed, and copies of the signed class rosters. Provide two copies of the validation to the Contracting Officer, and one copy to the Operation and Maintenance Manual Preparer for inclusion into the Manual's documentation.

3.1.7 Quality Control Coordination

Coordinate this training with the QC in accordance with DPW.

-- End of Section 01 78 23 --

DIVISION 02 - EXISTING CONDITIONS

02 41 00 DEMOLITION

PART 1 GENERAL

1.1 REFERENCES

The publications listed below form a part of this specification to the extent referenced. The publications are referred to within the text by the basic designation only.

AMERICAN ASSOCIATION OF STATE HIGHWAY AND TRANSPORTATION OFFICIALS (AASHTO)

AASHTO M 145	(1991; R 2012) Standard Specification for Classification of Soils and Soil-Aggregate Mixtures for Highway Construction Purposes
AASHTO T 180	(2017) Standard Method of Test for Moisture-Density Relations of Soils Using a 4.54-kg (10-lb) Rammer and a 457-mm (18-in.) Drop

U.S. ARMY CORPS OF ENGINEERS (USACE)

EM 385-1-1	(2014) Safety and Health Requirements Manual

U.S. DEFENSE LOGISTICS AGENCY (DLA)

DLAI 4145.25	(Jun 2000; Reaffirmed Oct 2010) Storage and Handling of Liquefied and Gaseous Compressed Gases and Their Full and Empty Cylinders

http://www.aviation.dla.mil/UserWeb/aviationengineeri

U.S. DEPARTMENT OF DEFENSE (DOD)

DOD 4000.25-1-M	(2006) MILSTRIP - Military Standard Requisitioning and Issue Procedures
MIL-STD-129	(2014; Rev R; Change 1 2018; Change 2 2019) Military Marking for Shipment and Storage

U.S. NATIONAL ARCHIVES AND RECORDS ADMINISTRATION (NARA)

40 CFR 61	National Emission Standards for Hazardous Air Pollutants
40 CFR 82	Protection of Stratospheric Ozone
49 CFR 173.301	Shipment of Compressed Gases in Cylinders and Spherical Pressure Vessels

1.1 PROJECT DESCRIPTION

Perform demolition as required to replace the existing ductwork and AHUs in Building 623 as required by this PWS. The Contractor shall remove, set aside, and protect suspended acoustic ceiling tiles and grid for

reinstallation. Other ceilings and walls required to be removed for performance of work shall be repaired and restored to their as-found condition.

1.1.1 Demolition Plan

Prepare a Demolition Plan and submit proposed salvage, demolition, and removal procedures for approval before work is started. Include in the plan procedures for careful removal and disposition of materials specified to be salvaged, a detailed description of methods and equipment to be used for each operation and of the sequence of operations. Provide procedures for safe conduct of the work in accordance with EM 385-1-1. Plan shall be approved by Contracting Officer prior to work beginning.

1.1.2 General Requirements

Do not begin demolition or deconstruction until authorization is received from the Contracting Officer. Remove rubbish and debris from the project site; do not allow accumulations inside or outside the building. The work includes demolition, salvage of identified items and materials, and removal of resulting rubbish and debris. Remove rubbish and debris from Government property daily, unless otherwise directed. Store materials that cannot be removed daily in areas specified by the Contracting Officer.

In the interest of occupational safety and health, perform the work in accordance with EM 385-1-1, Section 23, Demolition, and other applicable Sections.

1.2 ITEMS TO REMAIN IN PLACE

Take necessary precautions to avoid damage to existing items to remain in place, to be reused, or to remain the property of the Government. Repair or replace damaged items as approved by the Contracting Officer. Coordinate the work of this section with all other work indicated.

1.1.3 Facilities

Protect electrical and mechanical services and utilities. Ensure that no elements determined to be unstable are left unsupported and place and secure bracing, shoring, or lateral supports as may be required as a result of any cutting, removal, or demolition work performed under this contract.

1.3 BURNING

The use of burning at the project site for the disposal of refuse and debris will not be permitted.

1.4 SUBMITTALS

Government approval is required for submittals with a "G" designation; submittals not having a "G" designation are for information only. When used, a designation following the "G" designation identifies the office that will review the submittal for the Government. Submit the following in accordance with Section 01 33 00 SUBMITTAL PROCEDURES:

SD-01 Preconstruction Submittals

Existing Conditions; G, DPW

SD-07 Certificates

Demolition Plan; G, DPW

1.5 QUALITY ASSURANCE

Comply with federal, state, and local hauling and disposal regulations. In addition to the requirements of the "Contract Clauses," conform to the safety requirements contained in ASSE/SAFE A10.6. Comply with the Environmental Protection Agency requirements specified.

1.1.4 Dust and Debris Control

Prevent the spread of dust and debris and avoid the creation of a nuisance or hazard in the surrounding area. Vacuum and dust the work area daily.

1.6 PROTECTION

1.1.5 Protection of Personnel

Before, during and after the demolition work continuously evaluate the condition of the items being demolished and take immediate action to protect all personnel working in and around the project site. No component will be allowed to be left in place without sufficient bracing, shoring, or support to prevent collapse or failure while workmen remove debris or perform other work in the immediate area.

1.7 EXISTING CONDITIONS

Before beginning any demolition work, survey the site and examine the drawings and specifications to determine the extent of the work. Record existing conditions in the presence of the Contracting Officer showing the conditions adjacent to areas of work. Photographs sized 4 inch will be acceptable as a record of existing conditions. Include in the record the location and extent of existing damage and description of conditions that exist prior to before starting work. Submit survey results.

PART 2 - PRODUCTS (Not Applicable)

PART 3 - EXECUTION

3.1 EXISTING FACILITIES

Inspect and evaluate existing components to be reused. Existing components to be removed for reuse shall be carefully disassembled. Removed materials are to be stored for reuse as specified.

3.1.1 Acoustic Ceiling Tile

Remove acoustic ceiling tiles and suspended ceiling grid for disposal prior to reinstallation of new ceiling grid system and tiles.

3.1.2 Patching

Where removals leave holes and damaged surfaces exposed in the finished work, patch and repair these holes and damaged surfaces to match adjacent finished surfaces, using on-site materials when available. Where new work is to be applied to existing surfaces, perform removals and patching in

a manner to produce surfaces suitable for receiving new work. Finished surfaces of patched area shall be flush with the adjacent existing surface and shall match the existing adjacent surface as closely as possible as to texture and finish. Patching shall include, but is not limited to:

a. Concrete and Masonry: Completely fill holes and depressions, caused by previous physical damage or left as a result of removals in existing masonry walls to remain, with an approved masonry patching material, applied in accordance with the manufacturer's printed instructions.

3.2 DISPOSITION OF MATERIAL

3.2.1 Title to Materials

All materials and equipment removed and not reused, shall become the property of the Contractor and shall be removed from Government property. Title to materials resulting from demolition, and materials and equipment to be removed, is vested in the Contractor upon approval by the Contracting Officer of the Contractor's demolition and removal procedures, and authorization by the Contracting Officer to begin demolition. The Government will not be responsible for the condition or loss of, or damage to, such property after contract award. Showing for sale or selling materials and equipment on site is prohibited.

3.3 CLEANUP

Remove debris and rubbish from basement and similar excavations. Remove and transport the debris in a manner that prevents spillage on streets or adjacent areas. Apply local regulations regarding hauling and disposal.

3.4 DISPOSAL OF REMOVED MATERIALS

3.4.1 Regulation of Removed Materials

Dispose of debris, rubbish, scrap, and other non-salvageable materials resulting from removal operations with all applicable federal, state and local regulations as contractually specified in the Waste Management Plan. Storage of removed materials on the project site is prohibited.

3.4.2 Removal from Government Property

Transport waste materials from Government property for legal disposal.

-- End of Section 02 41 00 --

1.1 QUALITY ASSURANCE

1.1.1 Material and Equipment Qualifications

Provide materials and equipment that are standard products of manufacturers regularly engaged in the manufacture of such products, which are of a similar material, design and workmanship. Standard products shall have been in satisfactory commercial or industrial use for two (2) years prior to bid opening. The two-year use shall include applications of equipment and materials under similar circumstances and of similar size. The product shall have been for sale on the commercial market through advertisements, manufacturers' catalogs, or brochures during the two (2) year period.

1.1.2 Alternative Qualifications

Products having less than a two-year field service record will be acceptable if a certified record of satisfactory field operation for not less than 6000 hours, exclusive of the manufacturer's factory or laboratory tests, can be shown.

1.1.3 Service Support

The equipment items shall be supported by service organizations. Submit a certified list of qualified permanent service organizations for support of the equipment which includes their addresses and qualifications. These service organizations shall be reasonably convenient to the equipment installation and able to render satisfactory service to the equipment on a regular and emergency basis during the warranty period of the contract.

1.1.4 Manufacturer's Nameplate

Each item of equipment shall have a nameplate bearing the manufacturer's name, address, model number, and serial number securely affixed in a conspicuous place; the nameplate of the distributing agent will not be acceptable.

1.1.5 Modification of References

In each of the publications referred to herein, consider the advisory provisions to be mandatory, as though the word, "shall" had been substituted for "should" wherever it appears. Interpret references in these publications to the "authority having jurisdiction", or words of similar meaning, to mean the Contracting Officer.

1.1.5.1 Definitions

For the International Code Council (ICC) Codes referenced in the contract documents, advisory provisions shall be considered mandatory, the word "should" shall be interpreted as "shall. "Reference to the "code official" shall be interpreted to mean the "Contracting Officer." For Navy owned property, references to the "owner" shall be interpreted to mean the "Contracting Officer." References to the "permit holder" shall be interpreted to mean the "Contractor."

1.1.5.2 Administrative Interpretations

For ICC Codes referenced in the contract documents, the provisions of Chapter 1, "Administrator," do not apply. These administrative requirements are covered by the applicable Federal Acquisition Regulations (FAR) included in this contract and by the authority granted to the Officer in Charge of Construction to administer the construction of this project. References in the ICC Codes to sections of Chapter 1, shall be applied appropriately by the Contracting Officer as authorized by his administrative cognizance and the FAR.

1.2 INSTRUCTION TO GOVERNMENT PERSONNEL

When specified in other sections, furnish the services of competent instructors to give full instruction to the designated Government personnel in the adjustment, operation, and maintenance, including pertinent safety requirements, of the specified equipment or system. Instructors shall be thoroughly familiar with all parts of the installation and shall be trained in operating theory as well as practical operation and maintenance work.

Instruction shall be given during the first regular work week after the equipment or system has been accepted and turned over to the Government for regular operation. The number of man-days (8 hours per day) of instruction furnished shall be as specified in the individual section. When more than 4 man-days of instruction are specified, use approximately half of the time for classroom instruction. Use other time for instruction with the equipment or system.

When significant changes or modifications in the equipment or system are made under the terms of the contract, provide additional instruction to acquaint the operating personnel with the changes or modifications.

1.3 ACCESSIBILITY

Install all work so that parts requiring periodic inspection, operation, maintenance, and repair are readily accessible. Install concealed valves, expansion joints, controls, dampers, and equipment requiring access, in locations freely accessible through access doors.

PART 2 PRODUCTS (Not Applicable)

- - End of Section 23 03 00.00 20 --

-- End of Section 23 07 00 --

Attachment 1 – MAIN CANTONMENT AREA

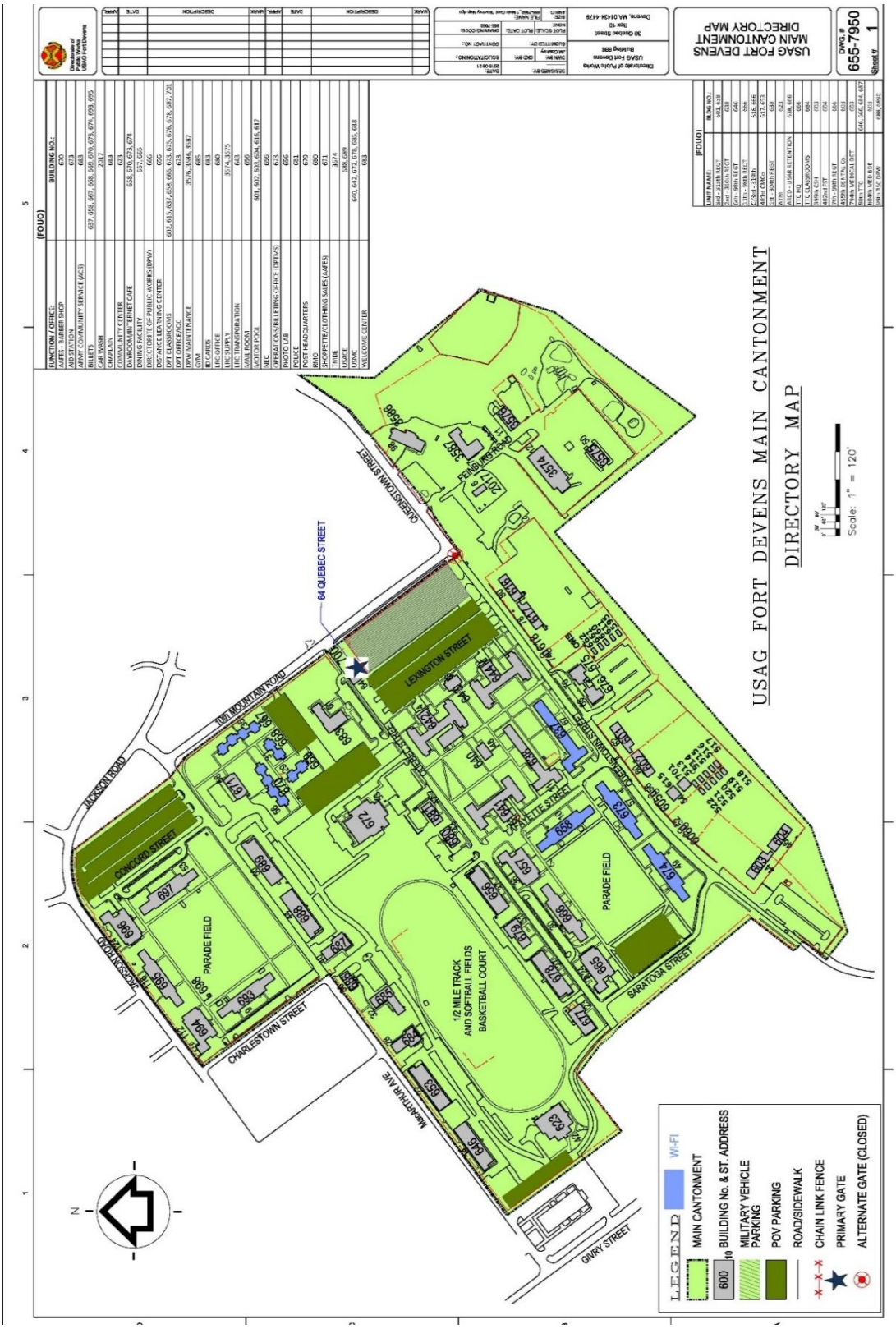

Attachment 2 – VISITOR ACCESS REQEUST FORM

REQUEST FOR FORT DEVENS ACCESS CONTROL VISITORS PASS

PRIVACY ACT ADVISEMENT: The information requested is for the purpose of granting access to the Fort Devens Installation. The SSN, required for record accuracy, is requested pursuant to EO 9397. All information that contains PII is protected as required.

1. APPLICANT INFORMATION:

Last Name: _____ First Name: _____ Middle Name: _____

SSN: _____ Driver's License #: _____ DL State: _____

Are you a Registered Sex Offender? Yes No **Any felony convictions?** Yes No **Are you a U.S. Citizen?** Yes No

Place of Birth (City/State or Country): _____ Date of Birth (MM/DD/YY): _____ Gender: M___ F

2. REASON FOR VISIT: _____ Non-DoD Contractor/Vendor _____ Foreign National _____ Training / Appointment

_____ Family Care Provider _____ Drill / Muster _____ Other _____

Have you received a Visitor Pass from Fort Devens within the past year? Yes ____ No____

How many days are you requesting? (01-30 days): _____

3. BUILDING NUMBER VISITING: _____ POC NAME: _____ POC PHONE #: _____

4. APPLICANT CERTIFICATION:

1. I understand that I must give Fort Devens Police consent to an initial and periodic background screenings prior to and after the issuance of an installation access pass. Failure to do so will result in the termination of the application process. I further understand that these background screenings will determine my eligibility for access and continued access during the term of my requested visit.
2. I understand that my access may be revoked at anytime without reason or notice.
3. I understand that I must properly care for my pass to prevent damage, or unnecessary wear, loss or theft.
4. I understand that I must immediately report any lost, damage or stolen pass to the Fort Devens Police.
5. All the information provided above is true and accurate and I have read all my responsibilities as an applicant for access to Fort Devens and its surrounding facilities.

_____ _____ _____

(Applicant's Printed Name) **(Signature)** **(Date)**

SECTION BELOW IS FOR USE BY THE INSTALLATION ACCESS CONTROL OFFICE ONLY

5. ISSUING OFFICIAL: APPROVED / ACCESS DENIED

Vetting results: Renewal ____ NCIC Hit(s) ____ NIR ____

NCIC Hit(s) Charges: _____

Pass #: _____

Expiration Date: _____

Escort Required: Yes____ No____

FBI: _____

SID: _____

SID: _____

Category Letter for Access Denial: _____

Access Denial Charge(s): _____

_____

_____ _____ _____

(Issuing Official's Printed Name) **(Signature)** **(Date)**

Attachment 3 - Building 623 Truck Route

Attachment 4 - Building 623 Laydown, and Parking Areas

Building 623 Current Floor Plan

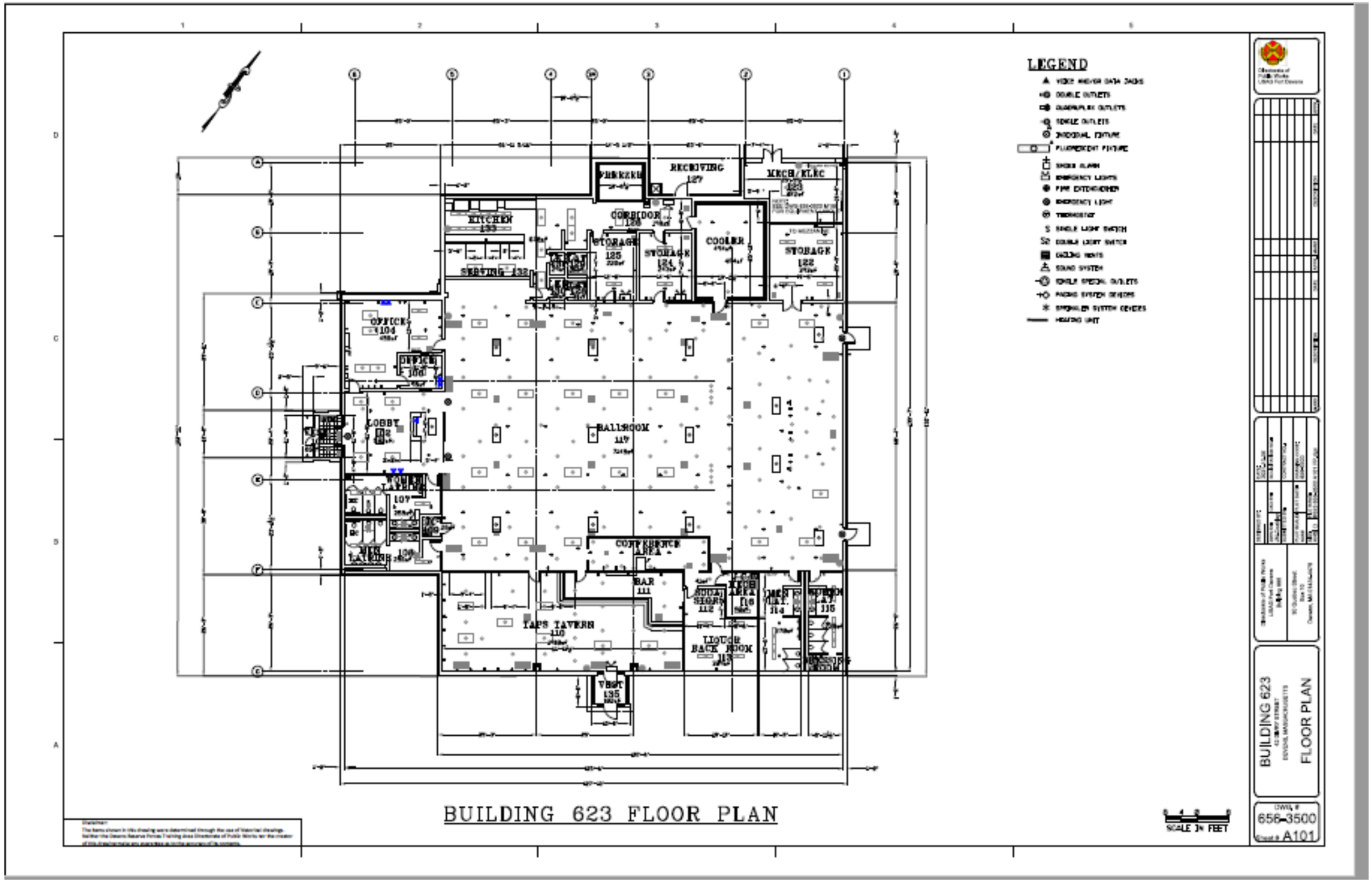

Building 623 Original Floor Plan

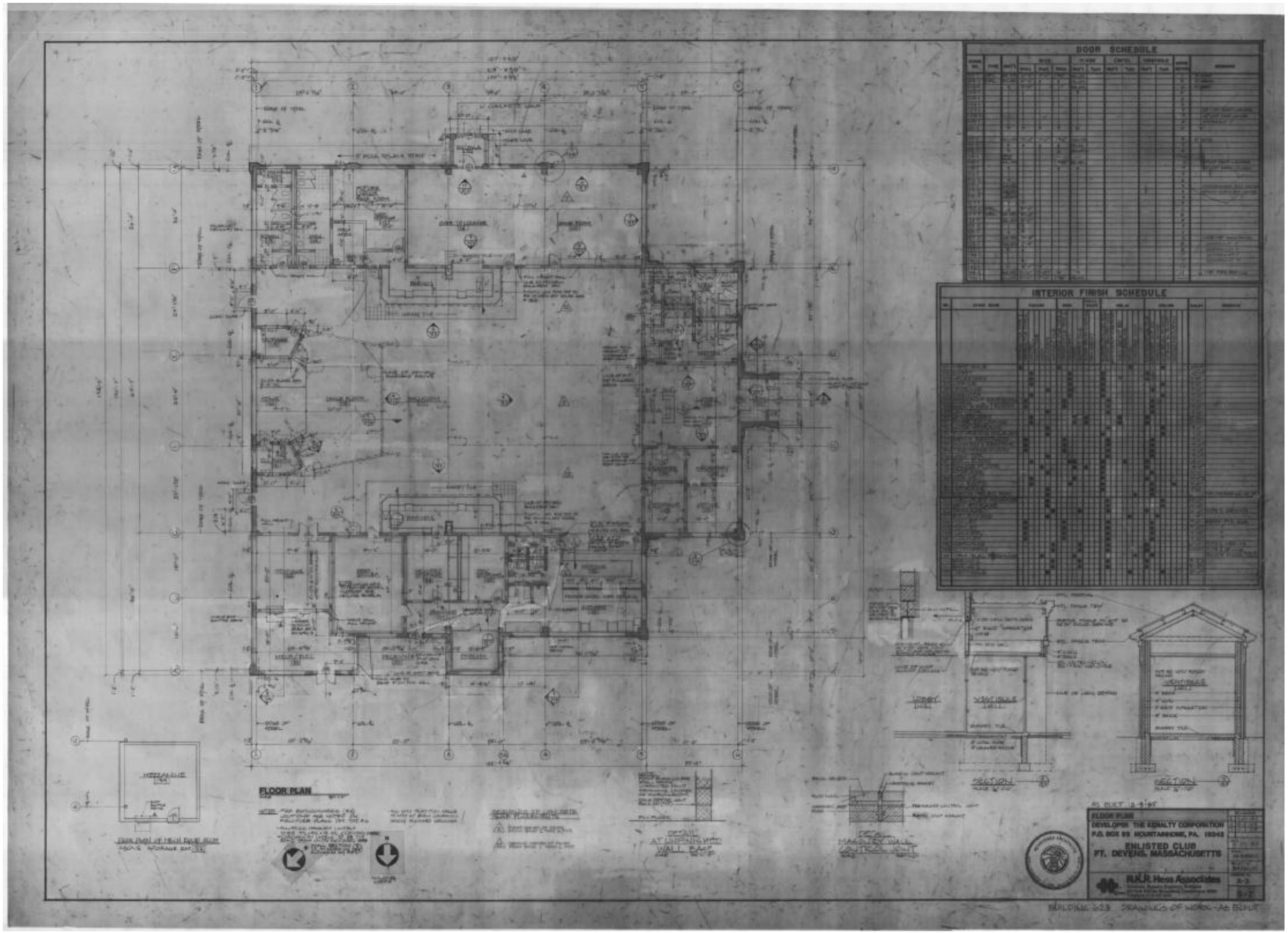

Building 623 Section

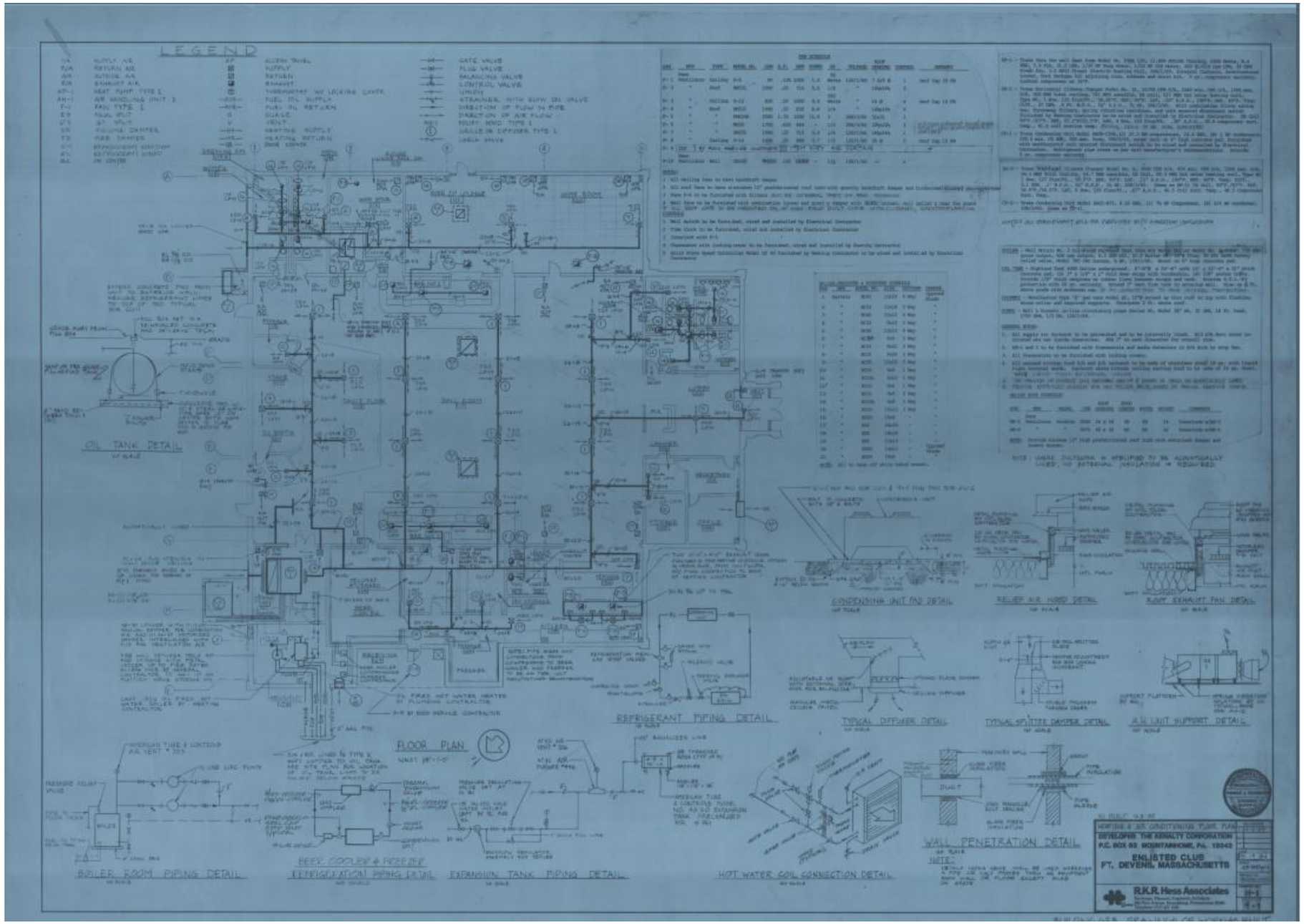

B623 Approximate SqFt

Room Number	Description	Square Footage (sq ft)
100	Vestibule	86
104	Office	458
102	Lobby	*514*
106	Office	95
107	Women Latrine	*253*
108	Men Larine	*236*
109	Janitor Closet	*26*
110&111	Taps Tavern	1,524
112&113	Liquor Room and Storage	339
114	Men Latrine	270
115	Women Latrine	*228*
116	Storage	*90*
117	Ballroom	7,143
122	Storage	393
123	Mech Elec	*372*

B623 Approximate SqFt

124/125	Storage	*439*
126	Corridor	194
127	Receiving	Not Listed
128	Latrine	31
129	Latrine	31
130	Storage	29
131	Storage	29
132&133	Serving+Kitchen	*678*
Cooler	Cooler	428
135	Vestibule	102