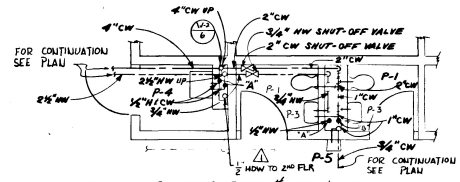

TOILET RMS #116 & 117
DOMESTIC WATER PIPING
SCALE: 1/4" = 1'-0"

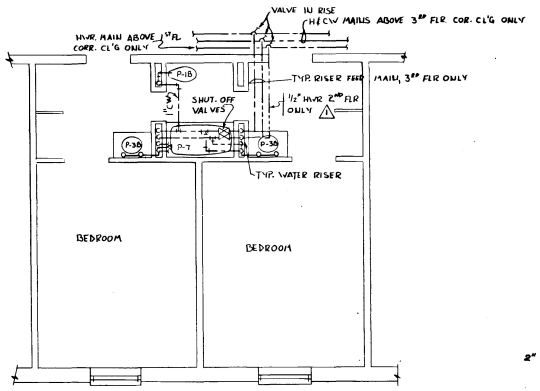

TYPICAL TOILET RM.
DOMESTIC WATER PIPING
SCALE: 1/4" = 1'-0"

NOTE:
1. SEE DOMESTIC WATER RISER DIAGRAM ON SHT. P-8 FOR PIPE SIZES: AND LOCATION OF WATER HAMMER ARRESTORS.

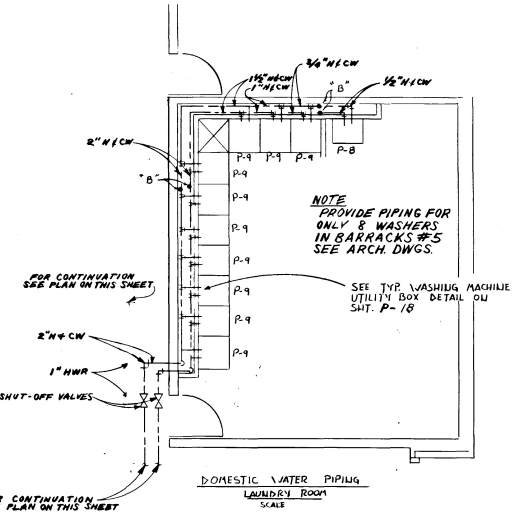

DOMESTIC WATER PIPING
LAUNDRY ROOM
SCALE

NOTE:
FOR NORTH ARROW SEE SITE DRAWINGS.

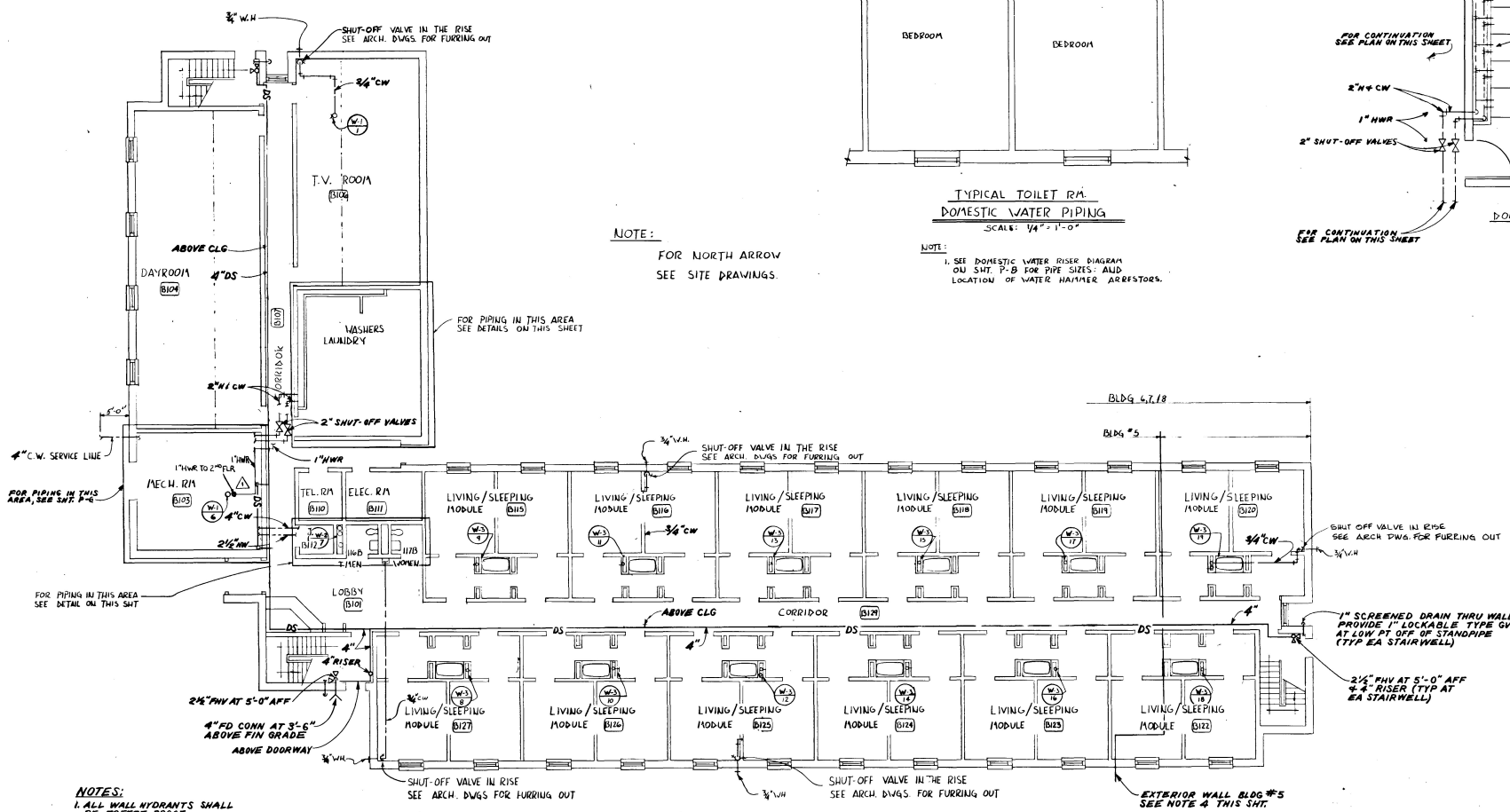

NOTES:
1. ALL WALL HYDRANTS SHALL BE FREEZE PROOF.
2. PROVIDE ACCESS PANEL FOR ALL WATER HAMMER ARRESTERS.
3. INSTALLATION OF DRY STANDPIPE SYSTEM SHALL BE COORDINATED WITH ALL MECHANICAL AND ELECTRICAL TRADES.
4. LAYOUT OF DRY STANDPIPE SYSTEM FOR BLDG #5 SHALL BE THE SAME AS SHOWN FOR BLDGS #6, 7 & 8.
5. DRY STANDPIPE FOR FIRE PROTECTION SHOWN AS —DS—

FIRST FLOOR PLAN
DOMESTIC WATER PIPING & DRY STANDPIPE
SCALE 1/8" = 1'-0"

SCALE: 1/8 IN. = 1 FT.
4 0 4 8 12 16 20

SCALE: 1/4 IN. = 1 FT.
4 3 2 1 0 4 8

REV	DATE	DESCRIPTION	BY
1	MAY 90	REVISED AS BUILT	

US Army Corps of Engineers

U.S. ARMY ENGINEER DISTRICT, BALTIMORE
CORPS OF ENGINEERS
BALTIMORE, MARYLAND

ABERDEEN PROVING GROUND MARYLAND

ENLISTED BARRACKS PHASE IV
BARRACKS BLDG.
FIRST FLOOR, DOMESTIC WATER PIPING & DRY STANDPIPE

DRAWING NUMBER F-721-90-12 PLATE 152

SCALE: AS SHOWN DATE: 5 FEB. 1987 SHEET P-5

41857