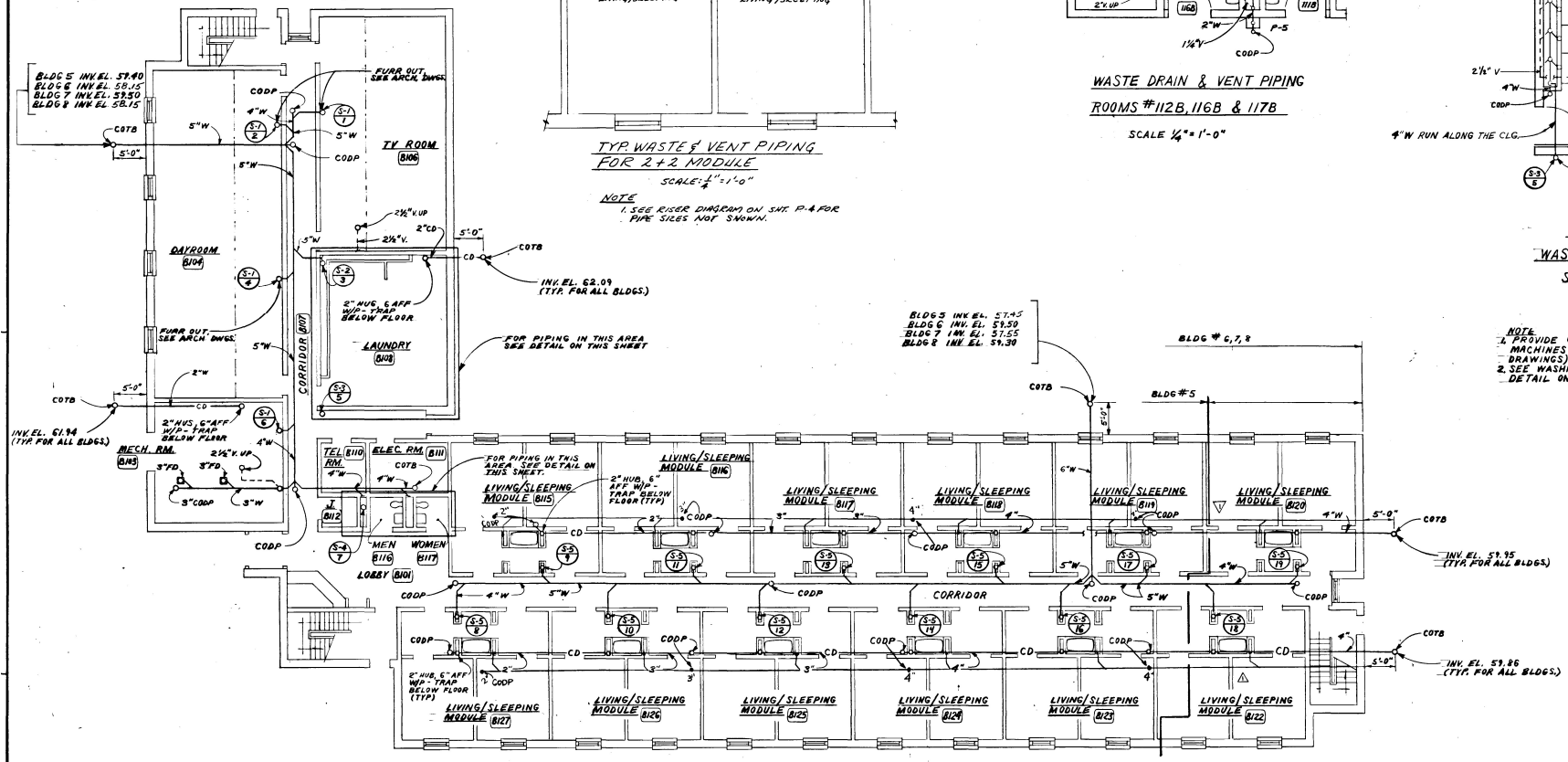

DRAIN, WASTE + VENT PIPING
FIRST FLOOR PLAN
SCALE: 1/8" = 1'-0"

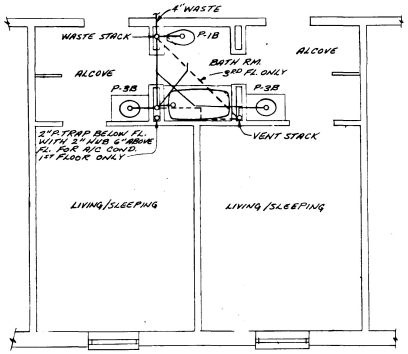

TYP. WASTE & VENT PIPING
FOR 2+2 MODULE
SCALE: 1/4" = 1'-0"

NOTE
1. SEE RISER DIAGRAM ON SHT. P-4 FOR PIPE SIZES NOT SHOWN.

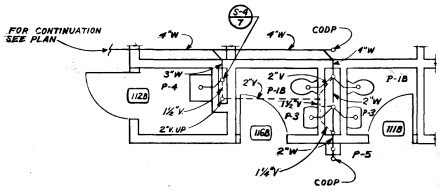

WASTE DRAIN & VENT PIPING
ROOMS #112B, 116B & 117B
SCALE 1/4" = 1'-0"

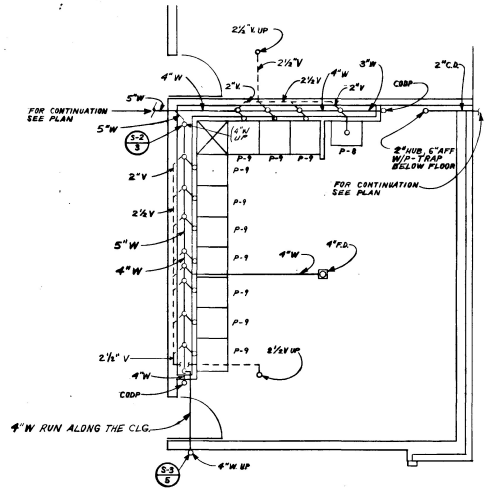

LAUNDRY ROOM
WASTE & VENT PIPING
SCALE 1/4" = 1'-0"

NOTE
1. PROVIDE ONLY EIGHT CLOTHES WASHING MACHINES FOR BUILDING #5 (SEE ARCHITECTURAL DRAWINGS)
2. SEE WASHING MACHINE UTILITY BOX DETAIL ON SHEET P-1B

SCALE: 1/4 IN. = 1 FT.

SCALE: 1/8 IN. = 1 FT.

REV	DATE	DESCRIPTION	BY
1	MAY 90	REVISED AS BUILT	

US Army Corps of Engineers

U.S. ARMY ENGINEER DISTRICT, BALTIMORE
CORPS OF ENGINEERS
BALTIMORE, MARYLAND

ABERDEEN PROVING GROUND MARYLAND

ENLISTED BARRACKS PHASE IV
BARRACKS BLDG

FIRST FLOOR
DRAIN WASTE & VENT PIPING

DRAWING NUMBER: F-721-90-12
PLATE: 148

SCALE: AS SHOWN
DATE: 5 FEB 1987
SHEET P-1

41853