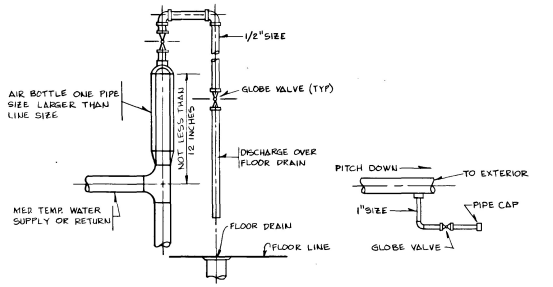

TYPICAL VENT

TYPICAL DRAIN @ ENTRANCE

MEDIUM TEMPERATURE WATER DETAILS

NOT TO SCALE

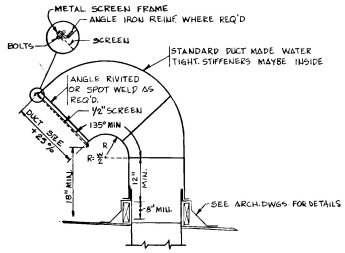

DUCT GOOSENECK DETAIL

NOT TO SCALE

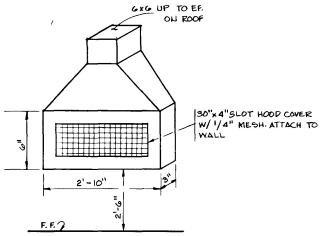

ARMORERS BENCH HOOD DETAIL

NOT TO SCALE

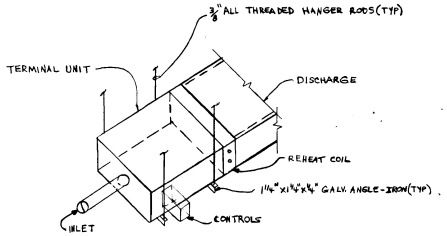

TERMINAL UNIT DETAIL

NTS

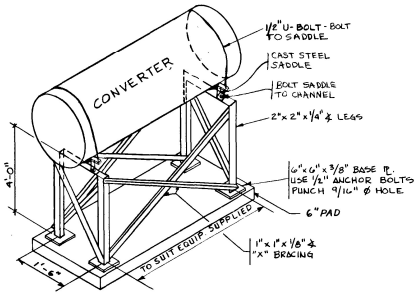

CONVERTER SUPPORT DETAIL

NOT TO SCALE

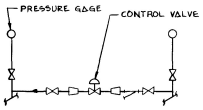

DIFFERENTIAL PRESSURE BY-PASS DETAIL

NOT TO SCALE

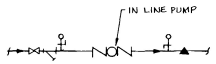

IN-LINE PUMP PIPING DETAIL

NOT TO SCALE

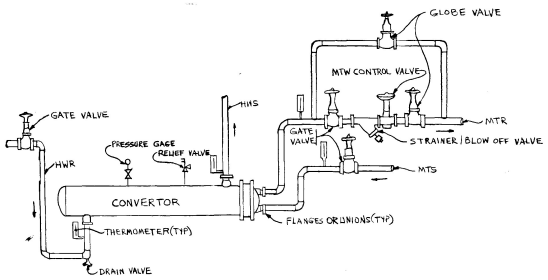

MEDIUM TEMPERATURE WATER CONVERTOR DETAIL

NTS

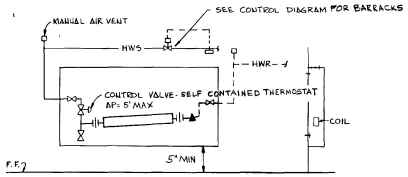

FIN TUBE RADIATION PIPING

NOT TO SCALE

NOTES:

1. PROVIDE ACCESS TO ALL VALVES
2. PIPING SIMILAR FOR CABINET UNIT HEATER, BUT W/O CONTROL VALVE.
3. PROVIDE ECCENTRIC REDUCERS WHERE PIPE SIZES CHANGE.

REV	DATE	DESCRIPTION	BY
	MAY 90	AS BUILT	

US Army Corps of Engineers

U.S. ARMY ENGINEER DISTRICT, BALTIMORE
CORPS OF ENGINEERS
BALTIMORE, MARYLAND

ABERDEEN PROVING GROUND MARYLAND

ENLISTED BARRACKS PHASE IV

DETAILS

DRAWING NUMBER F-721-90-12 PLATE 132

SCALE: AS SHOWN DATE: 5 FEB. 1987 SHEET M-16

41837