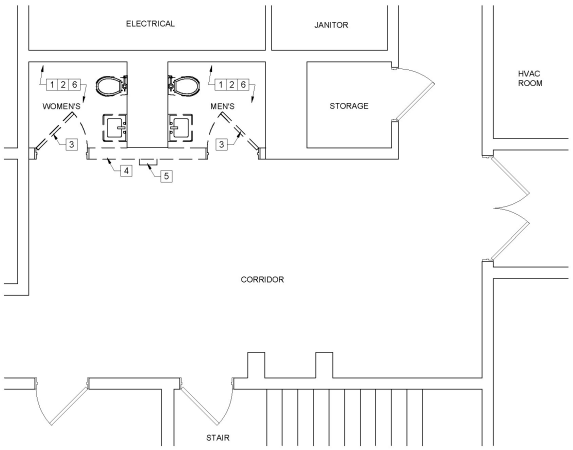

1 / A1 TOILET ROOM DEMOLITION PLAN
1/4" = 1'-0"

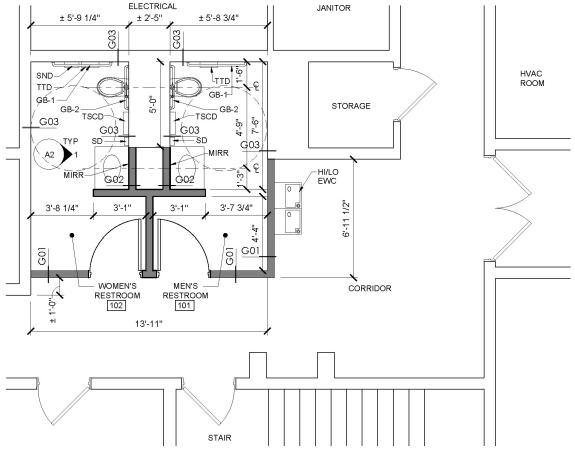

2 / A1 TOILET ROOM NEW WORK PLAN
1/4" = 1'-0"

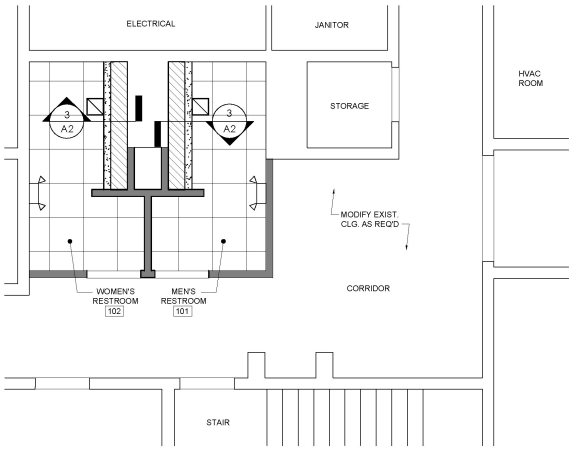

3 / A1 TOILET ROOM CEILING PLAN
1/4" = 1'-0"

LEGEND

- EXISTING WALL
- WALL TO BE DEMOLISHED
- NEW WALL
- EXISTING DOOR
- DOOR TO BE DEMOLISHED
- NEW DOOR
- EMERGENCY LIGHT FIXTURE
- LIGHT FIXTURE - SEE ELECTRICAL DRAWINGS
- 2 X 2 ACOUSTICAL CEILING TILE
- GWB CEILING
- EXHAUST

DEMO NOTES

1. ALL CONSTRUCTION SHOWN DASHED IS TO BE REMOVED.
2. COORDINATE EXTENT OF DEMOLITION WITH NEW WORK DRAWINGS.
3. FIELD VERIFY ALL EXISTING CONSTRUCTION RELATED CONDITIONS PRIOR TO STARTING DEMOLITION OR NEW CONSTRUCTION. BRING ALL DISCREPANCIES TO THE ATTENTION OF THE ARCHITECT OR OWNER REPRESENTATIVE.
4. COORDINATE WITH THE OWNER, ALL DEMOLITION AND CONSTRUCTION ACTIVITIES, TO MINIMIZE DISRUPTION OF THE NORMAL DAILY FUNCTIONING OF THE OWNER'S OCCUPIED AREAS.
5. WALLS TO BE REMOVED SHALL BE FROM FLOOR TO STRUCTURE ABOVE AND TO INCLUDE ALL MECHANICAL, ELECTRICAL, EQUIPMENT, ETC. PREPARE ALL DISTURBED AREAS FOR NEW CONSTRUCTION.
6. WHEN THE EXISTING DOOR IS INDICATED FOR REMOVAL, DOOR FRAME SHALL ALSO BE REMOVED UNLESS NOTED OTHERWISE.
7. THE ITEMS IDENTIFIED TO BE REMOVED REPRESENT THE MAJOR ITEMS ONLY, INCIDENTAL ITEMS ASSOCIATED WITH MAJOR ITEMS SHALL BE INCLUDED.

DEMOLITION KEY NOTES:

1. REMOVE EXISTING PLUMBING FIXTURES - COMPLETE
2. REMOVE EXISTING, TOILET ACCESSORIES, PAPER TOWEL DISPENSERS, ETC. - COMPLETE.
3. REMOVE EXISTING DOOR AND FRAME - COMPLETE
4. REMOVE EXISTING WALL - COMPLETE
5. REMOVE EXISTING WATER COOLER - SEE MECH DWGS.
6. REMOVE EXISTING CEILING, LIGHTS, ETC.

GENERAL CONSTRUCTION NOTES:

1. FIELD VERIFY ALL EXISTING CONSTRUCTION RELATED CONDITIONS PRIOR TO STARTING NEW CONSTRUCTION. BRING ALL DISCREPANCIES TO THE ATTENTION OF THE ARCHITECT OR OWNER REPRESENTATIVE.
2. THE CONTRACTOR SHALL MAINTAIN (FOR THE ENTIRE LENGTH OF HIS CONTRACT) EXITS, EXIT LIGHTING, FIRE PROTECTIVE DEVICES AND ALARMS TO CONFORM TO LOCAL BUILDING CODE REQUIREMENTS.
3. THE CONTRACTOR SHALL BE RESPONSIBLE FOR ADEQUATELY BRACING AND PROTECTING WORK DURING CONSTRUCTION AGAINST DAMAGE, BREAKAGE, COLLAPSE, DISTORTION, AND/OR MISALIGNMENT IN ACCORDANCE WITH APPLICABLE CODE STANDARDS AND GOOD PRACTICE.
4. THE GENERAL CONTRACTOR SHALL BE SOLELY AND EXCLUSIVELY RESPONSIBLE FOR THE ADEQUACY OF ALL SHORING AND BRACING. THE CONTRACTOR SHALL PROVIDE TEMPORARY ERECTION SHORING AND BRACING OF ALL STRUCTURAL WORK AS REQUIRED FOR THE STABILITY OF THE STRUCTURE DURING ALL PHASES OF CONSTRUCTION. THE CONTRACTOR SHALL IMMEDIATELY INFORM THE ENGINEER OF ANY CONDITION WHICH, IN HIS OPINION, MIGHT ENDANGER THE STABILITY OF THE STRUCTURE OR CAUSE DISTRESS IN THE STRUCTURE.

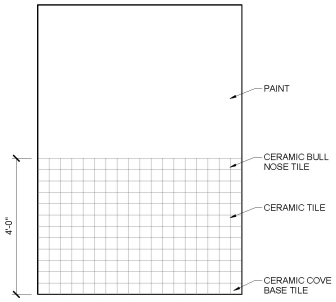

4 / A1 TYP. ELEVATION
1/2" = 1'-0"

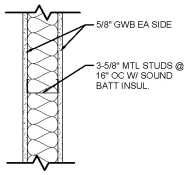

G01

NOTE:
PROVIDE 1/2" MMR GWB AT WET WALLS

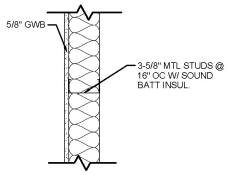

G02

NOTE:
PROVIDE 1/2" MMR GWB AT WET WALLS

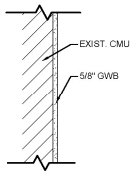

G03

FWA JOB NUMBER
2191153.00

WARNING: Distribution authori
Govt. agencies & their U.S. contr
Reason: Administrative/Operatio
2 December 1996. Other reques
this document shall be referred t
Cdr, USAG, ATTN: AMSS
APG, MD 21005-5001.
DESTRUCTION NOTICE:
Destroy by any method that will p
disclosure of contents or reconst
of the document.

NO.	DATE	REVISION DESCRIPTION		

BERING STRAITS Technical Services
A Bering Straits Company

FWA
ARCHITECTS
ENGINEERS
PLANNERS
SURVEYORS
410-938-7900
www.frederickward.com
FREDERICK WARD ASSOCIATES
P.O. Box 727, 5 South Main Street Bel Air Maryland 21014

ORIGINAL SIZE
0 1" 2" 3" 4"
1/8 3/8 1/2 1/10

DIO

DIRECTORATE OF INSTALLATION OPERATIONS
ENGINEERING & CONSTRUCTION DIVISION
ABERDEEN PROVING GROUND, MARYLAND

DESIGNED FWA
DRAWN CG
CHECKED MAS
DATE 06/17/20
SPEC. NO.
BLDG. NO. 4504
SCALE AS NOTED

TOILET ROOM RENOVATIONS
FOR
APG BUILDING 4504
ABERDEEN PROVING GROUND, ABERDEEN MARYLAND

FLOOR PLANS

A1
DRAWING
SHEET
2 OF

AS-
MF#