GENERAL GRANT NATIONAL MEMORIAL
NEW YORK, NEW YORK

247283 REPLACE EPDM ROOF



SITE LOCATION PLAN

DRAWING INDEX:

SHEET	Sheet Number	Sheet Title
1.	T1.0	COVER
2.	C1.0	SITE PLAN
3.	C1.1	TREE PROTECTION DETAILS
4.	G1	BUILDING ELEVATIONS – EXISTING CONDITIONS
5.	G2	BUILDING ELEVATIONS – EXISTING CONDITIONS
6.	G3	BUILDING SECTION – EXISTING CONDITIONS
7.	A1.0	GROUND FLOOR PLAN
8.	A1.1	ROOF PLANS
9.	A1.2	ROOF PLANS
10.	A1.3	ROOF PLANS
11.	A2.1	DETAIL ELEVATIONS
12.	A2.2	DETAIL ELEVATIONS
13.	A3.0	MEMBRANE ROOF DETAILS
14.	A3.1	MEMBRANE ROOF DETAILS

GENERAL NOTES:

1. THIS PROPERTY HAS BEEN DETERMINED TO POSSESS HISTORIC (E.G., ARCHITECTURAL, ENGINEERING, ARTISTIC) SIGNIFICANCE AND IS LISTED IN THE NATIONAL REGISTER OF HISTORIC PLACES. THE CONTRACTOR SHALL RECOGNIZE THAT ALL ASPECTS OF THE PROPERTY MAY POTENTIALLY CONTRIBUTE TO THIS SIGNIFICANCE AND THE CONTRACTOR SHALL NOT JUDGE THE RELATIVE SIGNIFICANCE OF ANY FEATURES NOR THE IMPACT OF ANY OR ALL PROPOSED WORK; THIS RESPONSIBILITY SHALL REST SOLELY WITH THE CONTRACTING OFFICER. CONSEQUENTLY, NO DEVIATIONS FROM THE CONTRACT DOCUMENTS SHALL BE PERFORMED AND NO FEATURES OR MATERIALS SHALL BE ALTERED, REMOVED, REUSED, OR TAKEN FROM THE PREMISES, WITHOUT THE WRITTEN APPROVAL OF THE CONTRACTING OFFICER AS BEING CONSISTENT WITH THE REQUIREMENTS OF THE CONTRACT DOCUMENTS. ALL WORK SHALL BE CONSISTENT WITH THE SECRETARY OF THE INTERIOR'S STANDARDS FOR THE TREATMENT OF HISTORIC PROPERTIES.
2. THE CONTRACTOR IS RESPONSIBLE FOR VERIFYING EXISTING CONDITIONS AND DIMENSIONS IN THE FIELD PRIOR TO COMMENCING WORK. DISCREPANCIES ARE TO BE RESOLVED WITH THE CONTRACTING OFFICER.
3. THE CONTRACTOR SHALL NOT SCALE DRAWINGS TO DETERMINE ANY DIMENSIONS.
4. ALL DIMENSIONS SHOWN ARE MEASURED TO FINISHED SURFACES, UNLESS NOTED OTHERWISE.

OPTIONS:

1. OPTION A: DOME CHAMBER; PREPARE AND PAINT STRUCTURAL STEEL MEMBERS.
2. OPTION B: PORCH STONE ROOF; CLEAN AND REPOINT

ABBREVIATIONS:

CONC. = CONCRETE
C.O.R. = CONTRACTING OFFICER REPRESENTATIVE
EX. = EXISTING
EXIST. = EXISTING
MAS. = MASONRY
M.H. = MANHOLE
N.S. = NON SHRINK
O.C. = ON CENTER
OPT. = OPTION (SEE ABOVE)
STD. = STANDARD
TYP. = TYPICAL
V.I.F. = VERIFY IN FIELD
T.O.S. = TOP OF SLAB
T&B = TOP AND BOTTOM
S.O.G. = SLAB ON GRADE
CONN. = CONNECTION
MAX. = MAXIMUM
MIN. = MINIMUM
PSI = POUNDS PER SQUARE INCH
KSI = KIPS PER SQUARE INCH
PEN. = PENETRATION

ARCHITECT
JOHN G. WAITE ASSOCIATES, ARCHITECTS, PLLC
225 BROADWAY, SUITE 1515
NEW YORK, NY 10007

REGISTERED ARCHITECT JOHN G. WAITE, JR. 014431 STATE OF NEW YORK

Mark	Sheet	REVISION	Date	Initial

QUALITY DESIGN CERTIFICATION
☐ Prepared in Accordance with Design Development (Title I) _____ Drawing No.
OR
☐ Variance from Design Development (Title I) Approved by Superintendent on _____ Date
OR
☐ Construction Drawing Not Preceded by Design Development (Title I)

Project Manager _____ Date

CONSTRUCTION DRAWINGS

UNITED STATES
DEPARTMENT OF THE INTERIOR

NATIONAL PARK SERVICE
DENVER SERVICE CENTER

TITLE OF DRAWING
REHABILITATE GENERAL GRANT'S TOMB
LOCATION WITHIN PARK
RIVERSIDE DR AT 122ND ST
NAME OF PARK
GENERAL GRANT MEMORIAL

REGION	COUNTY	STATE
NER	NEW YORK	NEW YORK

DRAWING NO. 665 / 14,001
PKG. NO. 247283
SHEET 1 OF 14

4/15/26 ESEHL A:\20F0040 NPS GEGR ROOF DOME SIDEWALK\06 - CONSTRUCTION DOCUMENTS\247283 DOME\01 SHEETS\T1.0 DOME COVER.DWG

SITE NOTES:

1. PROVIDE PROTECTION MATTING AT ENTIRE STAGING AREA.
2. PROVIDE PLANKING AND PROTECTION FOR VEHICLES OVER CLASS 4: OVER 16,000lbs. GVW AT GRANITE AND FLAGSTONE PLAZA. REPLACE ANY STONES BROKEN, TO MATCH.
3. PROTECT CURBS DURING VEHICLE ACCESS.

LEGEND:

TREE PROTECTION. SEE 1/C1.1 FOR DETAILS.

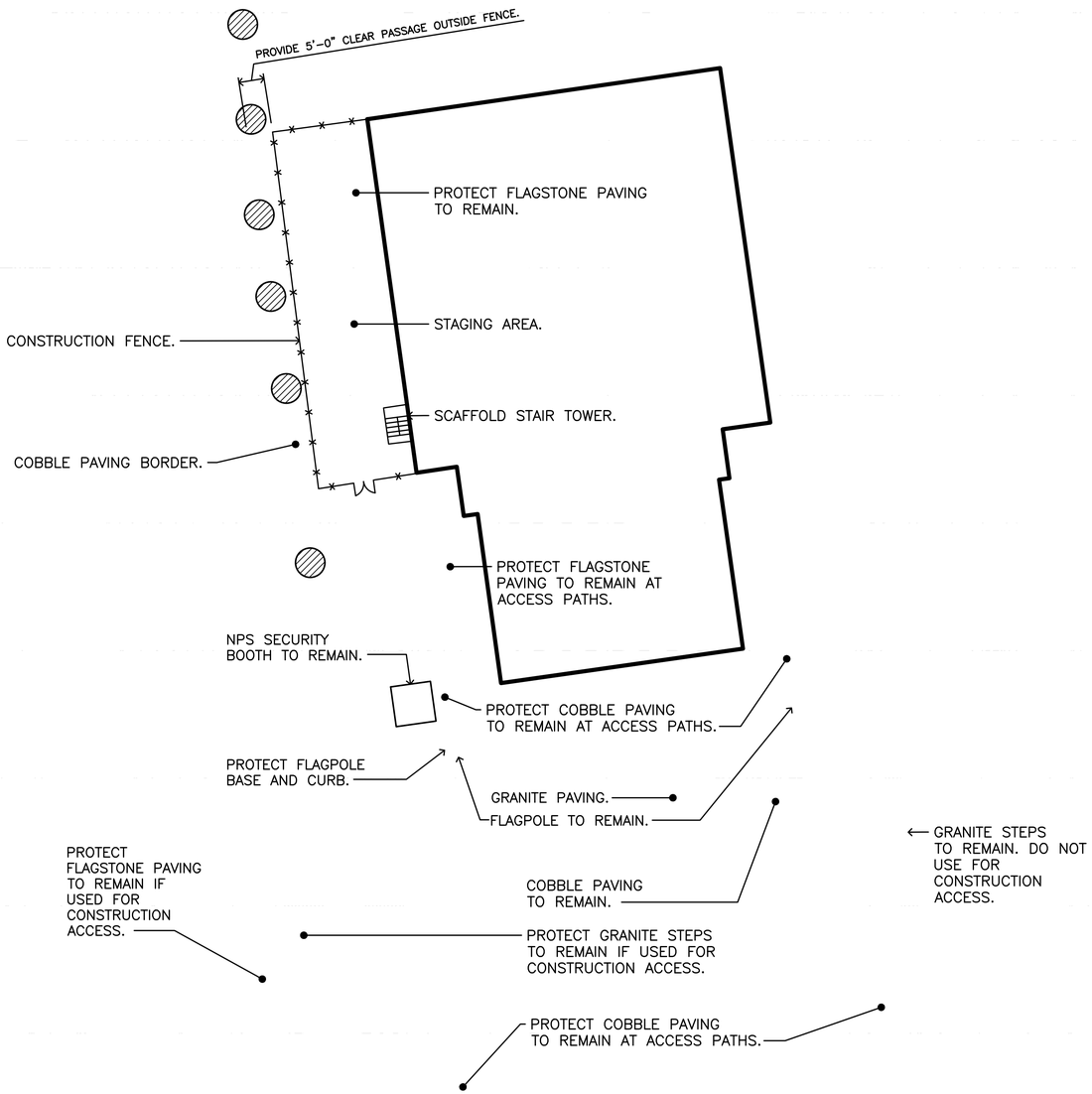

1 C1.0 SITE PLAN
SCALE (N)

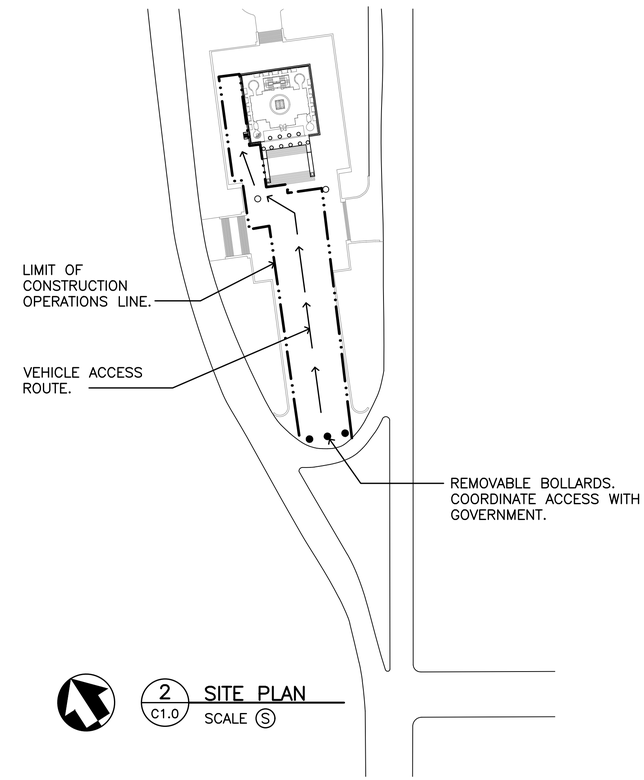

2 C1.0 SITE PLAN
SCALE (S)

SCALE (S) 100 0 100 200 1" = 100'
SCALE OF FEET

SCALE (N) 20 0 20 40 1" = 20'
SCALE OF FEET

REGISTERED ARCHITECT JOHN G. WAITE, JR. 014437 STATE OF NEW YORK

DESIGNED:	SUB SHEET NO.	TITLE OF SHEET	DRAWING NO.
JGWA CADD LV TECH. REVIEW: AEW DATE: 04/15/2026	C1.0	REPLACE EPDM ROOF REHABILITATE GENERAL GRANT'S TOMB SITE PLAN GENERAL GRANT NATIONAL MEMORIAL NEW YORK, NEW YORK	665 14,001 PMIS/PKG NO. 247283 SHEET 2 OF 14

4/15/26 ESCHL A:\20F0040 NPS GEGR ROOF DOME SIDEWALK\06 - CONSTRUCTION DOCUMENTS\247283 DOME\01 SHEETS\C1.0 SITE PLAN.DWG

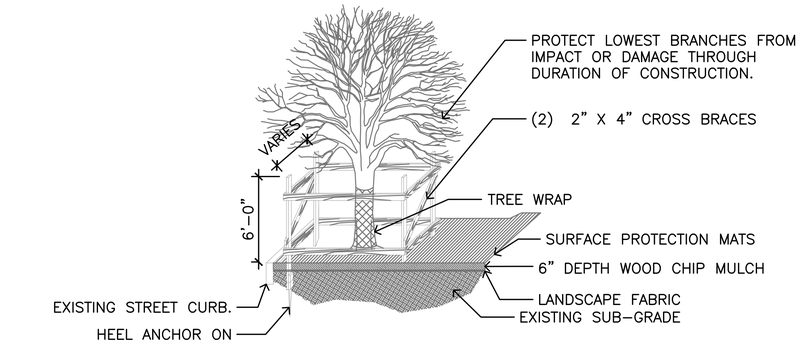

2A: SECTION
SCALE (D)

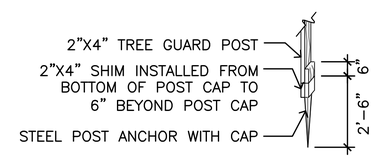

2B: ENLARGEMENT SECTION
SCALE (F)

TREE PROTECTION NOTES:

1. INSTALL FENCE AND POST TO ALL EXISTING PLANTING TO BE PROTECTED ON SITE. FENCE TO BE INSTALLED AND LOCATION APPROVED BY CONTRACTING OFFICER BEFORE WORK BEGINS.

2. FENCE MUST REMAIN AND BE MAINTAINED THROUGH DURATION OF CONSTRUCTION.

3. ALL WORK TO CONFORM TO NYC DEPARTMENT OF PARKS AND RECREATION TREE PROTECTION PROTOCOL.

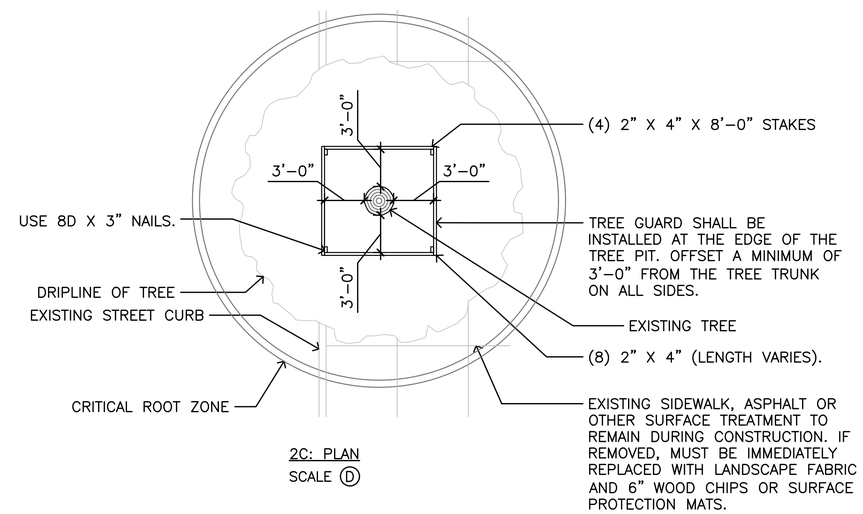

2C: PLAN
SCALE (D)

1 / A1.1 TREE PROTECTION DETAILS

SCALE VARIES

SCALE (D) 4 0 4 8
SCALE OF FEET

SCALE (F) 2 0 2 4
SCALE OF FEET

REGISTERED ARCHITECT JOHN G. WAITE JR. 014437 STATE OF NEW YORK

DESIGNED: JGWA CADD JGWA TECH. REVIEW: AEW DATE: 04/15/2026	SUB SHEET NO. C1.1	TITLE OF SHEET REPLACE EPDM ROOF REHABILITATE GENERAL GRANT'S TOMB TREE PROTECTION DETAILS GENERAL GRANT NATIONAL MEMORIAL NEW YORK, NEW YORK	DRAWING NO. 665 14,001 PMIS/PKG NO. 247283 SHEET 3 OF 14

9/15/21 10:50 ASAUNDERS R22 A:\20F0040 NPS GEGR ROOF DOME SIDEWALK\06 - CONSTRUCTION DOCUMENTS\247283 DOME\01 SHEETS\C1.1 TREE PROTECTION DETAILS.DWG

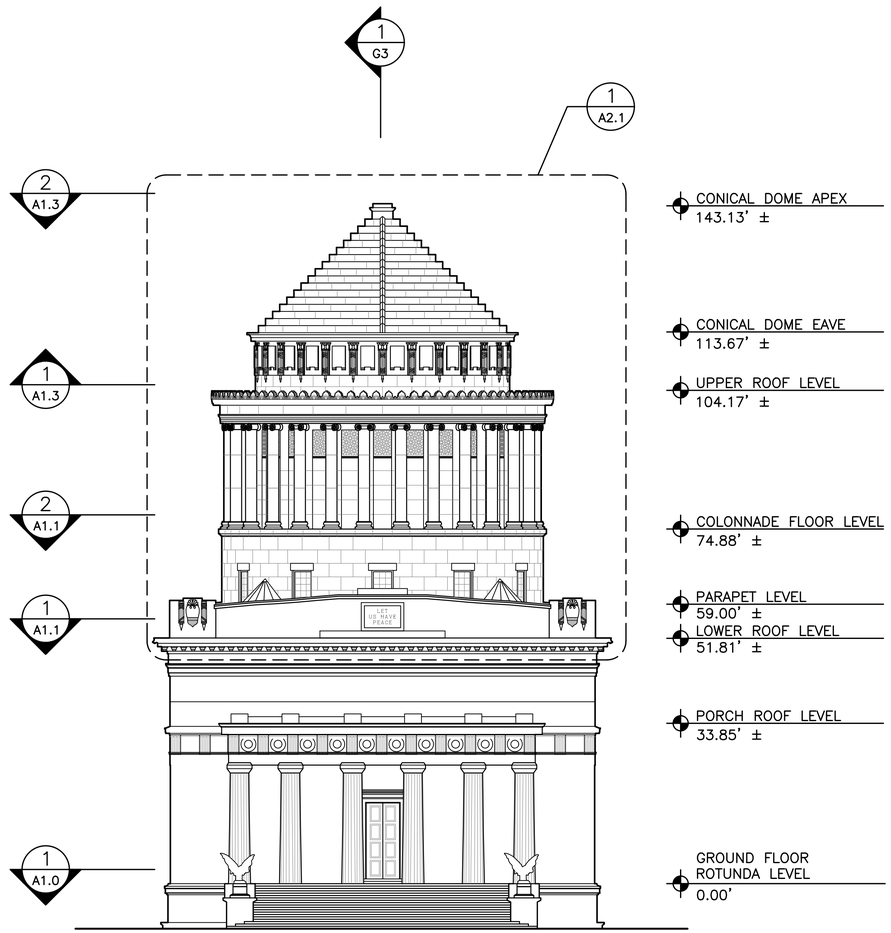

1 G1 SOUTH ELEVATION – EXISTING CONDITIONS
SCALE Ⓐ

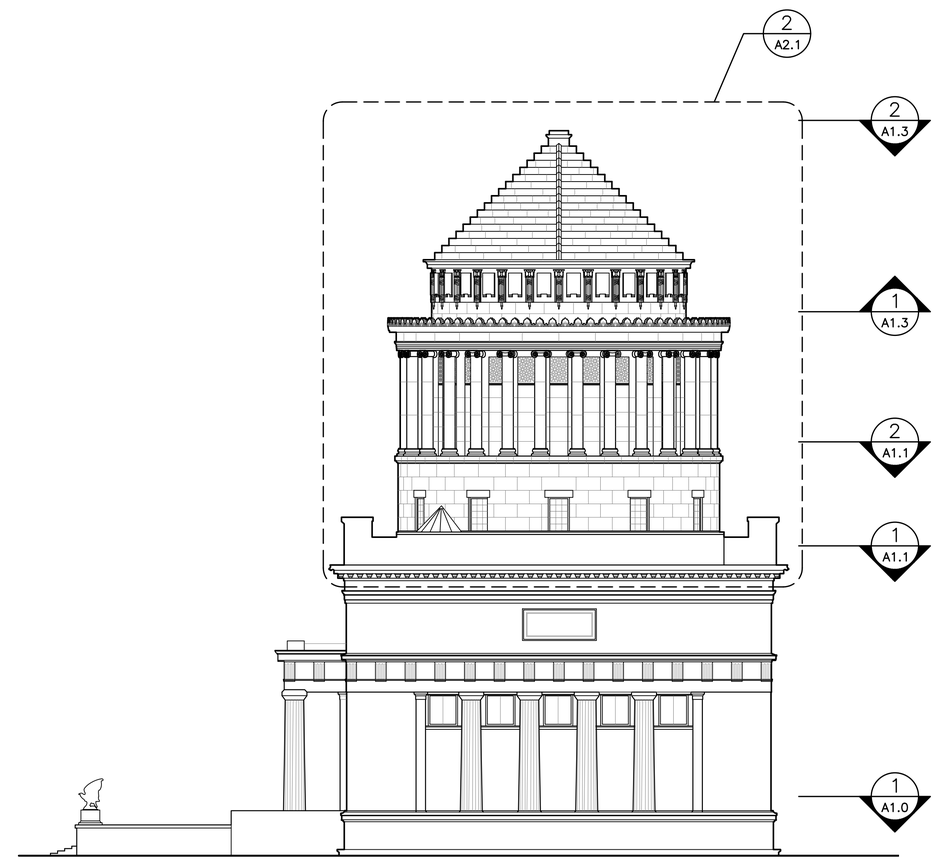

2 G1 EAST ELEVATION – EXISTING CONDITIONS
SCALE Ⓐ

SCALE Ⓐ 16 0 16 32 SCALE OF FEET 1/16" = 1'-0"

REGISTERED ARCHITECT JOHN G. WAITE JR. 014437 STATE OF NEW YORK

DESIGNED:	SUB SHEET NO.	TITLE OF SHEET	DRAWING NO.
JGWA CADD LV TECH. REVIEW: AEW DATE: 04/15/2026	G1	REPLACE EPDM ROOF REHABILITATE GENERAL GRANT'S TOMB BUILDING ELEVATIONS – EXISTING CONDITIONS GENERAL GRANT NATIONAL MEMORIAL NEW YORK, NEW YORK	665 14,001 PMIS/PKG NO. 247283 SHEET 4 OF 14

4/15/26 ESEHL A:\20F0040 NPS GEGR ROOF DOME SIDEWALK\06 – CONSTRUCTION DOCUMENTS\247283 DOME\01 SHEETS\G1 BUILDING ELEVATIONS – EXISTING CONDITIONS.DWG

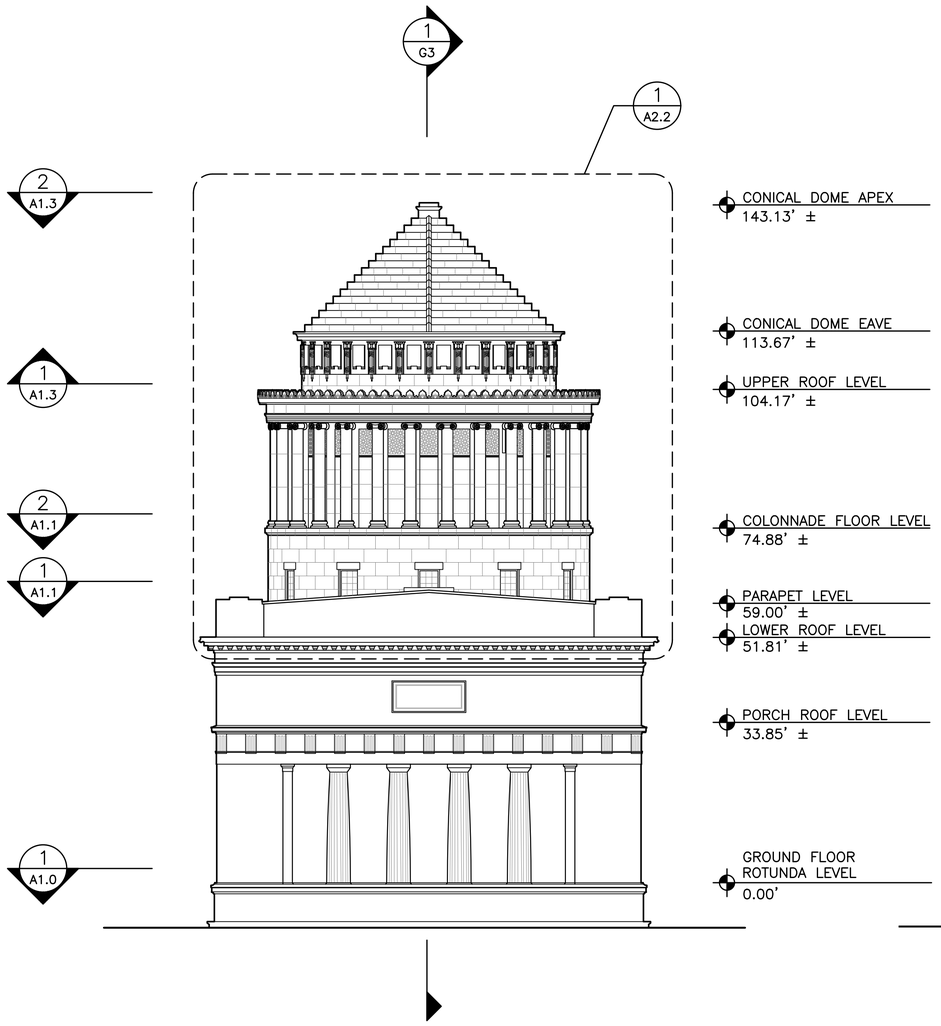

1 G2 NORTH ELEVATION – EXISTING CONDITIONS
SCALE Ⓐ

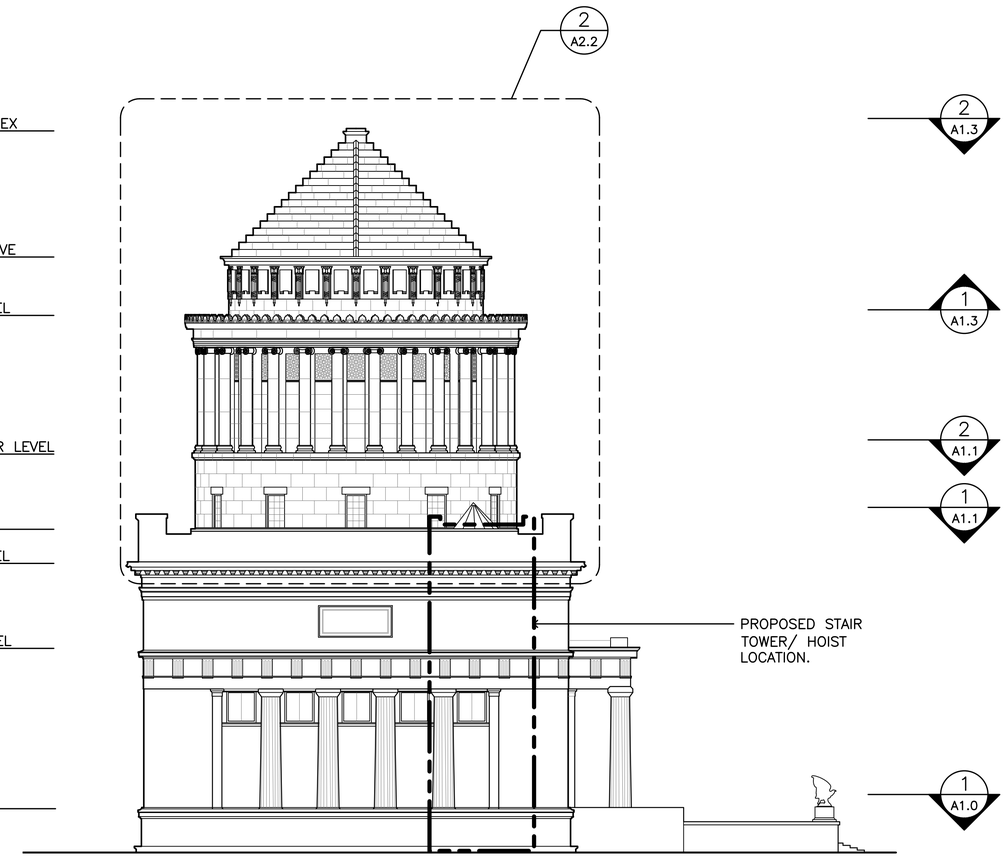

2 G2 WEST ELEVATION – EXISTING CONDITIONS
SCALE Ⓐ

SCALE Ⓐ 16 0 16 32 1/16" = 1'-0"
SCALE OF FEET

REGISTERED ARCHITECT JOHN G. WAITE JR. 014437 STATE OF NEW YORK

DESIGNED:	SUB SHEET NO.	TITLE OF SHEET	DRAWING NO.
JGWA CADD LV TECH. REVIEW: AEW DATE: 04/15/2026	G2	REPLACE EPDM ROOF REHABILITATE GENERAL GRANT'S TOMB BUILDING ELEVATIONS – EXISTING CONDITIONS GENERAL GRANT NATIONAL MEMORIAL NEW YORK, NEW YORK	665 14,001 PMIS/PKG NO. 247283 SHEET 5 OF 14

4/15/26 ESEHL A:\20F0040 NPS GEGR ROOF DOME SIDEWALK\06 – CONSTRUCTION DOCUMENTS\247283 DOME\01 SHEETS\G2 BUILDING ELEVATIONS – EXISTING CONDITIONS.DWG

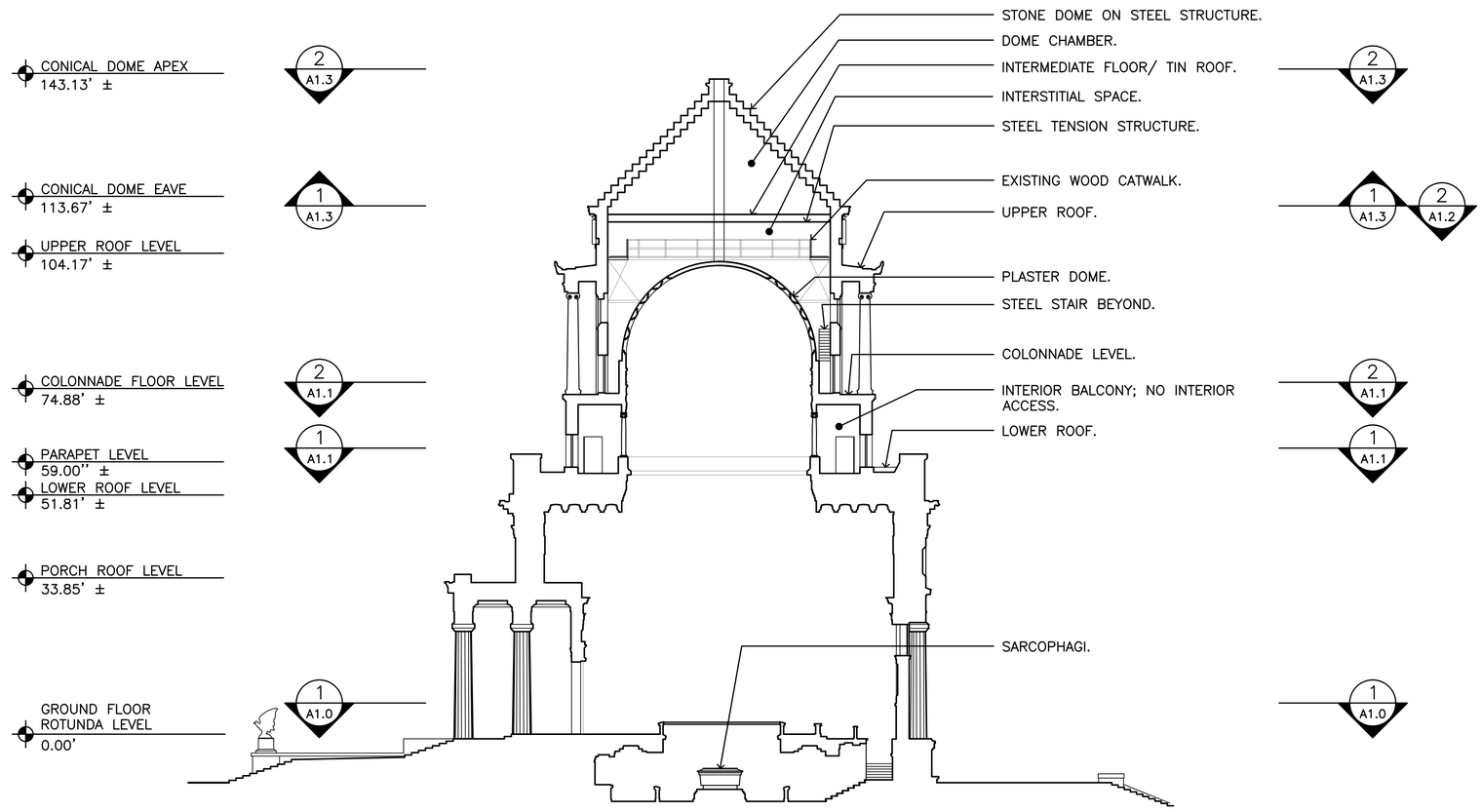

1 G3 BUILDING SECTION
SCALE (A)

SCALE (A) 16 0 16 32 1/16" = 1'-0"
SCALE OF FEET

REGISTERED ARCHITECT JOHN G. WAITE JR. 014431 STATE OF NEW YORK

DESIGNED: JGWA CADD LV TECH. REVIEW: AEW DATE: 04/15/2026	SUB SHEET NO. G3	TITLE OF SHEET REPLACE EPDM ROOF REHABILITATE GENERAL GRANT'S TOMB BULDING SECTION – EXISTING CONDITIONS GENERAL GRANT NATIONAL MEMORIAL NEW YORK, NEW YORK	DRAWING NO. 665 14,001 PMIS/PKG NO. 247283 SHEET 6 OF 14

4/15/26 ESEHL A:\20F0040 NPS GEGR ROOF DOME SIDEWALK\06 – CONSTRUCTION DOCUMENTS\247283 DOME\01 SHEETS\G1 BUILDING SECTION – EXISTING CONDITIONS.DWG

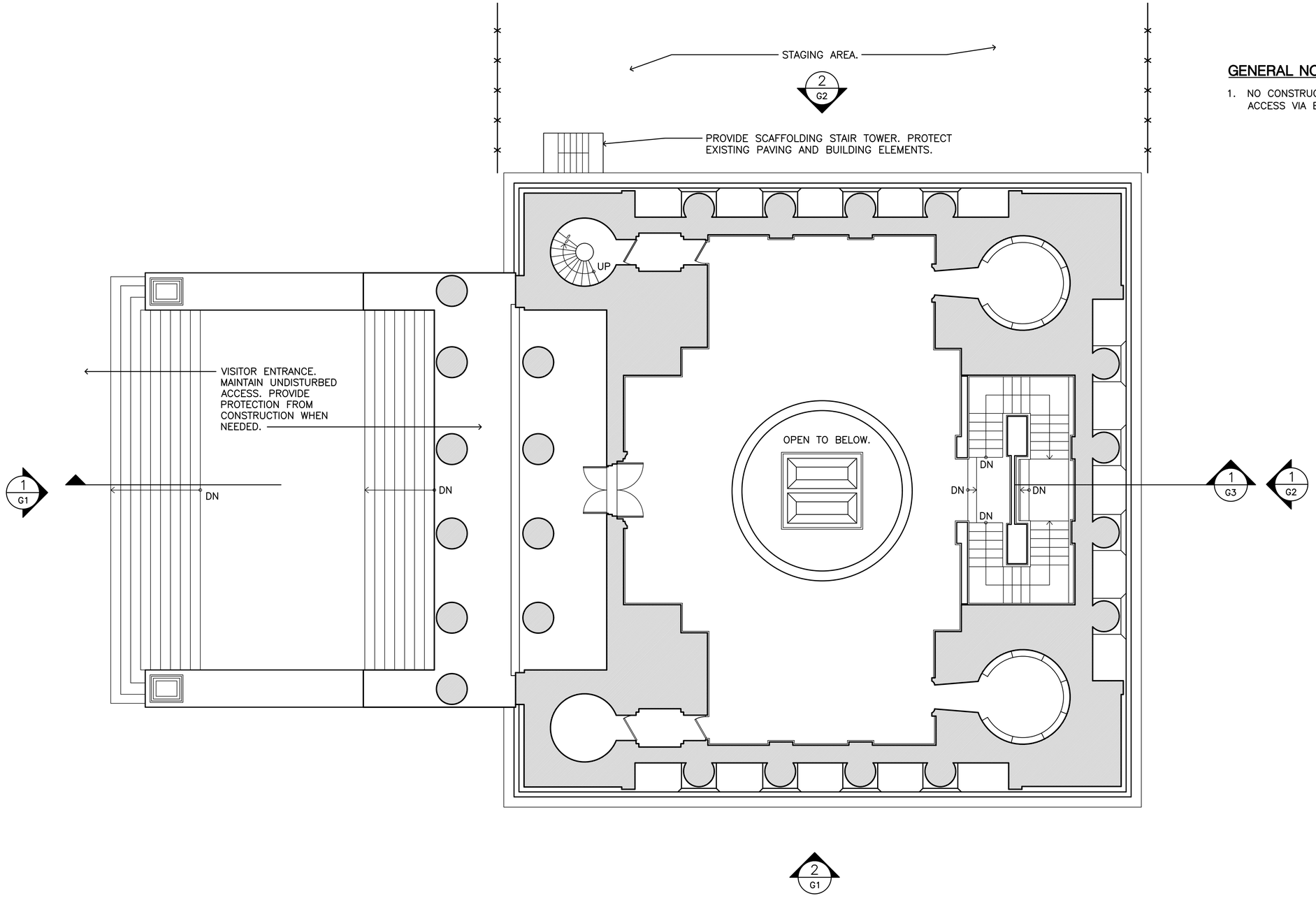

GENERAL NOTES:

1. NO CONSTRUCTION ACCESS THROUGH MONUMENT. ACCESS VIA EXTERIOR STAIR TOWER/HOIST ONLY.

1 / A1.0 GROUND FLOOR PLAN
SCALE (B)

SCALE (B) 8 0 8 16 1/8" = 1'-0"
SCALE OF FEET

REGISTERED ARCHITECT JOHN G. WAITE, JR. 014431 STATE OF NEW YORK

DESIGNED:	SUB SHEET NO.	TITLE OF SHEET	DRAWING NO.
JGWA CADD LV TECH. REVIEW: AEW DATE: 04/15/2026	A1.0	REPLACE EPDM ROOF REHABILITATE GENERAL GRANT'S TOMB GROUND FLOOR PLAN GENERAL GRANT NATIONAL MEMORIAL NEW YORK, NEW YORK	665 14,001 PMIS/PKG NO. 247283 SHEET 7 OF 14

4/15/26 ESEHL A:\20F0040 NPS GEGR ROOF DOME SIDEWALK\06 - CONSTRUCTION DOCUMENTS\247283 DOME\01 SHEETS\A1.0 GROUND FLOOR PLAN - GROUND FLOOR EXISTING CONDITIONS.DWG

REMOVAL NOTES:

1. REMOVE ALL FLASHING, EXISTING TERMINATOR BARS, FASTENERS AND RELATED SEALANTS.
2. REMOVE ALL STONE BALLAST, MEMBRANES AND INSULATION.
3. REMOVE ROOF DRAINS AND OTHER ACCESSORIES.

PROTECTION NOTES:

1. PROTECT ALL STONE SURROUNDING THE DOME ACCESS DOORS AT THE COLONNADE AND CONICAL DOME LEVELS.
2. PROTECT STONE PARAPET AND ROOF SURFACE AT ACCESS TOWER.

LEGEND:

⟵ SLOPE OF ROOF.

PROVIDE MEMBRANE ROOF SYSTEM.

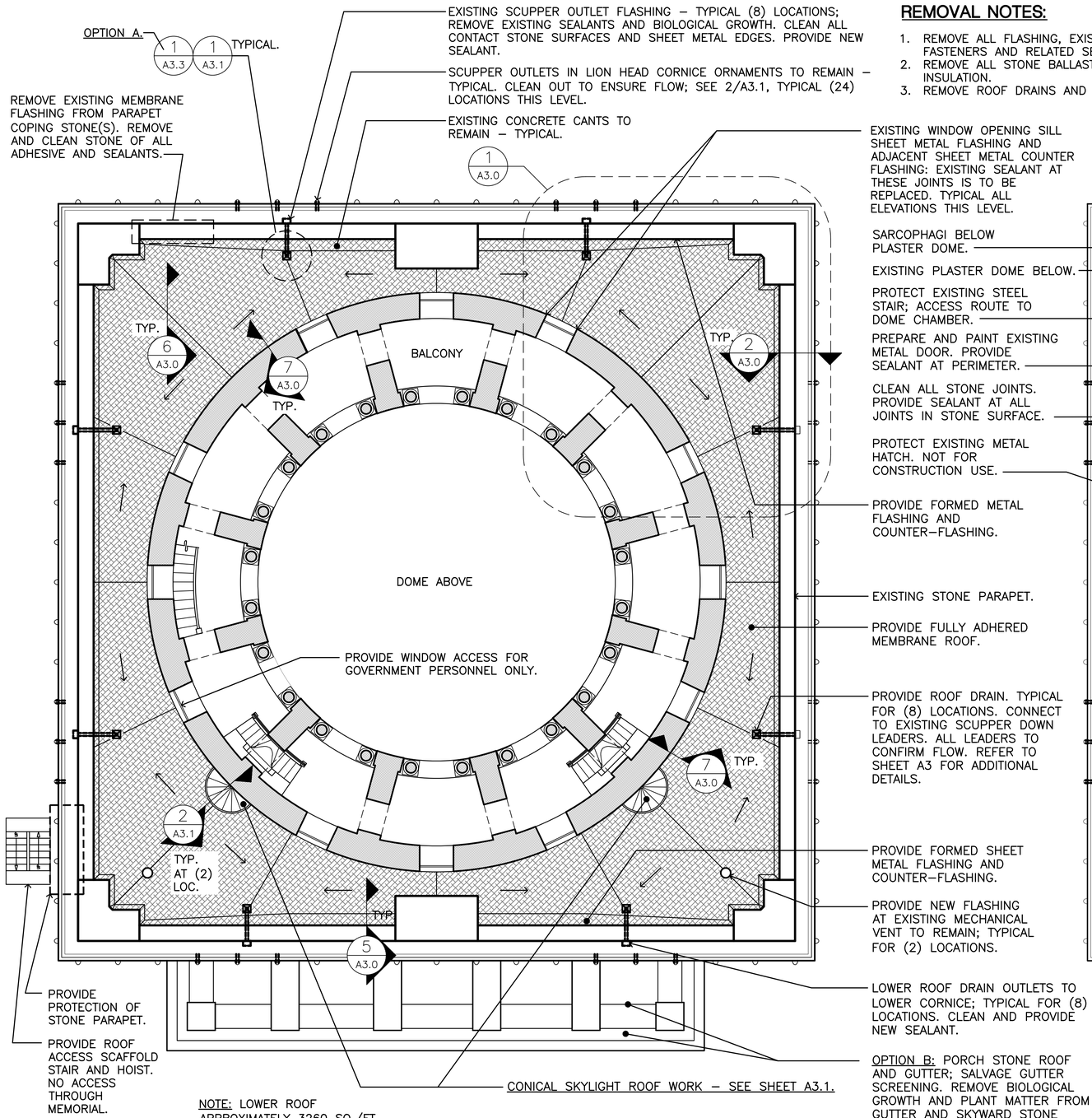

1 A1.1 LOWER ROOF PLAN WITH BALCONY
SCALE (B)

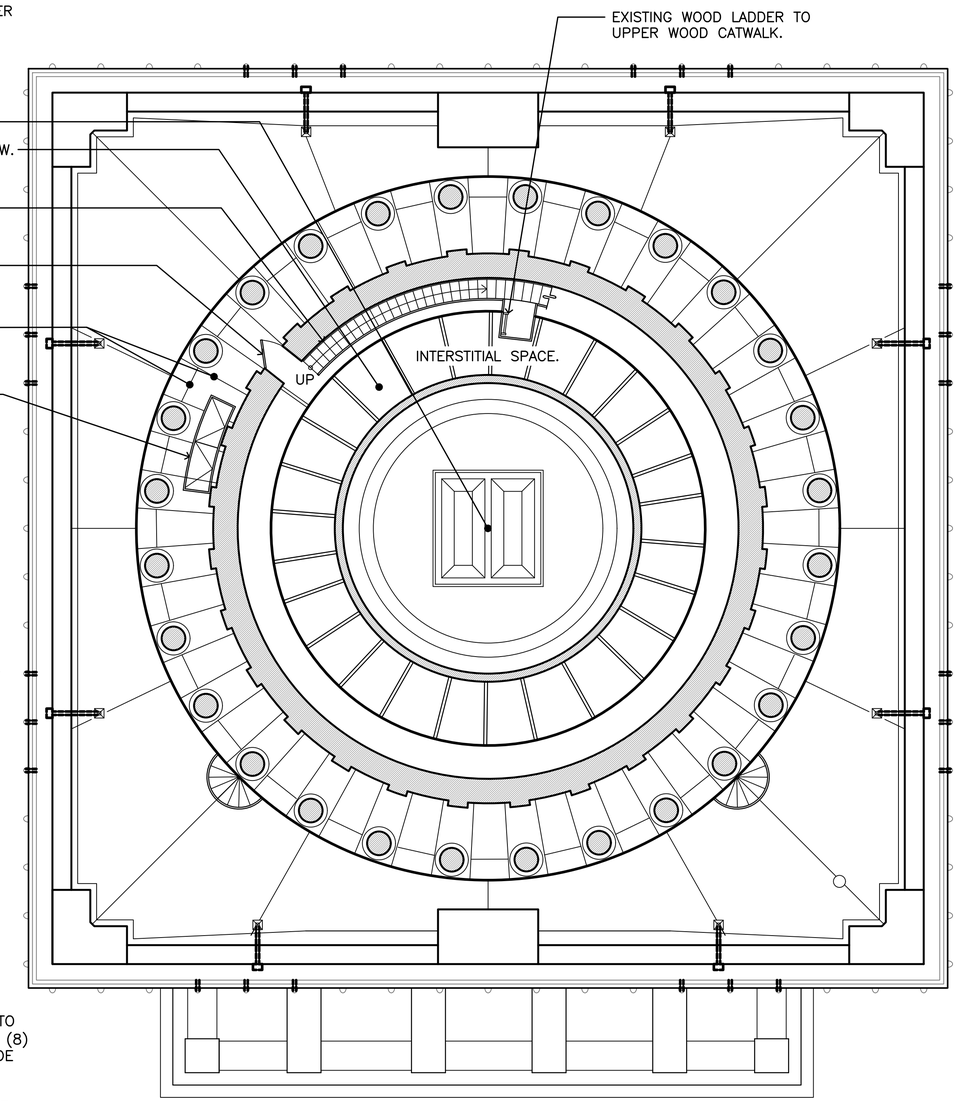

2 A1.1 COLONNADE LEVEL
SCALE (B)

SCALE (B) 8 0 8 16 SCALE OF FEET 1/8" = 1'–0"

REGISTERED ARCHITECT JOHN G. WAITE JR. 014431 STATE OF NEW YORK

DESIGNED:	SUB SHEET NO.	TITLE OF SHEET	DRAWING NO.
JGWA	A1.1	REPLACE EPDM ROOF REHABILITATE GENERAL GRANT'S TOMB ROOF PLANS GENERAL GRANT NATIONAL MEMORIAL NEW YORK, NEW YORK	665 14,001
CADD LV			PMIS/PKG NO. 247283
TECH. REVIEW: AEW			SHEET 8 OF 14
DATE: 04/15/2026			

4/15/26 ESEHL A:\20F0040 NPS GEGR ROOF DOME SIDEWALK\06 – CONSTRUCTION DOCUMENTS\247283 DOME\01 SHEETS\A1.1 ROOF PLANS.DWG

REMOVAL NOTES:

1. REMOVE ALL FLASHING, EXISTING TERMINATOR BARS, FASTENERS AND RELATED SEALANTS.
2. REMOVE ALL STONE BALLAST, MEMBRANES AND INSULATION.
3. REMOVE ROOF DRAINS AND OTHER ACCESSORIES.

PROTECTION NOTES:

1. PROTECT ALL STONE SURROUNDING THE DOME ACCESS DOORS AT THE COLONNADE AND CONICAL DOME LEVELS.
2. PROTECT STONE PARAPET AND ROOF SURFACE AT ACCESS TOWER.

LEGEND:

⟵ SLOPE OF ROOF.

PROVIDE MEMBRANE ROOF SYSTEM.

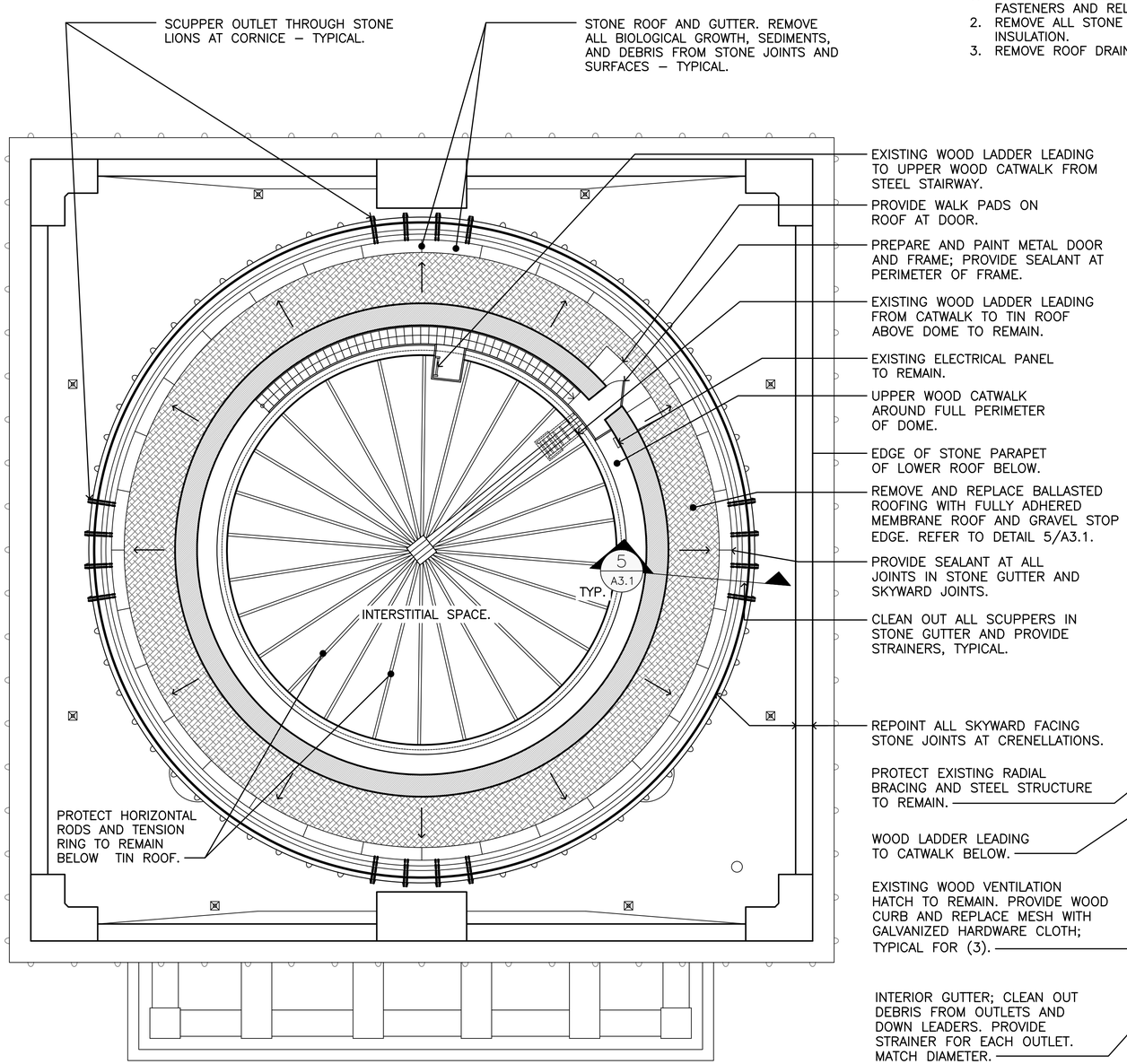

NOTE: UPPER ROOF APPROXIMATELY 1700 SQ./FT.

1 / A1.2 UPPER ROOF PLAN

SCALE (B)

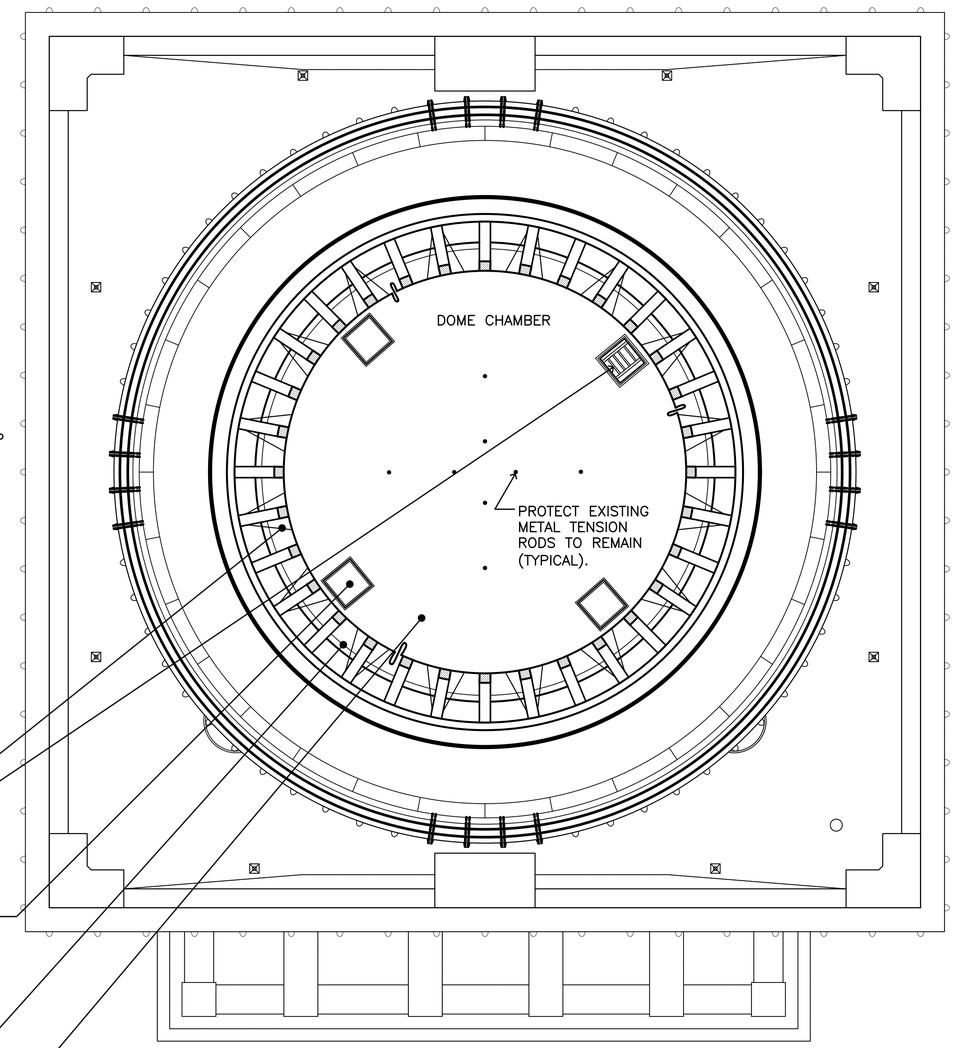

2 / A1.2 INTERIOR TIN ROOF PLAN AT DOME CHAMBER

SCALE (B)

SCALE (B) 8 0 8 16 1/8" = 1'–0"

SCALE OF FEET

REGISTERED ARCHITECT JOHN G. WAITE JR. 014431 STATE OF NEW YORK

DESIGNED: JGWA	SUB SHEET NO.	TITLE OF SHEET	DRAWING NO. 665 14,001
CADD LV	A1.2	REPLACE EPDM ROOF REHABILITATE GENERAL GRANT'S TOMB ROOF PLANS GENERAL GRANT NATIONAL MEMORIAL NEW YORK, NEW YORK	PMIS/PKG NO. 247283
TECH. REVIEW: AEW			SHEET 9 OF 14
DATE: 04/15/2026			

4/15/26 ESEHL A:\20F0040 NPS GEGR ROOF DOME SIDEWALK\06 – CONSTRUCTION DOCUMENTS\247283 DOME\01 SHEETS\A1.2 ROOF PLANS.DWG

REMOVAL NOTES:

1. REMOVE ALL FLASHING, EXISTING TERMINATOR BARS, FASTENERS AND RELATED SEALANTS.
2. REMOVE ALL STONE BALLAST, MEMBRANES AND INSULATION.
3. REMOVE ROOF DRAINS AND OTHER ACCESSORIES.

PROTECTION NOTES:

1. PROTECT ALL STONE SURROUNDING THE DOME ACCESS DOORS AT THE COLONNADE AND CONICAL DOME LEVELS.
2. PROTECT STONE PARAPET AND ROOF SURFACE AT ACCESS TOWER.

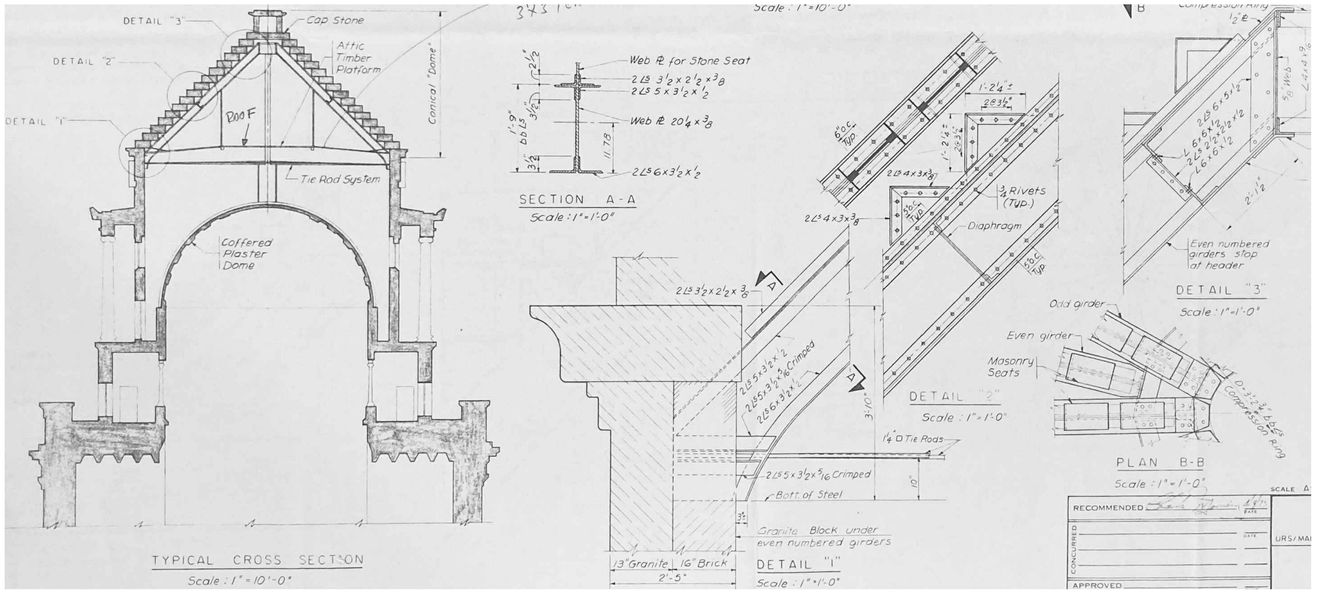

AS BUILT DOME STRUCTURE – APRIL 1973

VIEW OF STEEL DOME STRUCTURE

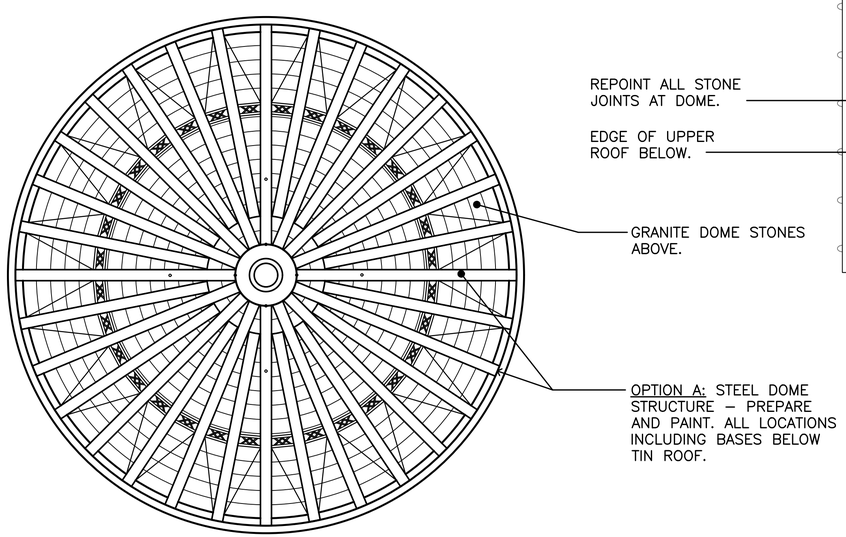

1 / A1.3 REFLECTED CEILING PLAN OF CONICAL DOME AT DOME CHAMBER
SCALE (B)

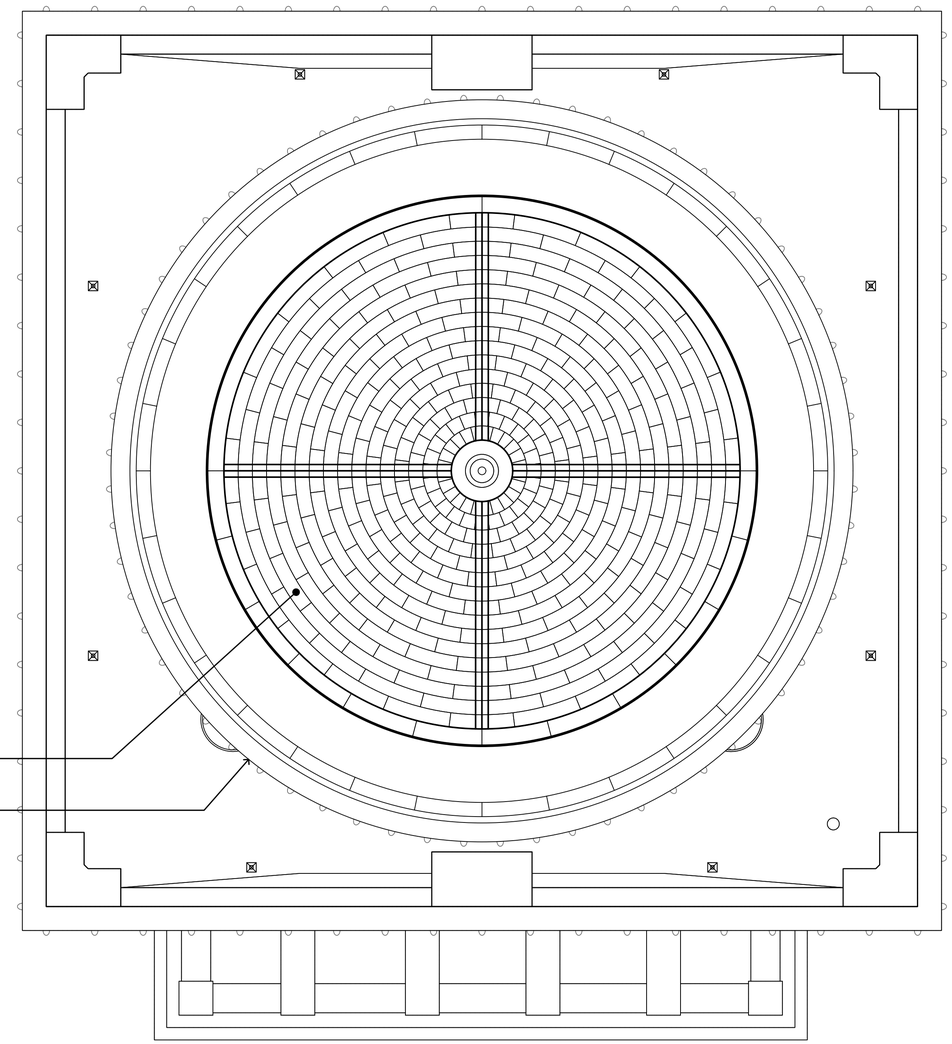

2 / A1.3 ROOF PLAN AT CONICAL DOME
SCALE (B)

SCALE (B) 8 0 8 16 SCALE OF FEET 1/8" = 1'–0"

DESIGNED: JGWA CADD LV TECH. REVIEW: AEW DATE: 04/15/2026	SUB SHEET NO. A1.3	TITLE OF SHEET REPLACE EPDM ROOF REHABILITATE GENERAL GRANT'S TOMB ROOF PLANS GENERAL GRANT NATIONAL MEMORIAL NEW YORK, NEW YORK	DRAWING NO. 665 14,001 PMIS/PKG NO. 247283 SHEET 10 OF 14

REGISTERED ARCHITECT JOHN G. WAITE JR. 014437 STATE OF NEW YORK

4/15/26 ESEHL A:\20F0040 NPS GEGR ROOF DOME SIDEWALK\06 – CONSTRUCTION DOCUMENTS\247283 DOME\01 SHEETS\A1.3 ROOF PLANS.DWG

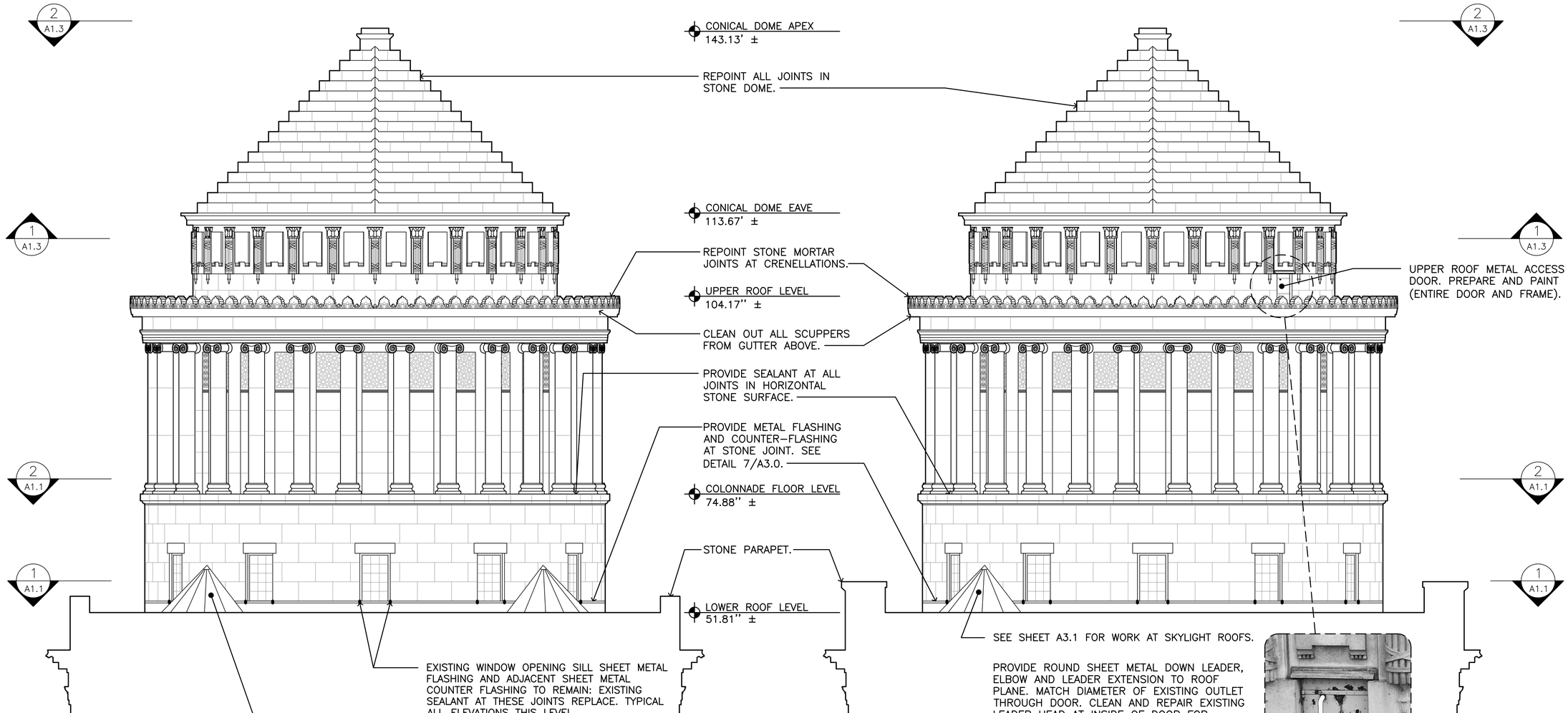

1 A2.1 SOUTH ELEVATION
SCALE (B)

2 A2.1 EAST ELEVATION
SCALE (B)





SCALE (B) 8 0 8 16 SCALE OF FEET 1/8" = 1'-0"

REGISTERED ARCHITECT JOHN G. WAITE JR. 014437 STATE OF NEW YORK

DESIGNED: JGWA CADD LV TECH. REVIEW: AEW DATE: 04/15/2026	SUB SHEET NO. A2.1	TITLE OF SHEET REPLACE EPDM ROOF REHABILITATE GENERAL GRANT'S TOMB DETAIL ELEVATIONS GENERAL GRANT NATIONAL MEMORIAL NEW YORK, NEW YORK	DRAWING NO. 665 14,001 PMIS/PKG NO. 247283 SHEET 11 OF 14

4/15/26 ESZHL A:\20F0040 NPS GEGR ROOF DOME SIDEWALK\06 - CONSTRUCTION DOCUMENTS\247283 DOME\01 SHEETS\A2.1 DETAIL ELEVATIONS.DWG

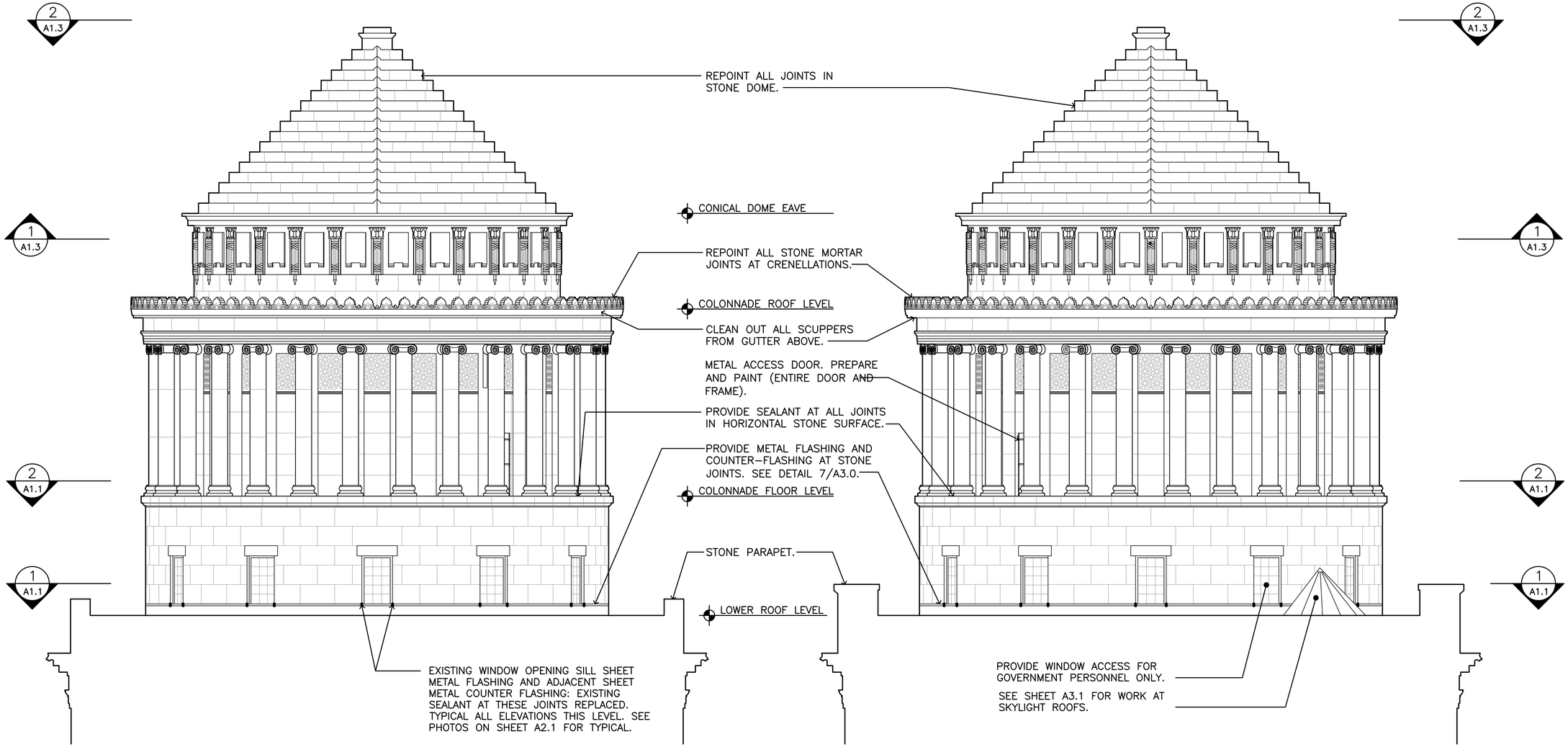

1 A2.2 NORTH ELEVATION
SCALE (B)

2 A2.2 WEST ELEVATION
SCALE (B)

SCALE (B) 8 0 8 16 SCALE OF FEET 1/8" = 1'-0"

REGISTERED ARCHITECT JOHN G. WAITE JR. 014431 STATE OF NEW YORK

DESIGNED: JGWA CADD LV TECH. REVIEW: AEW DATE: 04/15/2026	SUB SHEET NO. A2.2	TITLE OF SHEET REPLACE EPDM ROOF REHABILITATE GENERAL GRANT'S TOMB DETAIL ELEVATIONS GENERAL GRANT NATIONAL MEMORIAL NEW YORK, NEW YORK	DRAWING NO. 665 14,001 PMIS/PKG NO. 247283 SHEET 12 OF 14

4/15/26 ESEHL A:\20F0040 NPS GEGR ROOF DOME SIDEWALK\06 - CONSTRUCTION DOCUMENTS\247283 DOME\01 SHEETS\A2.2 DETAIL ELEVATIONS.DWG

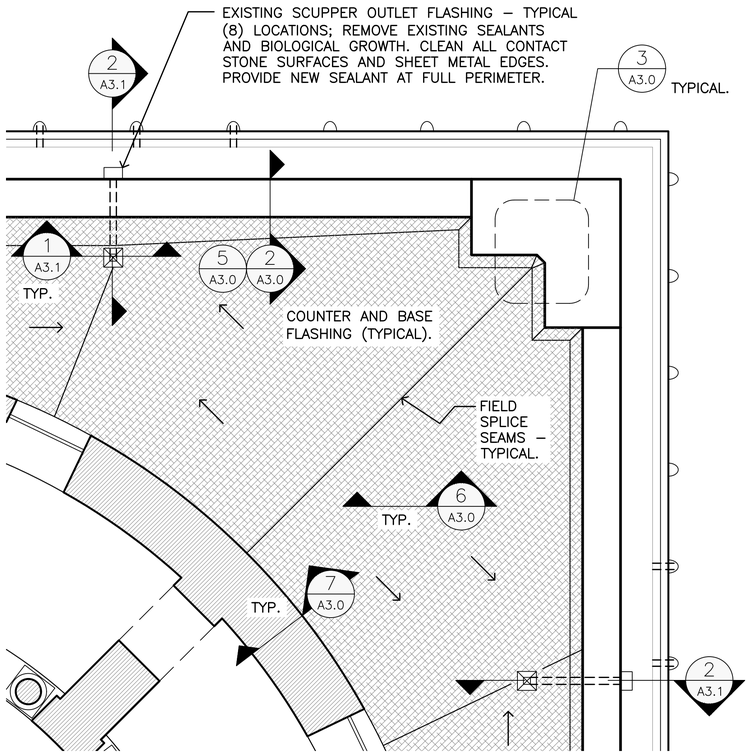

1 A3.0 TYPICAL MEMBRANE ROOF
SCALE (D)

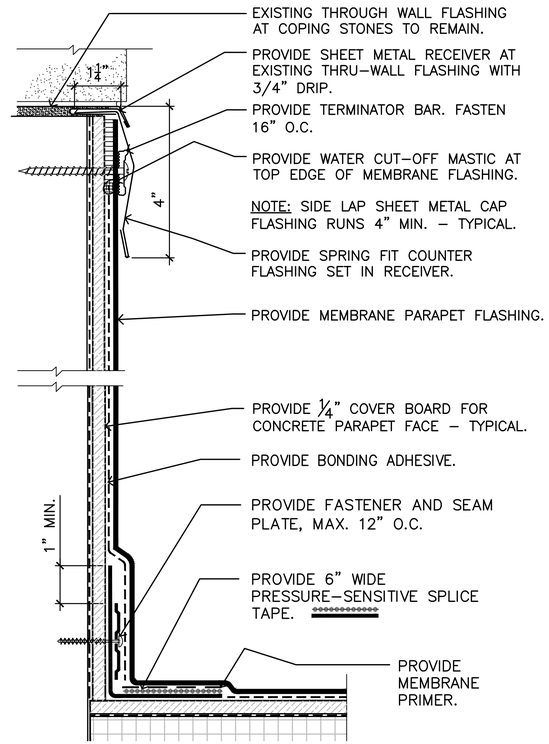

2 A3.0 TYPICAL COUNTER FLASHING AT PARAPET
SCALE (K)

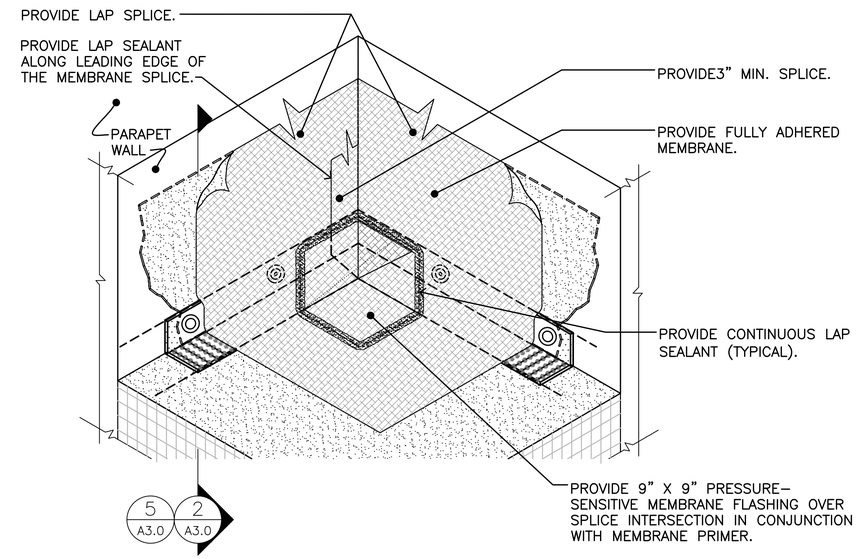

NOTE: MEMBRANE PRIMER IS TO BE PROVIDED AT ALL SPLICE AREAS AND FOR EACH LAYER OF PRESSURE– SENSITIVE FLASHING APPLIED. TYPICAL OF ALL DETAILS.

3 A3.0 TYPICAL BASE FLASHING AT PARAPET INSIDE CORNER
SCALE (K)

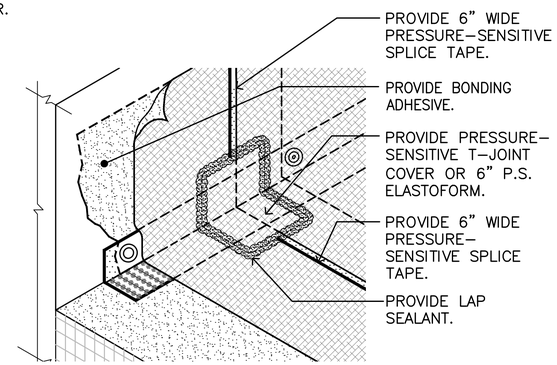

5 A3.0 PARAPET CURB BASE FLASHING
SCALE (K)

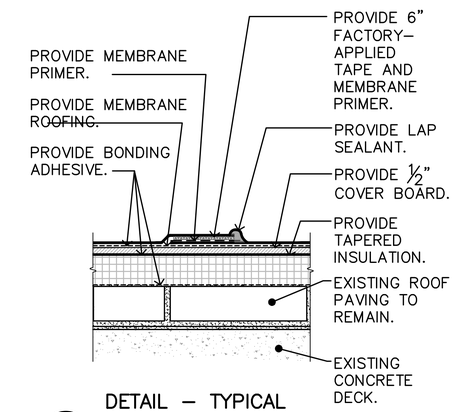

6 A3.0 DETAIL – TYPICAL MEMBRANE ROOF
SCALE (J)

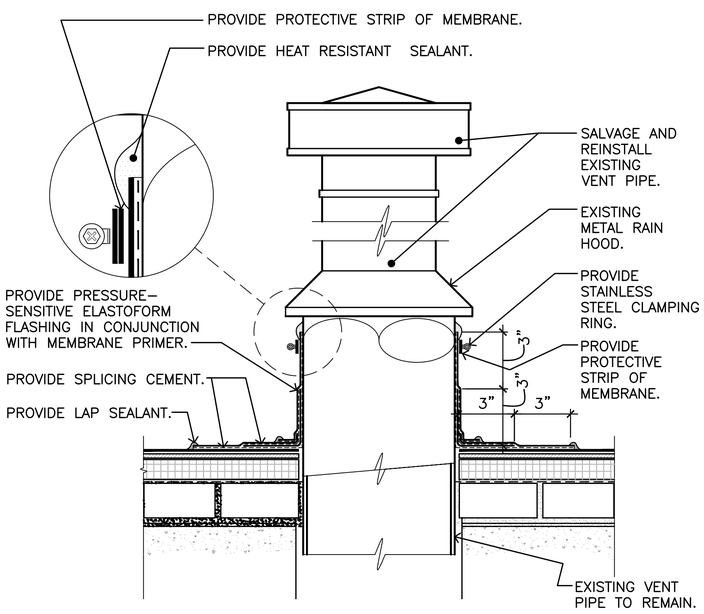

4 A3.0 DETAIL – FLASHING AT MECHANICAL VENT
NOT TO SCALE

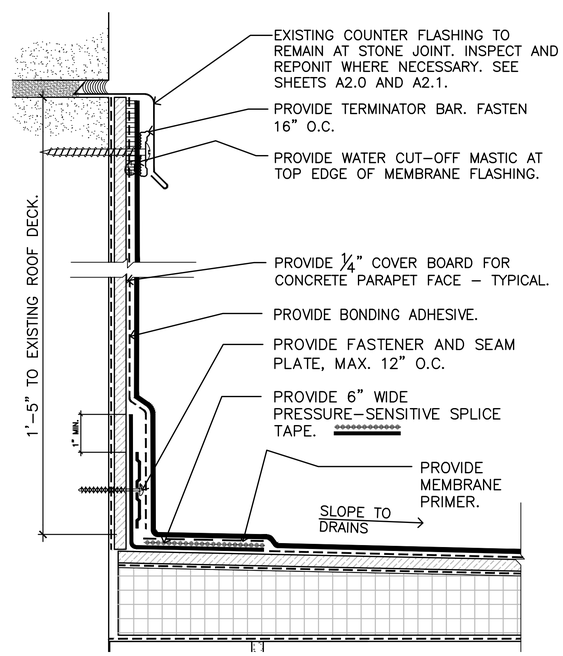

7 A3.0 TYPICAL BASE FLASHING AT COLONNADE DRUM
SCALE (K)

GENERAL NOTES:

1. PROVIDE FULLY ADHERED MEMBRANE, ADHERED COVER BOARD, TAPERED INSULATION ADHERE TO EXISTING MASONRY DECK.
2. SEAM MEMBRANE TO CONFORM TO EXISTING ROOF GEOMETRY.
3. CONTRACTOR IS TO VERIFY IN THE FIELD ALL DIMENSIONS AND CONDITIONS PRIOR TO COMMENCING WITH THE WORK. REPORT DISCREPANCIES TO THE CONTRACTING OFFICER.

LEGEND:

PROVIDE MEMBRANE ROOF SYSTEM.

← SLOPE OF ROOF.

SCALE (K) 2 0 2 4 SCALE OF INCHES — HALF SCALE

SCALE (J) 6 3 0 6 SCALE OF INCHES — 3" = 1'–0"

SCALE (D) 4 0 4 8 SCALE OF FEET — 1/4" = 1'–0"

REGISTERED ARCHITECT JOHN G. WAITE JR. 014431 STATE OF NEW YORK

DESIGNED: JGWA	SUB SHEET NO.	TITLE OF SHEET	DRAWING NO. 665 14,001
CADD EAS	A3.0	REPLACE EPDM ROOF REHABILITATE GENERAL GRANT'S TOMB MEMBRANE ROOF DETAILS GENERAL GRANT NATIONAL MEMORIAL NEW YORK, NEW YORK	PMIS/PKG NO. 247283
TECH. REVIEW: AEW			SHEET 13 OF 14
DATE: 04/15/2026			

9/15/21 10:50 ASAUNDERS R22 A:\20F0040 NPS GEGR ROOF DOME SIDEWALK\06 – CONSTRUCTION DOCUMENTS\247283 DOME\01 SHEETS\A3.0 MEMBRANE ROOF DETAILS.DWG

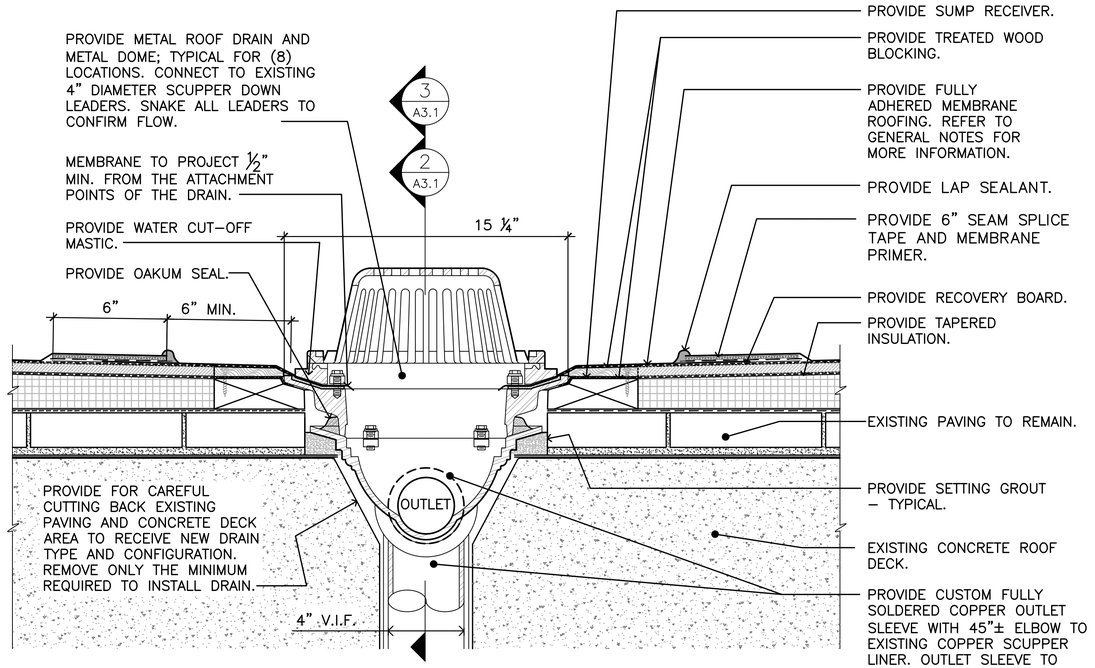

1 A3.1 TYPICAL ROOF DRAIN AND MEMBRANE FLASHING
SCALE (J)

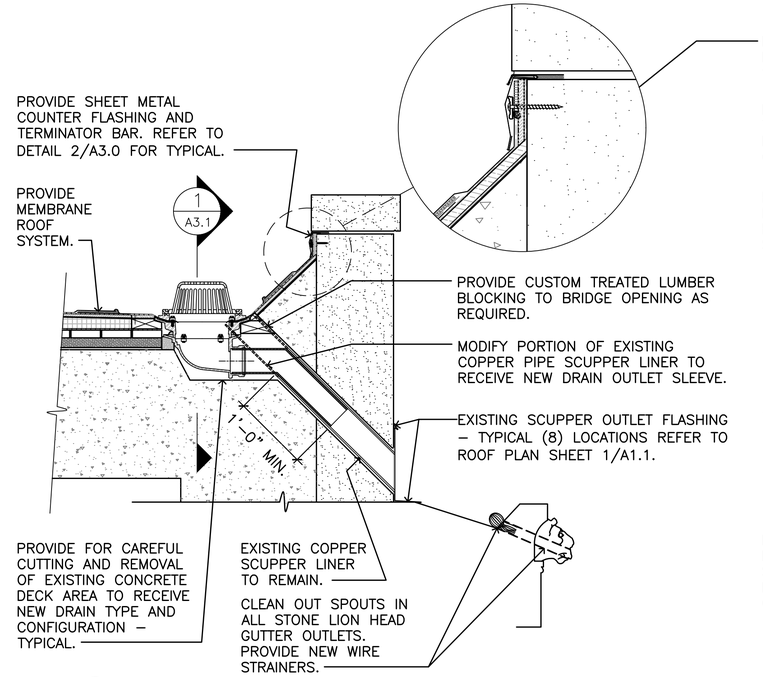

2 A3.1 DRAIN SECTION THRU SCUPPER AND CANT
SCALE (H)

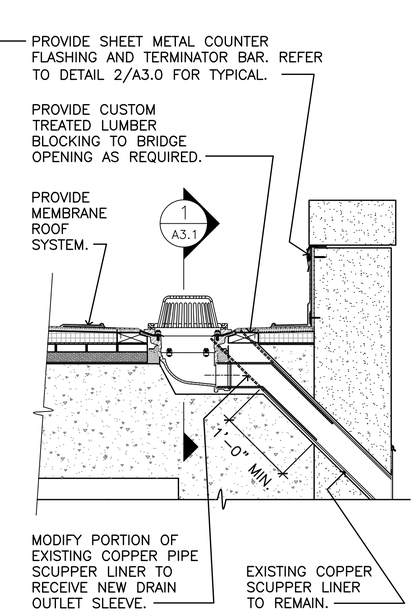

3 A3.1 DRAIN SECTION THRU SCUPPER
SCALE (H)

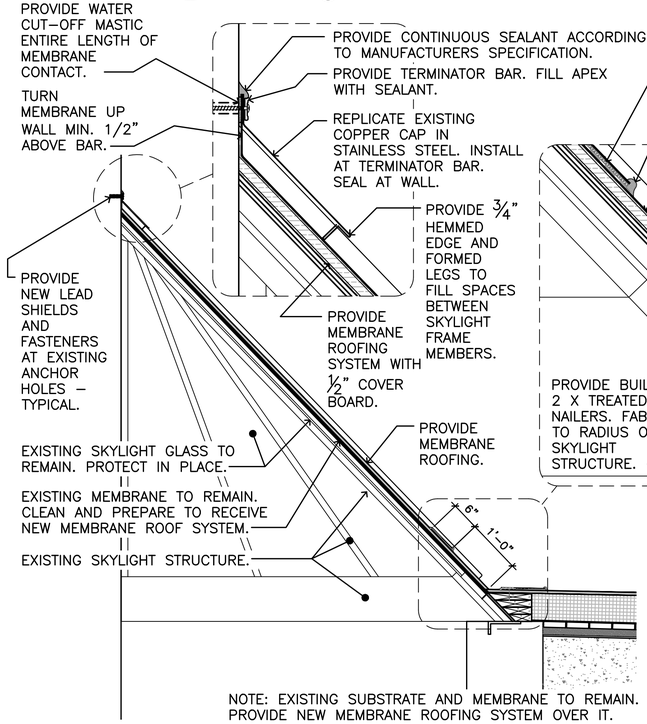

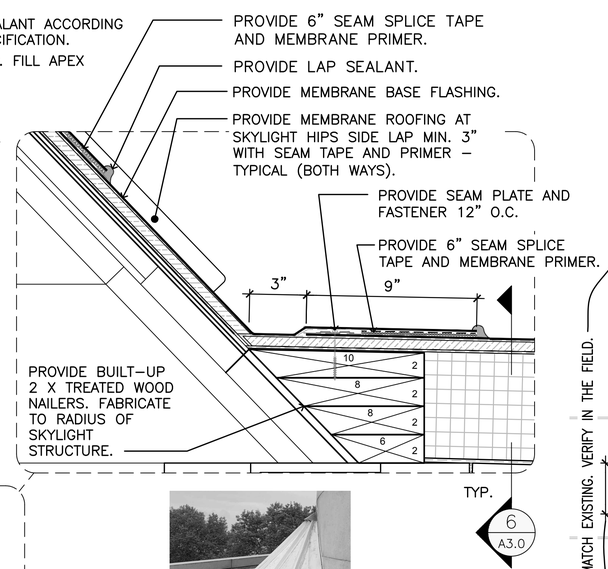

EXISTING

4 A3.1 DETAIL – MEMBRANE ROOF AND FLASHING AT CONICAL ROOFS
SCALE (G)

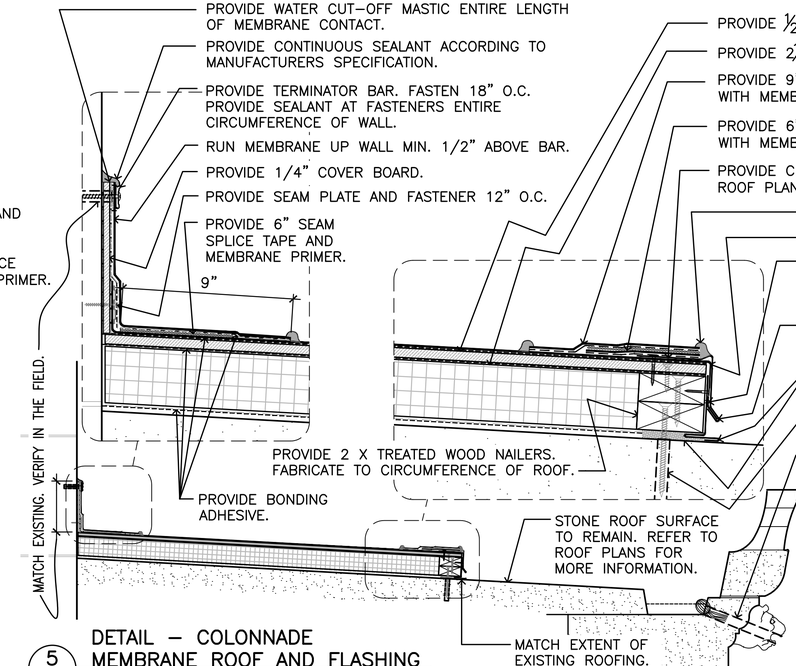

5 A3.1 DETAIL – COLONNADE MEMBRANE ROOF AND FLASHING
SCALE (H)

SCALE (J) 6 3 0 6 — SCALE OF INCHES — 3" = 1'-0"

SCALE (H) 1 0 1 2 — SCALE OF FEET — 1"=1'-0"

SCALE (G) 1 0 1 2 3 — SCALE OF FEET — 3/4" = 1'-0"

GENERAL NOTES:

1. PROVIDE FULLY ADHERED MEMBRANE, ADHERE COVER BOARD, TAPERED INSULATION ADHERED TO EXISTING MASONRY DECK.
2. SEAM MEMBRANE TO CONFORM TO EXISTING ROOF GEOMETRY.
3. CONTRACTOR IS TO VERIFY IN THE FIELD ALL DIMENSIONS AND CONDITIONS PRIOR TO COMMENCING WITH THE WORK. REPORT DISCREPANCIES TO THE CONTRACTING OFFICER.

REGISTERED ARCHITECT JOHN G. WAITE, JR. 014437 STATE OF NEW YORK

DESIGNED: JGWA	SUB SHEET NO.	TITLE OF SHEET	DRAWING NO. 665 / 14,001
CADD EAS	A3.1	REPLACE EPDM ROOF REHABILITATE GENERAL GRANT'S TOMB MEMBRANE ROOF DETAILS GENERAL GRANT NATIONAL MEMORIAL NEW YORK, NEW YORK	PMIS/PKG NO. 247283
TECH. REVIEW: AEW			SHEET 14 OF 14
DATE: 04/15/2026			

9/15/21 10:50 ASAUNDERS R22 A:\20F0040 NPS GEGR ROOF DOME SIDEWALK\06 – CONSTRUCTION DOCUMENTS\247283 DOME\01 SHEETS\A3.1 MEMBRANE ROOF DETAILS.DWG

CONDTITION OBSERVATIONS - GEGR SITE VISIT 11/2022

Membrane Roof

CONDTITION OBSERVATIONS - GEGR SITE VISIT 11/2022





CONDTITION OBSERVATIONS - GEGR SITE VISIT 11/2022

CONDTITION OBSERVATIONS - GEGR SITE VISIT 11/2022

EXAMPLE OF ACCESS HATCH

CONDTITION OBSERVATIONS - GEGR SITE VISIT 11/2022

EXAMPLE OF STANDING WATER AND PLANT GROWTH



CONDTITION OBSERVATIONS - GEGR SITE VISIT 11/2022

STRUCTURAL STEEL HOLDING UP INTERIOR DOME - EXTERIOR DOME STEEL NOT SHOWN

CONDTITION OBSERVATIONS - GEGR SITE VISIT 11/2022

PLASTER CONDTIONS AT GALLERY AND DOME

CONDTITION OBSERVATIONS - GEGR SITE VISIT 11/2022

PLASTER CONDTIONS AT GALLERY AND DOME