Docusign Envelope ID: B9B77CD2-F0C1-4BAA-8538-6B315B443E44

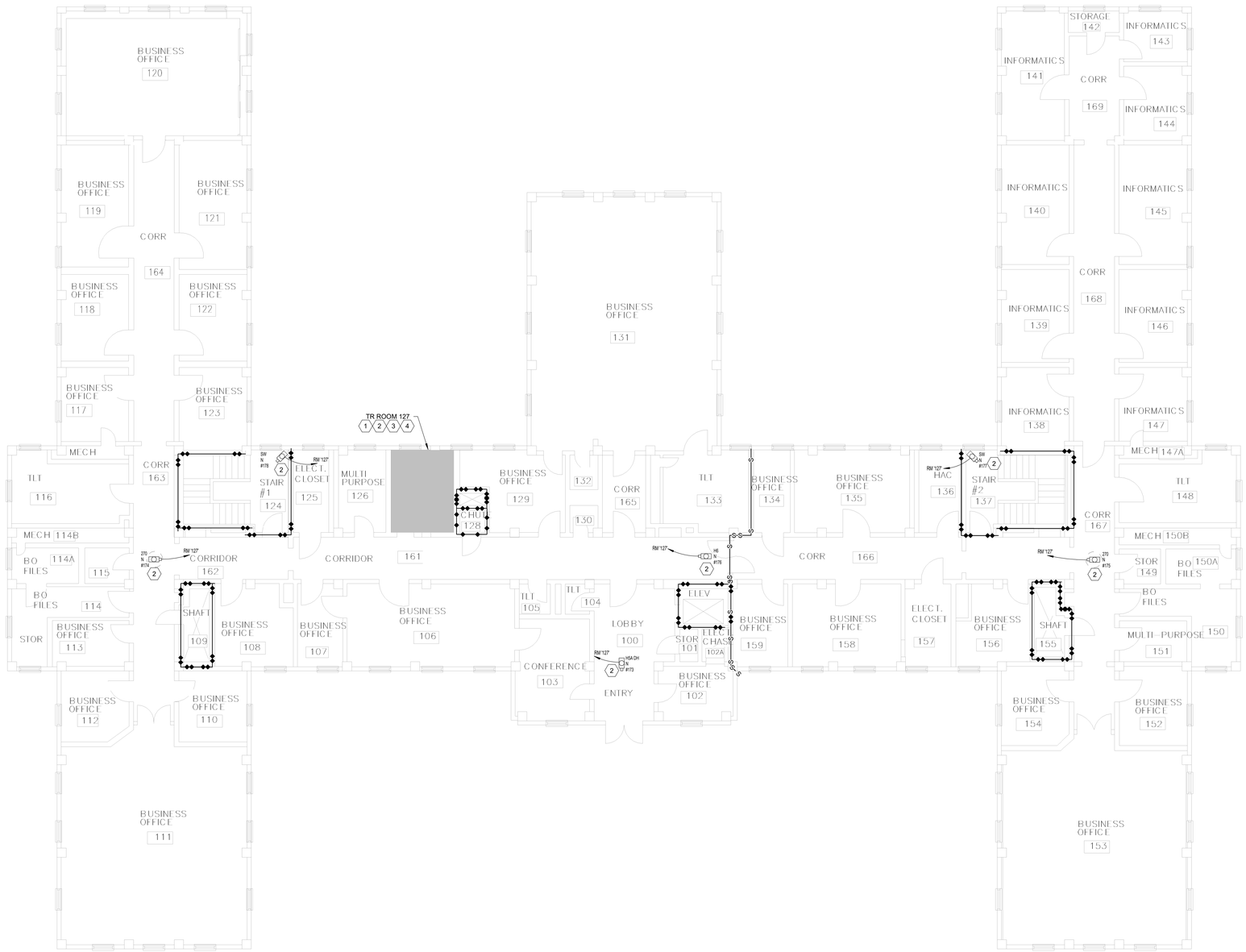

1 **BUILDING 9 FIRST FLOOR SECURITY PLAN**
Scale: 1/8" = 1'-0"

SHEET NOTES:

A. REFERENCE SHEET TS101 AND TS102 FOR EXTERIOR CAMERA LOCATIONS.

B. ALL EXISTING CONDITIONS ARE BASED ON THE BEST AVAILABLE INFORMATION AT THE TIME OF SURVEY.

C. NEW CCTV CABLING TO BE RUN ON J-HOOKS 2' OC ABOVE CEILING IN CORRIDORS.

D. ALL CONDUIT SHALL BE 3/4" MINIMUM. ELECTRICAL CONTRACTOR TO SIZE CONDUIT. PER THE MOST CURRENT EDITION OF THE NEC.

E. WHERE LENGTH FROM CAMERA TO RACK EQUIPMENT EXCEEDS 295' (90M) CONTRACTOR SHALL USE FIBER OPTIC CABLE.

F. COORDINATE AND CONFIRM ALL ROUTING WITH COR PRIOR TO ROUGH-IN.

G. SEE SHEET G-100 FOR ICRA MEASURES.

H. USE MOBILE CONTAINMENT CART (6/G-100) ALONG CORRIDORS.

KEY NOTES:

1 REMOVE EXISTING CAMERAS AND CABLING BACK TO SOURCE. REPAIR/REPLACE EXISTING SURFACES AFFECTED BY REMOVAL OF CAMERA EQUIPMENT TO MATCH SIMILAR EXISTING CONDITIONS.

2 INSTALL NEW CAMERAS. PROVIDE NEW 4 PR UTP CABLING FROM CAMERA TO NEW POE SWITCH IN TELECOM ROOM. REPAIR/ REPLACE SURFACES AFFECTED BY CAMERA EQUIPMENT INSTALLATION TO MATCH SIMILAR/EXISTING CONDITIONS. CONTRACTOR TO REPLACE DAMAGED CEILING TILE AND GRID ASSOCIATED WITH WORK AT NO ADDITIONAL COST TO GOVERNMENT.

3 PROPOSED LOCATION OF NEW CISCO 9300 SWITCH AND PATCH PANEL. VERIFY LOCATION WITH COR AND OIT REPRESENTATIVE.

4 ROUTE MMF FROM TELECOM ROOM TO RACKS IN BUILDING 5 SERVER ROOM.

KEY PLAN
SCALE: NO SCALE

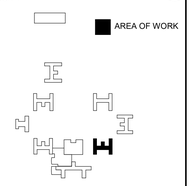

FULLY SPRINKLERED

BID DOCUMENTS

#	Revisions:	Date

CONSULTANTS:

REGISTERED COMMUNICATIONS DISTRIBUTION DESIGNER
Bicsi
JAMES V EZEKIEL
BICSI ID# 290762
EXPIRES 12-31-24
RCDD

NORTH CAROLINA PROFESSIONAL SEAL 36876 ENGINEER CARRETT R. GOSSETT
7/24/2024

PROJECT MANAGER

ACG Project Number 22-215

APOGEE Engineers | Architects

Headquarters:
Apogee Consulting Group, P.A.
1151 Kildaire Farm Road, Suite 120
Cary, North Carolina 27511
www.acg-pa.com 919-858-7420

© COPYRIGHT Apogee Consulting Group, P.A.

Office of Construction and Facilities Management

VA U.S. Department of Veterans Affairs

Drawing Title: BUILDING 9 FIRST FLOOR SECURITY PLAN

Project Title: VIDEO SURVEILLANCE SECURITY YORK

VA PROJECT NUMBER: 626A4-22-104

Building Number: # 9

Location: ALVIN C. YORK CAMPUS, 3400 LEBANON ROAD, MURFREESBORO, TN 37129

Approved

Date: JUNE 13, 2024 | Checked: JVE | Drawn: LAS

Drawing Number: 9.T-102

Dwg 18 of 26

C:\Users\lstarnes\Documents\E-22-215\YVA York-Video Sec Improv-TN_lstarnesCBUMB.rvt
7/23/2024 4:22:40 PM
VA FORM 08-6231

Docusign Envelope ID: B9B77CD2-F0C1-4BAA-8538-6B315B443E44

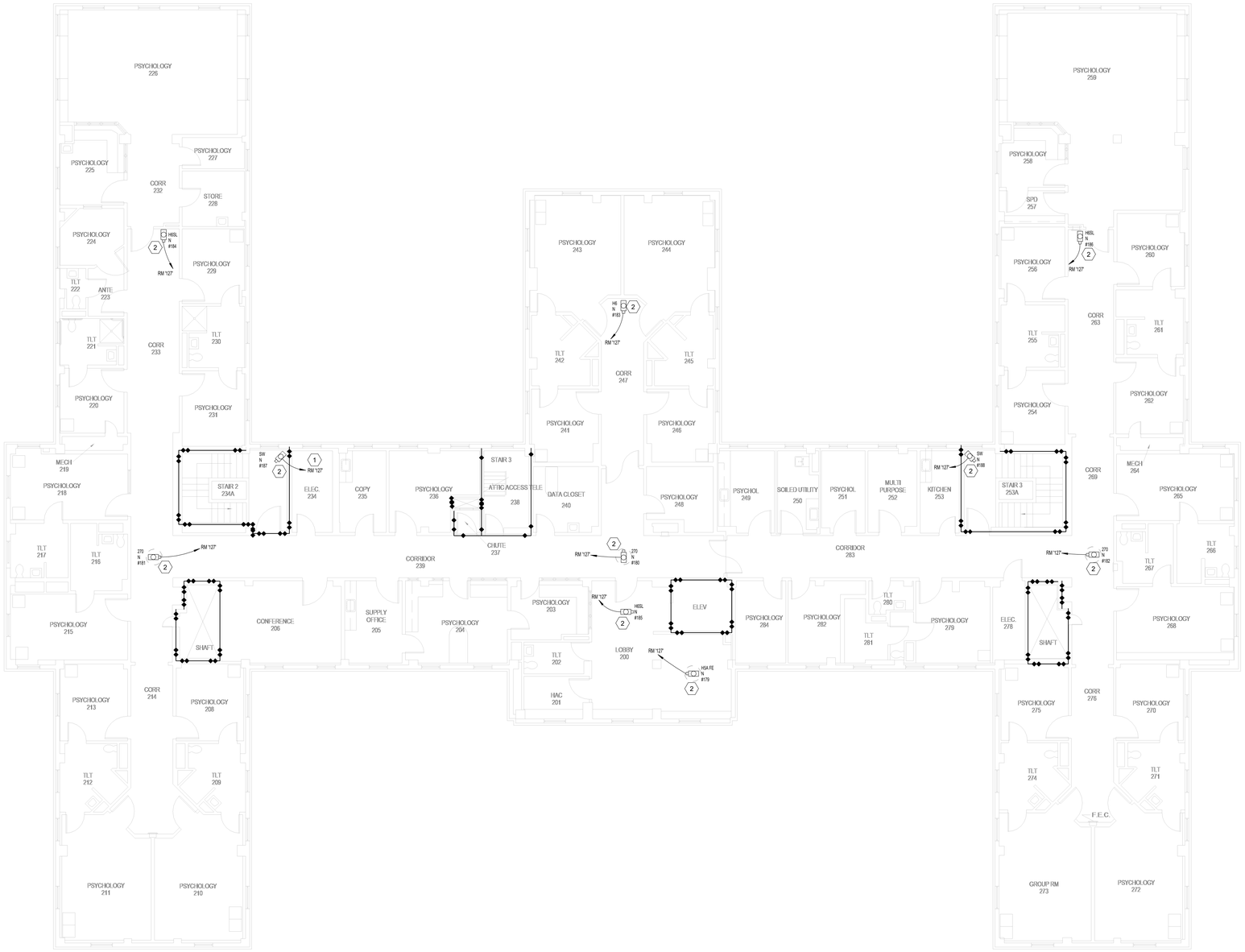

1 BUILDING 9 SECOND FLOOR SECURITY PLAN

Scale: 1/8" = 1'-0"

0 4 8 16

NORTH

SHEET NOTES:

A. REFERENCE SHEET TS101 AND TS102 FOR EXTERIOR CAMERA LOCATIONS.

B. ALL EXISTING CONDITIONS ARE BASED ON THE BEST AVAILABLE INFORMATION AT THE TIME OF SURVEY.

C. NEW CCTV CABLING TO BE RUN ON J-HOOKS 2' OC ABOVE CEILING IN CORRIDORS.

D. ALL CONDUIT SHALL BE 3/4" MINIMUM. ELECTRICAL CONTRACTOR TO SIZE CONDUIT. PER THE MOST CURRENT EDITION OF THE NEC.

E. WHERE LENGTH FROM CAMERA TO RACK EQUIPMENT EXCEEDS 295' (90M) CONTRACTOR SHALL USE FIBER OPTIC CABLE.

F. COORDINATE AND CONFIRM ALL ROUTING WITH COR PRIOR TO ROUGH-IN.

G. SEE SHEET G-100 FOR ICRA MEASURES.

H. USE MOBILE CONTAINMENT CART (6/G-100) ALONG CORRIDORS.

KEY NOTES:

1 ROUTE UTP CABLING DOWN TO TELECOM ROOM.

2 INSTALL NEW CAMERAS. PROVIDE NEW 4 PR UTP CABLING FROM CAMERA TO NEW POE SWITCH IN TELECOM ROOM. REPAIR/ REPLACE SURFACES AFFECTED BY CAMERA EQUIPMENT INSTALLATION TO MATCH SIMILAR/EXISTING CONDITIONS. CONTRACTOR TO REPLACE DAMAGED CEILING TILE AND GRID ASSOCIATED WITH WORK AT NO ADDITIONAL COST TO GOVERNMENT.

KEY PLAN

SCALE: NO SCALE

N

AREA OF WORK

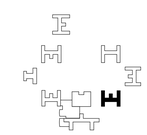

FULLY SPRINKLERED

BID DOCUMENTS

#	Revisions:	Date

CONSULTANTS:

REGISTERED COMMUNICATIONS DISTRIBUTION DESIGNER
Bicsi
JAMES V EZEKIEL
BICSI ID# 290762
EXPIRES 12-31-24
RCDD

NORTH CAROLINA PROFESSIONAL SEAL 36876 ENGINEER GARRETT R. GOSSETT
7/24/2024

PROJECT MANAGER

ACG Project Number 22-215

APOGEE Engineers | Architects

Headquarters:
Apogee Consulting Group, P.A.
1151 Kildaire Farm Road, Suite 120
Cary, North Carolina 27511
www.acg-pa.com 919-858-7420

© COPYRIGHT Apogee Consulting Group, P.A.

Office of Construction and Facilities Management

VA U.S. Department of Veterans Affairs

Drawing Title: BUILDING 9 SECOND FLOOR SECURITY PLAN

Project Title: VIDEO SURVEILLANCE SECURITY YORK

VA PROJECT NUMBER: 626A4-22-104

Building Number: # 9

Location: ALVIN C. YORK CAMPUS, 3400 LEBANON ROAD, MURFREESBORO, TN 37129

Approved:

Date: JUNE 13, 2024 | Checked: JVE | Drawn: LAS

Drawing Number: 9.T-103

Dwg 19 of 26

C:\Users\stamet\Documents\E-22-215Y-VA York-Video Sec Improv-TN_stamet@BUMB.rvt
7/23/2024 4:22:47 PM
VA FORM 08-6231

Docusign Envelope ID: B9B77CD2-F0C1-4BAA-8538-6B315B443E44

SHEET NOTES:

A. ALL EXISTING CONDITIONS ARE BASED ON THE BEST AVAILABLE INFORMATION AT THE TIME OF SURVEY.

B. NEW CCTV CABLING TO BE RUN ON J-HOOKS 2' OC ABOVE CEILING IN CORRIDORS.

C. ALL CONDUIT SHALL BE 3/4" MINIMUM. ELECTRICAL CONTRACTOR TO SIZE CONDUIT. PER THE MOST CURRENT EDITION OF THE NEC.

D. COORDINATE AND CONFIRM ALL ROUTING WITH COR PRIOR TO ROUGH-IN.

E. SEE SHEET G-100 FOR ICRA MEASURES.

KEY NOTES:

1 NEW CAT 6A COPPER CABLE TO OWNER PROVIDED SWITCH LOCATED IN IT ROOM. COORDINATE WITH OIT AND COR.

2 PROVIDE NEW TELECOMMUNICATIONS OUTLET IN POLICE DISPATCH TO SERVE NEW MONITOR WORKSTATION - PC, KEYBOARD, MOUSE INCLUDED. COORDINATE WITH COR AND POLICE FOR PC LOCATION. REFERENCE SHEET T-001 FOR SPECIFICATIONS CONCERNING THE PC BASIS OF DESIGN.

3 NEW TV'S AND MONITORS LOCATED ON WALL. COORDINATE WITH OIT AND COR.

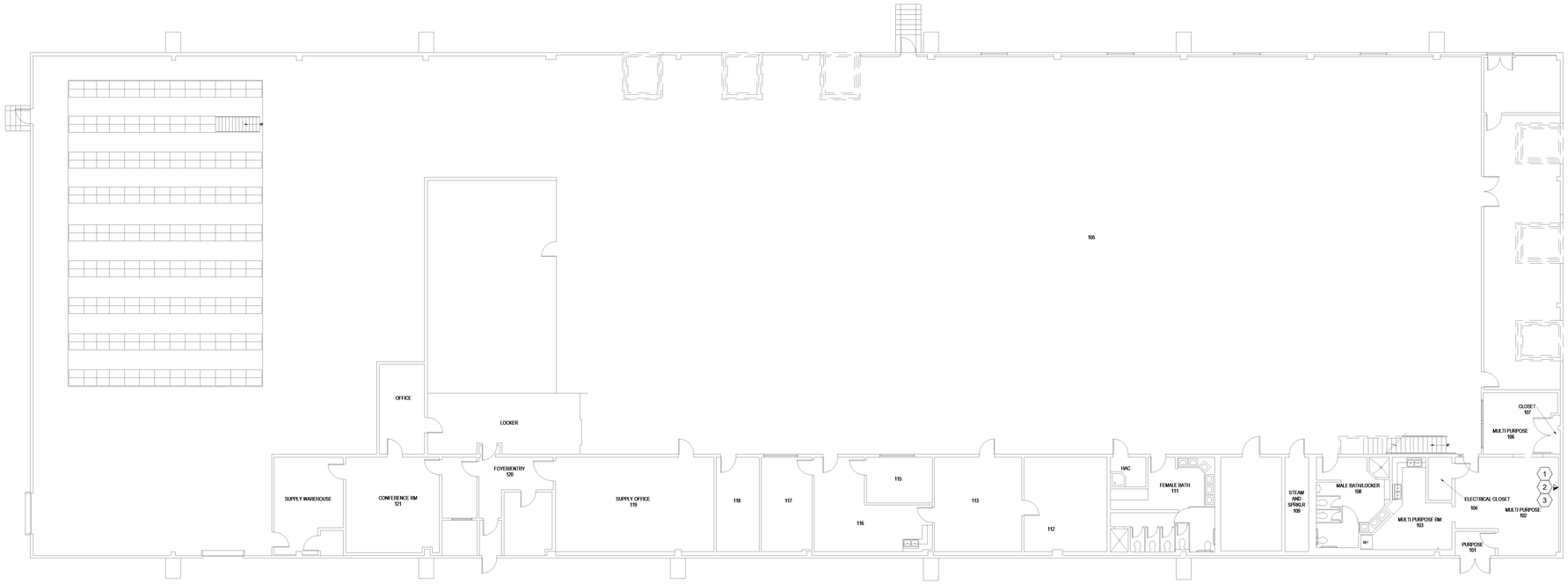

1 BUILDING 112 GROUND FLOOR SECURITY PLAN
Scale: 3/32" = 1'-0"

0 4 8 16 NORTH

KEY PLAN
SCALE: NO SCALE
AREA OF WORK

FULLY SPRINKLERED
BID DOCUMENTS

#	Revisions:	Date

CONSULTANTS:

REGISTERED COMMUNICATIONS DISTRIBUTION DESIGNER
Bicsi
JAMES V EZEKIEL
BICSI ID# 250762
EXPIRES 12-31-24
RCDD

NORTH CAROLINA PROFESSIONAL SEAL 36876 ENGINEER GARRETT R. GOSSETT 7/24/2024

PROJECT MANAGER

ACG Project Number 22-215

APOGEE Engineers | Architects

Headquarters:
Apogee Consulting Group, P.A.
1151 Kildaire Farm Road, Suite 120
Cary, North Carolina 27511
www.acg-pa.com 919-858-7420

© COPYRIGHT Apogee Consulting Group, P.A.

Office of Construction and Facilities Management

VA U.S. Department of Veterans Affairs

Drawing Title: BUILDING 112 GROUND FLOOR SECURITY PLAN

Project Title: VIDEO SURVEILLANCE SECURITY YORK

VA PROJECT NUMBER: 626A4-22-104

Building Number: # 112

Location: ALVIN C. YORK CAMPUS, 3400 LEBANON ROAD, MURFREESBORO, TN 37129

Approved

Date: JUNE 13, 2024 | Checked: JVE | Drawn: LAS

Drawing Number: 112.T-101

Dwg 20 of 26

C:\Users\lstarnes\Documents\E-22-215\VA York-Video Sec Improv-TN_lstarnesCBUMB.rvt
7/23/2024 4:22:49 PM
VA FORM 08-6231

Docusign Envelope ID: B9B77CD2-F0C1-4BAA-8538-6B315B443E44

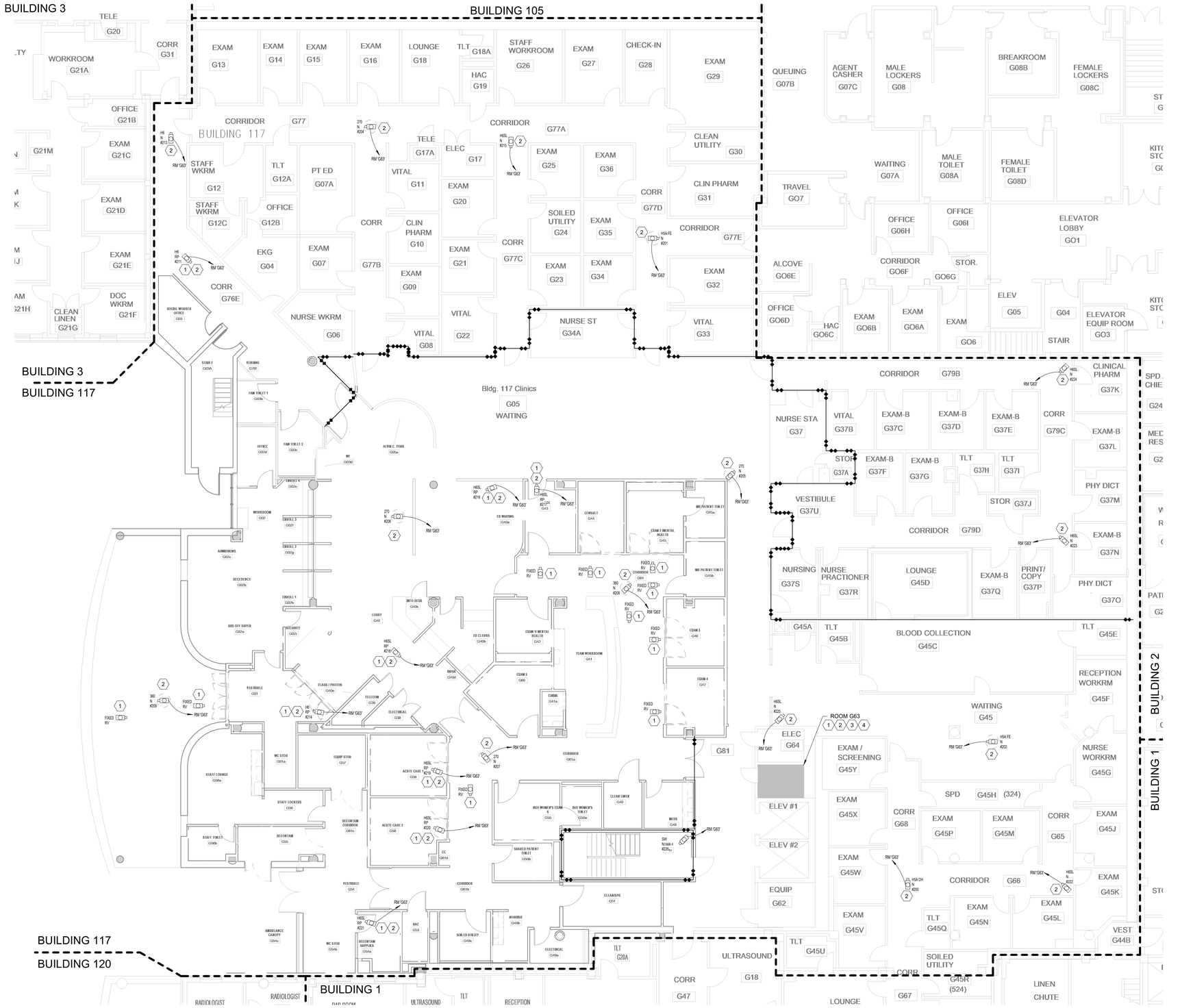
BUILDING 3
BUILDING 105
BUILDING 117
BUILDING 3
BUILDING 117
BUILDING 120
BUILDING 1
BUILDING 2
BUILDING 1
Bldg. 117 Clinics
G05
WAITING
CORRIDOR
G77A
CORRIDOR
G77
CORRIDOR
G79B
CORRIDOR
G79D
CORRIDOR
G77E
CORRIDOR
G06F
CORRIDOR
G76E
CORRIDOR
G06H
CORRIDOR
G06I
CORRIDOR
G06E
CORRIDOR
G06B
CORRIDOR
G06A
CORRIDOR
G06
CORRIDOR
G06D
CORRIDOR
G06C
CORRIDOR
G06G
CORRIDOR
G06G
CORRIDOR
G06F
CORRIDOR
G06H
CORRIDOR
G06I
CORRIDOR
G06E
CORRIDOR
G06B
CORRIDOR
G06A
CORRIDOR
G06
CORRIDOR
G06D
CORRIDOR
G06C