Docusign Envelope ID: B9B77CD2-F0C1-4BAA-8538-6B315B443E44

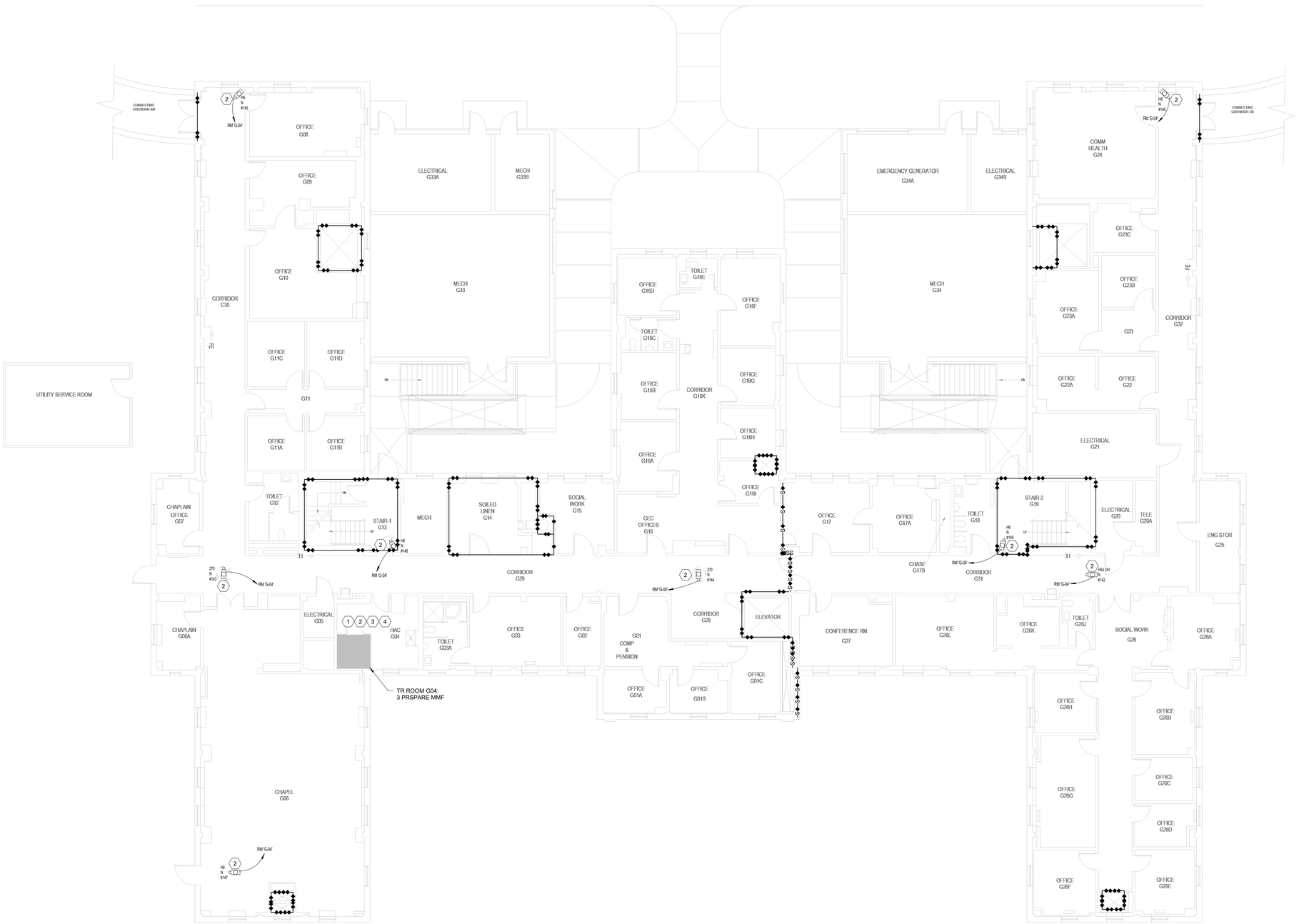

1 BUILDING 8 GROUND FLOOR SECURITY PLAN

Scale: 1/8" = 1'-0"

0 4 8 16

NORTH

SHEET NOTES:

A. REFERENCE SHEET TS101 AND TS102 FOR EXTERIOR CAMERA LOCATIONS.

B. ALL EXISTING CONDITIONS ARE BASED ON THE BEST AVAILABLE INFORMATION AT THE TIME OF SURVEY.

C. NEW CCTV CABLING TO BE RUN ON J-HOOKS 2' OC ABOVE CEILING IN CORRIDORS.

D. ALL CONDUIT SHALL BE 3/4" MINIMUM. ELECTRICAL CONTRACTOR TO SIZE CONDUIT. PER THE MOST CURRENT EDITION OF THE NEC.

E. WHERE LENGTH FROM CAMERA TO RACK EQUIPMENT EXCEEDS 295' (90M) CONTRACTOR SHALL USE FIBER OPTIC CABLE.

F. COORDINATE AND CONFIRM ALL ROUTING WITH COR PRIOR TO ROUGH-IN.

G. SEE SHEET G-100 FOR ICRA MEASURES.

H. USE MOBILE CONTAINMENT CART (6/G-100) ALONG CORRIDORS.

KEY NOTES:

1 REMOVE EXISTING CAMERAS AND CABLING BACK TO SOURCE. REPAIR/REPLACE EXISTING SURFACES AFFECTED BY REMOVAL OF CAMERA EQUIPMENT TO MATCH SIMILAR EXISTING CONDITIONS.

2 INSTALL NEW CAMERAS. PROVIDE NEW 4 PR UTP CABLING FROM CAMERA TO NEW POE SWITCH IN TELECOM ROOM. REPAIR/ REPLACE SURFACES AFFECTED BY CAMERA EQUIPMENT INSTALLATION TO MATCH SIMILAR/EXISTING CONDITIONS. CONTRACTOR TO REPLACE DAMAGED CEILING TILE AND GRID ASSOCIATED WITH WORK AT NO ADDITIONAL COST TO GOVERNMENT.

3 PROPOSED LOCATION OF NEW CISCO 9300 SWITCH AND PATCH PANEL. VERIFY LOCATION WITH COR AND OIT REPRESENTATIVE.

4 ROUTE MMF FROM TELECOM ROOM TO RACKS IN BUILDING 5 SERVER ROOM.

KEY PLAN

SCALE: NO SCALE

AREA OF WORK

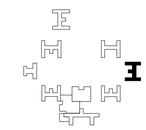

FULLY SPRINKLERED

BID DOCUMENTS

#	Revisions:	Date

CONSULTANTS:

REGISTERED COMMUNICATIONS DISTRIBUTION DESIGNER Bicsi JAMES V EZEKIEL BICSI ID# 290762 EXPIRES 12-31-24 RCDD

NORTH CAROLINA PROFESSIONAL SEAL 36876 ENGINEER GARRETT R. GOODSTEIN 7/24/2024

PROJECT MANAGER

ACG Project Number 22-215

APOGEE Engineers | Architects

Headquarters:
Apogee Consulting Group, P.A.
1151 Kildaire Farm Road, Suite 120
Cary, North Carolina 27511
www.acg-pa.com 919-858-7420

© COPYRIGHT Apogee Consulting Group, P.A.

Office of Construction and Facilities Management

VA U.S. Department of Veterans Affairs

Drawing Title: BUILDING 8 GROUND FLOOR SECURITY PLAN

Location: ALVIN C. YORK CAMPUS, 3400 LEBANON ROAD, MURFREESBORO, TN 37129

Project Title: VIDEO SURVEILLANCE SECURITY YORK

Approved

Date: JUNE 13, 2024 | Checked: JVE | Drawn: LAS

VA PROJECT NUMBER: 626A4-22-104

Building Number: # 8

Drawing Number: 8.T-101

Dwg 14 of 26

C:\Users\stamres\Documents\E-22-215\VA York-Video Sec Improv-TN_stamres\CBUMB.rvt
7/23/2024 4:22:18 PM
VA FORM 08-6231

Docusign Envelope ID: B9B77CD2-F0C1-4BAA-8538-6B315B443E44

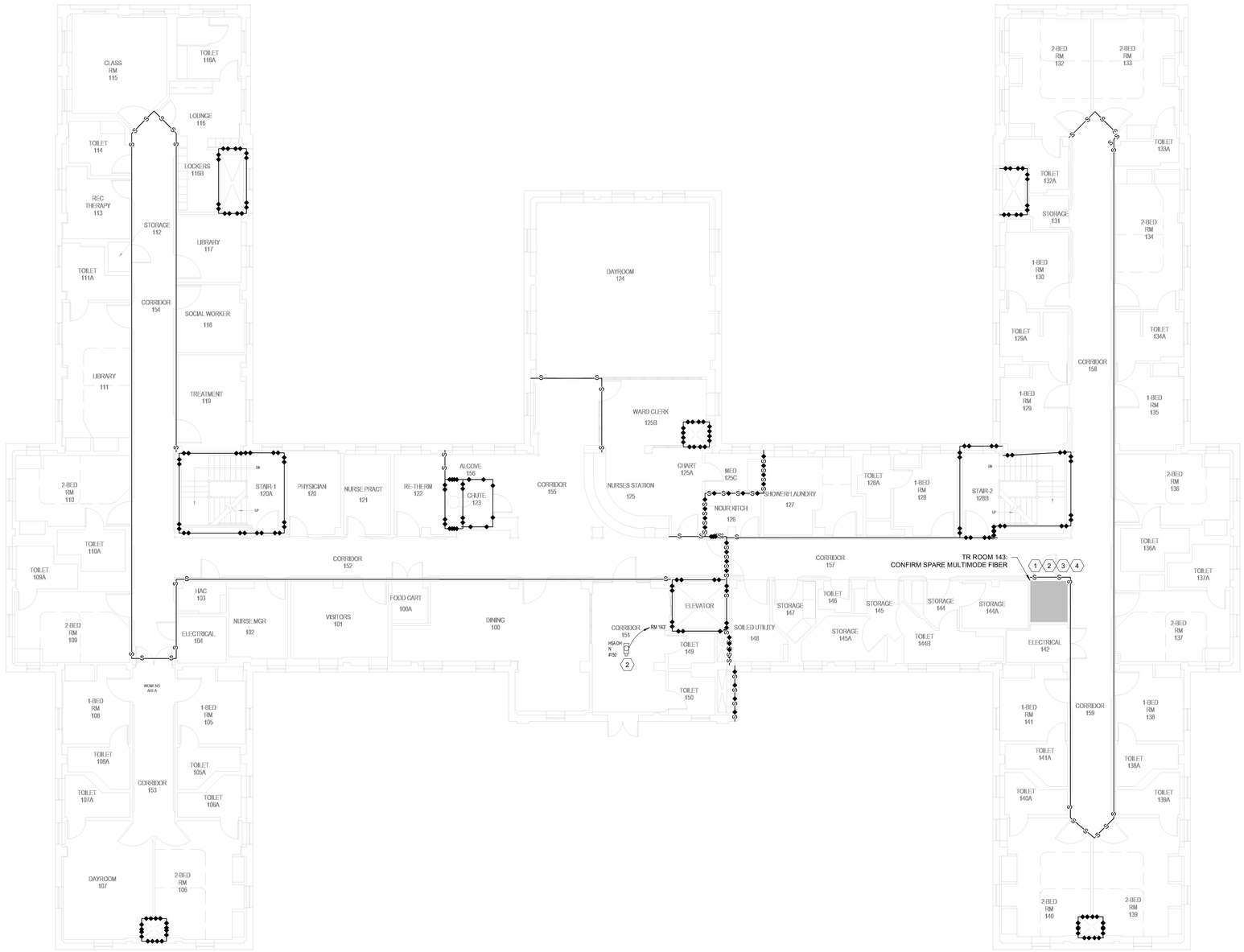

1 BUILDING 8 FIRST FLOOR SECURITY PLAN

Scale: 1/8" = 1'-0"

0 4 8 16

NORTH

SHEET NOTES:

A. REFERENCE SHEET TS101 AND TS102 FOR EXTERIOR CAMERA LOCATIONS.

B. ALL EXISTING CONDITIONS ARE BASED ON THE BEST AVAILABLE INFORMATION AT THE TIME OF SURVEY.

C. NEW CCTV CABLING TO BE RUN ON J-HOOKS 2' OC ABOVE CEILING IN CORRIDORS.

D. ALL CONDUIT SHALL BE 3/4" MINIMUM. ELECTRICAL CONTRACTOR TO SIZE CONDUIT. PER THE MOST CURRENT EDITION OF THE NEC.

E. WHERE LENGTH FROM CAMERA TO RACK EQUIPMENT EXCEEDS 295' (90M) CONTRACTOR SHALL USE FIBER OPTIC CABLE.

F. COORDINATE AND CONFIRM ALL ROUTING WITH COR PRIOR TO ROUGH-IN.

G. SEE SHEET G-100 FOR ICRA MEASURES.

H. USE MOBILE CONTAINMENT CART (6/G-100) ALONG CORRIDORS.

KEY NOTES:

1 REMOVE EXISTING CAMERAS AND CABLING BACK TO SOURCE. REPAIR/REPLACE EXISTING SURFACES AFFECTED BY REMOVAL OF CAMERA EQUIPMENT TO MATCH SIMILAR EXISTING CONDITIONS.

2 INSTALL NEW CAMERAS. PROVIDE NEW 4 PR UTP CABLING FROM CAMERA TO NEW POE SWITCH IN TELECOM ROOM. REPAIR/ REPLACE SURFACES AFFECTED BY CAMERA EQUIPMENT INSTALLATION TO MATCH SIMILAR/EXISTING CONDITIONS. CONTRACTOR TO REPLACE DAMAGED CEILING TILE AND GRID ASSOCIATED WITH WORK AT NO ADDITIONAL COST TO GOVERNMENT.

3 PROPOSED LOCATION OF NEW CISCO 9300 SWITCH AND PATCH PANEL. VERIFY LOCATION WITH COR AND OIT REPRESENTATIVE.

4 ROUTE MMF FROM TELECOM ROOM TO RACKS IN BUILDING 5 SERVER ROOM.

KEY PLAN

SCALE: NO SCALE

AREA OF WORK

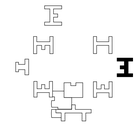

FULLY SPRINKLERED

BID DOCUMENTS

#	Revisions:	Date

CONSULTANTS:

REGISTERED COMMUNICATIONS DISTRIBUTION DESIGNER Bicsi JAMES V EZEKIEL BICSI ID# 250762 EXPIRES 12-31-24 • RCDD •

NORTH CAROLINA PROFESSIONAL SEAL 36876 ENGINEER GARRETT R. GOSSETT 7/24/2024

PROJECT MANAGER

ACG Project Number 22-215

APOGEE Engineers | Architects

© COPYRIGHT Apogee Consulting Group, P.A.

Headquarters:
Apogee Consulting Group, P.A.
1151 Kildaire Farm Road, Suite 120
Cary, North Carolina 27511
www.acg-pa.com 919-858-7420

Office of Construction and Facilities Management

VA U.S. Department of Veterans Affairs

Drawing Title: BUILDING 8 FIRST FLOOR SECURITY PLAN

Project Title: VIDEO SURVEILLANCE SECURITY YORK

VA PROJECT NUMBER: 626A4-22-104

Building Number: # 8

Location: ALVIN C. YORK CAMPUS, 3400 LEBANON ROAD, MURFREESBORO, TN 37129

Approved

Date: JUNE 13, 2024 | Checked: JVE | Drawn: LAS

Drawing Number: 8.T-102

Dwg 15 of 26

C:\Users\lstarnes\Documents\E-22-215Y-VA York Video Sec Improv-TN_lstarnesCBUMB.rvt
7/23/2024 4:22:25 PM
VA FORM 08-6231

Docusign Envelope ID: B9B77CD2-F0C1-4BAA-8538-6B315B443E44

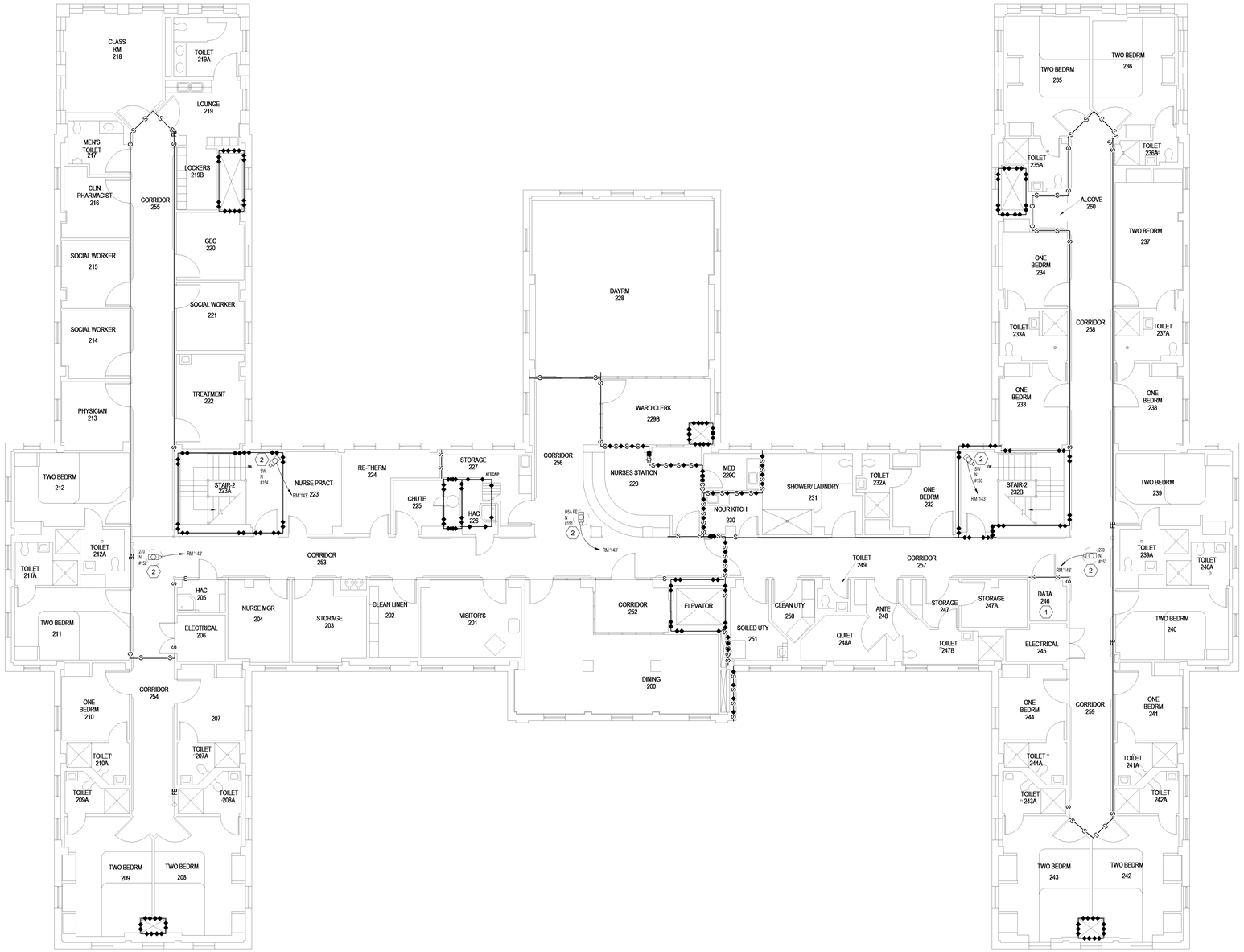

1 **BUILDING 8 SECOND FLOOR SECURITY PLAN**
Scale: 1/8" = 1'-0"

0 4 8 16

SHEET NOTES:

A. REFERENCE SHEET TS101 AND TS102 FOR EXTERIOR CAMERA LOCATIONS.

B. ALL EXISTING CONDITIONS ARE BASED ON THE BEST AVAILABLE INFORMATION AT THE TIME OF SURVEY.

C. NEW CCTV CABLING TO BE RUN ON J-HOOKS 2' OC ABOVE CEILING IN CORRIDORS.

D. ALL CONDUIT SHALL BE 3/4" MINIMUM. EC TO ELECTRICAL CONTRACTOR TO SIZE CONDUIT PER THE MOST CURRENT EDITION OF THE NEC.

E. WHERE LENGTH FROM CAMERA TO RACK EQUIPMENT EXCEEDS 295' (90M) CONTRACTOR SHALL USE FIBER OPTIC CABLE.

F. COORDINATE AND CONFIRM ALL ROUTING WITH COR PRIOR TO ROUGH-IN.

G. SEE SHEET G-100 FOR ICRA MEASURES. ↓ THIS SHEET ARE SHOWN IN HALF TOWN. NEW
H. USE MOBILE CONTAINMENT CART (6/G-100) ↓Y. ALONG CORRIDORS.

KEY NOTES:

1 ROUTE UTP CABLING DOWN TO TELECOM ROOM.

2 INSTALL NEW CAMERAS. PROVIDE NEW 4 PR UTP CABLING FROM CAMERA TO NEW POE SWITCH IN TELECOM ROOM. REPAIR/ REPLACE SURFACES AFFECTED BY CAMERA EQUIPMENT INSTALLATION TO MATCH SIMILAR/EXISTING CONDITIONS. CONTRACTOR TO REPLACE DAMAGED CEILING TILE AND GRID ASSOCIATED WITH WORK AT NO ADDITIONAL COST TO GOVERNMENT.

KEY PLAN

SCALE: NO SCALE

AREA OF WORK

FULLY SPRINKLERED

BID DOCUMENTS

#	Revisions:	Date

CONSULTANTS:

REGISTERED COMMUNICATIONS DISTRIBUTION DESIGNER
Bicsi
JAMES V EZEKIEL
BICSI ID# 250762
EXPIRES 12-31-24
RCDD

NORTH CAROLINA PROFESSIONAL SEAL 36876 ENGINEER DARREL R. GOODETT
7/24/2024

PROJECT MANAGER

ACG Project Number 22-215

APOGEE Engineers | Architects

Headquarters:
Apogee Consulting Group, P.A.
1151 Kildaire Farm Road, Suite 120
Cary, North Carolina 27511

www.acg-pa.com 919-858-7420

© COPYRIGHT Apogee Consulting Group, P.A.

Office of Construction and Facilities Management

VA U.S. Department of Veterans Affairs

Drawing Title: BUILDING 8 SECOND FLOOR SECURITY PLAN

Location: ALVIN C. YORK CAMPUS
3400 LEBANON ROAD
MURFREESBORO, TN 37129

Project Title: VIDEO SURVEILLANCE SECURITY YORK

Approved

Date: JUNE 13, 2024 | Checked: JVE | Drawn: LAS

VA PROJECT NUMBER 626A4-22-104

Building Number # 8

Drawing Number 8.T-103

Dwg 16 of 26

7/23/2024 4:22:32 PM C:\Users\lstarnes\Documents\E-22-215Y-VA York-Video Sec Improv-TN_lstarnesCBUMB.rvt

VA FORM 08-6231

Docusign Envelope ID: B9B77CD2-F0C1-4BAA-8538-6B315B443E44

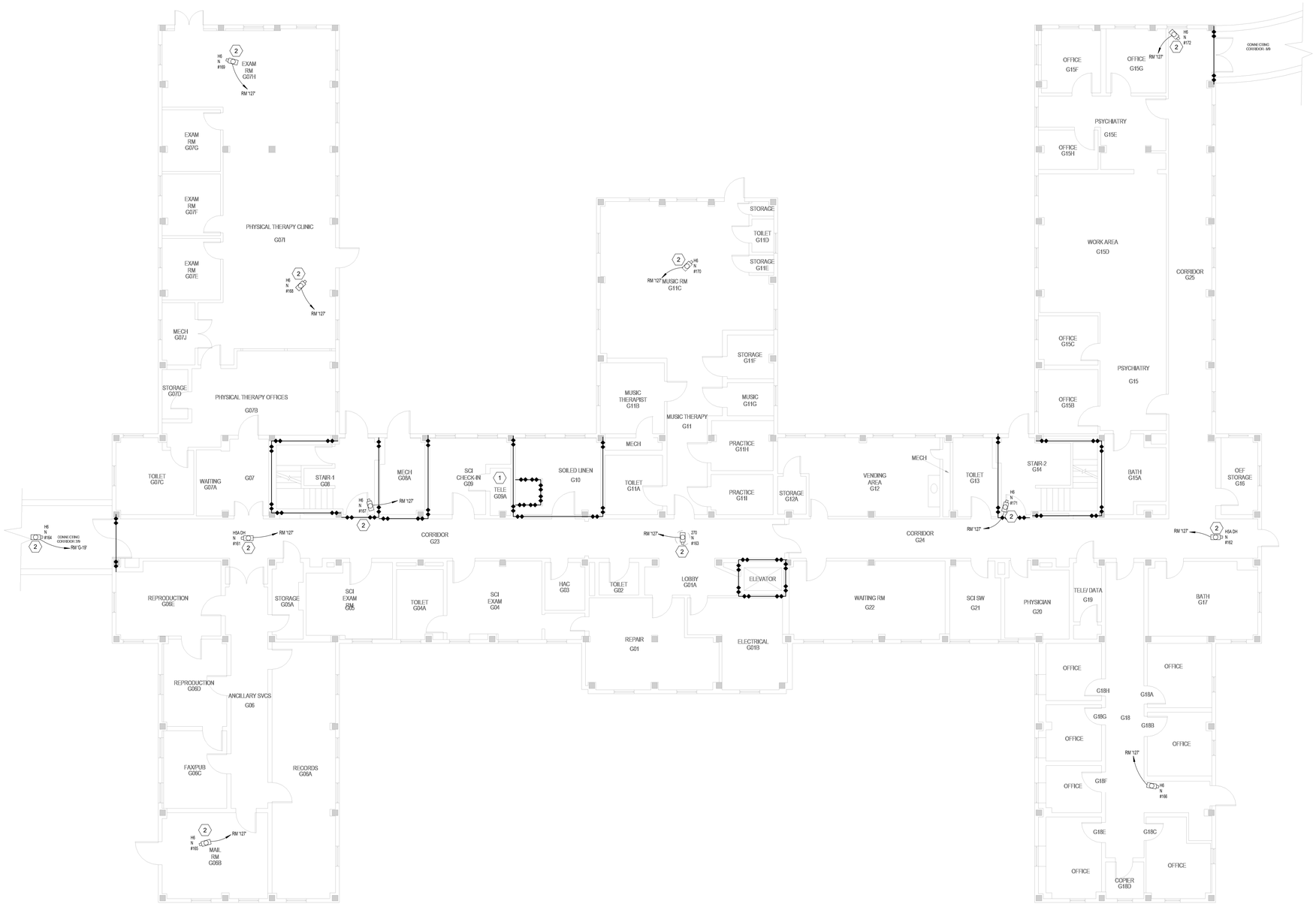

1 **BUILDING 9 GROUND FLOOR SECURITY PLAN**
Scale: 1/8" = 1'-0"

SHEET NOTES:

A. REFERENCE SHEET TS101 AND TS102 FOR EXTERIOR CAMERA LOCATIONS.

B. ALL EXISTING CONDITIONS ARE BASED ON THE BEST AVAILABLE INFORMATION AT THE TIME OF SURVEY.

C. NEW CCTV CABLING TO BE RUN ON J-HOOKS 2' OC ABOVE CEILING IN CORRIDORS.

D. ALL CONDUIT SHALL BE 3/4" MINIMUM. ELECTRICAL CONTRACTOR TO SIZE CONDUIT. PER THE MOST CURRENT EDITION OF THE NEC.

E. WHERE LENGTH FROM CAMERA TO RACK EQUIPMENT EXCEEDS 295' (90M) CONTRACTOR SHALL USE FIBER OPTIC CABLE.

F. COORDINATE AND CONFIRM ALL ROUTING WITH COR PRIOR TO ROUGH-IN.

G. SEE SHEET G-100 FOR ICRA MEASURES.

H. USE MOBILE CONTAINMENT CART (6/G-100) ALONG CORRIDORS.

KEY NOTES:

1 ROUTE UTP CABLING UP TO TELECOM ROOM ABOVE.

2 INSTALL NEW CAMERAS. PROVIDE NEW 4 PR UTP CABLING FROM CAMERA TO NEW POE SWITCH IN TELECOM ROOM. REPAIR/ REPLACE SURFACES AFFECTED BY CAMERA EQUIPMENT INSTALLATION TO MATCH SIMILAR/EXISTING CONDITIONS. CONTRACTOR TO REPLACE DAMAGED CEILING TILE AND GRID ASSOCIATED WITH WORK AT NO ADDITIONAL COST TO GOVERNMENT.

KEY PLAN
SCALE: NO SCALE

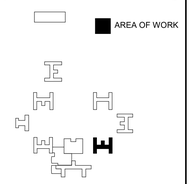

FULLY SPRINKLERED
BID DOCUMENTS

#	Revisions:	Date

CONSULTANTS:

REGISTERED COMMUNICATIONS DISTRIBUTION DESIGNER
Bicsi
JAMES V EZEKIEL
BICSI ID# 250762
EXPIRES 12-31-24
RCDD

NORTH CAROLINA PROFESSIONAL SEAL 36876 ENGINEER GARRETT R. GOSSETT
7/24/2024

PROJECT MANAGER
ACG Project Number 22-215

APOGEE Engineers | Architects
© COPYRIGHT Apogee Consulting Group, P.A.

Headquarters:
Apogee Consulting Group, P.A.
1151 Kildaire Farm Road, Suite 120
Cary, North Carolina 27511
www.acg-pa.com 919-858-7420

Office of Construction and Facilities Management
VA U.S. Department of Veterans Affairs

Drawing Title: BUILDING 9 GROUND FLOOR SECURITY PLAN

Project Title: VIDEO SURVEILLANCE SECURITY YORK

VA PROJECT NUMBER: 626A4-22-104

Building Number: # 9

Location: ALVIN C. YORK CAMPUS
3400 LEBANON ROAD
MURFREESBORO, TN 37129

Approved

Date: JUNE 13, 2024 | Checked: JVE | Drawn: LAS

Drawing Number: 9.T-101

Dwg 17 of 26

C:\Users\lstarnes\Documents\E-22-215\VA York-Video Sec Improv-TN_lstarnesCBUMB.rvt
7/23/2024 4:22:37 PM
VA FORM 08-6231