Docusign Envelope ID: B9B77CD2-F0C1-4BAA-8538-6B315B443E44

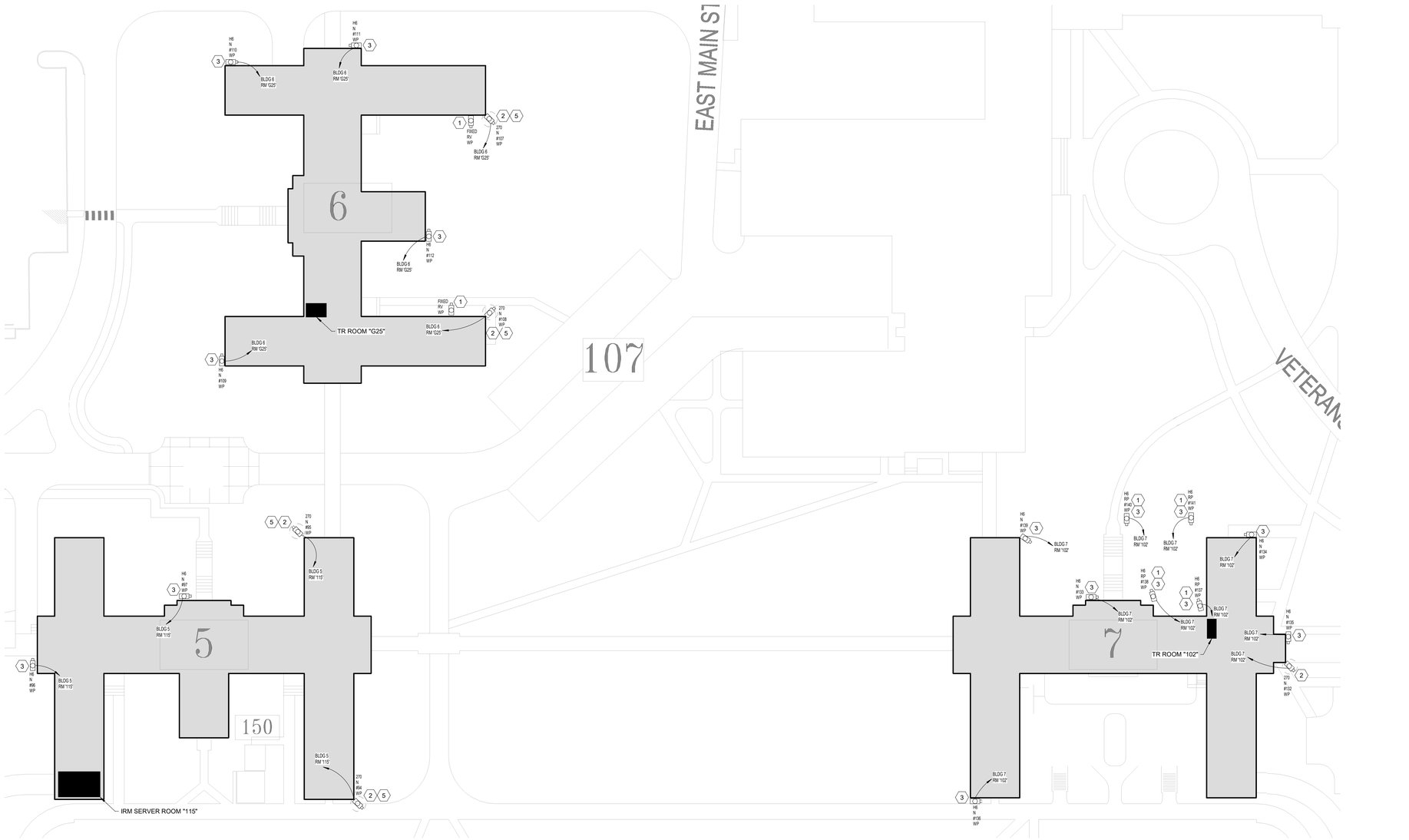

1 SITE PLAN - MURFREESBORO VAMC - NORTH
Scale: 1" = 110'-0"

SHEET NOTES:

A. DEMOLISH CAMERAS AS NOTED (SEE CAMERA ABBREVIATIONS). REMOVE CABLING AND CONDUIT BACK TO SOURCE. PATCH/REPAIR AND PAINT SURFACES AFFECTED BY DEMOLITION TO MATCH SURROUNDING AREA. REPLACE ANY CEILING TILES DAMAGED OR BROKEN DURING DEMOLITION AT NO ADDITIONAL COST TO THE VA.

B. PROVIDE AND INSTALL NEW CAMERAS AS NOTED (SEE CAMERA ABBREVIATIONS). RUN NEW 4 PR UTP TO CCTV EQUIPMENT IN DESIGNATED IT ROOM.

C. REMOVE AND REPLACE CAMERAS AS NOTED (SEE CAMERA ABBREVIATIONS). RUN NEW 4 PR UTP TO CCTV EQUIPMENT IN DESIGNATED IT ROOM.

D. CCTV SERVICES ARE TO REMAIN ACTIVE OUTISIDE AREAS UNDER ACTIVE CONSTRUCTION AT ALL TIMES. FIELD VERIFY CIRCUITS SHOWN AND RETAIN SERVICES TO ALL DEVICES AND/OR SYSTEMS DURING DEMOLITION AND REMODEL OF THE RESPECTIVE AREAS.

E. ALL EXISTING CONDITIONS AND DEVICES ARE BASED ON THE BEST AVAILABLE INFORMATION AT THE TIME OF SURVEY AND VISUAL INSPECTION. VERIFY EXISTING CONDITIONS IN FIELD.

F. NEW CCTV CABLING TO BE RUN ON J-HOOKS 2' OC ABOVE CEILING IN CORRIDORS.

G. ALL CONDUIT SECURITY JUNCTION BOXES AND RACEWAY PROVIDED BY ELECTRICAL CONTRACTOR UNO. ALL CONDUIT SHALL BE 3/4" MINIMUM. ELECTRICAL CONTRACTOR TO SIZE CONDUIT PER THE MOST CURRENT EDITION OF THE NEC.

H. ALL EXPOSED BOXES AND PANELS MOUNTED ON OR IN THE EXTERIOR WALLS SHALL BE WEATHERPROOF AND RAIN-TIGHT.

I. WHERE LENGTH FROM CAMERA TO RACK EQUIPMENT EXCEEDS 295' (90M) CONTRACTOR SHALL USE FIBER OPTIC CABLE.

J. ALL CAMERAS AND EQUIPMENT THAT IS REMOVED SHALL BE TURNED OVER TO THE POLICE DEPARTMENT. COORDINATE WITH COR.

K. ALL EXTERIOR CAMERAS TO BE WEATHERPROOF.

M. ALL EXTERIOR 270 DEGREE CAMERAS TO BE MOUNTED DIRECTLY ON THE CORNERS OF THE BUILDINGS.

N. CONTRACTOR SHALL PLAN PENETRATIONS AND CONDUIT RUNS FROM EXTERIOR CAMERAS INTO THE BUILDINGS SO AS TO MINIMIZE THE CHANGES TO THE BUILDINGS EXTERIOR AND WILL MINIMIZE THE NECESSARY CONDUIT RUNS ON THE EXTERIOR OF THE BUILDING.

O. COORDINATE EXTERIOR CAMERA MOUNTING HEIGHT WITH THE INTERIOR CEILING HEIGHT TO MINIMIZE EXTERIOR CONDUIT RUNS. REUSE EXISTING CONDUIT RUNS AND BUILDING PENETRATIONS WHEN POSSIBLE.

P. COORDINATE ALL NEW CAMERA LOCATIONS WITH COR PRIOR TO ROUGH-IN.

Q. ALL CONDUIT RUNS ON THE EXTERIOR OF THE BUILDING SHALL BE PAINTED TO MATCH THE BUILDING COLOR PRIOR TO ROUGH-IN.

(#) KEY NOTES:

1 EXISTING CAMERA APPROXIMATELY 12 FEET AFG TO BE REMOVED AND REPLACED WITH NEW CAMERA.
2 PROVIDE CORNER MOUNT BRACKET.
3 PROVIDE FLAT WALL BRACKET.
5 LENS OF MULTISENSOR CAMERA TO BE DIRECTED TO COVER ENTRANCE OF BUILDING.

FULLY SPRINKLERED

BID DOCUMENTS

#	Revisions:	Date

CONSULTANTS:

BICSI REGISTERED COMMUNICATIONS DISTRIBUTION DESIGNER — BICSI — JAMES V EZEKIEL — BICSI ID# 250762 — EXPIRES 12-31-24 — RCDD

NORTH CAROLINA PROFESSIONAL SEAL 36876 ENGINEER GARRETT R. GOSSETT 7/24/2024

PROJECT MANAGER

ACG Project Number 22-215

APOGEE Engineers | Architects

Headquarters:
Apogee Consulting Group, P.A.
1151 Kildaire Farm Road, Suite 120
Cary, North Carolina 27511
www.acg-pa.com 919-858-7420

© COPYRIGHT Apogee Consulting Group, P.A.

Office of Construction and Facilities Management

VA U.S. Department of Veterans Affairs

Drawing Title: TECHNOLOGY SITE PLAN

Location: ALVIN C. YORK CAMPUS 3400 LEBANON ROAD MURFREESBORO, TN 37129

Project Title: VIDEO SURVEILLANCE SECURITY YORK

VA PROJECT NUMBER: 626A4-22-104

Building Number: #

Approved:

Date: JUNE 13, 2024 | Checked: JVE | Drawn: LAS

Drawing Number: TS101

Dwg 2 of 26

C:\Users\lstamm\Documents\E-22-215\Y-VA York-Video Sec Improv-TN_lstammCBUMB.rvt
7/23/2024 4:20:11 PM
VA FORM 08-6231

Docusign Envelope ID: B9B77CD2-F0C1-4BAA-8538-6B315B443E44

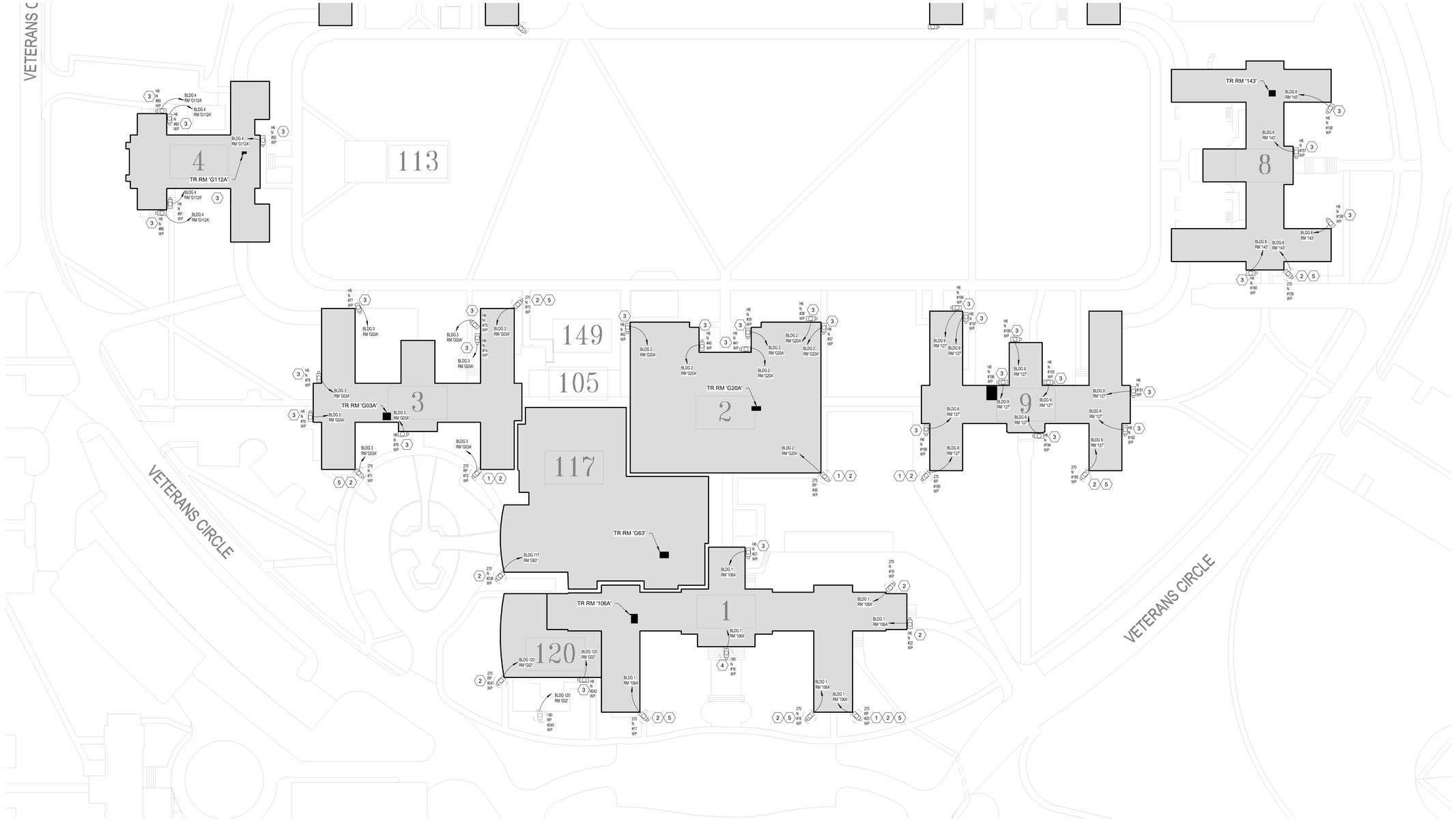

1 SITE PLAN - MURFREESBORO VAMC - SOUTH

Scale: 1" = 110'-0"

0 15 30 60

NORTH

SHEET NOTES:

A. DEMOLISH CAMERAS AS NOTED (SEE CAMERA ABBREVIATIONS). REMOVE CABLING AND CONDUIT BACK TO SOURCE. PATCH/REPAIR AND PAINT SURFACES AFFECTED BY DEMOLITION TO MATCH SURROUNDING AREA. REPLACE ANY CEILING TILES DAMAGED OR BROKEN DURING DEMOLITION AT NO ADDITIONAL COST TO THE VA.

B. PROVIDE AND INSTALL NEW CAMERAS AS NOTED (SEE CAMERA ABBREVIATIONS). RUN NEW 4 PR UTP TO CCTV EQUIPMENT IN DESIGNATED IT ROOM.

C. REMOVE AND REPLACE CAMERAS AS NOTED (SEE CAMERA ABBREVIATIONS). RUN NEW 4 PR UTP TO CCTV EQUIPMENT IN DESIGNATED IT ROOM.

D. CCTV SERVICES ARE TO REMAIN ACTIVE OUTISIDE AREAS UNDER ACTIVE CONSTRUCTION AT ALL TIMES. FIELD VERIFY CIRCUITS SHOWN AND RETAIN SERVICES TO ALL DEVICES AND/OR SYSTEMS DURING DEMOLITION AND REMODEL OF THE RESPECTIVE AREAS.

E. ALL EXISTING CONDITIONS AND DEVICES ARE BASED ON THE BEST AVAILABLE INFORMATION AT THE TIME OF SURVEY AND VISUAL INSPECTION. VERIFY EXISTING CONDITIONS IN FIELD.

F. NEW CCTV CABLING TO BE RUN ON J-HOOKS 2' OC ABOVE CEILING IN CORRIDORS.

G. ALL CONDUIT SECURITY JUNCTION BOXES AND RACEWAY PROVIDED BY ELECTRICAL CONTRACTOR UNO. ALL CONDUIT SHALL BE 3/4" MINIMUM. ELECTRICAL CONTRACTOR TO SIZE CONDUIT PER THE MOST CURRENT EDITION OF THE NEC.

H. ALL EXPOSED BOXES AND PANELS MOUNTED ON OR IN THE EXTERIOR WALLS SHALL BE WEATHERPROOF AND RAIN-TIGHT.

I. WHERE LENGTH FROM CAMERA TO RACK EQUIPMENT EXCEED 295' (90M) CONTRACTOR SHALL USE FIBER OPTIC CABLE.

J. ALL CAMERAS AND EQUIPMENT THAT IS REMOVED SHALL BE TURNED OVER TO THE POLICE DEPARTMENT. COORDINATE WITH COR.

K. ALL EXTERIOR CAMERAS TO BE WEATHERPROOF.

M. ALL EXTERIOR 270 DEGREE CAMERAS TO BE MOUNTED DIRECTLY ON THE CORNERS OF THE BUILDINGS.

N. CONTRACTOR SHALL PLAN PENETRATIONS AND CONDUIT RUNS FROM EXTERIOR CAMERAS INTO THE BUILDINGS SO AS TO MINIMIZE THE CHANGES TO THE BUILDINGS EXTERIOR AND WILL MINIMIZE THE NECESSARY CONDUIT RUNS ON THE EXTERIOR OF THE BUILDING.

O. COORDINATE EXTERIOR CAMERA MOUNTING HEIGHT WITH THE INTERIOR CEILING HEIGHT TO MINIMIZE EXTERIOR CONDUIT RUNS. REUSE EXISTING CONDUIT RUNS AND BUILDING PENETRATIONS WHEN POSSIBLE.

P. COORDINATE ALL NEW CAMERA LOCATIONS WITH COR PRIOR TO ROUGH-IN.

Q. ALL CONDUIT RUNS ON THE EXTERIOR OF THE BUILDING SHALL BE PAINTED TO MATCH THE BUILDING COLOR PRIOR TO ROUGH-IN.

(#) KEY NOTES:

1 EXISTING CAMERA APPROXIMATELY 12 FEET AFG TO BE REMOVED AND REPLACED WITH NEW CAMERA.
2 PROVIDE CORNER MOUNT BRACKET.
3 PROVIDE FLAT WALL BRACKET.
4 REPLACE CAMERA AT ENTRANCE UNDER OVERHANG.
5 LENS OF MULTISENSOR CAMERA TO BE DIRECTED TO COVER ENTRANCE OF BUILDING.

FULLY SPRINKLERED

BID DOCUMENTS

#	Revisions:	Date

CONSULTANTS:

JAMES V EZEKIEL
BICSI ID# 290762
EXPIRES 12-31-24

SEAL 36876 REGISTERED ENGINEER GARRETT R. GOSSETT 7/24/2024

PROJECT MANAGER

ACG Project Number 22-215

APOGEE Engineers | Architects
Headquarters:
Apogee Consulting Group, P.A.
1151 Kildaire Farm Road, Suite 120
Cary, North Carolina 27511
www.acg-pa.com 919-858-7420

© COPYRIGHT Apogee Consulting Group, P.A.

Office of Construction and Facilities Management

VA U.S. Department of Veterans Affairs

Drawing Title: TECHNOLOGY SITE PLAN

Location: ALVIN C. YORK CAMPUS 3400 LEBANON ROAD MURFREESBORO, TN 37129

Project Title: VIDEO SURVEILLANCE SECURITY YORK

VA PROJECT NUMBER: 626A4-22-104

Building Number: #

Approved:

Date: JUNE 13, 2024 | Checked: JVE | Drawn: LAS

Drawing Number: TS102

Dwg 3 of 26

C:\Users\lastamet\Documents\E-22-215\Y-VA York-Video Sec Improv-TN_lastametCBUMB.rvt
7/23/2024 4:20:48 PM
VA FORM 08-6231

Docusign Envelope ID: B9B77CD2-F0C1-4BAA-8538-6B315B443E44

SHEET NOTES:

A. REFERENCE SHEET TS101 AND TS102 FOR EXTERIOR CAMERA LOCATIONS.

B. ALL EXISTING CONDITIONS ARE BASED ON THE BEST AVAILABLE INFORMATION AT THE TIME OF SURVEY.

C. NEW CCTV CABLING TO BE RUN ON J-HOOKS 2' OC ABOVE CEILING IN CORRIDORS.

D. ALL CONDUIT SHALL BE 3/4" MINIMUM. ELECTRICAL CONTRACTOR TO SIZE CONDUIT. PER THE MOST CURRENT EDITION OF THE NEC.

E. WHERE LENGTH FROM CAMERA TO RACK EQUIPMENT EXCEEDS 295' (90M) CONTRACTOR SHALL USE FIBER OPTIC CABLE.

F. COORDINATE AND CONFIRM ALL ROUTING WITH COR PRIOR TO ROUGH-IN.

G. SEE SHEET G-100 FOR ICRA MEASURES.

H. USE MOBILE CONTAINMENT CART (6/G-100) ALONG CORRIDORS.

KEY NOTES:

1 ROUTE UTP CABLING UP TO TELECOM ROOM ABOVE.

2 INSTALL NEW CAMERAS. PROVIDE NEW 4 PR UTP CABLING FROM CAMERA TO NEW POE SWITCH IN TELECOM ROOM. REPAIR/ REPLACE SURFACES AFFECTED BY CAMERA EQUIPMENT INSTALLATION TO MATCH SIMILAR/EXISTING CONDITIONS. CONTRACTOR TO REPLACE DAMAGED CEILING TILE AND GRID ASSOCIATED WITH WORK AT NO ADDITIONAL COST TO GOVERNMENT.

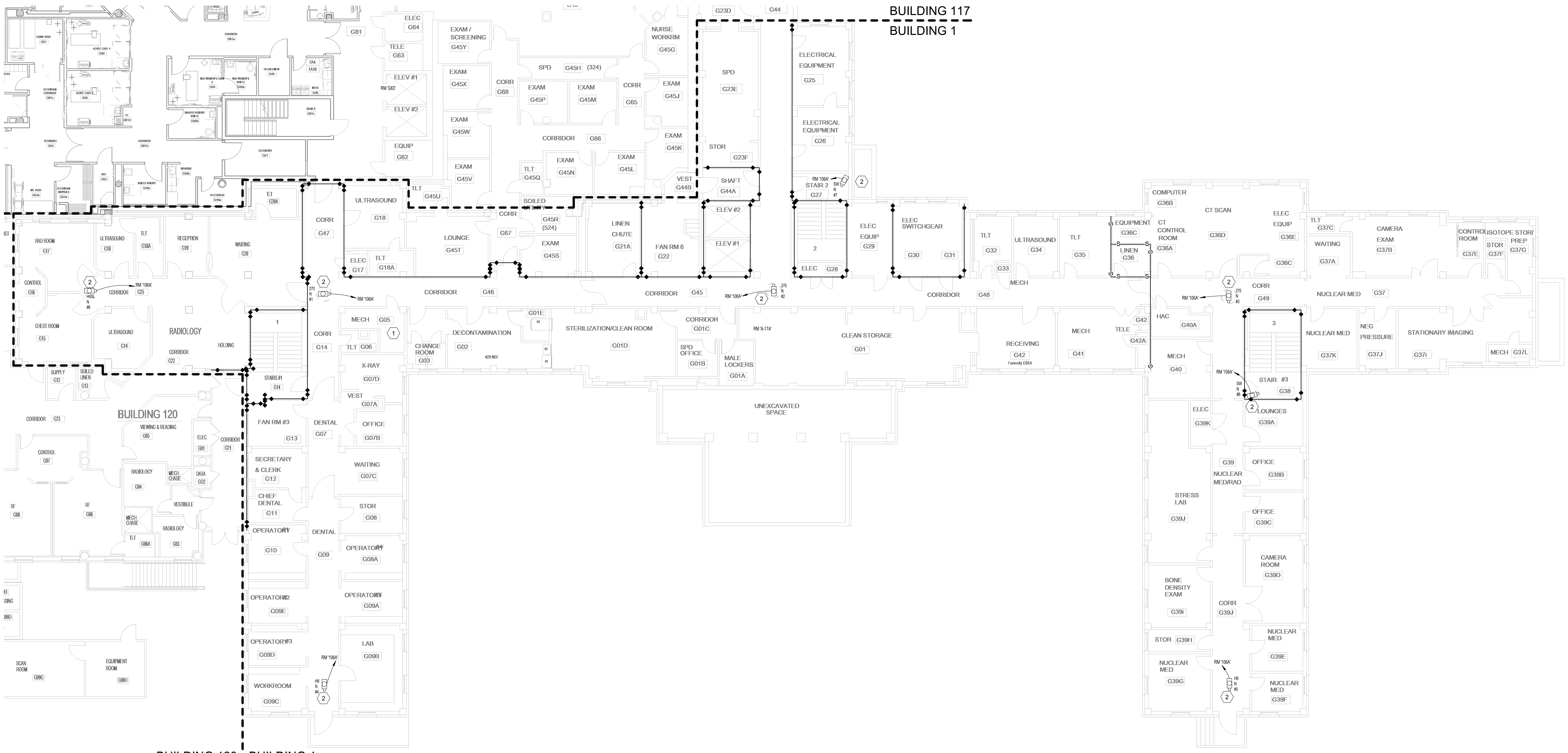

1 BUILDING 1 GROUND FLOOR SECURITY PLAN
Scale: 3/32" = 1'-0"

KEY PLAN
SCALE: NO SCALE

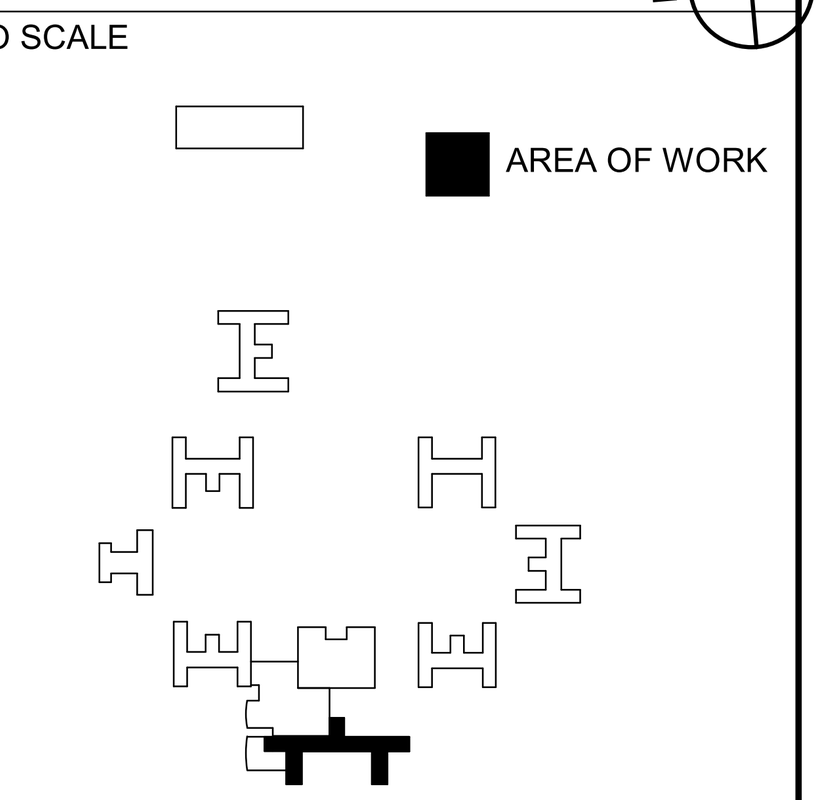

FULLY SPRINKLERED

BID DOCUMENTS

#	Revisions:	Date

CONSULTANTS:

Bicsi — REGISTERED COMMUNICATIONS DISTRIBUTION DESIGNER — JAMES V EZEKIEL — BICSI ID# 290762 — EXPIRES 12-31-24 — RCDD

NORTH CAROLINA PROFESSIONAL ENGINEER — SEAL 36876 — GARRETT R. GOSSETT — 7/24/2024

PROJECT MANAGER — ACG Project Number 22-215

APOGEE Engineers | Architects
Headquarters:
Apogee Consulting Group, P.A.
1151 Kildaire Farm Road, Suite 120
Cary, North Carolina 27511
www.acg-pa.com 919-858-7420

© COPYRIGHT Apogee Consulting Group, P.A.

Office of Construction and Facilities Management
VA U.S. Department of Veterans Affairs

Drawing Title	Project Title	VA PROJECT NUMBER
BUILDING 1 GROUND FLOOR SECURITY PLAN	VIDEO SURVEILLANCE SECURITY YORK	626A4-22-104
		Building Number: # 1
Location: ALVIN C. YORK CAMPUS, 3400 LEBANON ROAD, MURFREESBORO, TN 37129	Approved:	Drawing Number: 1.T-101
	Date: JUNE 13, 2024 / Checked: JVE / Drawn: LAS	Dwg 4 of 26

C:\Users\lstarnes\Documents\E-22-215Y-VA York-Video Sec Improv-TN_lstarnesCBUMB.rvt
7/23/2024 4:20:55 PM
VA FORM 08-6231

Docusign Envelope ID: B9B77CD2-F0C1-4BAA-8538-6B315B443E44

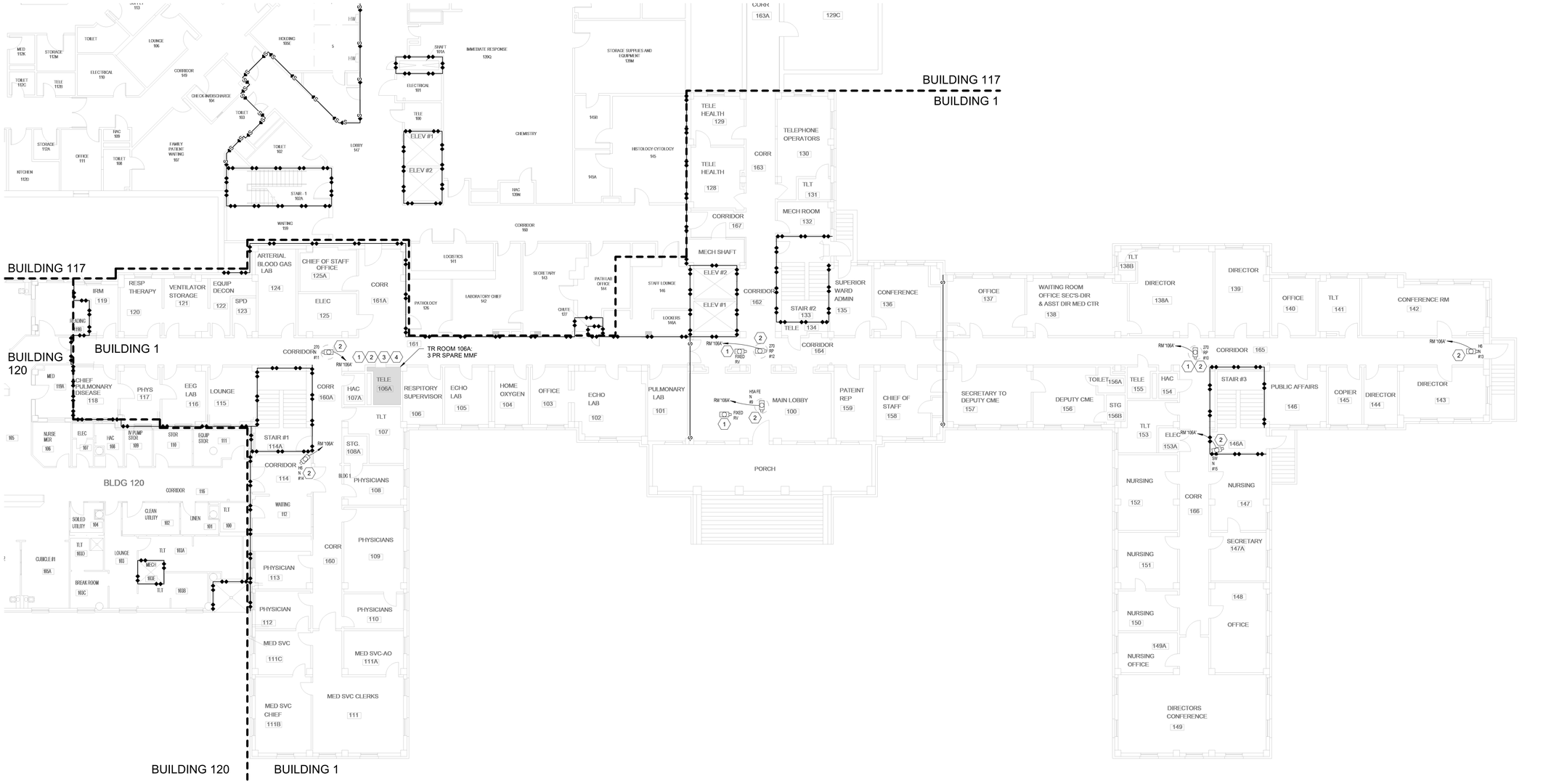

SHEET NOTES:

A. REFERENCE SHEET TS101 AND TS102 FOR EXTERIOR CAMERA LOCATIONS.

B. ALL EXISTING CONDITIONS ARE BASED ON THE BEST AVAILABLE INFORMATION AT THE TIME OF SURVEY.

C. NEW CCTV CABLING TO BE RUN ON J-HOOKS 2' OC ABOVE CEILING IN CORRIDORS.

D. ALL CONDUIT SHALL BE 3/4" MINIMUM. ELECTRICAL CONTRACTOR TO SIZE CONDUIT. PER THE MOST CURRENT EDITION OF THE NEC.

E. WHERE LENGTH FROM CAMERA TO RACK EQUIPMENT EXCEEDS 295' (90M) CONTRACTOR SHALL USE FIBER OPTIC CABLE.

F. COORDINATE AND CONFIRM ALL ROUTING WITH COR PRIOR TO ROUGH-IN.

G. SEE SHEET G-100 FOR ICRA MEASURES.

H. USE MOBILE CONTAINMENT CART (6/G-100) ALONG CORRIDORS.

KEY NOTES:

1 REMOVE EXISTING CAMERAS AND CABLING BACK TO SOURCE. REPAIR/REPLACE EXISTING SURFACES AFFECTED BY REMOVAL OF CAMERA EQUIPMENT TO MATCH SIMILAR EXISTING CONDITIONS.

2 INSTALL NEW CAMERAS. PROVIDE NEW 4 PR UTP CABLING FROM CAMERA TO NEW POE SWITCH IN TELECOM ROOM. REPAIR/ REPLACE SURFACES AFFECTED BY CAMERA EQUIPMENT INSTALLATION TO MATCH SIMILAR/EXISTING CONDITIONS. CONTRACTOR TO REPLACE DAMAGED CEILING TILE AND GRID ASSOCIATED WITH WORK AT NO ADDITIONAL COST TO GOVERNMENT.

3 PROPOSED LOCATION OF NEW CISCO 9300 SWITCH AND PATCH PANEL. VERIFY LOCATION WITH COR AND OIT REPRESENTATIVE.

4 ROUTE MMF FROM TELECOM ROOM TO RACKS IN BUILDING 5 SERVER ROOM.

KEY PLAN
SCALE: NO SCALE
AREA OF WORK

1 **BUILDING 1 FIRST FLOOR SECURITY PLAN**
Scale: 3/32" = 1'-0"

0 4 8 16 NORTH

FULLY SPRINKLERED

BID DOCUMENTS

#	Revisions:	Date

CONSULTANTS:

PROJECT MANAGER

ACG Project Number 22-215

APOGEE Engineers | Architects
Headquarters:
Apogee Consulting Group, P.A.
1151 Kildaire Farm Road, Suite 120
Cary, North Carolina 27511
www.acg-pa.com 919-858-7420

© COPYRIGHT Apogee Consulting Group, P.A.

Office of Construction and Facilities Management

VA U.S. Department of Veterans Affairs

Drawing Title: BULIDING 1 FIRST FLOOR SECURITY PLAN

Location: ALVIN C. YORK CAMPUS 3400 LEBANON ROAD MURFREESBORO, TN 37129

Project Title: VIDEO SURVEILLANCE SECURITY YORK

Approved

Date: JUNE 13, 2024 | Checked: JVE | Drawn: LAS

VA PROJECT NUMBER 626A4-22-104

Building Number # 1

Drawing Number 1.T-102

Dwg 5 of 26

BICSI JAMES V EZEKIEL BICSI ID# 290762 EXPIRES 12-31-24 RCDD
NORTH CAROLINA PROFESSIONAL ENGINEER SEAL 36876 GARRETT R. GOOSEY 7/24/2024

C:\Users\stamen\Documents\E-22-215\VA York-Video Sec-Improv-TN_stamenCBUMB.rvt
7/23/2024 4:21:05 PM
VA FORM 08-6231