DEPARTMENT OF THE NAVY
COMMANDER
NAVAL FACILITIES ENGINEERING SYSTEMS COMMAND PACIFIC
258 MAKALAPA DRIVE SUITE 100
PEARL HARBOR HI 96860-3134

Notice No. 4
May 29, 2026

PRE-PROPOSAL QUESTIONS & ANSWERS

RFP N62742-26-R-1306
JFY 2022 PROJECT J-875, BATTLE STAFF TRAINING FACILITY, U.S. NAVSUPPACT MCB CAMP BLAZ, GUAM

NOTE: The following questions and answers are provided for INFORMATION ONLY. The RFP remains unchanged unless it is amended in writing on a Standard Form 30.

REVISED RESPONSES FROM NOTICE NO. 3:

11. Reference: Air Cooled (CH) Schedule on Drawing No. MH700

Air Cooled Chiller Minimum Total Cooling Capacity. The Chiller – Air Cooled (CH) Schedule on Drawing No. MH700 shows all the important information for the chillers, CH-01 and CH-02. But does not include the information for the Passes and Minimum Total Cooling Capacity for both chillers. Please provide.

ANSWER: Sheet MH700 has been revised via Amendment 0002 to indicate total cooling capacity and a minimum of two (2) passes or greater (must be an even number, if greater) for shell-and-tube evaporators to provide supply and return connections on the same side of the evaporator. Section 23 64 10 para. 2.5.8 will be revised via future Amendment to clarify that brazed plate & frame type evaporators are also permitted.

12. Reference Drawing Sheet A-610. RAF-1 is indicated to be factory laminated Casal Grande Metropolis Color Mud, finish Natural. In checking with our suppliers, this tile is not available in 24" (610mm size) but it is available in 600mm. It is shown in literature to be 24" nominal size, which does not account for the grout joint which would make up the difference. Since this tile needs to be 24" as the raised floor would not have grout joints, the current finish will not work. Please provide alternate basis of design for RAF-1 Tile Finish.

ANSWER: The factory-laminated porcelain access floor panels come with PVC edge banding that appears like grouted tiles. Please refer to spec section 2.2.4.4. The 24" x 24" dimension of the RAF-1 includes the thickness of the PVC edge band. The actual size of PT-3 (CasalGrande Metropolis Mud) is 23.62" x 23.62" (600mm x 600mm) and that is to account for the grout joint to make it 24" x 24" to match the RAF-1.

13. The Porcelain finish on RAF-1 is also the finish in other adjoining corridors to the raised flooring which is to be installed on the raised slab portions. If RAF-1 Porcelain finish is changed, please confirm floor finish in these areas will require to be changed as well.

ANSWER: Refer to response to Q12.

14. Specification Section 01 45 35, Special Inspection, Schedule of Special Inspection Part X, Fire Protection - Smoke Control has been checked. There is no smoke control system in the project. Please confirm should Part S, Fire Protection - Smoke Control be 'unchecked'?

X. FIRE PROTECTION – SMOKE CONTROL

ALL OR PORTIONS OF THIS SECTION ARE APPLICABLE IF BOX IS CHECKED ☒

[1] **PERIODIC:** Special inspection by a special inspector who is intermittently present where the work to be inspected has been or is being performed.

SCHEDULE OF SPECIAL INSPECTIONS FOR UFGS 01 45 35 REVISED FOR THE 2024 IBC ON 03/01/24

SMOKE CONTROL – VERIFY THE FOLLOWING ARE IN COMPLIANCE WITH 2024 IBC 1705.19		
TASK	INSPECTION TYPE[1]	DESCRIPTION
1. Verify device locations and perform leakage testing	PERIODIC	Perform during erection of ductwork and prior to concealment
2. Perform pressure difference testing, flow measurements and detection and control verification	PERIODIC	Perform prior to occupancy and after sufficient completion

END SECTION

ANSWER: Confirmed. The Schedule of Special Inspection was revised in Amendment 0002.

<u>NOTICE NO. 4:</u>

18. Could you please share with me the project documents including any addendums, along with site visit sign-in sheet of the following project?
Notice ID: N62742-26-R-1306
"J-875, BATTLE STAFF TRAINING FACILITY, GUAM"

ANSWER: All available documentation is available on SAM.gov. The site visit sign-in sheet is attached to this notice.

19. Reference: Solicitation-N6274226R1306 Dwg: SF107, SF108 and A-301

On Drawing SF107 and SF108, General Note #5 indicates Top of Concrete (TOC) Elevation = 46'-0"" at slab edges.
However, Sections A1, C1, and C4 on Drawing A-301 show Top of Roof (TOR) Elevation = 32'-0"".
Please clarify which elevation is correct and should be followed.

ANSWER: Response deferred.

20. Reference: Solicitation-N6274226R1306 Dwg: SF107, SF108 and A-301

On Drawings SF107 and SF108, General Notes #6 indicate TOC Elevation 48'-6 1/4" at the ridge.
However, per Section C1 on Drawing A-301, with a roof slope of 2:12 and a 32'-0" horizontal distance from the low edge, the calculated TOC elevation at the ridge is 41'-10".
Please clarify the correct TOC elevations to be followed.

ANSWER: Response deferred.

21. Reference: Solicitation-N6274226R1306 Dwg: SB101 thru SB103

The Foundation Plans SB101 through SB103 do not indicate foundations for the staircase.
Please clarify whether staircase foundations are required and, if so, provide the corresponding foundation details and locations.

ANSWER: Response deferred.

22. Reference: Solicitation-N6274226R1306 Dwg: SB105 and SB106

On Drawings SB105 and SB106, the Slab Level Plans show stair foundations on the West side and East side, respectively. However, the drawings do not indicate a foundation mark for Shear Wall "SW3."
Please clarify whether a foundation is required for Shear Wall SW3 and, if so, please provide the appropriate foundation mark and corresponding details.

ANSWER: Response deferred.

23. Reference: Solicitation-N6274226R1306 Detail: A1/SF301

Detail A1/SF301, the Stair 1B section shows the Top of Footing (TOF) indicated below the footing concrete, while the first-floor level coincides with the top of the footing.
Please review and correct this detail.

ANSWER: Response deferred.

24. Reference: Solicitation-N6274226R1306 Details: A4/SF302 & A1/A-301

As per Detail A4/SF302, the Stair 1C section shows the first-floor level coinciding with the top of footing.
However, Building Section A1/A-301 for Stair 1C indicates the Top of Footing (TOF) at –4'-0".
Please clarify the correct footing elevation to be followed

ANSWER: Response deferred.

25. Reference: Solicitation-N6274226R1306 Dwg: SJ601

On Drawing SJ601, the Wall Footing Schedule FTG1 under the Column Notes indicates "Varies."
Please clarify the intended footing dimensions and applicable conditions.

ANSWER: Response deferred.

26. Reference: Solicitation-N6274226R1306 Dwg: A-201 and A-202

Elevations on A-201 and A-202 show EF-4 type finish for eyebrows. Please clarify that same finish is to be applied on underside of eyebrows.

ANSWER: Response deferred.

27. Reference: Solicitation-N6274226R1306 Detail: A1/SF402

Detail A1/SF402 shows the canopy roof framing plan. However, no slab or beam marks are indicated on the drawings.
Please provide the missing slab and beam details for clarification.

ANSWER: Response deferred.

28. Reference: Solicitation-N6274226R1306 Details: A1/SF402, A1/SF503 and A2/A-203

Detail A1/SF402 refers to Detail A1/SF503 for the canopy gutter section, which shows molding provided under the gutter. However, Detail A2/A-203 does not indicate any molding in the entry canopy area.

Please clarify which detail is correct and whether molding is required at the entry canopy gutter.

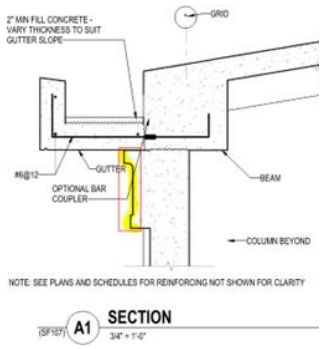

ANSWER: Response deferred.

29. Reference: Solicitation-N6274226R1306 Details: C5/A-710

Detail C5/A-710 shows the lavatory counter detail. Please provide the locations of this detail on the plans.

ANSWER: Response deferred.

30. Reference: Solicitation-N6274226R1306 Details: A2/A-750

Detail A2/A-750 indicates sheet waterproofing on footings. Please confirm whether the Government intends this sheet waterproofing to be applied only at the perimeter of the structure. If not, please identify all locations and extents where it is to be provided.

ANSWER: Response deferred.

31. Reference: Solicitation-N6274226R1306 Details: A1/A-902, SB403 and B1/SB501

Detail A1/A-902 shows the air barrier wrapping around the elevator foundation. However, Plan SB403 and Detail B1/SB501 do not show a vapor barrier (serving as the air barrier) around the elevator foundation.
Please confirm which detail is correct and to be followed for construction.

ANSWER: Response deferred.

32. Reference: Solicitation-N6274226R1306 Dwgs: A-602 & A-102

On Sheet A-602 (Window Schedule), the width of Storefront Window Type E1 is listed as 5'-0". However, on Floor Plan A-102, the clear width of this storefront measures approximately 7'-10". Please confirm the correct width and revise the drawings/schedule as required.

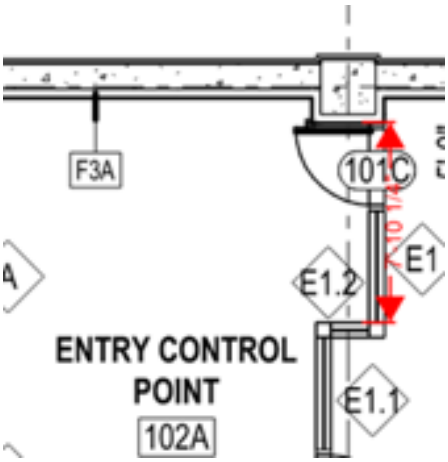

ANSWER: Response deferred.

33. Reference: Solicitation-N6274226R1306 Dwg: A-602 & A-102

On Sheet A-602 (Window Schedule), the width of Storefront Window Type E1.1 is listed as 5'-0". However, on Floor Plan A-102, the clear width of this storefront measures approximately 7'-10".
Please confirm the correct width and revise the drawings and schedule accordingly.

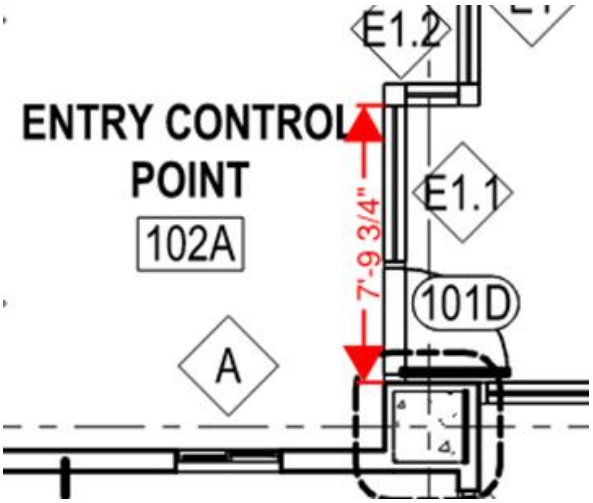

ANSWER: Response deferred.

34. Reference: Solicitation-N6274226R1306 Dwg: A-602

On Sheet A-602 (Window Schedule), the width of Storefront Window Type E1.2 is listed as 16'-2 5/8". However, on Floor Plan A-102, the clear width of this storefront measures approximately 2'-8".
Please confirm the correct width and revise the drawings and schedule accordingly.

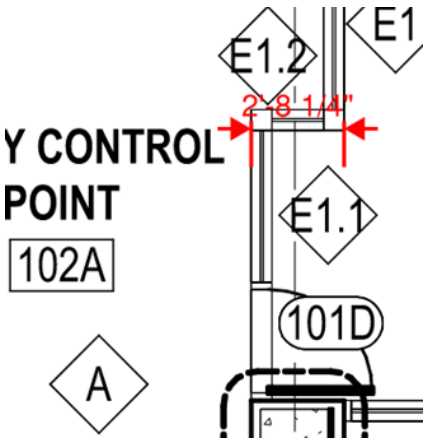

ANSWER: Response deferred.

35. Reference: Solicitation-N6274226R1306 Dwg: A-602 & A-102 thru A-106

On Sheet A-602 (Window Schedule), the quantity for Storefront Window Type E2 is listed as 2 EA. However, on the floor plans A-102 through A-106, only 1 EA is indicated.
Please confirm the correct quantity and revise the drawings and schedule accordingly, if required.

ANSWER: Response deferred.

36. Reference: Solicitation-N6274226R1306 Dwg: A-601

On Sheet A-601, Door schedule, Door material for Door #002(Metal Gate) is listed Aluminum. Please confirm Gate Material.

ANSWER: Response deferred.

37. Reference: Solicitation-N6274226R1306 Dwg: A-601

On Sheet A-601, under the Door Schedule Legend, the door panel glazing indicates GL-3, which corresponds to STC laminated glazing. However, GL-3 glazing is not listed for any door within the Door Schedule.
Please confirm whether GL-3 glazing is required for STC-rated glazing doors.

ANSWER: Response deferred.

38. Reference: Solicitation-N6274226R1306 Spec section 08 71 00 Dwg: A-601

Per Specification Section 08 71 00 (Hardware Schedule), under Hardware Set #1.0, Doors #109C, #109D, and #119A are listed.
However, on Drawing A-601 (Door Schedule), Hardware Set #1.0 is indicated for Doors #109C, #109D, and #001.
Please clarify the correct hardware set assignment for Door #119A and Door #001.

ANSWER: Response deferred.

39. Reference: Solicitation-N6274226R1306 Spec section 08 71 00 Dwg: A-601

Per Specification Section 08 71 00, Hardware Schedule, under Hardware Set #2.0, Door #003 is listed.
However, on Drawing A-601 (Door Schedule), Hardware Set #2.0 is indicated for Door #004.
Please clarify the correct hardware set for Door #003 and Door #004.

ANSWER: Response deferred.

40. Reference: Solicitation-N6274226R1306 Spec section 08 71 00 Dwg: A-601

Per Specification Section 08 71 00, Hardware Schedule, under Hardware Set #3.0, Door #001is listed.
However, on Drawing A-601 (Door Schedule), Hardware Set #3.0 is indicated for Doors #002.
Please clarify the correct hardware set for Door #001 and Door #002.

ANSWER: Response deferred.

41. Reference: Solicitation-N6274226R1306 Spec section 08 71 00 Dwg: A-601

Per Specification Section 08 71 00, Hardware Schedule, under Hardware Set #4.0, Doors #004 and #005 are listed.
However, on Drawing A-601 (Door Schedule), Hardware Set #4.0 is indicated for Doors #005 and #006.
Please clarify the correct hardware set for Door #004 and Door #006.

ANSWER: Response deferred.

42. Reference: Solicitation-N6274226R1306 Spec section 08 71 00 Dwg: A-601

Per Specification Section 08 71 00, Hardware Schedule, under Hardware Set #5.0, Door #006 is listed.
However, on Drawing A-601 (Door Schedule), Hardware Set #5.0 is indicated for Doors #007.
Please clarify the correct hardware set for Door #006 and Door #007.

ANSWER: Response deferred.

43. Reference: Solicitation-N6274226R1306 Spec section 08 71 00 Dwg: A-601

Per Specification Section 08 71 00, Hardware Schedule, under Hardware Set #7.0,Door #101E is listed.
However, on Drawing A-601 (Door Schedule), Hardware Set #7.0 is indicated for Doors #101C and #101E.
Please clarify the correct hardware set for Door #101C.

ANSWER: Response deferred.

44. Reference: Solicitation-N6274226R1306 Spec section 08 71 00 Dwg: A-601

Per Specification Section 08 71 00, Hardware Schedule, under Hardware Set #14.0 Door number is not provided.
However, on Drawing A-601 (Door Schedule), Hardware Set #14.0 is indicated for Doors #119 and #120A
Please clarify the correct hardware set for Door #119 and Door 120A.

ANSWER: Response deferred.

45. Reference: Solicitation-N6274226R1306 Spec section 08 71 00 Dwg: A-601

Per Specification Section 08 71 00, Hardware Schedule, under Hardware Set #14.1 Door number is not provided.
However, on Drawing A-601 (Door Schedule), Hardware Set #14.0 is indicated for Door #130.
Please clarify the correct hardware set for Door #130.

ANSWER: Response deferred.

46. Reference: Solicitation-N6274226R1306 Spec section 08 71 00 Dwg: A-601

Per Specification Section 08 71 00, Hardware Schedule, under Hardware Set #15.0, Door #002 is listed.
However, on Drawing A-601 (Door Schedule), Hardware Set #15.0 is indicated for Door #003.
Please clarify the correct hardware set for Doors #002 and #003.

ANSWER: Response deferred.

47. Reference: Solicitation-N6274226R1306 Spec section 08 71 00 Dwg: A-601

Per Specification Section 08 71 00, Hardware Schedule, under Hardware Set #20.0, Doors #109A and #111A are listed.
However, on Drawing A-601 (Door Schedule), Hardware Set #20.0 is indicated for Door #109A.
Please clarify the correct hardware set for Door #111A.

ANSWER: Response deferred.

48. Reference: Solicitation-N6274226R1306 Spec section 08 71 00 Dwg: A-601

Per Specification Section 08 71 00, Hardware Schedule, under Hardware Set #24.0,Doors #117C is listed.
However, on Drawing A-601 (Door Schedule), Hardware Set #24.0 is indicated for Door #117B
Please clarify the correct hardware set for Door #117C and Door #117B.

ANSWER: Response deferred.

49. Reference: Solicitation-N6274226R1306 Spec section 08 71 00 Dwg: A-601

Per Specification Section 08 71 00, Hardware Schedule, under Hardware Set #25.0, Door #215C is listed.
However, on Drawing A-601 (Door Schedule), Hardware Set #25.0 is indicated for Door #215A.
Please clarify the correct hardware set for Door #215C and Door #215A.

ANSWER: Response deferred.

50. Reference: Solicitation-N6274226R1306 Spec section 08 71 00 Dwg: A-601

Per Specification Section 08 71 00, Hardware Schedule, under Hardware Set #30.0, Door #207A is listed.
However, on Drawing A-601 (Door Schedule), Hardware Set #30.0 is indicated for Doors #111A and #207A.
Please clarify the correct hardware set for Door #111A

ANSWER: Response deferred.

51. Reference: Solicitation-N6274226R1306 Spec section 08 71 00 Dwg: A-601

Per Specification Section 08 71 00, Hardware Schedule, Hardware Set #32.0, Door #117A, #217 and #217A is listed.
However, on Drawing A-601 (Door Schedule), Hardware Set #32.0 is indicated for Doors #217and #217A.
Please clarify the correct hardware set for Door #117A

ANSWER: Response deferred.

52. Reference: Solicitation-N6274226R1306 Spec section 08 71 00 Dwg: A-601

Per Specification Section 08 71 00, Hardware Schedule, under Hardware Set #33.0, Doors #122,#126C,#128C,#210,#215 and #218A are listed.
However, on Drawing A-601 (Door Schedule), Hardware Set #33.0 is not assign for any the Door.
Please clarify the correct hardware set for Doors #122,#126C,#128C,#210,#215 and #218A

ANSWER: Response deferred.

53. Reference: Solicitation-N6274226R1306 Spec section 08 71 00 Dwg: A-601

Per Specification Section 08 71 00, Hardware Schedule, under Hardware Set #43.0, Doors #215A and #219A is listed.
However, on Drawing A-601 (Door Schedule), Hardware Set #43.0 is indicated for Doors #219A.
Please clarify the correct hardware set for Door #215A

ANSWER: Response deferred.

54. Reference: Solicitation-N6274226R1306 Details: A1/A-412

Please provide the partition type for the wall located on the west side of Room #221.

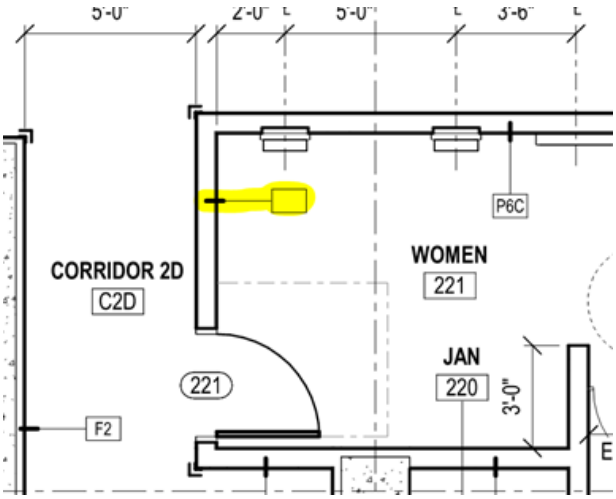

ANSWER: Response deferred.

55. Reference: Solicitation-N6274226R1306 Dwg: A-106

Please provide the missing furring details for the columns located at Grids F-7, Grid E-6, Grid D-8, Grid C-7 & Grid D-6

ANSWER: Response deferred.

56. Reference: Solicitation-N6274226R1306 Dwg: A-105

Please provide the missing furring details for the columns located at Grids F-3, F-5, D-5, D-6, C-6, B-2, D-3, C-3, B-3 & D-2

ANSWER: Response deferred.

57. Reference: Solicitation-N6274226R1306 Dwg: A-502

Please provide location of Partition Type P6AC & P6ASC on plan.

ANSWER: Response deferred.

58. Reference: Solicitation N6274226R1306 Dwg SB101

The Price Proposal Schedule, under CLIN 0001AC, lists the Base Item quantity for Cement Deep Soil Mixing (CDSM) as 7,920 CY.

However, based on our calculations using Drawing SB101, the total number of CDSM elements is 393 Nos. @ 4'-0" diameter x 45'-0" Ht, which results in an approximate total volume of 8,227 CY.
Please advise which quantity should be considered for bidding purposes.

ANSWER: Response deferred.

59. Reference: Solicitation-N6274226R1306 Dwg: A-612, A-613, A-610

Under the Room Finish Schedules on Drawings A-612 and A-613, various rooms (102, 102A, 105A, 105B, 106, 107, 108A, 108B, 110A, 110B, 113, 114, 119, 120, 125, 127, 128, 129, 130, 202, 203, 205A, 205B, 206A, 206B, 207, 208A, 208B, 209, 211, 211A, 212, 217, 222, 224, 225A, 225B, 226A, 226B, 227A, 227B) are listed with AWP-1 and AWP-2 as the wall finish. However, on the Interior Color & Material Schedule (Drawing A-610), AWP-1 and AWP-2 are noted with the remark "See Interior Elevations for sizes and location."
We were unable to locate any corresponding markings or references for AWP-1 and AWP-2 on the interior elevation drawings.
Please clarify the locations and extent of AWP-1 and AWP-2 wall finishes, or provide the appropriate interior elevation references. Please provide location of AWP-1 & AWP-2 on interior elevations.

ANSWER: Response deferred.

60. Reference: Solicitation-N6274226R1306 Dwg: A-612, A-411

Room#121: On Dwg A-612 (Room Finish Schedule), Wall Finish for Elevation "C" states as PT-1/PT5, whereas on Dwg A-411 Detail A3 Elevation C states as PT1/PT-4. Please clarify.

ANSWER: Response deferred.

61. Reference: Solicitation-N6274226R1306 Dwg : A-201 thru A-203 Detail: A3/AS106

Detail A3/AS106 notes that "Building number signs are located on 4 exterior walls; see Exterior Elevations."
However, the exterior building elevations (Drawings A-201 through A-203) show the building number sign only on the North elevation.
Please clarify and provide the locations of the building number signs on the remaining exterior elevations as well.

ANSWER: Response deferred.

62. Reference: Solicitation-N6274226R1306 Spec section 10 26 00, Para 2.3

Per Specification Section 10 26 00, Paragraph 2.3, kindly provide the locations of wall guards, if applicable to this project.

ANSWER: Response deferred.

63. Reference: Solicitation-N6274226R1306 Spec section 10 26 00, Para 2.4

Per Specification Section 10 26 00, Paragraph 2.4, kindly provide the locations of vinyl wall coverings, if applicable to this project.

ANSWER: Response deferred.

64. Reference: Solicitation-N6274226R1306 Dwg: A-602, A-102 thru A-106

Per the Window Schedule, roller window shades are listed for window type B3. However, per the floor plans, window type B3 is shown in various rooms as well as in staircase areas.
Please confirm whether roller shades are required at the staircase locations as well.

ANSWER: Response deferred.

65. Reference: Solicitation-N6274226R1306 Dwg: A-902

On Dwg A-902, General Sheet Notes, shows Enclosure Calculations. Per this table, floor area is 55701 SF and roof area is 59308 SF, while the enclosure total area given is 23682 SF.
Please clarify that whether Government intends to create air barrier between two floors? If not, please provide correct floor and roof areas.

ANSWER: Response deferred.

66. Reference: Solicitation-N6274226R1306 Dwg: A-601 Detail: A1/A-605

For Door 109B, the jamb detail is referenced as A1/A-605; however, Detail A1/A-605 indicates threshold details. Kindly confirm the correct jamb detail reference.

ANSWER: Response deferred.

67. Reference: Solicitation-N6274226R1306 Dwg: A-601 Detail: B2/A-605

For Door 128A, the head and jamb details are referenced as B2/A-605; however, Detail B2/A-605 pertains to threshold details. Kindly clarify the correct detail references for the head and jamb.

ANSWER: Response deferred.

68. Reference: Solicitation-N6274226R1306 Dwg: A-601 Detail: C5/A-605

For Door 217, the head and jamb details are referenced as C5/A-605; however, Detail C5/A-605 pertains to threshold details. Please clarify the correct details applicable to the head and jamb.

ANSWER: Response deferred.

69. Reference: Solicitation-N6274226R1306 Dwg: A-601 Detail: B1/A-605

For Doors 217A and 218, the head and jamb details are referenced as B1/A-605; however, Detail B1/A-605 pertains to threshold details. Kindly clarify the correct details applicable to the head and jamb.

ANSWER: Response deferred.

70. Reference: Solicitation-N6274226R1306 Dwg: A-601

On Sheet A-601 (Door Schedule), the storefront door frame material for Doors #103 and #201 is listed as hollow metal, whereas other storefront doors (Doors #101C, 101D, 101E, and 101F) are listed as aluminum. Kindly confirm and correct the frame material.

ANSWER: Response deferred.

71. Reference: Solicitation-N6274226R1306 Dwg: A-601, Spec section 08 71 00

Per Specification Section 08 71 00 (Hardware Schedule), Door #101C is listed under Hardware Set #9.0. However, per the Door Schedule on Drawing A-601, Hardware Set #9.0 is not assigned to any door. Kindly clarify.

ANSWER: Response deferred.

72. Reference: Solicitation-N6274226R1306 Spec section 08 31 00

Per Specification Section 08 71 00, kindly provide the locations of access doors and panels, if applicable to this project.

ANSWER: Response deferred.

73. Reference: Solicitation-N6274226R1306 Spec: 09 67 23.13

Kindly provide the location(s) of flooring type EC-1 as specified under Specification 09 67 23.13, Paragraph 2.2.1.

ANSWER: Response deferred.

74. Reference: Solicitation-N6274226R1306 Spec: 09 65 00

Kindly provide the location(s) of LVT flooring as specified under Specification 09 65 00, Paragraph 2.1.

ANSWER: Response deferred.

75. Reference: Solicitation-N6274226R1306 Dwg: A-602, A-102 thru A-106

On Dwg A-602, Window Schedule, roller window shades are specified for window type B3. However, the floor plans indicate that window type B3 is located in various rooms as well as within staircases.
Kindly confirm whether roller window shades are required at the staircase locations.

ANSWER: Response deferred.

76. Reference: Solicitation-N6274226R1306 Dwg: LP101, LP502

On Landscape Plan LP101, the bike rack is shown with a reference to Detail A4/LP502; however, on Sheet LP502, the bike rack detail is indicated at C3/LP502. Kindly confirm and revise accordingly.

ANSWER: Response deferred.

77. Reference: Solicitation-N6274226R1306 Dwg: LP101, LP502

On Landscape Plan LP101, the concrete bench is shown with a reference to Detail C4/LP502; however, on Sheet LP502, the concrete bench detail is indicated at A4/LP502. Kindly confirm and revise accordingly.

ANSWER: Response deferred.

78. Reference: Solicitation-N6274226R1306 Dwg: LP101, LP502

On Landscape Plan LP101, the trash/recycle receptacle is shown with a reference to Detail C2/LP502; however, on Sheet LP502, the trash/recycle receptacle detail is indicated at C4/LP502. Kindly confirm and revise accordingly.

ANSWER: Response deferred.

79. Reference: Solicitation-N6274226R1306 Dwg: A-610, A-612 & A-613

On Drawing A-610, paint finishes are listed as P-1, P-2, P-3, P-4, and P-5; however, on the Room Finish Schedules (A-612 and A-613), paint finishes are listed as P-1B, P-1C, P-2C, P-3A, P-4B, and P-5C. Kindly clarify.

ANSWER: Response deferred.

80. Reference: Solicitation-N6274226R1306 Section 01 45 00 1.6.7.1 CQC Geotechnical Specialist

The specifications require that the Cement Density Soil Mixing (CDSM) observer be a GTQC professional (10 years licensed with 8 years of geotechnical engineering practice) and have a minimum of five (5) years of relevant CDSM inspection experience.
A 10-year licensed engineer with 8 years of geotechnical experience would likely not have 5 years of CDSM inspection experience, unless they are an employee of a CDSM installation contractor. Most registered engineers professionals with 8+ years of geotechnical experience would be working on a variety of geotechnical projects as technical or management leads.
Please confirm whether a qualified geotechnical field representative may perform day-to-day CDSM observation under the supervision and direction of the designated GTQC professional, with the GTQC maintaining responsible charge, oversight during critical points of CDSM construction, and daily review of the work.
Additionally, please advise if there are any specific requirements regarding documentation, supervision level, or reporting structure for this arrangement to be considered compliant with the specifications.

ANSWER: Response deferred.

81. Kindly request a four-week extension to the bid submission date for this solicitation.

ANSWER: Response deferred.

End of Notice

N62742-26-R-1306: JFY 2022 PROJECT J-875 BATTLE STAFF TRAINING FACILITY, U.S. NAVSUPPACT MCB CAMP BLAZ, GUAM

Date/Time: May 19, 2026, 9:00 a.m. ChST
Site Visit Sign-In Sheet

Contractor's Name	Individual's Names	Signature
Black Construction - Tutor Perini JV	Cosico, Camilo S.	[redacted]
Black Construction - Tutor Perini JV	Fiecas, Jonathan	
Black Construction - Tutor Perini JV	Trinidad, Geronimo	
Conti Federal Services, LLC	DiNola, Gennaro A.	
Core Tech International Corporation	Elamparo, Alon	
Core Tech International Corporation	Javelosa, Ramir	
Future World Corporation	Chi, Richard S.	[redacted]
Future World Corporation	Felizardo, Arnold R.	
Future World Corporation	Areola, Kenneth A.	
Gilbane Construction	Brundage, James	
Gilbane Construction	Nadeau, Nicholas	
Pacific Rim Constructors, Inc.	Arreza, Edward Cresente B.	[redacted]
Pacific Rim Constructors, Inc.	Co, Aron Christian A.	

N62742-26-R-1306: JFY 2022 PROJECT J-875 BATTLE STAFF TRAINING FACILITY, U.S. NAVSUPPACT MCB CAMP BLAZ, GUAM

Date/Time: May 19, 2026, 9:00 a.m. ChST
Site Visit Sign-In Sheet

Contractor's Name	Individual's Names	Signature
Pacific Rim Constructors, Inc.	Inez, Arnold B.	[redacted]
Pacific Rim Constructors, Inc.	Torres, Arnel L.	
Reliable Builders Inc.	Magtoto Jr., Julian M.	
Sea Pac Engineering	Cabahug, Edson	
Sea Pac Engineering	Lavadia, Albert	
Sea Pac Engineering	Movilla, Senjin	[redacted]
Sea Pac Engineering	Solidum, Alan	
SLSCO LTD.	Jafar, Mohammad Abu	
SLSCO LTD.	Isle, Aaron Philip	
SLSCO LTD.	Mendoza, Roberto Yumul	
SLSCO LTD.	Rezvani, Shoja	
SLSCO LTD.	Remetira, Ruel Zoilon	[redacted]

N62742-26-R-1306: JFY 2022 PROJECT J-875 BATTLE STAFF TRAINING FACILITY,
U.S. NAVSUPPACT MCB CAMP BLAZ, GUAM

Date/Time: May 19, 2026, 9:00 a.m. ChST
Site Visit Sign-In Sheet

Contractor's Name	Individual's Names	Signature
HDCC	NELSON DEGALA	[redacted]
HDCC	Stefan Schneider	
NAN INC	Satish Kakkera	
RBI / Kinden	Mark Klondon	
~~MAGAC~~ ENGEO	Mary Baladad	
ENGEO	SEAMUS HART	