FY 26 USMC Barracks 2030 - MCAS Cherry Point P292

Site Characterization Report (SCR)

Havelock, NC

February 26, 2026 | Terracon Project No. K625P194

Prepared for:

Clark Nexsen/Michael Baker JV
111 Metropolitan Ave, Suite 333
Charlotte, NC 28204

Terracon
Explore with us

Nationwide
Terracon.com

- Facilities
- Environmental
- Geotechnical
- Materials

2108 Capital Drive, Suite 103
Wilmington, North Carolina 28405
P (910) 478-9915
Terracon.com

February 26, 2026

Clark Nexsen/Michael Baker JV
111 Metropolitan Ave, Suite 333
Charlotte, NC 28204

Attn: Joe Blickenderfer
P: (412) 269-6144
E: jblickenderfer@mbakerintl.com

Re: Site Characterization Report (SCR)
FY 26 USMC Barracks 2030 - MCAS Cherry Point P292
Marine Corps Air Station Cherry Point
Havelock, NC
Terracon Project No. K625P194

Dear Mr. Blickenderfer:

We have completed the scope of Site Characterization services for the above referenced project in general accordance with Terracon Proposal No. PK3255140 R1 dated September 8, 2025. This report presents the findings of the subsurface exploration for the proposed project site.

We appreciate the opportunity to be of service to you on this project. If you have any questions concerning this report or if we may be of further service, please contact us.

Sincerely,

Terracon

NORTH CAROLINA PROFESSIONAL SEAL 056487 ENGINEER

02/25/2026

Michael P. Delaney, PE
Project Engineer
Registered, NC 056487

Chris M. Caton, PE, PG, PMP
Senior Principal
Registered, NC 038365

Table of Contents

Introduction 2
Project Description 3
Site Conditions 4
Geotechnical Characterization 5
Geologic Setting 8
Site History 9
Shear Wave Velocity Testing 10
Infiltration Testing 10
Corrosivity Testing 10
Analytical Testing 11
General Comments 12

Figures

Site 1 – GeoModel & Subsurface Profile
Site 2 – GeoModel & Subsurface Profile

Attachments

Exploration and Testing Procedures
Site Location and Exploration Plans
Exploration and Laboratory Results
Supporting Information

Note: This report was originally delivered in a web-based format. **Blue Bold** text in the report indicates a referenced section heading. The PDF version also includes hyperlinks which direct the reader to that section and clicking on the terracon logo will bring you back to this page. For more interactive features, please view your project online at **client.terracon.com**.

Refer to each individual Attachment for a listing of contents.

Introduction

This report presents the results of our subsurface exploration and site characterization services performed for the proposed new Bachelor Enlisted Quarters (BEQ) to be located at Marine Corps Air Station Cherry Point in Havelock, NC. The purpose of these services was to provide the following information:

- A site vicinity map.
- Location plan showing of all testing and sampling points relative to local site features. Include road names, building numbers, north arrow, etc.
- Logs of the subsurface explorations performed.
- Subsurface profiles delineating designated stratigraphy and other pertinent geotechnical data.
- Description of regional geologic information including descriptions of manmade and naturally deposited geologic formations per the state geological survey and site boring or historical data, and natural geologic hazards (landslide, seismic, etc.).
- Summary of the site's history and past development activities based on review of historical data.
- Detailed description of near surface soil conditions.
- Field and laboratory test results to include discussion on source of data, delineation of data, and statistical evaluation.
- Discussion of the current site conditions, ground water elevations including seasonal high water table, interpreted subsurface conditions underlying the project site.
- Analytical lab results for soil and groundwater.

The subsurface exploration Scope of Services for this project included the advancement of test borings, laboratory testing, and preparation of this SCR.

Drawings showing the site and boring locations are shown on the **Site Location** and **Exploration Plan**, respectively. The results of the laboratory testing performed on soil samples obtained from the site during our field exploration are included on the boring logs, summary of laboratory results, and as separate graphs in the **Exploration and Laboratory Results** attachment.

Project Description

Our initial understanding of the project was provided in our proposal and was discussed during project planning. A period of collaboration has transpired since the project was initiated, and our final understanding of the project conditions is as follows:

Item	Description
Information Provided	An email request for proposal was received from Mr. Joe Blickenderfer of Michael Baker Intl. on 11AUG2025. The request included a description of the project, a preliminary scope request, and NAVFAC SAES Attachments 6, 8, 12, 13 and 14 detailing the project scope and site locations. Follow-up email correspondence and a telephone conversation occurred between Mr. Joe Blickenderfer and Mr. Marc Nellis on 12AUG2025 to further discuss the project scope and review the entire SAES package. Multiple meetings occurred between Terracon and Clark Nexsen/Michael Baker JV (CN/MBJV) after award. These meetings consisted of discussions regarding scope changes, project schedule, and project deliverables. Terracon was provided with topographic surveys for site 1 and site 2 via email on February 12 and January 6, 2026, respectively.
Project Description	The project includes developing a Lean Design Build RFP for MCAS Cherry Point which will include the construction of new barracks building(s) at one of two sites within the base. **Terracon** understands that the proposed grading, structural loading, number and footprint of the planned structures has not been determined at this phase of the project.

Terracon should be notified if any of the above information is inconsistent with the planned construction, as modifications to our report may be necessary.

Site Conditions

The following description of site conditions is derived from our site visit in association with the field exploration and our review of publicly available geologic and topographic maps.

Item	Description
Parcel Information	MCAS Cherry Point, Havelock, NC Site 1: 34.9015° N, 76.9004° W Site 2: 34.9081° N, 76.9018° W See **Site Location**
Existing Improvements	Site 1 is currently occupied by ten (10) existing barracks buildings with parking lots on the south and southwest sides of the site. Based on historical aerials, these buildings were constructed before 1993. The site is then bordered by 2nd Avenue to the southwest, E Street to the northwest, and more parking lots to the north- and southeast. Site 2 currently consists of a parking lot with a recently demolished building on the west side of the site and existing hotel on the east side of the site. Based on historical aerials, the buildings and parking lot were construction before 1993. The site is then bordered by baseball fields to the west, F Street to the south, 5th Avenue to the east, and a creek to the north.
Current Ground Cover	Grass, buildings, recreations fields, and parking lots
Existing Topography	Based on the project specific topographic survey, the existing grades at both sites range from approximately 20 feet to 25 feet (NAVD 88).

Geotechnical Characterization

We have developed a general characterization of the subsurface conditions based upon our review of the subsurface exploration, laboratory data, geologic setting and our understanding of the project. This characterization, termed GeoModel, forms the basis of our geotechnical evaluation of the site. Conditions observed at each exploration point are indicated on the individual logs. The individual logs can be found in the **Exploration and Laboratory Results** and the GeoModel can be found in the **Figures** attachment of this report.

As part of our analyses, we identified the following model layers within the subsurface profile. For a more detailed view of the model layer depths at each boring location, refer to the GeoModel.

Model Layer	Layer Name	General Description
1	**Surficial Material**	1 inch to 8 inches of Surficial, Organic-Laden Soil; 2 inches to 4 inches of Asphalt; 4 inches to 5 inches of Aggregate Base Course (ABC)
2	**POSSIBLE UNCONTROLLED FILL MATERIAL**	Sampled as SAND with varying amounts of Silt, Clay, and Gravel, variable density
3	**Soft SILT and CLAY and Very Loose SAND**	Very Soft to Stiff, SILT and CLAY (ML, CL, CH); and Very Loose to Loose, Silty and Clayey SAND (SM, SP-SM, SC); trace organics
4	**Loose to Medium Dense SAND**	Loose to Medium Dense, SAND (SP, SP-SM, SM) with varying amounts of Silt, Clay, clay lenses, and organics
5	**Underlying SAND and CLAY**	Loose to Very Dense, Silty and Clayey SAND (SP-SM, SM, SC-SM, SC); and Medium Stiff, Sandy CLAY (CL, CH); varying amounts of Gravel consisting of cemented sand and shell fragments occurring in lenses

Groundwater Conditions

Groundwater depth at each exploration location was estimated based on measured water levels, observed moisture condition of soil samples, delayed water readings, as well as CPT pore pressure and dissipation data.

At site 1, groundwater was estimated to occur between depths of approximately 4.0 feet and 8.5 feet below existing site grade, corresponding to elevations between approximately 11.5 feet to 18 feet (NAVD 88). At site 2, groundwater was estimated to occur between depths of approximately 6.0 feet and 11.5 feet below existing site grade, corresponding to elevations between approximately 11.5 feet to 18.0 feet (NAVD 88).

Temporary groundwater monitoring wells were installed using hollow steam auger drilling techniques to obtain relatively stabilized groundwater reading at locations CP-P292-S1-SPT-04 and CP-P292-S2-SPT-04. The groundwater information obtained from the monitoring wells is provided in the following table. Further information, including the installation, sampling, and abandonment dates for each well are included on the logs within the **Exploration and Laboratory Results** attachment to this report.

Temporary Well Location	Initial Groundwater Reading [1]		First Groundwater Reading		Second Groundwater Reading	
	Depth (ft) [2]	Elevation (ft) [3]	Depth (ft) [2]	Elevation (ft) [3]	Depth (ft) [2]	Elevation (ft) [3]
CP-P292-S1-SPT-04	6 [4]	15	6.4 [5]	14.6	6.5 [6]	14.5
CP-P292-S2-SPT-04	9 [7]	14	10.2 [8]	12.8	11.5 [9]	11.5

1. Based on the relative wetness of the recovered samples at the time of drilling.
2. Depth below existing site grade at the time of exploration at the boring location
3. Elevation Datum: NAVD 88
4. 05JAN2026 (time of drilling)
5. 06JAN2026
6. 07JAN2026
7. 18DEC2025 (time of drilling)
8. 20DEC2025
9. 05JAN2026

The Estimated Seasonal High Water Table (ESHWT) can fluctuate from year to year depending on many factors that include, but are not limited to, natural drainage, man-made drainage, surrounding development, frequency and magnitude of rainfall patterns, and, most specifically for this project site, tidal patterns. Historically, the ESHWT is expected to occur within the "wetter" months of the year, typically November through April. However, periods of high groundwater tables are expected to occur at other times of the year (usually associated with major weather events). A few indicators of ESHWT include hydric soil indicators (color patterns and shades), variation in density of the soils within the presumed fluctuation zone, and current and historical monitoring well data. Of the three listed, analyzing data obtained from current and historical groundwater monitoring programs tends to be the most reliable indicator of the ESHWT. Soil coloring (redoximorphic features, mottling, etc.) is the result of saturation cycles over numerous years. Hydric indicators and relying on density variations can lead to false readings as development and added drainage features continue to alter the fluctuation zones.

The ESHWT was evaluated by a North Carolina License Professional by observing variations of soil texture, chroma, and moisture content of the soil profile. The Stormwater Soil Evaluations Report is included in the **Exploration and Laboratory Results** attachment of this report. The ESHWT for the remaining borings was interpreted from the information contained in this report, corroborated with the subsurface conditions observed at each location. The ESHWT depths at each location are shown on the exploration logs.

Groundwater conditions may differ at the time of construction because of seasonal variations in rainfall, runoff, and other conditions not apparent at the time of drilling. We recommend the contractor determine the actual groundwater depths at the time of construction to determine any impact on construction.

Geologic Setting

The project site is located within the Atlantic Coastal Plain physiographic province of North Carolina. Publicly available studies published by the United States Geological Survey (USGS) document the geologic formations beneath MCAS Cherry Point to depths of up to approximately 300 feet. The geologic formations beneath this depth can be inferred from nearby USGS studies, as outlined below.

In this area, bedrock of Late Mesozoic age generally occurs at depths greater than 2,000 feet [1] and is overlain by a sequence of Lower and Upper Cretaceous, Tertiary, Pleistocene, and Recent sediments. The Late Cretaceous-aged Black Creek Formation unconformably overlies the basement rock, consists of lignitic sand and clay, and is documented to occur as shallow as 700 feet in New Hanover County [2]. The Peedee Formation conformably overlies the Black Creek Formation with similar age and appearance, consisting of greenish-gray to olive-black, glauconitic and locally fossiliferous sand, clayey sand, and clay.

The Eocene-aged (Tertiary) Castle Hayne Formation then conformably overlies the Peedee Formation. The upper Castle Hayne Formation generally consists of sand with gravel consisting of cemented sand and shell fragments which typically occur in lenses (similar to the Oligocene-aged River Bend Formation), gradually forming rigid limestone deposits at the bottom, and southern portion of the formation towards the Cape Fear Peninsula. Castle Hayne limestone is documented to occur at a depth of approximately 250 feet beneath MCAS Cherry Point, and the River Bend Formation as shallow as 150 feet to 200 feet[3,4].

Atop the River Bend Formation, the Miocene-aged (Tertiary) Pungo River Formation forms a transitional layer to the overlying Pliocene-aged (Tertiary) Yorktown Formation

---

[1] North Carolina Geological Survey. (1985). *Geologic map of North Carolina* (1:500,000) [Map]. North Carolina Geological Survey, Division of Land Resources, Raleigh, NC. https://ngmdb.usgs.gov/Prodesc/proddesc_55091.htm
[2] Bain, G. L. (1970). *Geology and ground-water resources of New Hanover County, North Carolina* (Ground Water Bulletin No. 17). United States Geological Survey, in cooperation with the New Hanover County Board of Commissioners and the North Carolina Department of Water and Air Resources.
[3] Wrege, B. M., & Jen, P. S. (2004). *Data from stratigraphic test holes drilled at the U.S. Marine Corps Air Station…* (Open-File Report 2004-1434). USGS. https://pubs.usgs.gov/of/2004/1434/pdf/report.pdf
[4] Rossbach, T. J., & Carter, J. G. (1991). *Molluscan biostratigraphy of the lower River Bend Formation at the Martin Marietta Quarry, New Bern, North Carolina*. *Journal of Paleontology, 65*(1), 80–118. https://pubs.geoscienceworld.org/paleosoc/jpaleontol/article/65/1/80/82405

and has been documented to occur at depths just beyond 100 feet[5,6] beneath MCAS Cherry Point.

The Yorktown Formation is the uppermost, well-documented formation beneath MCAS Cherry Point, and has been mapped extending from North Carolina to Maryland, with an estimated age between approximately 2 million and 5 million years. The Yorktown Formation is interpreted to have been deposited during three marine transgressive episodes. Its depositional environment was shallow marine, consisting of inner-shelf, barrier-island, estuarine, and lagoonal settings. The Yorktown Formation is a glauconitic, fossiliferous, silty to clayey greenish-gray fine sand that exhibits pre-consolidation due to lowered sea levels at the end of the Tertiary Period and the subsequent erosion of previously overlying sediments.

Based on USGS descriptions, the Yorktown Formation was estimated to occur between depths of 30 feet and 45 feet beneath existing grade during the exploration, as delineated by **GeoModel** layer 5.

In more recent geological history, the Yorktown Formation is then overlain by recent sediments, the majority of which are believed to have been deposited during the Pleistocene Epoch.

Site History

Based on a review of historical aerial images and historical topographic maps, the existing infrastructure at each site was constructed before 1992. The structure on the western portion of Site 2 was demolished between 2024 and 2025. Some demolition to the parking lot north of Site 1 was also performed during this timeframe. The project site topography has remained generally consistent to the current elevations from 1952 until present day.

A review of available historical topographic mapping and aerial imagery provides no evidence that the project site is situated within an area of reclaimed or otherwise man-made ground.

---

[5] Wrege, B. M., & Jen, P. S. (2004). *Data from stratigraphic test holes drilled at the U.S. Marine Corps Air Station…* (Open-File Report 2004-1434). USGS. https://pubs.usgs.gov/of/2004/1434/pdf/report.pdf
[6] Winner, M. D., Jr., & Coble, R. W. (1996). *Hydrogeologic framework of the North Carolina Coastal Plain* (USGS Professional Paper 1404-I). U.S. Geological Survey. https://search.library.wisc.edu/catalog/999791203702121

Shear Wave Velocity Testing

In-situ soil shear wave velocity testing was performed at Cone Penetration Test (CPT) sounding locations CP-P292-S1-CPT-02, CP-P292-S2-CPT-01, and CP-P292-S2-CPT-02. The shear wave velocity tests were performed at 1-meter intervals to refusal, in accordance with ASTM D7400.

The recorded shear wave velocities ranged from approximately 334 to 1657 feet per second (fps).

The in-situ soil shear wave velocity measurements are shown on the CPT sounding logs within the **Exploration and Laboratory Results** attachment of this report.

Infiltration Testing

A soil scientist licensed in the State of North Carolina was contracted to evaluate Seasonal-High Water Table (SHWT) and perform infiltration testing at each piezometer location. Constant-Head Borehole Permeameter Infiltration testing was performed at a depth of approximately two (2) feet above the SHWT at locations CP-P292-S1-SPT-04, CP-P292-S1-SPT-07, and CP-P292-S2-SPT-04.

The testing procedure is outlined in the **Exploration and Testing Procedures** attachment to this report. The Stormwater Soil Evaluations Report prepared by Terrain Environmental Consulting is provided in the **Exploration and Laboratory Results** attachment of this report.

Corrosivity Testing

Composite soil samples were collected from and blended over a depth interval of 1 foot to 6 feet below existing grade at locations CP-P292-S1-SPT-03, CP-P292-S2-SPT-03, and CP-P292-S2-CPT-03 for analysis regarding soil corrosiveness and aggressiveness potential. The comprehensive soil corrosivity results are provided in the **Exploration and Laboratory Results** attachment of this report.

Analytical Testing

Per the SAES for this project, composite soil samples, groundwater samples, and solid and liquid Investigation Derived Waste (IDW) were collected and tested as outlined below.

Composite Soil Samples: Five (5) composite soil samples were collected from Site 1 and four (4) composite samples were collected from Site 2 for analytical testing. The composite samples were obtained from (and blended over) depths of 1 foot to 6 feet at the following locations:

- CP-P292-S1-SPT-01
- CP-P292-S1-SPT-03
- CP-P292-S1-CPT-03
- CP-P292-S1-CPT-05
- CP-P292-S1-SPT-07
- CP-P292-S2-SPT-02
- CP-P292-S2-SPT-03
- CP-P292-S2-SPT-04
- CP-P292-S2-SPT-06

The samples were submitted to Pace Analytical to test for Total Petroleum Hydrocarbons (TPH) in Diesel-Range Organics (DRO) and Gasoline-Range Organics (GRO), Per- and Polyfluoroalkyl Substances (PFAS), and TCLP analysis including Volatile Organic Compounds (VOCs), Semi-Volatile Organic Compounds (SVOCs), pesticides, herbicides, metals, and Polychlorinated Biphenyls (PCBs).

Groundwater Samples: One (1) groundwater sample was collected from the temporary wells installed at each site, corresponding to the following locations:

- CP-P292-S1-SPT-04
- CP-P292-S2-SPT-04

The groundwater samples were submitted to Pace Analytical to test for TAL metals, TCL VOCS, TCL SVOCs, TPH-DRO, TPH-GRO, and PFAS.

Investigation Derived Waste (IDW): All excess spoils and drilling fluids generated during the exploration were containerized in 55-gallon drums and transported to designated holding locations in coordination with MCAS Cherry Point EAD. Liquid and solid IDW were containerized separately. In order to characterize the waste for disposal, the solid and liquid IDW were subjected to testing for TPH-DRO, TPH-GRO, BTEX, PFAS, ignitability, reactivity, corrosivity, paint filter, and Full TCLP including VOCs, SVOCs, herbicides, pesticides, RCRA metals, and PCBs.

One (1) solid sample and one (1) liquid sample were collected and tested from the IDW drums generated at Site 1. One (1) solid sample and two (2) liquid samples were collected and tested from the drums generated at Site 2.

These test results are presented in the **Exploration and Laboratory Results** attachment of this report.

General Comments

Our analyses and opinions are based upon our understanding of the project, the geotechnical conditions in the area, and the data obtained from our site exploration. Variations will occur between exploration point locations or due to the modifying effects of construction or weather. The nature and extent of such variations may not become evident until during or after construction.

Our Scope of Services does not include either specifically or by implication any environmental or biological (e.g., mold, fungi, bacteria) assessment of the site or identification or prevention of pollutants, hazardous materials or conditions. If the owner is concerned about the potential for such contamination or pollution, other studies should be undertaken.

Our services and any correspondence are intended for the sole benefit and exclusive use of our client for specific application to the project discussed and are accomplished in accordance with generally accepted geotechnical engineering practices with no third-party beneficiaries intended. Any third-party access to services or correspondence is solely for information purposes to support the services provided by Terracon to our client. Reliance upon the services and any work product is limited to our client and is not intended for third parties. Any use or reliance of the provided information by third parties is done solely at their own risk. No warranties, either express or implied, are intended or made.

Site characteristics as provided are for design purposes and not to estimate excavation cost. Any use of our report in that regard is done at the sole risk of the excavating cost estimator as there may be variations on the site that are not apparent in the data which could significantly affect excavation cost. Any parties charged with estimating excavation costs should seek their own site characterization for specific purposes to obtain the specific level of detail necessary for costing. Site safety and cost estimating including excavation support and dewatering requirements/design are the responsibility of others. Construction and site development have the potential to affect adjacent properties. Such impacts can include damage due to vibration, modification of groundwater/surface water flow during construction, foundation movement due to undermining or subsidence from excavation, as well as noise or air quality concerns. Evaluation of these items on nearby properties are commonly associated with contractor means and methods and are not addressed in this report. The owner and contractor should consider a preconstruction/precondition survey of surrounding development. If changes in the nature, design, or location of the project are planned, our conclusions and recommendations shall not be considered valid unless we review the changes and either verify or modify our conclusions in writing.

Figures

Contents:

Site 1:
-GeoModel
-Subsurface Profile
Site 2:
-GeoModel
-Subsurface Profile

Site 1 Figures

Terracon
2108 Capital Dr, Ste 103
Wilmington, NC

Site 1 GeoModel

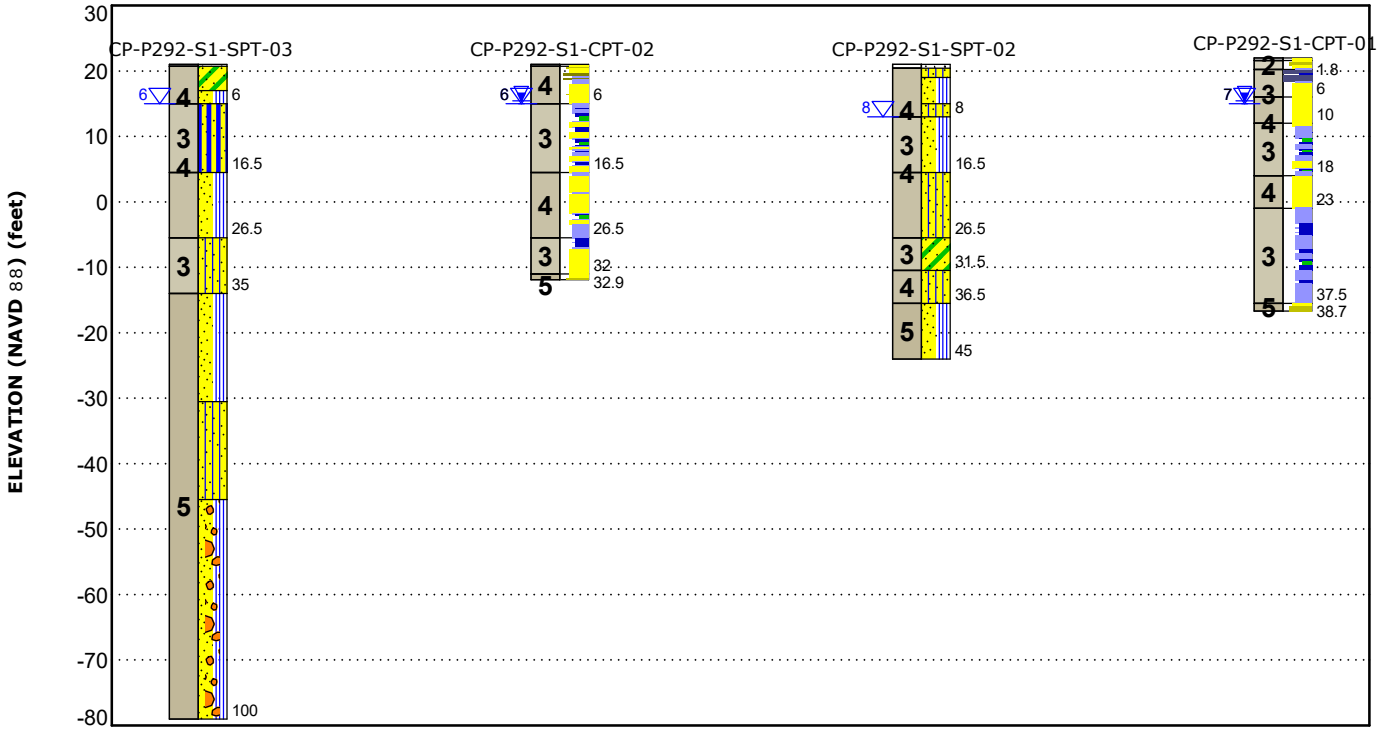

This is not a cross section. This is intended to display the Geotechnical Model only. See individual logs for more detailed conditions.

Model Layer	Layer Name	General Description
1	**Surface Materials**	1 inch to 8 inches of Surficial, Organic-Laden Soil; 2 inches to 4 inches of Asphalt; 4 inches to 5 inches of Aggregate Base Course (ABC)
2	**POSSIBLE UNCONTROLLED FILL MATERIAL**	Sampled as SAND with varying amounts of Silt, Clay, and Gravel, variable density
3	**Soft SILT and CLAY and Very Loose SAND**	Very Soft to Stiff, SILT and CLAY (ML, CL, CH); and Very Loose to Loose, Silty and Clayey SAND (SM, SP-SM, SC); trace organics
4	**Loose to Medium Dense SAND**	Loose to Medium Dense, SAND (SP, SP-SM, SM) with varying amounts of Silt, Clay, clay lenses, and organics
5	**Underlying SAND and CLAY**	Loose to Very Dense, Silty and Clayey SAND (SP-SM, SM, SC-SM, SC); and Medium Stiff, Sandy CLAY (CL, CH); varying amounts of Gravel consisting of cemented sand and shell fragments occurring in lenses

Legend

- Topsoil
- Poorly-graded Sand with Silt
- Sandy Silt
- Silty Sand
- Clayey Sand
- Poorly-graded Sand with Silt and Gravel

Soil Behavior Type (SBT)

- **7 Gravelly sand to dense sand**
- **1 Sensitive, fine grained**
- **4 Silt mixtures - clayey silt to silty clay**
- **8 Very stiff sand to clayey sand**
- **2 Organic soils - clay**
- **5 Sand mixtures - silty sand to sandy silt**
- **3 Clay - silty clay to clay**
- **6 Sands - clean sand to silty sand**
- **9 Very stiff fine grained**

CPT Assumed Water Depth

First Water Observation
Second Water Observation
Third Water Observation

Groundwater levels are temporal. The levels shown are representative of the date and time of our exploration. Significant changes are possible over time.
Water levels shown are as measured during and/or after drilling. In some cases, boring advancement methods mask the presence/absence of groundwater. See individual logs for details.

NOTES:
Layering shown on this figure has been developed by the geotechnical engineer for purposes of modeling the subsurface conditions as required for the subsequent geotechnical engineering for this project. Numbers adjacent to soil column indicate depth below ground surface.

Terracon
2108 Capital Dr, Ste 103
Wilmington, NC

Site 1 GeoModel

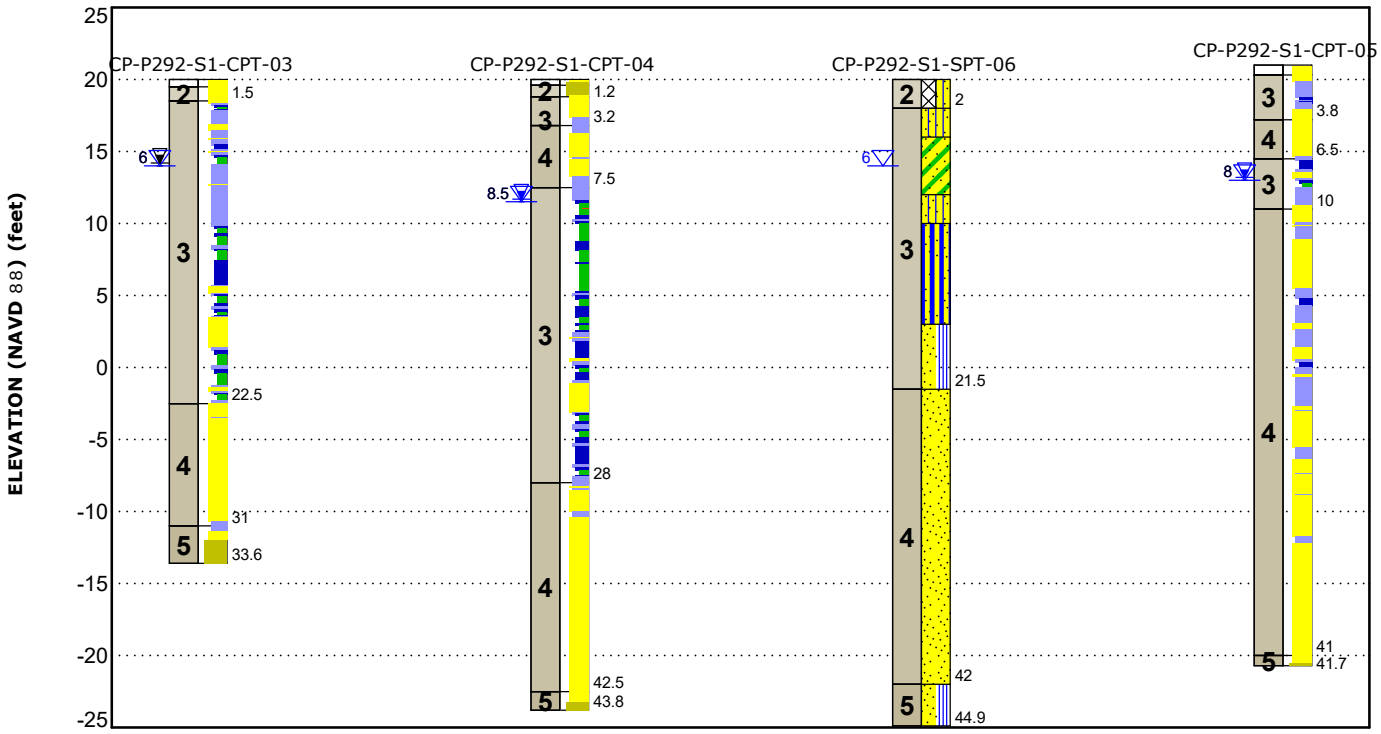

This is not a cross section. This is intended to display the Geotechnical Model only. See individual logs for more detailed conditions.

Model Layer	Layer Name	General Description
1	**Surface Materials**	1 inch to 8 inches of Surficial, Organic-Laden Soil; 2 inches to 4 inches of Asphalt; 4 inches to 5 inches of Aggregate Base Course (ABC)
2	**POSSIBLE UNCONTROLLED FILL MATERIAL**	Sampled as SAND with varying amounts of Silt, Clay, and Gravel, variable density
3	**Soft SILT and CLAY and Very Loose SAND**	Very Soft to Stiff, SILT and CLAY (ML, CL, CH); and Very Loose to Loose, Silty and Clayey SAND (SM, SP-SM, SC); trace organics
4	**Loose to Medium Dense SAND**	Loose to Medium Dense, SAND (SP, SP-SM, SM) with varying amounts of Silt, Clay, clay lenses, and organics
5	**Underlying SAND and CLAY**	Loose to Very Dense, Silty and Clayey SAND (SP-SM, SM, SC-SM, SC); and Medium Stiff, Sandy CLAY (CL, CH); varying amounts of Gravel consisting of cemented sand and shell fragments occurring in lenses

Legend

- Silty Sand
- Clayey Sand
- Sandy Silt
- Poorly-graded Sand with Silt
- Poorly-graded Sand

Soil Behavior Type (SBT)

- **7 Gravelly sand to dense sand**
- **8 Very stiff sand to clayey sand**
- **3 Clay - silty clay to clay**
- **1 Sensitive, fine grained**
- **2 Organic soils - clay**
- **6 Sands - clean sand to silty sand**
- **4 Silt mixtures - clayey silt to silty clay**
- **5 Sand mixtures - silty sand to sandy silt**
- **9 Very stiff fine grained**

CPT Assumed Water Depth

First Water Observation
Second Water Observation
Third Water Observation

Groundwater levels are temporal. The levels shown are representative of the date and time of our exploration. Significant changes are possible over time.
Water levels shown are as measured during and/or after drilling. In some cases, boring advancement methods mask the presence/absence of groundwater. See individual logs for details.

NOTES:
Layering shown on this figure has been developed by the geotechnical engineer for purposes of modeling the subsurface conditions as required for the subsequent geotechnical engineering for this project. Numbers adjacent to soil column indicate depth below ground surface.

Terracon
2108 Capital Dr, Ste 103
Wilmington, NC

Site 1 GeoModel

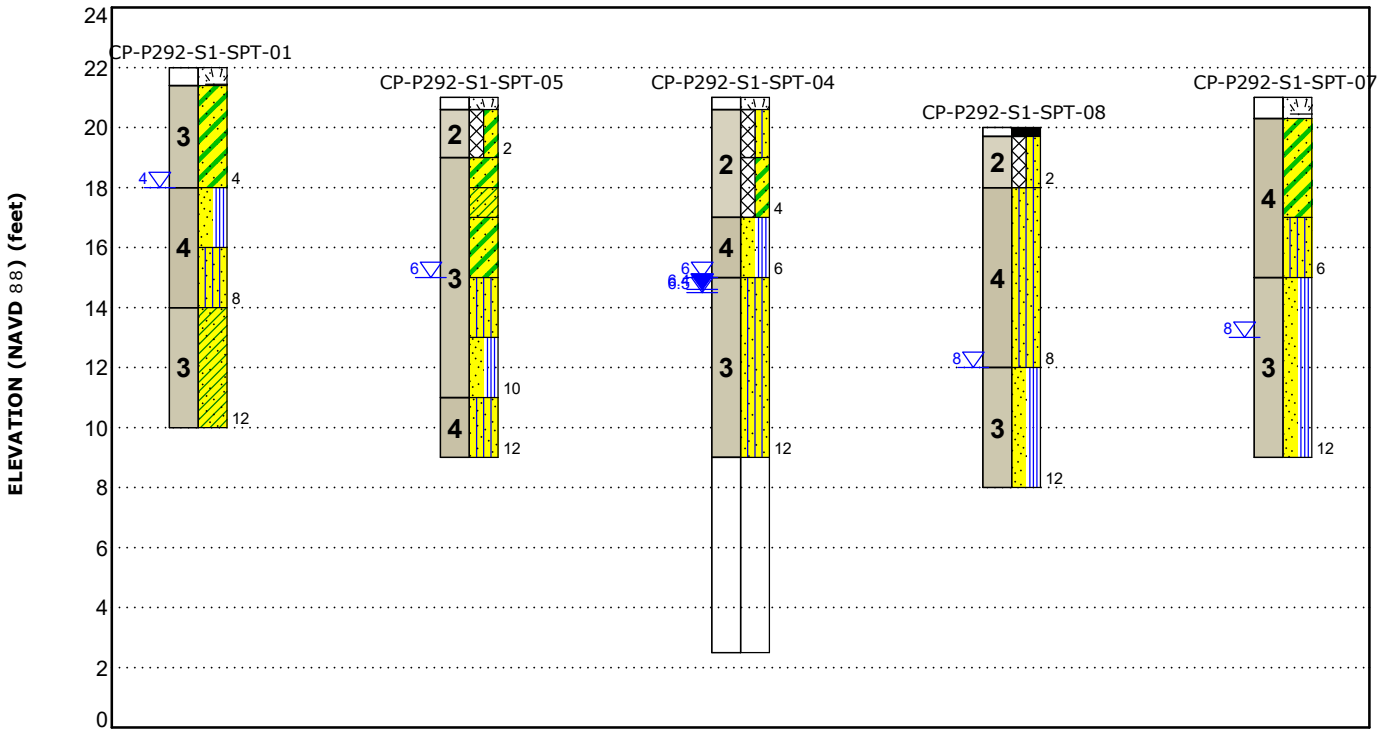

This is not a cross section. This is intended to display the Geotechnical Model only. See individual logs for more detailed conditions.

Model Layer	Layer Name	General Description
1	**Surface Materials**	1 inch to 8 inches of Surficial, Organic-Laden Soil; 2 inches to 4 inches of Asphalt; 4 inches to 5 inches of Aggregate Base Course (ABC)
2	**POSSIBLE UNCONTROLLED FILL MATERIAL**	Sampled as SAND with varying amounts of Silt, Clay, and Gravel, variable density
3	**Soft SILT and CLAY and Very Loose SAND**	Very Soft to Stiff, SILT and CLAY (ML, CL, CH); and Very Loose to Loose, Silty and Clayey SAND (SM, SP-SM, SC); trace organics
4	**Loose to Medium Dense SAND**	Loose to Medium Dense, SAND (SP, SP-SM, SM) with varying amounts of Silt, Clay, clay lenses, and organics
5	**Underlying SAND and CLAY**	Loose to Very Dense, Silty and Clayey SAND (SP-SM, SM, SC-SM, SC); and Medium Stiff, Sandy CLAY (CL, CH); varying amounts of Gravel consisting of cemented sand and shell fragments occurring in lenses

Legend

- Topsoil
- Clayey Sand
- Poorly-graded Sand with Silt
- Silty Sand
- Sandy Lean Clay
- Asphalt

First Water Observation
Second Water Observation
Third Water Observation

Groundwater levels are temporal. The levels shown are representative of the date and time of our exploration. Significant changes are possible over time.
Water levels shown are as measured during and/or after drilling. In some cases, boring advancement methods mask the presence/absence of groundwater. See individual logs for details.

NOTES:
Layering shown on this figure has been developed by the geotechnical engineer for purposes of modeling the subsurface conditions as required for the subsequent geotechnical engineering for this project. Numbers adjacent to soil column indicate depth below ground surface.

FY26 USMC Barracks 2030 - P292
MCAS Cherry Point | Havelock, NC
Terracon Project No. K625P194

Subsurface Profile

Site 1 Section A-A'

Terracon
2108 Capital Dr, Ste 103
Wilmington, NC

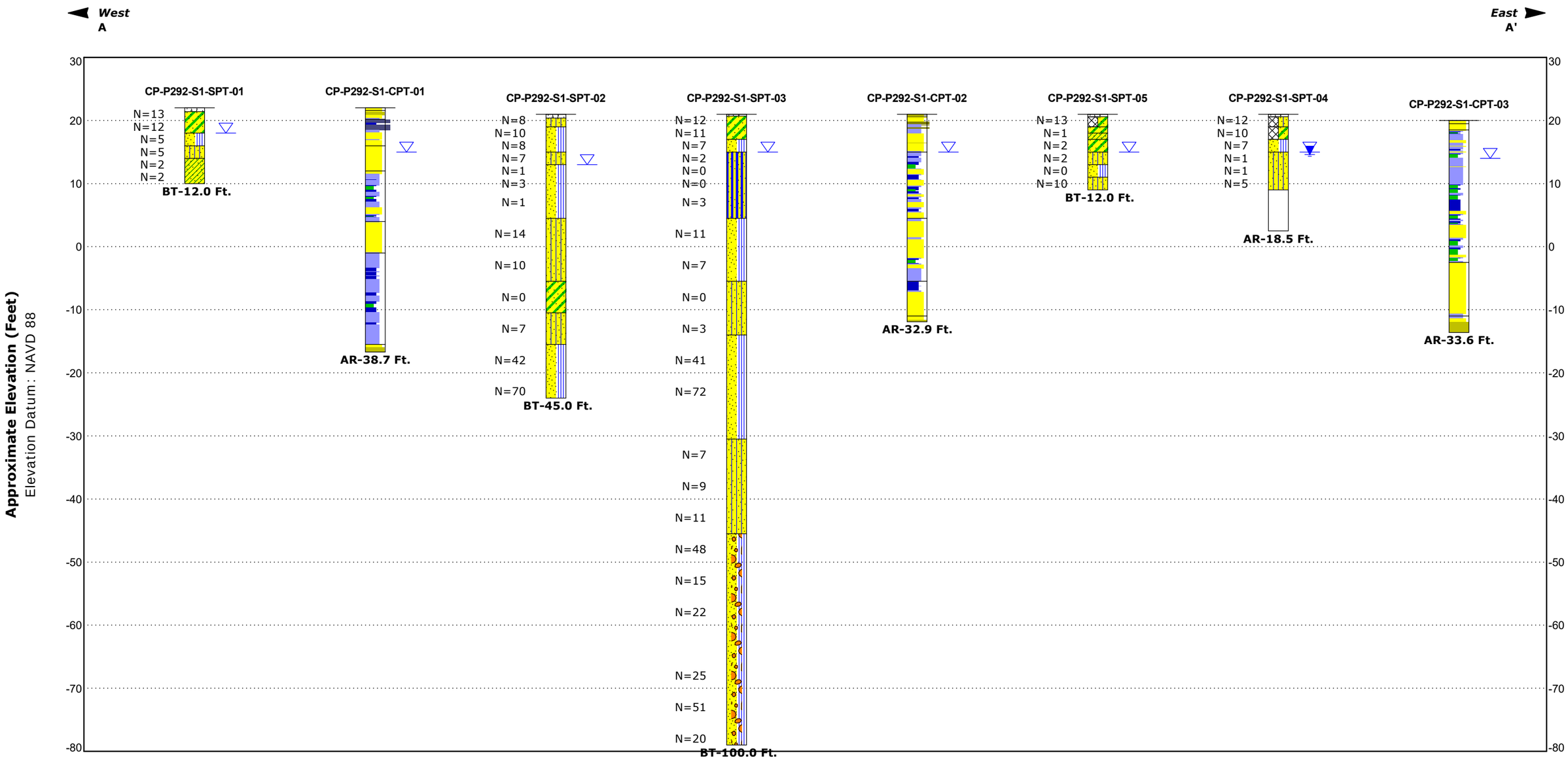

Notes	Water Level Observations	Explanation	Material Legend	CPT Soil Classification Graphic Color Code
See Exploration Plan for orientation of soil profile. See General Notes in Supporting Information for symbols and soil classifications. Soils profile provided for illustration purposes only. Soils between borings may differ AR - Auger Refusal BT - Boring Termination	Water Level Reading at time of drilling. Water Level Reading after drilling.	CP-P292-S1-SPT-01 Borehole Number Moisture Content —%w LL PL — Liquid and Plastic Limits Sampling (See General Notes) Borehole Lithology AR BT Borehole Termination Type	Topsoil Clayey Sand Poorly-graded Sand with Silt Silty Sand Sandy Lean Clay Sandy Silt Poorly-graded Sand with Silt and Gravel	1 Sensitive, fine grained 2 Organic soils - clay 3 Clay - silty clay to clay 4 Silt mixtures - clayey silt to silty clay 5 Sand mixtures - silty sand to sandy silt 6 Sands - clean sand to silty sand 7 Gravelly sand to dense sand 8 Very stiff sand to clayey sand 9 Very stiff fine grained

FY26 USMC Barracks 2030 - P292
MCAS Cherry Point | Havelock, NC
Terracon Project No. K625P194

Subsurface Profile

Site 1 Section B-B'

Terracon
2108 Capital Dr, Ste 103
Wilmington, NC

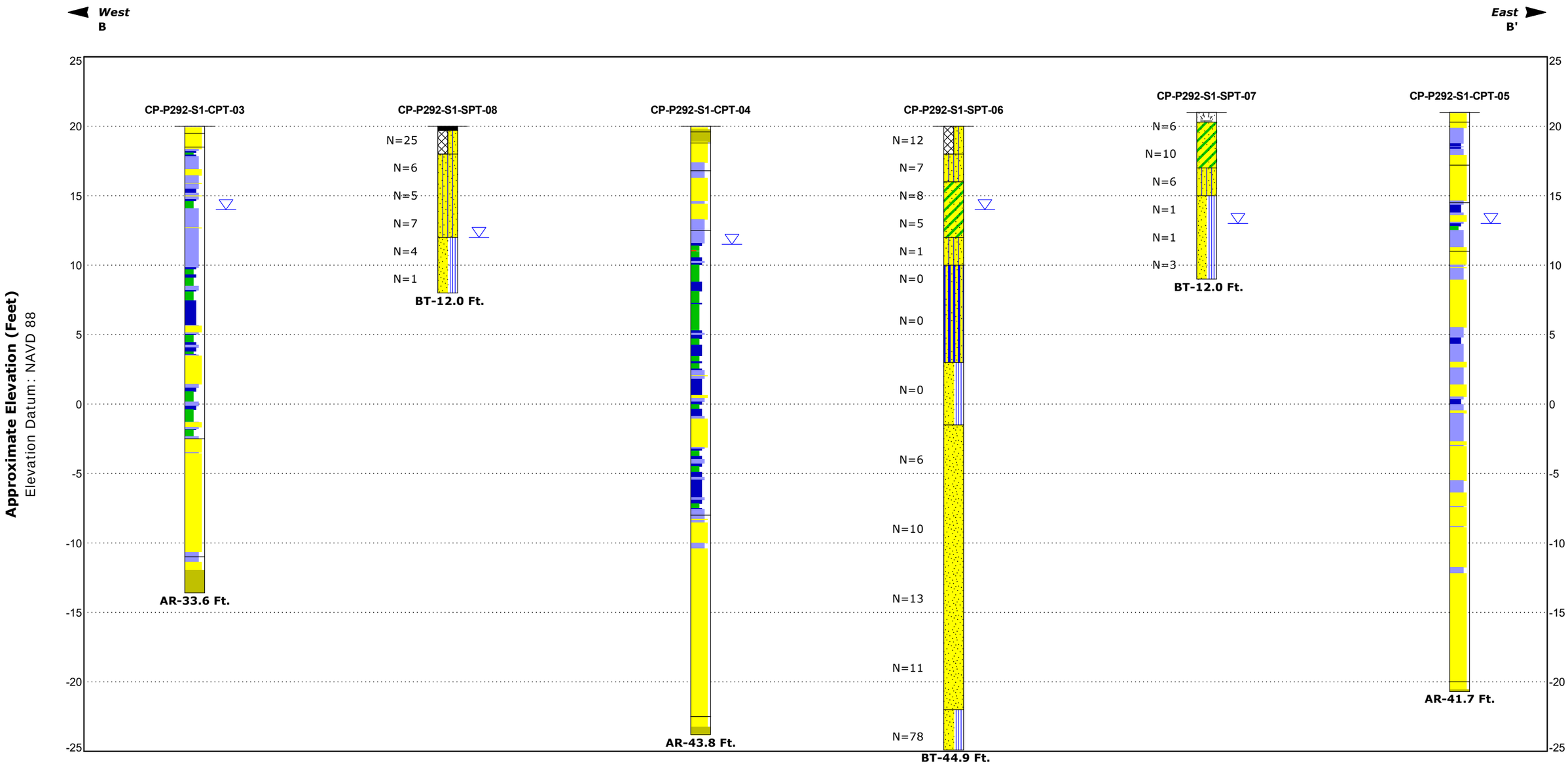

Notes	Water Level Observations	Explanation	Material Legend	CPT Soil Classification Graphic Color Code
See Exploration Plan for orientation of soil profile. See General Notes in Supporting Information for symbols and soil classifications. Soils profile provided for illustration purposes only. Soils between borings may differ AR - Auger Refusal BT - Boring Termination	Water Level Reading at time of drilling. Water Level Reading after drilling.	CP-P292-S1-SPT-06 Borehole Number Moisture Content %w LL PL Liquid and Plastic Limits Sampling (See General Notes) Borehole Lithology AR BT Borehole Termination Type	Silty Sand Clayey Sand Sandy Silt Poorly-graded Sand with Silt Poorly-graded Sand Topsoil Asphalt	1 Sensitive, fine grained 2 Organic soils - clay 3 Clay - silty clay to clay 4 Silt mixtures - clayey silt to silty clay 5 Sand mixtures - silty sand to sandy silt 6 Sands - clean sand to silty sand 7 Gravelly sand to dense sand 8 Very stiff sand to clayey sand 9 Very stiff fine grained

Site 2 Figures

Terracon
2108 Capital Dr, Ste 103
Wilmington, NC

Site 2 GeoModel

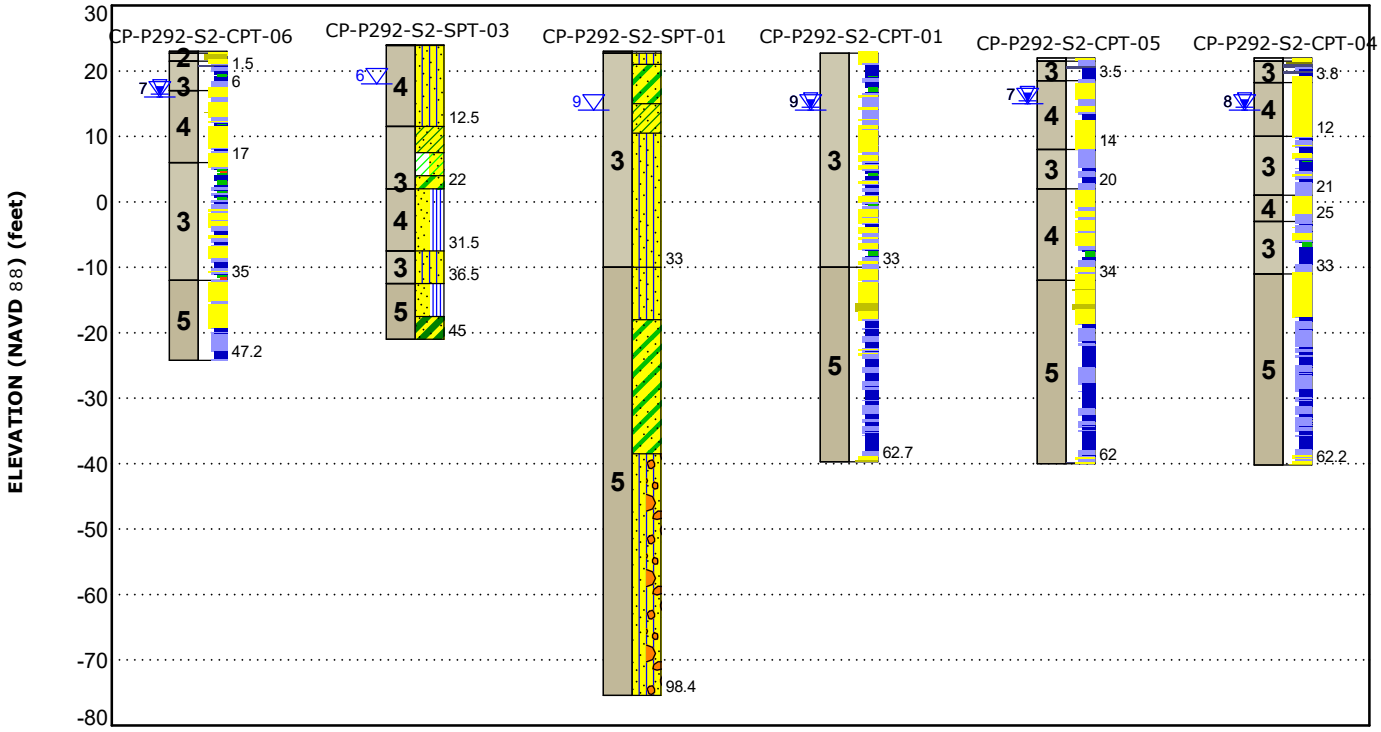

This is not a cross section. This is intended to display the Geotechnical Model only. See individual logs for more detailed conditions.

Model Layer	Layer Name	General Description
1	**Surface Materials**	1 inch to 8 inches of Surficial, Organic-Laden Soil; 2 inches to 4 inches of Asphalt; 4 inches to 5 inches of Aggregate Base Course (ABC)
2	**POSSIBLE UNCONTROLLED FILL MATERIAL**	Sampled as SAND with varying amounts of Silt, Clay, and Gravel, variable density
3	**Soft SILT and CLAY and Very Loose SAND**	Very Soft to Stiff, SILT and CLAY (ML, CL, CH); and Very Loose to Loose, Silty and Clayey SAND (SM, SP-SM, SC); trace organics
4	**Loose to Medium Dense SAND**	Loose to Medium Dense, SAND (SP, SP-SM, SM) with varying amounts of Silt, Clay, clay lenses, and organics
5	**Underlying SAND and CLAY**	Loose to Very Dense, Silty and Clayey SAND (SP-SM, SM, SC-SM, SC); and Medium Stiff, Sandy CLAY (CL, CH); varying amounts of Gravel consisting of cemented sand and shell fragments occurring in lenses

Legend

- Topsoil
- Silty Sand
- Clayey Sand
- Sandy Lean Clay
- Silty Sand with Gravel
- Lean Clay with Sand
- Poorly-graded Sand with Silt
- Sandy Fat Clay

Soil Behavior Type (SBT)

- **7 Gravelly sand to dense sand**
- **8 Very stiff sand to clayey sand**
- **3 Clay - silty clay to clay**
- **1 Sensitive, fine grained**
- **2 Organic soils - clay**
- **6 Sands - clean sand to silty sand**
- **4 Silt mixtures - clayey silt to silty clay**
- **5 Sand mixtures - silty sand to sandy silt**
- **9 Very stiff fine grained**

CPT Assumed Water Depth

First Water Observation
Second Water Observation
Third Water Observation

Groundwater levels are temporal. The levels shown are representative of the date and time of our exploration. Significant changes are possible over time.
Water levels shown are as measured during and/or after drilling. In some cases, boring advancement methods mask the presence/absence of groundwater. See individual logs for details.

NOTES:
Layering shown on this figure has been developed by the geotechnical engineer for purposes of modeling the subsurface conditions as required for the subsequent geotechnical engineering for this project. Numbers adjacent to soil column indicate depth below ground surface.

Terracon
2108 Capital Dr, Ste 103
Wilmington, NC

Site 2 GeoModel

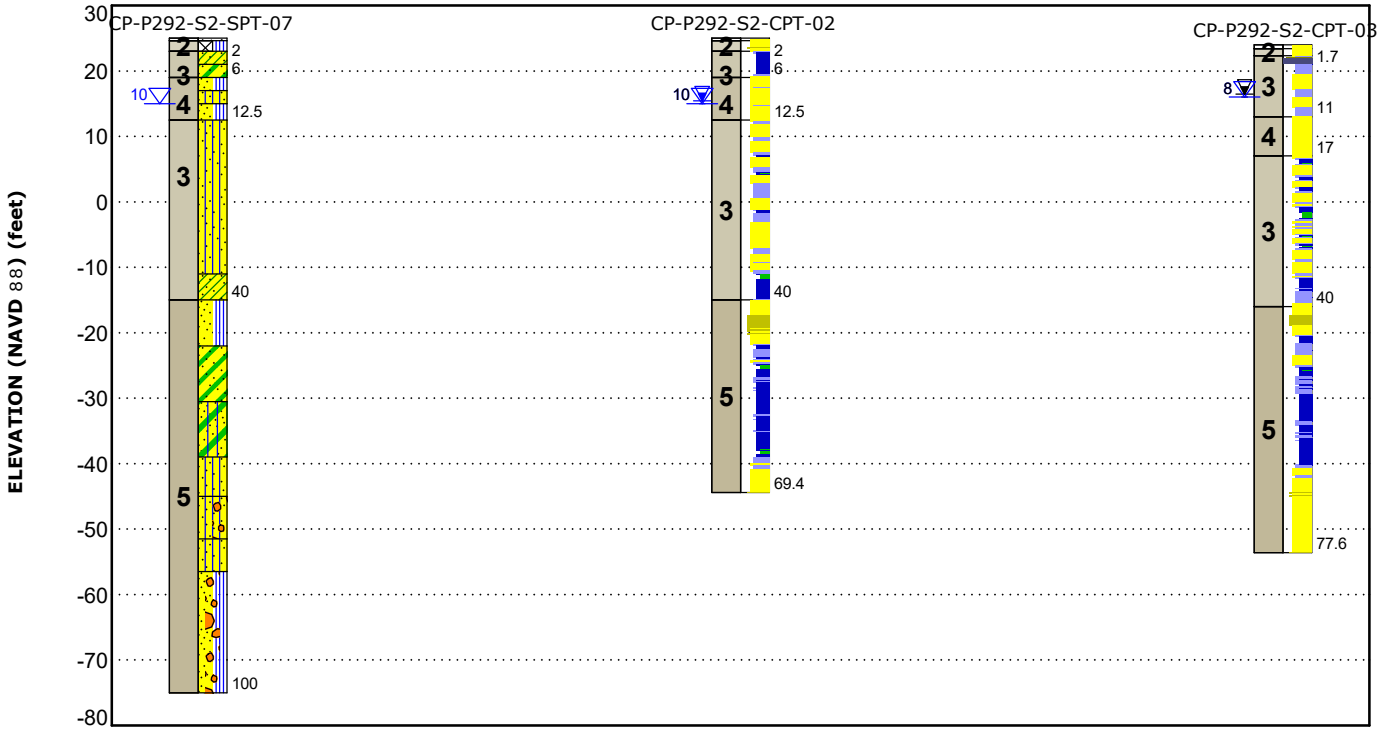

This is not a cross section. This is intended to display the Geotechnical Model only. See individual logs for more detailed conditions.

Model Layer	Layer Name	General Description
1	**Surface Materials**	1 inch to 8 inches of Surficial, Organic-Laden Soil; 2 inches to 4 inches of Asphalt; 4 inches to 5 inches of Aggregate Base Course (ABC)
2	**POSSIBLE UNCONTROLLED FILL MATERIAL**	Sampled as SAND with varying amounts of Silt, Clay, and Gravel, variable density
3	**Soft SILT and CLAY and Very Loose SAND**	Very Soft to Stiff, SILT and CLAY (ML, CL, CH); and Very Loose to Loose, Silty and Clayey SAND (SM, SP-SM, SC); trace organics
4	**Loose to Medium Dense SAND**	Loose to Medium Dense, SAND (SP, SP-SM, SM) with varying amounts of Silt, Clay, clay lenses, and organics
5	**Underlying SAND and CLAY**	Loose to Very Dense, Silty and Clayey SAND (SP-SM, SM, SC-SM, SC); and Medium Stiff, Sandy CLAY (CL, CH); varying amounts of Gravel consisting of cemented sand and shell fragments occurring in lenses

Legend

- Topsoil
- Poorly-graded Sand with Silt
- Sandy Lean Clay
- Clayey Sand
- Silty Sand
- Silty Clayey Sand
- Silty Sand with Gravel
- Poorly-graded Sand with Silt and Gravel

Soil Behavior Type (SBT)

- **7 Gravelly sand to dense sand**
- **8 Very stiff sand to clayey sand**
- **3 Clay - silty clay to clay**
- **1 Sensitive, fine grained**
- **2 Organic soils - clay**
- **6 Sands - clean sand to silty sand**
- **4 Silt mixtures - clayey silt to silty clay**
- **5 Sand mixtures - silty sand to sandy silt**
- **9 Very stiff fine grained**

CPT Assumed Water Depth

First Water Observation
Second Water Observation
Third Water Observation

Groundwater levels are temporal. The levels shown are representative of the date and time of our exploration. Significant changes are possible over time.
Water levels shown are as measured during and/or after drilling. In some cases, boring advancement methods mask the presence/absence of groundwater. See individual logs for details.

NOTES:
Layering shown on this figure has been developed by the geotechnical engineer for purposes of modeling the subsurface conditions as required for the subsequent geotechnical engineering for this project. Numbers adjacent to soil column indicate depth below ground surface.

Terracon
2108 Capital Dr, Ste 103
Wilmington, NC

Site 2 GeoModel

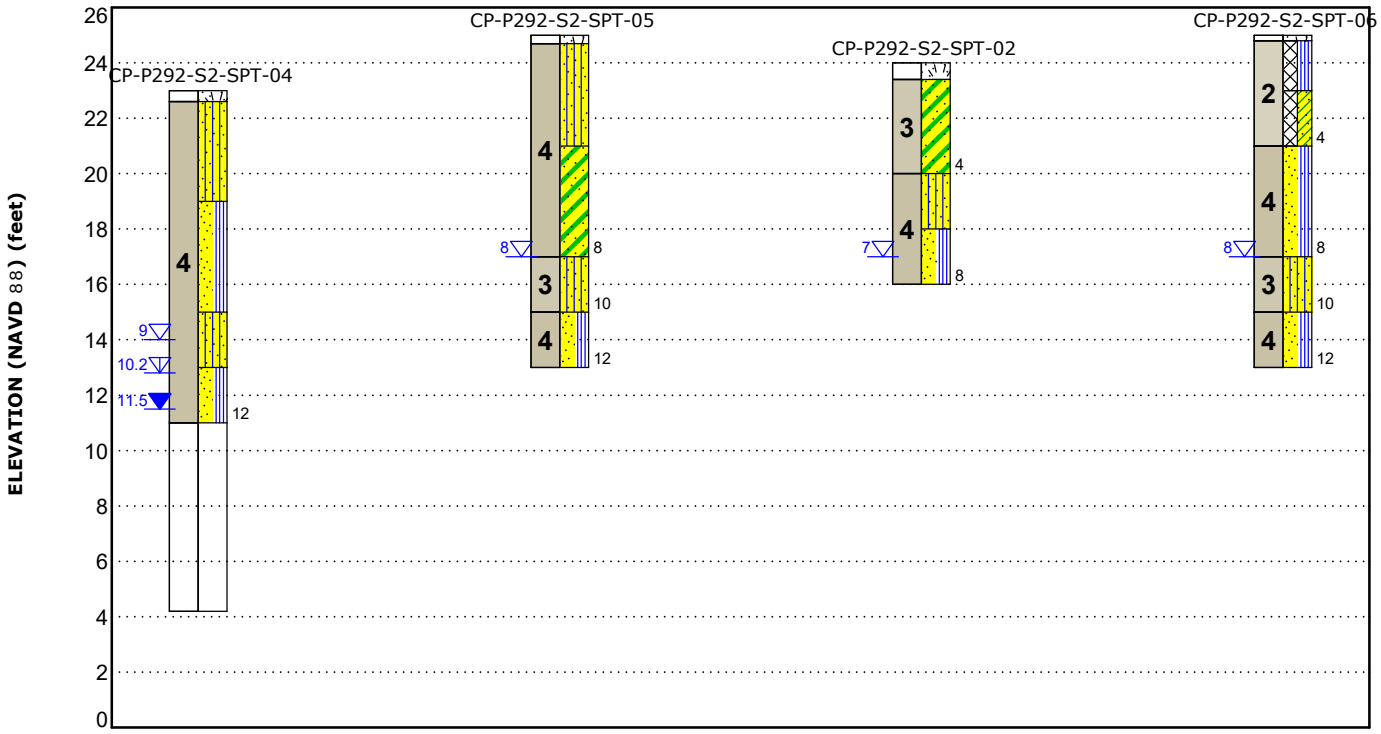

This is not a cross section. This is intended to display the Geotechnical Model only. See individual logs for more detailed conditions.

Model Layer	Layer Name	General Description
1	**Surface Materials**	1 inch to 8 inches of Surficial, Organic-Laden Soil; 2 inches to 4 inches of Asphalt; 4 inches to 5 inches of Aggregate Base Course (ABC)
2	**POSSIBLE UNCONTROLLED FILL MATERIAL**	Sampled as SAND with varying amounts of Silt, Clay, and Gravel, variable density
3	**Soft SILT and CLAY and Very Loose SAND**	Very Soft to Stiff, SILT and CLAY (ML, CL, CH); and Very Loose to Loose, Silty and Clayey SAND (SM, SP-SM, SC); trace organics
4	**Loose to Medium Dense SAND**	Loose to Medium Dense, SAND (SP, SP-SM, SM) with varying amounts of Silt, Clay, clay lenses, and organics
5	**Underlying SAND and CLAY**	Loose to Very Dense, Silty and Clayey SAND (SP-SM, SM, SC-SM, SC); and Medium Stiff, Sandy CLAY (CL, CH); varying amounts of Gravel consisting of cemented sand and shell fragments occurring in lenses

Legend

- Topsoil
- Silty Sand
- Clayey Sand
- Poorly-graded Sand with Silt
- Sandy Lean Clay

First Water Observation
Second Water Observation
Third Water Observation

Groundwater levels are temporal. The levels shown are representative of the date and time of our exploration. Significant changes are possible over time.
Water levels shown are as measured during and/or after drilling. In some cases, boring advancement methods mask the presence/absence of groundwater. See individual logs for details.

NOTES:
Layering shown on this figure has been developed by the geotechnical engineer for purposes of modeling the subsurface conditions as required for the subsequent geotechnical engineering for this project. Numbers adjacent to soil column indicate depth below ground surface.

FY26 USMC Barracks 2030 - P292
MCAS Cherry Point | Havelock, NC
Terracon Project No. K625P194

Subsurface Profile

Site 2 Section A-A'

Terracon
2108 Capital Dr, Ste 103
Wilmington, NC

Notes	Water Level Observations	Explanation	Material Legend	CPT Soil Classification Graphic Color Code
See Exploration Plan for orientation of soil profile. See General Notes in Supporting Information for symbols and soil classifications. Soils profile provided for illustration purposes only. Soils between borings may differ AR - Auger Refusal BT - Boring Termination	Water Level Reading at time of drilling. Water Level Reading after drilling.	CP-P292-S2-SPT-01 — Borehole Number Moisture Content — %w LL PL — Liquid and Plastic Limits Sampling (See General Notes) Borehole Lithology AR BT — Borehole Termination Type	Topsoil Silty Sand Clayey Sand Sandy Lean Clay Silty Sand with Gravel Poorly-graded Sand with Silt	1 Sensitive, fine grained 2 Organic soils - clay 3 Clay - silty clay to clay 4 Silt mixtures - clayey silt to silty clay 5 Sand mixtures - silty sand to sandy silt 6 Sands - clean sand to silty sand 7 Gravelly sand to dense sand 8 Very stiff sand to clayey sand 9 Very stiff fine grained

FY26 USMC Barracks 2030 - P292
MCAS Cherry Point | Havelock, NC
Terracon Project No. K625P194

Subsurface Profile

Site 2 Section B-B'

Terracon
2108 Capital Dr, Ste 103
Wilmington, NC

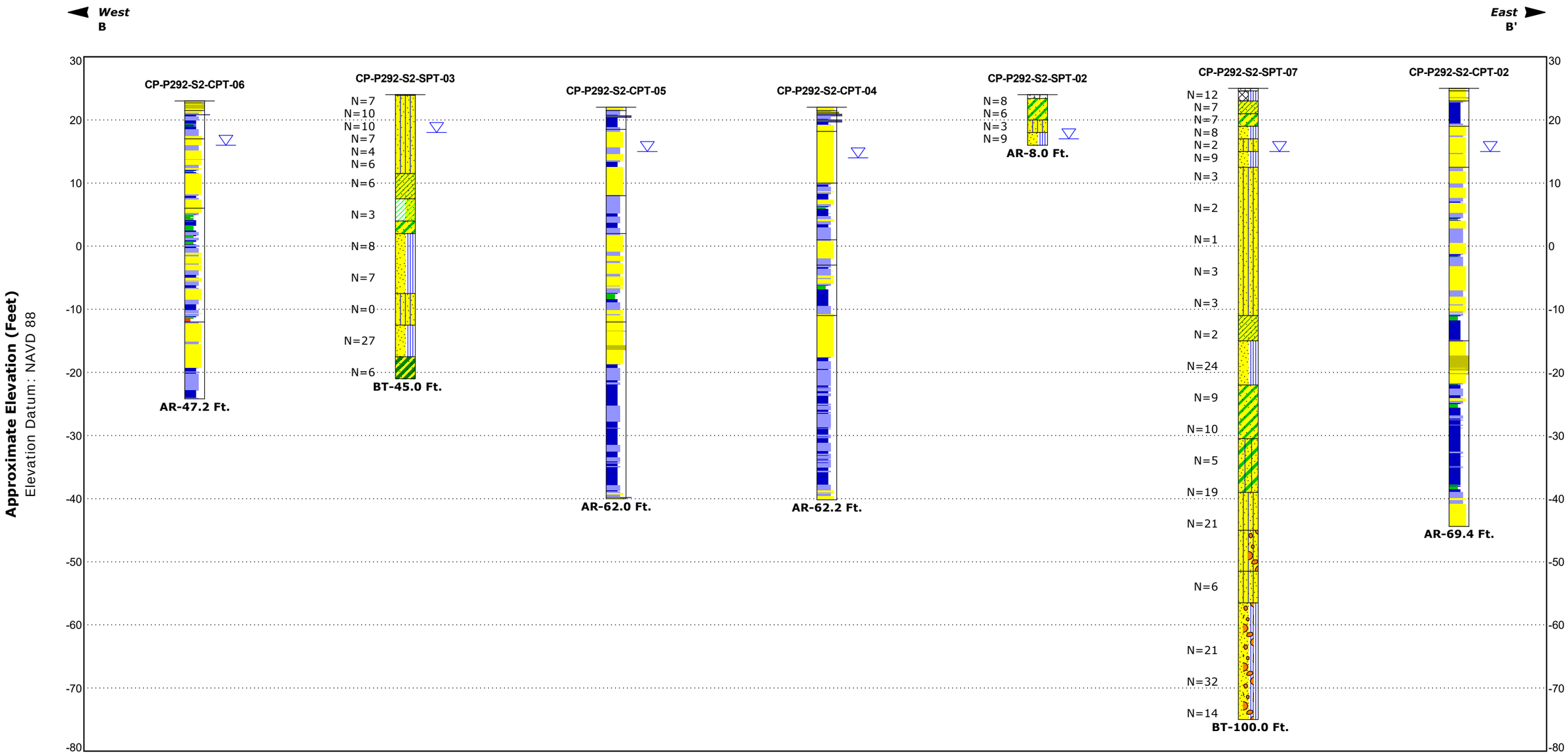

Notes	Water Level Observations	Explanation
See Exploration Plan for orientation of soil profile. See General Notes in Supporting Information for symbols and soil classifications. Soils profile provided for illustration purposes only. Soils between borings may differ AR - Auger Refusal BT - Boring Termination	Water Level Reading at time of drilling. Water Level Reading after drilling.	CP-P292-S2-SPT-02 — Borehole Number Moisture Content — %w LL PL — Liquid and Plastic Limits Sampling (See General Notes) Borehole Lithology AR BT Borehole Termination Type

Material Legend

- Topsoil
- Clayey Sand
- Silty Sand
- Poorly-graded Sand with Silt
- Sandy Lean Clay
- Lean Clay with Sand
- Sandy Fat Clay
- Silty Clayey Sand
- Silty Sand with Gravel
- Poorly-graded Sand with Silt and Gravel

CPT Soil Classification Graphic Color Code

1 Sensitive, fine grained
2 Organic soils - clay
3 Clay - silty clay to clay
4 Silt mixtures - clayey silt to silty clay
5 Sand mixtures - silty sand to sandy silt
6 Sands - clean sand to silty sand
7 Gravelly sand to dense sand
8 Very stiff sand to clayey sand
9 Very stiff fine grained

Attachments

Contents:

Exploration and Laboratory Testing Procedures
Site Location and Exploration Plans
Exploration and Laboratory Results
Supporting Information

Exploration and Testing Procedures

Field Exploration

Site	Exploration ID	Exploration Method	Approximate Boring Depth (feet)
P-292 Site 1	CP-P292-S1-SPT-01 through CP-P292-S1-SPT-08	SPT	12 to 100
	CP-P292-S1-CPT-01 through CP-P292-S1-CPT-05	CPT	32.9 to 43.8
	CP-P292-S1-SPT-04	SPT / Temporary Monitoring Well	15 / 12
P-292 Site 2	CP-P292-S1-SPT-01 through CP-P292-S1-SPT-07	SPT	8 to 100
	CP-P292-S1-CPT-01 through CP-P292-S1-CPT-06	CPT	47.2 to 77.6
	CP-P292-S2-SPT-04	SPT / Temporary Monitoring Well	15 / 12

Exploration Layout and Elevations: The exploration locations were established by **Terracon** and confirmed with the Client and NAVFAC prior to mobilizing to the project site. **Terracon** personnel provided the exploration layout using handheld GPS equipment and referencing existing site features. The coordinates for exploration locations that were adjusted in the field due to utility conflicts or field obstructions were captured in the field using a handheld GPS and updated on the exploration logs. The approximate exploration locations are shown in the **Site Location and Exploration Plans** attachment.

Prior to mobilization, utility clearance was obtained at each location through NC811 and using a **Terracon** private subsurface utility locator utilizing Ground Penetrating Radar (GPR), Electromagnetic (EM) locating, and metal detecting. All existing subsurface utilities were marked within a 25-foot radius of each proposed field exploration location. No subsurface explorations were conducted within 5 feet (horizontal distance) of existing utility lines or site environmental monitoring wells. The private utility locator competency letter, photo-documentation, and subsurface utility plan is provided in the **Supporting Information** attachment.

Approximate ground surface elevations for site 2 were obtained by interpolation from the project specific topographic survey to the nearest 0.5 feet. At the time of this report, no topographic survey has been provided for site 1. Exploration elevations for site 1 were estimated using Google Earth Pro™ (WGS84). All location coordinates were recorded in WGS 84 latitude and longitude to the accuracy available to the handheld GPS. The completed locations coordinates were converted to state Plane northing and easting US Survey feet.

Subsurface Exploration Procedures: The SPT borings were performed using a track-mounted rotary drill rig with the use of rotary wash "mud" or continuous flight augers (hollow stem, for the temporary well locations) drilling procedures in general accordance with ASTM D 1586. The tests were performed continuously from the existing ground surface to a depth of 12 feet and at intervals of 5 feet, starting at a depth of 13 feet The soil samples were obtained with a standard 1.4" I.D., 2" O.D., 30" long split-spoon sampler. The sampler was driven into the ground 24 inches with blows of a 140 lb. hammer falling 30 inches, using an automatic hammer. The number of blows required to drive the sampler each 6-inch increment of penetration was recorded and is shown on the boring logs. The sum of the second and third penetration increments is termed the SPT N-value (uncorrected for automatic hammer and overburden). A representative portion of each disturbed split-spoon sample was collected for each boring, placed in a glass jar, sealed, labeled, and returned to our laboratory for review and testing.

Additionally, each soil interval was screened in the field for organic vapors using a photo-ionization detector (PID).

We also observed the boreholes while drilling and at the completion of drilling for the presence of groundwater. The observed groundwater levels are shown on the attached boring logs. All boreholes were backfilled upon completion with the soil cutting mixed with bentonite grout using the tremie method in general accordance with the industry standard of care. The surplus soil cuttings, decontamination water, purged groundwater, and slurry (Investigation Derived Waste – IDW) were containerized within DOT-approved 55-gallos, chemical resistant drums, and were properly labeled and temporary stored at NAVFAC pre-approved staging area. Boring performed within existing pavement areas were patched with either quick-set sack mix concrete or asphalt cold patch.

All soil boring and sampling operations were monitored and logged on-site by a full-time experienced Geotechnical Engineer who prepared field boring logs as part of the field operations. The sampling depths, penetration distances, and other sampling information (PP, PID, and groundwater depths) were recorded on the field boring logs. These field logs included visual classifications of the materials observed during drilling and our interpretation of the subsurface conditions between samples. Final boring logs were prepared from the field logs. The final boring logs represent the Geotechnical Engineer's interpretation of the field logs and include modifications based on observations and tests of the samples in our laboratory.

In addition to the SPT testing the following additional field activities were performed:

Hand Penetrometer: Hand Penetrometer (HP) testing was performed on split spoon samples obtained from the SPT borings in accordance with ASTM D4648. This test involves pressing a calibrated penetrometer into the soil sample to measure its resistance and provide estimates of soil cohesion in fine-grained soils.

Undisturbed Shelby Tubes: Undisturbed Shelby Tube samples were collected (3" diameter thin-walled tubes) from the soft clay layers encountered at the site, and returned to our laboratory for extrusion and one dimensional consolidation testing. The Shelby tube samples were hydraulically pushed into the soil with the SPT rig.

Bulk Soil Sampling: Bulk soil samples were obtained from the existing subgrade soils at depths ranging from 1 to 3 feet below existing grades, depending on surficial material thicknesses. The samples were manually excavated, containerized, and transported to our laboratory where they were subjected to California Bearing Ratio testing, Standard Proctor testing, and grain size analysis.

Investigation Derived Waste (IDW): Solid and liquid IDW generated from the drilling process was containerized separately, in 55-gallon drums. A representative solid sample and liquid sample was collected for every five (5) IDW drums for soils and liquids. The composite samples were placed in clean, laboratory supplied containers, packed with ice, and shipped to the contracted laboratory under chain-of custody for analysis.

Composite Soil Sampling: Composite soil samples for analytical and corrosion potential testing were collected from the site using a manual hand auger with a 3.25 inch diameter bucket. The hand auger was advanced from the existing ground surface to a maximum depth of 6 feet below existing ground surface. A continuous sample was collected from 1 to 6 feet. The recovered soils were blended over the entire depth, a composite sample was then placed in a clean, laboratory supplied container, packed on ice, and shipped to the contracted laboratory under chain-of-custody for analysis. The hand auger was decontaminated between boring using a non-phosphate industrial grade detergent and distilled water.

Temporary Piezometers: The piezometers were installed using 3.25 I.D. hollow stem auger and constructed of 2-inch diameter, Schedule 40 PVC materials with a 5-foot slotted section at the bottom end and a solid section extending above the ground surface. The well screen interval was set at an appropriate depth to capture the soil/groundwater interface. The borehole annulus was backfilled with filter sand (silica sand with 10-20 mesh size) to 1 foot above the well screen and sealed with bentonite pellets to the ground surface. Piezometers were abandoned by removing piping and backfilling with bentonite grout in accordance with Installation, State, and Federal requirements. The ground surface was than regraded.

Groundwater Sampling: Groundwater samples were collected from the water column of the piezometers. The piezometers were developed using a peristaltic pump and disposable tubing to remove groundwater for a minimum of three well volumes or until the turbidity was decreased significantly and water ran clear. Low flow purging and sampling techniques (i.e., <250 milliliters per minute) were used for the piezometers to collect a representative sample, reduce turbidity, and minimize purge water volume. Each groundwater sample was collected after stabilization of field parameters (e.g., pH and specific conductance) and reduction of turbidity to below approximately 10 nephelometric turbidity units. The groundwater samples were placed in clean, laboratory supplied containers, packed with ice, and shipped to the contracted laboratory under chain-of-custody for analysis. Any reused equipment was decontaminated prior to each well sample.

Infiltration Testing: Constant-Head Borehole Permeameter Infiltration testing was performed at boring locations and depths as directed by the client. The individual test location boreholes were prepared utilizing a planar auger to remove soil cuttings from the base. Permeability testing was then conducted utilizing an Aardvark Permeameter™.

An adjustable-height table was positioned beside the borehole and leveled to set the water reservoir at the elevation required to produce the selected constant hydraulic head for the test. A digital scale with 0.01-gram readability was placed on the table to continuously measure reservoir mass during infiltration. A flexible, low-resistance feed tube connected the reservoir to the Aardvark Permeameter Module (APM) without imparting measurable load or backpressure.

The APM, which incorporates a precision float and valve assembly, was suspended in the borehole using a calibrated tape measure and positioned at the test elevation. The APM maintains a constant water level (head) within the borehole by automatically regulating inflow from the reservoir. Consistent with the requirements of the Glover Solution, the APM was set to maintain a water level approximately five times the borehole radius above the bottom of the borehole.

Testing began when the shutoff valve on the reservoir line was opened, allowing water to flow through the APM and establish the selected constant head. As the surrounding soil wetted and a stable wetting bulb developed, infiltration rates gradually decreased until near-steady flow was reached. The reservoir mass was recorded at regular time intervals to quantify the infiltration rate, and water was added to the reservoir as needed to maintain test continuity. All fittings, quick-connects, and valves were periodically checked to ensure leak-free operation.

Upon reaching stabilized flow conditions, the flow rate (Q) was determined from measured reservoir mass changes. Together with the constant head (H) and borehole diameter (D), the saturated hydraulic conductivity (Ksat) was calculated using the Glover Solution for constant-head infiltration in unlined boreholes.

Cone Penetration Test (CPT) Soundings: The CPT hydraulically pushes an instrumented cone through the soil while nearly continuous readings are recorded to a portable computer. No soil samples are gathered through this subsurface investigation technique. The cone is equipped with electronic load cells to measure tip resistance and sleeve resistance and a pressure transducer to measure the generated ambient pore pressure. These measurements are correlated to various soil properties used for geotechnical design based on the correlations presented by Robertson & Cabal (2022) and Mayne et. Al (2023). These correlations are summarized in Attachment **CPT General Notes**.

The CPT rig and piezocone used for this project have the following specifications:

- Tip Area: 10-15 square-centimeters (cm^2)
- Sleeve Area: 150-225 cm^2
- Cone Apex Angle: 60°
- Pore Pressure Transducer Location: U_2
- Net Area Ratio: See logs
- Push Rate: 2 centimeters per second (cm/s)
- Reading Frequency: 1 reading per second (or, 1 reading per centimeter)

Calibration reports for the CPT rig used at the site can be provided upon request. CPT testing is conducted in general accordance with ASTM D5778 "Standard Test Method for Performing Electronic Friction Cone and Piezocone Penetration Testing of Soils." Upon completion, the data collected was downloaded and processed by the project engineer.

The following tests were performed supplemental to the CPT soundings:

Shear Wave Velocity Testing: Shear wave velocity testing is a supplement to the CPT with added instrumentation used to determine shear wave velocity with depth. This additional information is collected via an accelerometer placed above the instrumented cone. A shear wave is generated at the ground surface, such as a hammer striking a steel plate on the end, which propagates through the soil and is recorded by the geophone at selected intervals (typically 1 meter). From this data, the interval shear wave velocities of the soil are calculated. These interval velocities can be used to develop the shear wave velocity profile for the site and can be used to determine a seismic site classification.

Pore Pressure Dissipation (PPD) Testing: PPD testing was performed in accordance with ASTM D6067. This test involves pausing the penetration of the CPT piezocone and allowing the excess pore pressure (generated by advancing the cone) to dissipate. During this process, pore pressure readings are taken at one-second intervals and the rate of dissipation is recorded over time. The results of this test can be used to estimate a coefficient of consolidation for fine-grained soils, C_V, and ultimately predict the time rate of consolidation.

Soil Classification and Index Testing

Soil testing provided by **Terracon** was performed in accordance with American Society for Testing and Materials (ASTM) standards. All soils and materials tests were performed in our American Association of State Highway and Transportation Officials (AASHTO re:source) and US Army Corps of Engineers certified laboratory.

Representative portions of all soil samples collected during drilling operations were labeled, preserved, and transferred to our laboratory in accordance with ASTM D4220 for classification and analysis. Soil descriptions on the boring logs are provided using visual-manual methods in general accordance with ASTM D2488 using the Unified Soil Classification System (USCS).

Soil samples that were selected for index testing were classified in general accordance with ASTM D2487. It should be noted that some variation can be expected between samples classified using the visual-manual procedure (ASTM D2488) and the USCS (ASTM D2487). A summary of the soil classification system is provided in the **Supporting Information** attachment.

Laboratory Testing

Representative split-spoon soil samples were selected and subjected to laboratory testing in order to corroborate the visual classification.

The laboratory testing program included the following types of tests:

- Moisture Content (ASTM D2216)
- Atterberg Limits (ASTM D4318)
- No. 200 Wash (ASTM D1140)
- Sieve Analysis (ASTM D6913)
- Pocket Penetrometer Testing on Cohesive Soils (ASTM D4648)
- Moisture Density Relationship (Standard Proctor Testing) (ASTM D698)
- California Bearing Ratio (CBR) Testing (ASTM D1883)

The laboratory testing program often included examination of soil samples by an engineer. Based on the results of our field and laboratory programs, we described and classified the soil samples in accordance with the Unified Soil Classification System.

Site Location and Exploration Plans

Contents:

Site Location
USGS State Geologic Map
Historical Aerial Image - 1993
Exploration Plan – P-292 Site 1
Exploration Plan – P-292 Site 2

Site Location

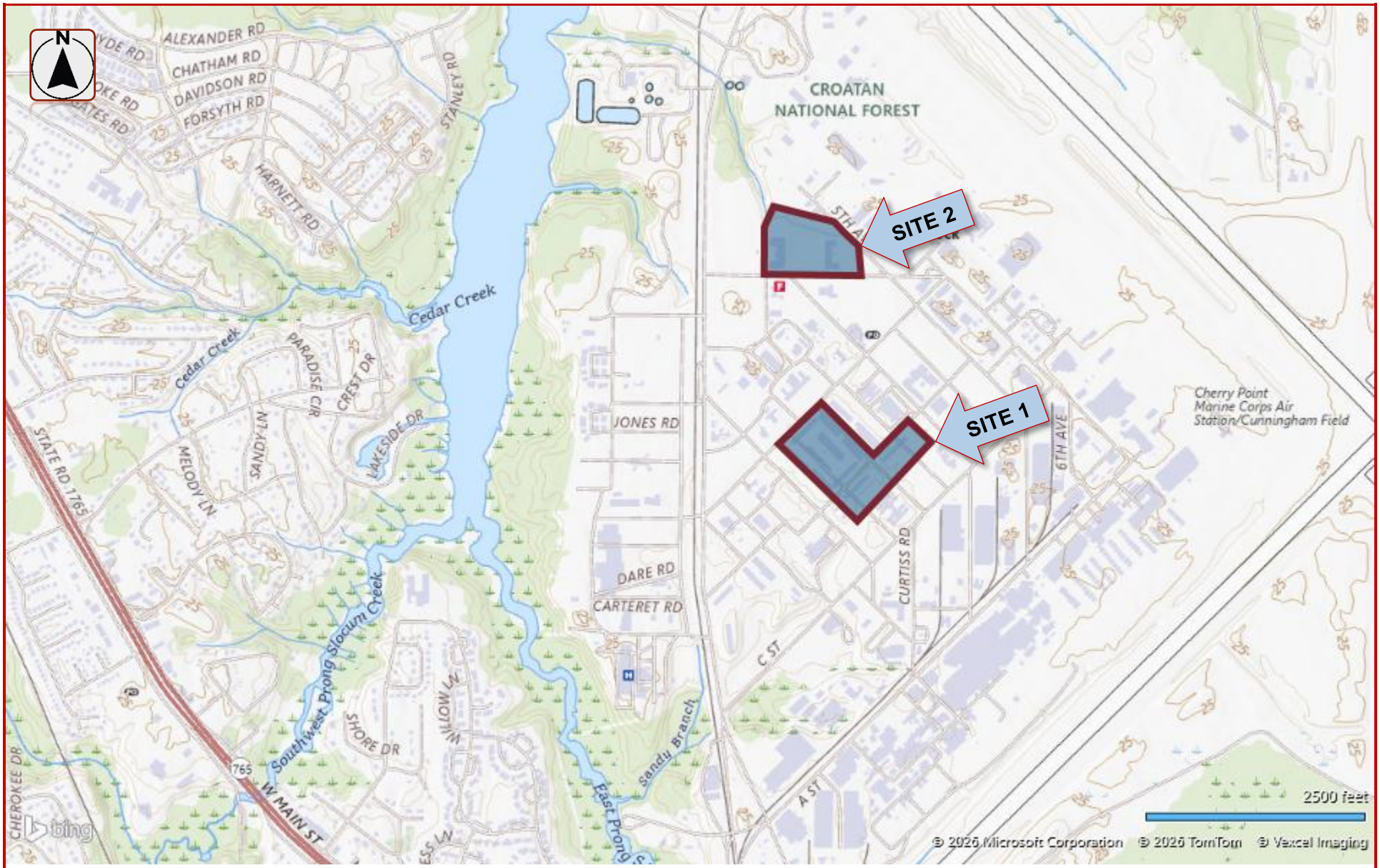

DIAGRAM IS FOR GENERAL LOCATION ONLY, AND IS NOT INTENDED FOR CONSTRUCTION PURPOSES

MAP PROVIDED BY USGS, 2020

USGS Geologic Map

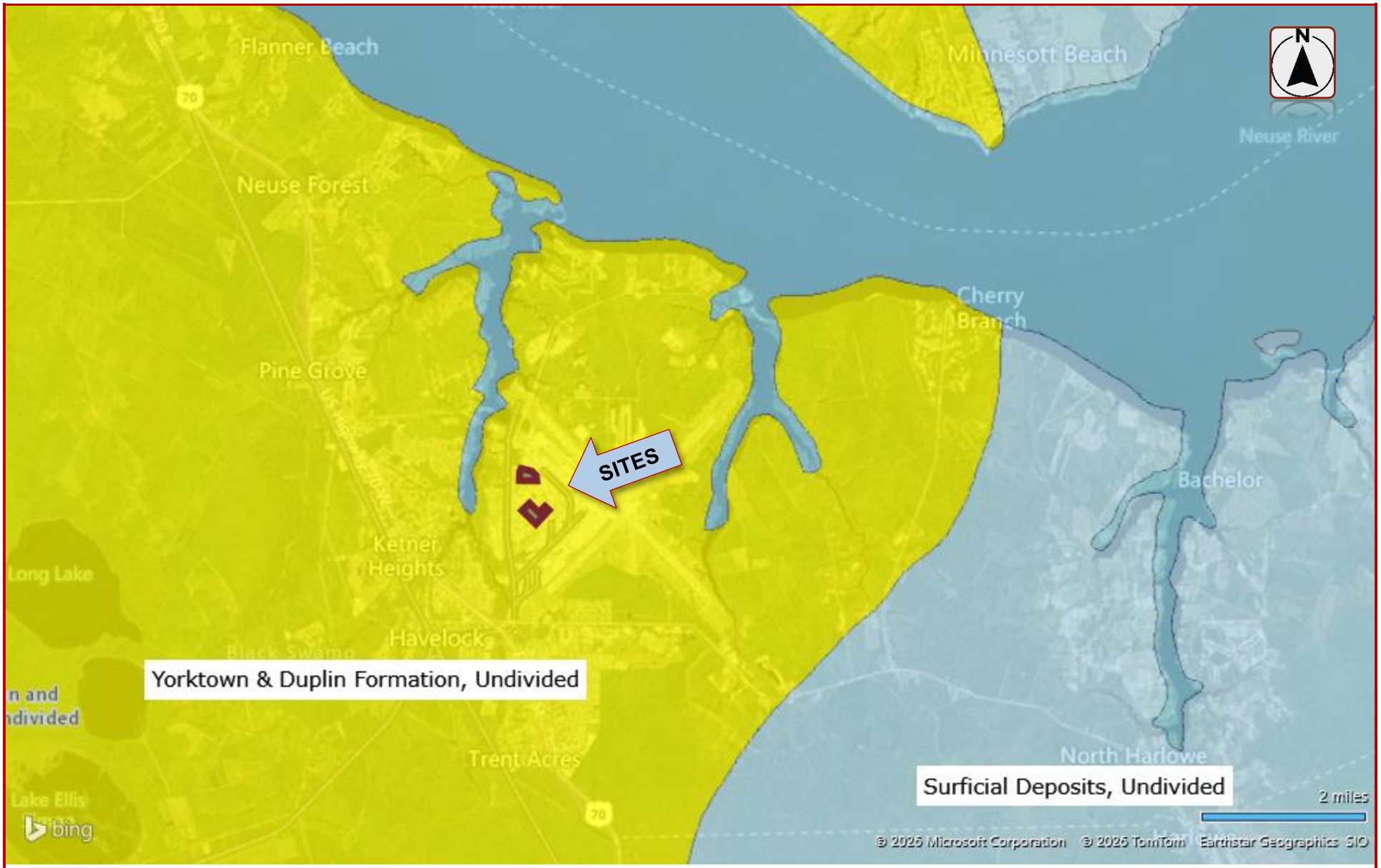

DIAGRAM IS FOR GENERAL LOCATION ONLY, AND IS NOT INTENDED FOR CONSTRUCTION PURPOSES

GEOLOGIC MAP OF NORTH CAROLINA, 1985

Historical Aerial Image - 1993

DIAGRAM IS FOR GENERAL LOCATION ONLY, AND IS NOT INTENDED FOR CONSTRUCTION PURPOSES

MAP PROVIDED BY MICROSOFT BING MAPS, 1993

Exploration Plan – P292 Site 1

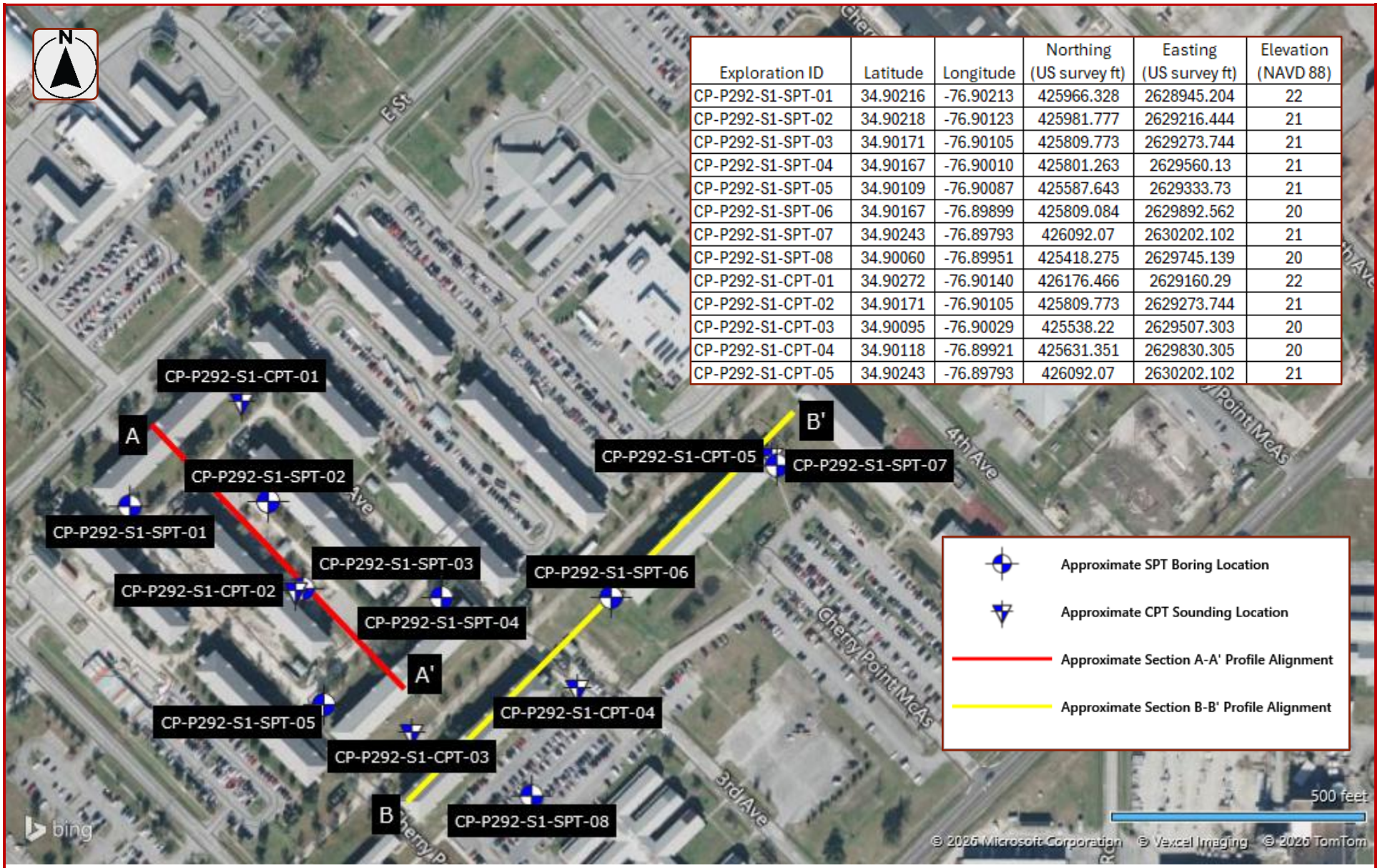

Exploration ID	Latitude	Longitude	Northing (US survey ft)	Easting (US survey ft)	Elevation (NAVD 88)
CP-P292-S1-SPT-01	34.90216	-76.90213	425966.328	2628945.204	22
CP-P292-S1-SPT-02	34.90218	-76.90123	425981.777	2629216.444	21
CP-P292-S1-SPT-03	34.90171	-76.90105	425809.773	2629273.744	21
CP-P292-S1-SPT-04	34.90167	-76.90010	425801.263	2629560.13	21
CP-P292-S1-SPT-05	34.90109	-76.90087	425587.643	2629333.73	21
CP-P292-S1-SPT-06	34.90167	-76.89899	425809.084	2629892.562	20
CP-P292-S1-SPT-07	34.90243	-76.89793	426092.07	2630202.102	21
CP-P292-S1-SPT-08	34.90060	-76.89951	425418.275	2629745.139	20
CP-P292-S1-CPT-01	34.90272	-76.90140	426176.466	2629160.29	22
CP-P292-S1-CPT-02	34.90171	-76.90105	425809.773	2629273.744	21
CP-P292-S1-CPT-03	34.90095	-76.90029	425538.22	2629507.303	20
CP-P292-S1-CPT-04	34.90118	-76.89921	425631.351	2629830.305	20
CP-P292-S1-CPT-05	34.90243	-76.89793	426092.07	2630202.102	21

DIAGRAM IS FOR GENERAL LOCATION ONLY, AND IS NOT INTENDED FOR CONSTRUCTION PURPOSES

MAP PROVIDED BY MICROSOFT BING MAPS

Exploration Plan – P292 Site 2

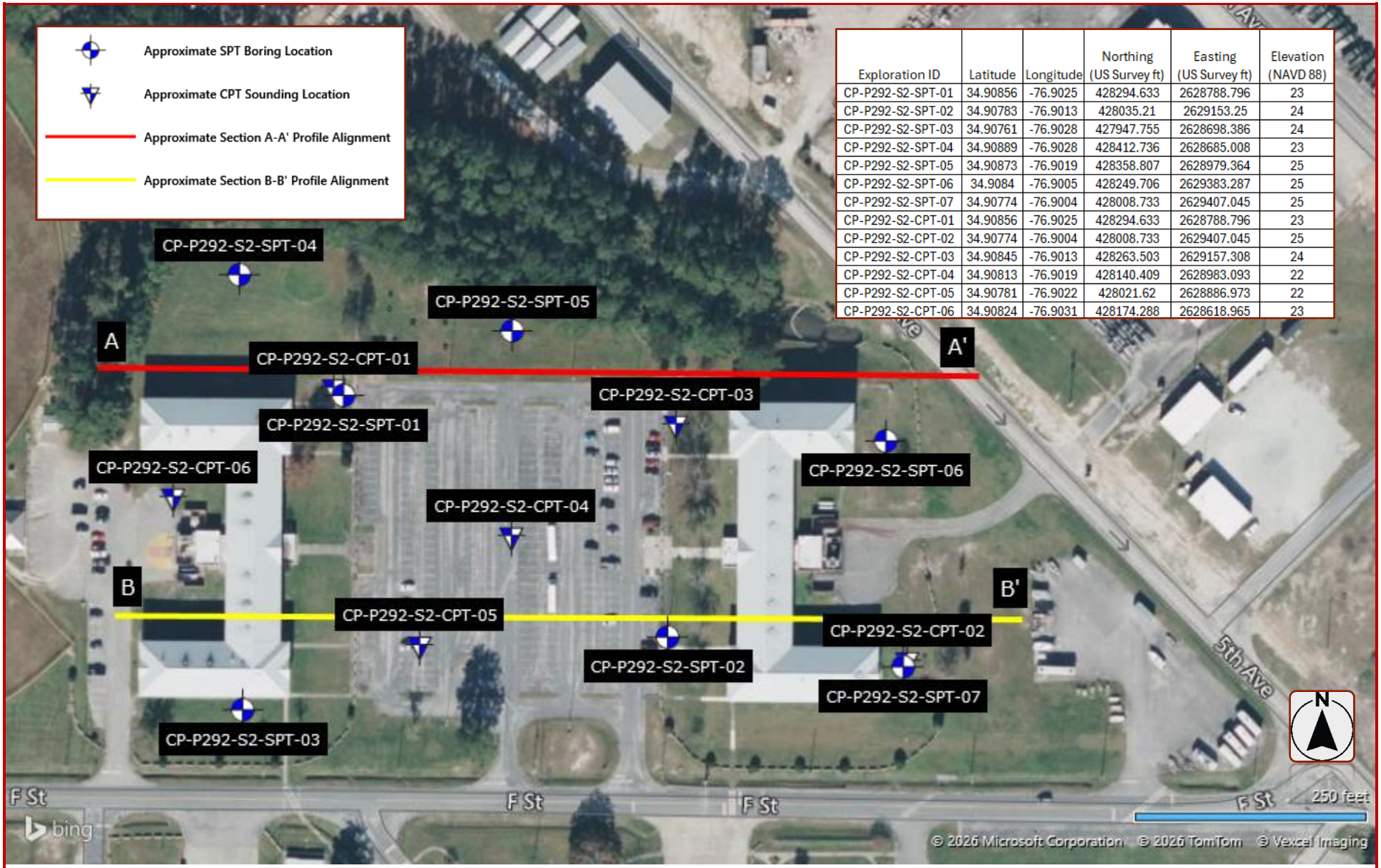

Exploration ID	Latitude	Longitude	Northing (US Survey ft)	Easting (US Survey ft)	Elevation (NAVD 88)
CP-P292-S2-SPT-01	34.90856	-76.9025	428294.633	2628788.796	23
CP-P292-S2-SPT-02	34.90783	-76.9013	428035.21	2629153.25	24
CP-P292-S2-SPT-03	34.90761	-76.9028	427947.755	2628698.386	24
CP-P292-S2-SPT-04	34.90889	-76.9028	428412.736	2628685.008	23
CP-P292-S2-SPT-05	34.90873	-76.9019	428358.807	2628979.364	25
CP-P292-S2-SPT-06	34.9084	-76.9005	428249.706	2629383.287	25
CP-P292-S2-SPT-07	34.90774	-76.9004	428008.733	2629407.045	25
CP-P292-S2-CPT-01	34.90856	-76.9025	428294.633	2628788.796	23
CP-P292-S2-CPT-02	34.90774	-76.9004	428008.733	2629407.045	25
CP-P292-S2-CPT-03	34.90845	-76.9013	428263.503	2629157.308	24
CP-P292-S2-CPT-04	34.90813	-76.9019	428140.409	2628983.093	22
CP-P292-S2-CPT-05	34.90781	-76.9022	428021.62	2628886.973	22
CP-P292-S2-CPT-06	34.90824	-76.9031	428174.288	2628618.965	23

DIAGRAM IS FOR GENERAL LOCATION ONLY, AND IS NOT INTENDED FOR CONSTRUCTION PURPOSES

MAP PROVIDED BY MICROSOFT BING MAPS

Exploration and Laboratory Results

Contents:

Site 1 Exploration Logs:
SPT Boring Logs
-CP-P292-S1-SPT-01 through SPT-08
CPT Sounding Logs
-CP-P292-S1-CPT-01 through CPT-05

Site 2 Exploration Logs:
SPT Boring Logs
-CP-P292-S2-SPT-01 through SPT-08
CPT Sounding Logs and Dissipation Results
-CP-P292-S2-CPT-01 through CPT-05

Stormwater Soil Evaluations Report:
–prepared by Terrain Environmental Consulting

Site 1 Exploration Logs

Terracon
2108 Capital Dr, Ste 103
Wilmington, NC

Boring Log No. CP-P292-S1-SPT-01

Location: See Exploration Plan

Latitude: 34.9022° Longitude: -76.9021°
Northing: 425966.328 Easting: 2628945.204

Approximate Elevation: 22 (Ft.)

Model Layer	Graphic Log	Depth (Ft.)	Description	Depth (Ft.)	Water Level Observations	Sample Type	Field Test Results	PID Reading (ppm)	HP (tsf)	Water Content (%)	Atterberg Limits LL-PL-PI	Percent Fines
		0.6	**SURFICIAL, ORGANIC-LADEN SOIL**, 7 inches (21.4)									
3		4.0	**CLAYEY SAND (SC)**, fine, dark grayish brown, moist, medium dense -Color change to reddish brown (18)				3-7-6-6 N=13, N60=19	0	--	16.0		
					▽		6-5-7-5 N=12, N60=18	0	--	19.2	34-13-21	43.1
4		6.0	**POORLY GRADED SAND WITH SILT (SP-SM)**, fine, reddish brown, wet, loose (16)	5			1-3-2-8 N=5, N60=7	0	--	28.2		
		8.0	**SILTY SAND (SM)**, fine, brown and dark brown, wet, loose (14)				1-2-3-3 N=5, N60=7	0	--	21.9		
3		12.0	**SANDY LEAN CLAY (CL)**, brown and gray, wet, soft -Color change to dark gray (10)	10			WOH/6"-1-1-7 N=2, N60=3	0	--			
							WOH/6"-1-1-1 N=2, N60=3	0	--	48.4	34-14-20	53.0
			Boring Terminated at 12 Feet									

See Exploration and Testing Procedures for a description of field and laboratory procedures used and additional data (If any).

See Supporting Information for explanation of symbols and abbreviations.

Elevation Reference: Approximate elevations were interpolated from the provided topographic site plan (NAVD 88)

Hammer Efficiency Rating, ER = 89%; calibrated 22JUL2024

Water Level Observations
▽ While drilling

Drill Rig
Geoprobe 3126GT

Hammer Type
Automatic

Driller
M. Rainey

Notes
WOH = Weight of Hammer
Composite sample collected from 1 foot to 6 feet for chemical analytical testing
Estimated Seasonal High Water Table (ESHWT) Depth = 2 feet

Advancement Method
Mud Rotary

Abandonment Method
Boring was backfilled with spoils and cement-bentonite grout

Logged by
G. Inman

Boring Started
01-06-2026

Boring Completed
01-06-2026

Terracon
2108 Capital Dr, Ste 103
Wilmington, NC

Boring Log No. CP-P292-S1-SPT-02

Location: See Exploration Plan

Latitude: 34.9022° Longitude: -76.9012°
Northing: 425981.777 Easting: 2629216.444

Depth (Ft.) Approximate Elevation: 21 (Ft.)

Model Layer	Graphic Log	Description	Depth (Ft.)	Water Level Observations	Sample Type	Field Test Results	PID Reading (ppm)	HP (tsf)	Water Content (%)	Atterberg Limits LL-PL-PI	Percent Fines
		0.6 **SURFICIAL, ORGANIC-LADEN SOIL**, 7 inches 20.4									
4		**SILTY SAND (SM)**, fine, dark brown, moist, loose 2.0 19				2-6-2-3 N=8, N60=12	0	--			
4		**POORLY GRADED SAND WITH SILT (SP-SM)**, fine, light brown, moist, loose to medium dense 6.0 15				6-5-5-3 N=10, N60=15	0	--	10.4		6.4
			5			3-4-4-4 N=8, N60=12	0	--	18.8		
4		**SILTY SAND (SM)**, fine, light brown and gray, moist, loose 8.0 13				4-4-3-4 N=7, N60=10	0	--	20.2		
3		**POORLY GRADED SAND WITH SILT (SP-SM)**, fine, dark gray, wet, very loose 16.5 4.5				WOH/6"-1/18" N=1, N60=1	0	--	24.0		
			10			3-2-1-3 N=3, N60=4	0	--	34.1		
						WOH/12"-1-1 N=1, N60=1	0	--	27.2	NP	8.9
			15								
4		**SILTY SAND (SM)**, fine, dark gray, wet, medium dense -Color change to gray and grayish brown 26.5 -5.5				4-7-7-10 N=14, N60=21	0	--			
			20								
						2-2-8-5 N=10, N60=15	0	--			
			25								
3		**CLAYEY SAND (SC)**, fine, gray, wet, very loose 31.5 -10.5				WOH/24" N=0, N60=0	0	0	28.9	28-16-12	37.3
			30								
4		**SILTY SAND (SM)**, fine, black, wet, loose				2-3-4-6 N=7, N60=10	0	--			
			35								

See Exploration and Testing Procedures for a description of field and laboratory procedures used and additional data (If any).

See Supporting Information for explanation of symbols and abbreviations.

Elevation Reference: Approximate elevations were interpolated from the provided topographic site plan (NAVD 88)

Hammer Efficiency Rating, ER = 89%; calibrated 22JUL2024

Water Level Observations
While drilling

Drill Rig
Geoprobe 3126GT

Hammer Type
Automatic

Driller
M. Rainey

Notes
WOH = Weight of Hammer
Estimated Seasonal High Water Table (ESHWT) Depth = 4 feet

Advancement Method
Mud Rotary

Abandonment Method
Boring was backfilled with spoils and cement-bentonite grout

Logged by
G. Inman

Boring Started
01-05-2026

Boring Completed
01-05-2026

Terracon
2108 Capital Dr, Ste 103
Wilmington, NC

Boring Log No. CP-P292-S1-SPT-02

Location: See Exploration Plan

Latitude: 34.9022° Longitude: -76.9012°
Northing: 425981.777 Easting: 2629216.444

Depth (Ft.) Approximate Elevation: 21 (Ft.)

Model Layer	Graphic Log	Description	Depth (Ft.)	Water Level Observations	Sample Type	Field Test Results	PID Reading (ppm)	HP (tsf)	Water Content (%)	Atterberg Limits LL-PL-PI	Percent Fines
4		**SILTY SAND (SM)**, fine, black, wet, loose *(continued)* 36.5 -15.5									
5		**POORLY GRADED SAND WITH SILT (SP-SM)**, with shell fragments, fine to coarse, gray, wet, dense to very dense	40			22-24-18-24 N=42, N60=62	0	--			
		45.0 -24	45			8-25-45-50/5" N=70, N60=104	0	--	16.7		5.7
		Boring Terminated at 45 Feet									

See Exploration and Testing Procedures for a description of field and laboratory procedures used and additional data (If any).

See Supporting Information for explanation of symbols and abbreviations.

Elevation Reference: Approximate elevations were interpolated from the provided topographic site plan (NAVD 88)

Hammer Efficiency Rating, ER = 89%; calibrated 22JUL2024

Water Level Observations
While drilling

Drill Rig
Geoprobe 3126GT

Hammer Type
Automatic

Driller
M. Rainey

Notes

Advancement Method
Mud Rotary

Abandonment Method
Boring was backfilled with spoils and cement-bentonite grout

Logged by
G. Inman

Boring Started
01-05-2026

Boring Completed
01-05-2026

Terracon
2108 Capital Dr, Ste 103
Wilmington, NC

Boring Log No. CP-P292-S1-SPT-03

Location: See Exploration Plan

Latitude: 34.9017° Longitude: -76.9010°
Northing: 425809.773 Easting: 2629273.744

Depth (Ft.) Approximate Elevation: 21 (Ft.)

Model Layer	Graphic Log	Description	Depth (Ft.)	Field Test Results	PID Reading (ppm)	HP (tsf)	Water Content (%)	Atterberg Limits LL-PL-PI	Percent Fines
		0.3 **SURFICIAL, ORGANIC-LADEN SOIL**, 4 inches 20.7							
4		**CLAYEY SAND (SC)**, fine, dark brown and reddish brown, moist, medium dense 4.0 17		7-7-5-6 N=12, N60=18	0	1.75			
				4-5-6-5 N=11, N60=16	0	2	22.6	38-12-26	47.6
		POORLY GRADED SAND WITH SILT (SP-SM), with clay lenses, fine, light gray and reddish brown, moist, loose 6.0 15	5	3-3-4-3 N=7, N60=10	0	--	20.2		
3		**SANDY SILT (ML)**, with sand lenses, dark gray, wet, very soft to soft		1-1-1-2 N=2, N60=3	0	--	27.8		
				WOH/18"-1 N=0, N60=0	0	--	54.4		50.7
			10	WOH/18"-2 N=0, N60=0	0	--	51.6		
				WOH/12"-3-6 N=3, N60=4	0	--	43.6		
		16.5 4.5	15						
4		**POORLY GRADED SAND WITH SILT (SP-SM)**, with clay lenses, fine, dark gray and brown, wet, loose to medium dense		4-5-6-7 N=11, N60=16	0	--			
			20						
				3-3-4-6 N=7, N60=10	0	--			
		26.5 -5.5	25						
3		**SILTY SAND (SM)**, fine, dark gray, wet, very loose		WOH/24" N=0, N60=0	0	--	29.9		28.0
		-Clay lenses noted to 30'	30						
		-Color change to black and dark gray		WOH/6"-1-2-3 N=3, N60=4	0	--			
		35.0 -14	35						

See Exploration and Testing Procedures for a description of field and laboratory procedures used and additional data (If any).

See Supporting Information for explanation of symbols and abbreviations.

Elevation Reference: Approximate elevations were interpolated from the provided topographic site plan (NAVD 88)

Hammer Efficiency Rating, ER = 89%; calibrated 22JUL2024

Water Level Observations
While drilling

Drill Rig
Geoprobe 3126GT

Hammer Type
Automatic

Driller
M. Rainey

Notes
WOH = Weight of Hammer
Composite samples collected from 1 foot to 6 feet for corrosivity and chemical analytical testing
Estimated Seasonal High Water Table (ESHWT) Depth = 3 feet

Advancement Method
Mud Rotary

Abandonment Method
Boring was backfilled with spoils and cement-bentonite grout

Logged by
G. Inman

Boring Started
01-07-2026

Boring Completed
01-07-2026

Terracon
2108 Capital Dr, Ste 103
Wilmington, NC

Boring Log No. CP-P292-S1-SPT-03

Location: See Exploration Plan

Latitude: 34.9017° Longitude: -76.9010°
Northing: 425809.773 Easting: 2629273.744

Depth (Ft.) Approximate Elevation: 21 (Ft.)

Model Layer	Graphic Log	Description	Depth (Ft.)	Water Level Observations	Sample Type	Field Test Results	PID Reading (ppm)	HP (tsf)	Water Content (%)	Atterberg Limits LL-PL-PI	Percent Fines
		POORLY GRADED SAND WITH SILT (SP-SM), with cemented sand and shell fragments, fine to coarse, light gray to gray, wet, dense to very dense									
			40			8-16-25-37 N=41, N60=61	0	--			
			45			21-31-41-41 N=72, N60=107	0	--			
			50			18-34-50/5" N=94, N60=139	0	--			
		51.5 -30.5									
5		**SILTY SAND (SM)**, trace cemented sand and shell fragments, fine to coarse, dark greenish gray, wet, loose to medium dense									
			55			2-3-4-7 N=7, N60=10	0	--			
			60			2-4-5-9 N=9, N60=13	0	--	28.9		19.6
			65			6-5-6-13 N=11, N60=16	0	--			
		66.5 -45.5									
		POORLY GRADED SAND WITH SILT (SP-SM), trace gravel consisting of cemented sand and shell fragments, fine to coarse, light gray, wet, medium dense to very dense									
			70			11-18-30-30 N=48, N60=71	0	--			

See Exploration and Testing Procedures for a description of field and laboratory procedures used and additional data (If any).

See Supporting Information for explanation of symbols and abbreviations.

Elevation Reference: Approximate elevations were interpolated from the provided topographic site plan (NAVD 88)

Hammer Efficiency Rating, ER = 89%; calibrated 22JUL2024

Water Level Observations
While drilling

Drill Rig
Geoprobe 3126GT

Hammer Type
Automatic

Driller
M. Rainey

Notes

Advancement Method
Mud Rotary

Abandonment Method
Boring was backfilled with spoils and cement-bentonite grout

Logged by
G. Inman

Boring Started
01-07-2026

Boring Completed
01-07-2026

Terracon
2108 Capital Dr, Ste 103
Wilmington, NC

Boring Log No. CP-P292-S1-SPT-03

Location: See Exploration Plan

Latitude: 34.9017° Longitude: -76.9010°
Northing: 425809.773 Easting: 2629273.744

Depth (Ft.) Approximate Elevation: 21 (Ft.)

Model Layer	Graphic Log	Description	Depth (Ft.)	Water Level Observations	Sample Type	Field Test Results	PID Reading (ppm)	HP (tsf)	Water Content (%)	Atterberg Limits LL-PL-PI	Percent Fines
5		**POORLY GRADED SAND WITH SILT (SP-SM)**, trace gravel consisting of cemented sand and shell fragments, fine to coarse, light gray, wet, medium dense to very dense *(continued)*									
			75		X	5-5-10-11 N=15, N60=22	0	--			
			80		X	8-10-12-13 N=22, N60=33	0	--			
			85		X	10-50/1" N=100, N60=148	0	--			
			90		X	11-14-11-17 N=25, N60=37	0	--			
			95		X	20-26-25-50/3" N=51, N60=76	0	--			
		100.0 -79	100		X	7-8-12-21 N=20, N60=30	0	--			
		Boring Terminated at 100 Feet									

See Exploration and Testing Procedures for a description of field and laboratory procedures used and additional data (If any).

See Supporting Information for explanation of symbols and abbreviations.

Elevation Reference: Approximate elevations were interpolated from the provided topographic site plan (NAVD 88)

Hammer Efficiency Rating, ER = 89%; calibrated 22JUL2024

Water Level Observations
While drilling

Drill Rig
Geoprobe 3126GT

Hammer Type
Automatic

Driller
M. Rainey

Notes

Advancement Method
Mud Rotary

Abandonment Method
Boring was backfilled with spoils and cement-bentonite grout

Logged by
G. Inman

Boring Started
01-07-2026

Boring Completed
01-07-2026

Terracon
2108 Capital Dr, Ste 103
Wilmington, NC

Boring Log No. CP-P292-S1-SPT-04

Location: See Exploration Plan

Latitude: 34.9017° Longitude: -76.9001°
Northing: 425801.263 Easting: 2629560.13

Elevation: 21 (Ft.) +/-

Depth (Ft.)	Description	Elevation	Model Layer
0.4	**SURFICIAL, ORGANIC-LADEN SOIL**, 5 inches	20.6	
2.0	**POSSIBLE UNCONTROLLED FILL MATERIAL - SILTY SAND**, fine, dark brown and reddish brown, moist	19	2
4.0	**POSSIBLE UNCONTROLLED FILL MATERIAL - CLAYEY SAND**, fine, dark grayish brown, moist	17	2
6.0	**POORLY GRADED SAND WITH SILT (SP-SM)**, fine, light reddish brown, moist, loose	15	4
12.0	**SILTY SAND (SM)**, fine, gray, moist to wet, very loose to loose	9	3
18.5	**SPT Sampling Terminated At 12 Feet**	2.5	
	Bottom Of Piezometer at 18.5 Feet		

Installation Details: Stickup = 18"; 2-inch solid pipe from 0-13.5'; bentonite seal from 0-12.5', sand pack from 12.5-13.5'; 2-inch slotted pipe with sand pack from 13.5-18.5'

Depth (Ft.)	Field Test Results	Laboratory HP (tsf)	PID Reading (ppm)	Water Content (%)	Atterberg Limits LL-PL-PI	Percent Fines
	5-6-6-5 N=12, N60=18	--	0	16.1		
	6-5-5-5 N=10, N60=15	--	0	16.5		37
5	3-3-4-4 N=7, N60=10	--	0	17.5		
	1/12"-1-1 N=1, N60=1	--	0	33.4		
	WOH/12"-1-1 N=1, N60=1	--	0	26.0	NP	17
10	2-2-3-5 N=5, N60=7	--	0	29.5		
15						

See Exploration and Testing Procedures for a description of field and laboratory procedures used and additional data (If any).

See Supporting Information for explanation of symbols and abbreviations.

Elevation Reference: Approximate elevations were interpolated from the provided topographic site plan (NAVD 88)

Hammer Efficiency Rating, ER = 89%; calibrated 22JUL2024

Temporary piezometer installed 05JAN2026, sampled 05JAN2026, abandoned 13JAN2026

Water Level Observations
While drilling
07JAN2026
06JAN2026

Drill Rig
Geoprobe 3126GT

Hammer Type
Automatic

Driller
M. Rainey

Logged by
G. Inman

Boring Started
01-05-2026

Boring Completed
01-05-2026

Notes
Infiltration Rate (Ksat) = 0.07 in/hr, tested between 1 inch and 7 inches beneath existing grade
WOH = Weight of Hammer
Composite sample collected from 1 foot to 6 feet for chemical analytical testing
Seasonal High Water Table (SHWT) Depth = 2.3 feet

Advancement Method
Mud Rotary

Abandonment Method
Boring was backfilled with spoils and cement-bentonite grout

Terracon
2108 Capital Dr, Ste 103
Wilmington, NC

Boring Log No. CP-P292-S1-SPT-05

Location: See Exploration Plan

Latitude: 34.9011° Longitude: -76.9009°
Northing: 425587.643 Easting: 2629333.73

Depth (Ft.) Approximate Elevation: 21 (Ft.)

Model Layer	Graphic Log	Depth (Ft.)	Description	Elevation	Depth (Ft.)	Water Level Observations	Sample Type	Field Test Results	PID Reading (ppm)	HP (tsf)	Water Content (%)	Atterberg Limits LL-PL-PI	Percent Fines
		0.4	**SURFICIAL, ORGANIC-LADEN SOIL**, 5 inches	20.6									
2		2.0	**POSSIBLE UNCONTROLLED FILL MATERIAL - CLAYEY SAND**, fine, dark brown and light reddish brown, moist	19				3-7-6-5 N=13, N60=19	0	--	13.2	NP	21.1
3		3.0	**CLAYEY SAND (SC)**, fine, reddish brown, moist, very loose	18				WOH/12"-1-2 N=1, N60=1	0	0.25			
		4.0	**SANDY LEAN CLAY (CL)**, reddish brown, moist, very soft	17									
		6.0	**CLAYEY SAND (SC)**, fine, dark brown and light reddish brown, moist, very loose	15	5	▽		WOH/12"-2-2 N=2, N60=3	0	--	25.3		
		8.0	**SILTY SAND (SM)**, fine, dark gray and brown, wet, very loose	13				2-1-1-2 N=2, N60=3	0	--	40.0		
		10.0	**POORLY GRADED SAND WITH SILT (SP-SM)**, fine, dark gray and brown, wet, very loose	11	10			WOH/18"-1 N=0, N60=0	0	--	22.8		9.3
4		12.0	**SILTY SAND (SM)**, fine, dark gray, wet, medium dense	9				2-6-4-5 N=10, N60=15	0	--			

Boring Terminated at 12 Feet

See Exploration and Testing Procedures for a description of field and laboratory procedures used and additional data (If any).

See Supporting Information for explanation of symbols and abbreviations.

Elevation Reference: Approximate elevations were interpolated from the provided topographic site plan (NAVD 88)

Hammer Efficiency Rating, ER = 89%; calibrated 22JUL2024

Water Level Observations
▽ While drilling

Drill Rig
Geoprobe 3126GT

Hammer Type
Automatic

Driller
M. Rainey

Notes
WOH = Weight of Hammer
CBR Grab Sample was collected from 1 foot to 3 feet
Estimated Seasonal High Water Table (ESHWT) Depth = 2.5 feet

Advancement Method
Mud Rotary

Abandonment Method
Boring was backfilled with spoils and cement-bentonite grout

Logged by
G. Inman

Boring Started
01-05-2026

Boring Completed
01-05-2026

Terracon
2108 Capital Dr, Ste 103
Wilmington, NC

Boring Log No. CP-P292-S1-SPT-06

Location: See Exploration Plan

Latitude: 34.9017° Longitude: -76.8990°
Northing: 425809.084 Easting: 2629892.562

Depth (Ft.) Approximate Elevation: 20 (Ft.)

Model Layer	Graphic Log	Description	Depth (Ft.)	Water Level Observations	Sample Type	Field Test Results	PID Reading (ppm)	HP (tsf)	Water Content (%)	Atterberg Limits LL-PL-PI	Percent Fines
2		**POSSIBLE UNCONTROLLED FILL MATERIAL - SILTY SAND**, trace gravel and clay, fine to medium, tan and brown, moist (2.0 – 18)				4-6-6-8 N=12, N60=18	0	--			
3		**SILTY SAND (SM)**, fine to medium, tan and gray, moist, loose (4.0 – 16)				4-3-4-3 N=7, N60=10	0	--	16.9		25.6
		CLAYEY SAND (SC), fine to medium, tan and gray, moist to wet, loose -Color change to gray (8.0 – 12)	5	▽		WOH/6"-2-6-9 N=8, N60=12	0	--	29.1		
						3-2-3-4 N=5, N60=7	0	--	33.6		
		SILTY SAND (SM), trace clay, fine to medium, gray, wet, very loose (10.0 – 10)				WOH/12"-1-2 N=1, N60=1	0	--	27.9		
		SANDY SILT (ML), with sand lenses, gray, wet, very soft (17.0 – 3)	10			WOH/18"-1 N=0, N60=0	0	0	42.9		
						WOH/18"-1 N=0, N60=0	0	0	53.2		
			15						53.0	NP	54.0
		POORLY GRADED SAND WITH SILT (SP-SM), fine to medium, gray, wet, very loose (21.5 – -1.5)				WOH/18"-1 N=0, N60=0	0	0			
4		**POORLY GRADED SAND (SP)**, fine to coarse, gray, wet, loose to medium dense -Clay lens noted in the 23' to 25' sample	20								
						WOH/6"-3-3-5 N=6, N60=9	0	--			
			25								
						3-5-5-8 N=10, N60=15	0	--			
			30								
						4-6-7-8 N=13, N60=19	0	--			
			35								

See Exploration and Testing Procedures for a description of field and laboratory procedures used and additional data (If any).

See Supporting Information for explanation of symbols and abbreviations.

Elevation Reference: Approximate elevations were interpolated from the provided topographic site plan (NAVD 88)

Hammer Efficiency Rating, ER = 89%; calibrated 22JUL2024

Water Level Observations
▽ While drilling

Drill Rig
Geoprobe 3126GT

Hammer Type
Automatic

Driller
M. Rainey

Notes
WOH = Weight of Hammer
Shelby Tube collected from an offset boring
Estimated Seasonal High Water Table (ESHWT) Depth = 3 feet

Advancement Method
Mud Rotary

Abandonment Method
Boring was backfilled with spoils and cement-bentonite grout

Logged by
G. Inman

Boring Started
01-07-2026

Boring Completed
01-07-2026

Terracon
2108 Capital Dr, Ste 103
Wilmington, NC

Boring Log No. CP-P292-S1-SPT-06

Location: See Exploration Plan

Latitude: 34.9017° Longitude: -76.8990°
Northing: 425809.084 Easting: 2629892.562

Depth (Ft.) Approximate Elevation: 20 (Ft.)

Model Layer	Graphic Log	Description	Depth (Ft.)	Water Level Observations	Sample Type	Field Test Results	PID Reading (ppm)	HP (tsf)	Water Content (%)	Atterberg Limits LL-PL-PI	Percent Fines
4		**POORLY GRADED SAND (SP)**, fine to coarse, gray, wet, loose to medium dense *(continued)*									
					X	4-5-6-6 N=11, N60=16	0	--			
			40								
		42.0 -22									
5		**POORLY GRADED SAND WITH SILT (SP-SM)**, fine to coarse, gray, wet, very dense									
					X	21-34-44-50 N=78, N60=116	0	--			
		44.9 -24.9									
		Boring Terminated at 44.9 Feet									

See Exploration and Testing Procedures for a description of field and laboratory procedures used and additional data (If any).

See Supporting Information for explanation of symbols and abbreviations.

Elevation Reference: Approximate elevations were interpolated from the provided topographic site plan (NAVD 88)

Hammer Efficiency Rating, ER = 89%; calibrated 22JUL2024

Water Level Observations
▽ While drilling

Drill Rig
Geoprobe 3126GT

Hammer Type
Automatic

Driller
M. Rainey

Notes

Advancement Method
Mud Rotary

Abandonment Method
Boring was backfilled with spoils and cement-bentonite grout

Logged by
G. Inman

Boring Started
01-07-2026

Boring Completed
01-07-2026

Terracon
2108 Capital Dr, Ste 103
Wilmington, NC

Boring Log No. CP-P292-S1-SPT-07

Location: See Exploration Plan

Latitude: 34.9024° Longitude: -76.8979°
Northing: 426092.07 Easting: 2630202.102

Depth (Ft.) Approximate Elevation: 21 (Ft.)

Model Layer	Graphic Log	Description	Depth (Ft.)	Water Level Observations	Sample Type	Field Test Results	PID Reading (ppm)	HP (tsf)	Water Content (%)	Atterberg Limits LL-PL-PI	Percent Fines
		0.7 **SURFICIAL, ORGANIC-LADEN SOIL**, 8 inches 20.3									
4		**CLAYEY SAND (SC)**, fine, grayish and reddish brown, moist, loose to medium dense 4.0 17				3-3-3-3 N=6, N60=9	0	--	13.7	25-12-13	28.4
						3-5-5-5 N=10, N60=15	0	--			
		SILTY SAND (SM), fine, reddish brown, moist, loose 6.0 15	5			2-2-4-4 N=6, N60=9	0	--	24.7		
3		**POORLY GRADED SAND WITH SILT (SP-SM)**, fine, dark gray, moist to wet, very loose		▽		1/12"-1/12" N=1, N60=1	0	--	25.0		
						WOH/12"-1-3 N=1, N60=1	0	--	21.6		10.0
		12.0 9	10			WOH/6"-1-2-3 N=3, N60=4	0	--	27.8		
		Boring Terminated at 12 Feet									

See Exploration and Testing Procedures for a description of field and laboratory procedures used and additional data (If any).

See Supporting Information for explanation of symbols and abbreviations.

Elevation Reference: Approximate elevations were interpolated from the provided topographic site plan (NAVD 88)

Hammer Efficiency Rating, ER = 89%; calibrated 22JUL2024

Water Level Observations
▽ While drilling

Drill Rig
Geoprobe 3126GT

Hammer Type
Automatic

Driller
M. Rainey

Notes
Infiltration Rate (Ksat) = 0.63 in/hr, tested between 5 inches and 11 inches beneath existing grade
WOH = Weight of Hammer
CBR Grab Sample was collected from 1 foot to 3 feet
Composite sample collected from 1 foot to 6 feet for chemical analytical testing
Estimated Seasonal High Water Table (ESHWT) Depth = 2.5 feet

Advancement Method
Mud Rotary

Abandonment Method
Boring was backfilled with spoils and cement-bentonite grout

Logged by
G. Inman

Boring Started
01-06-2026

Boring Completed
01-06-2026

Terracon
2108 Capital Dr, Ste 103
Wilmington, NC

Boring Log No. CP-P292-S1-SPT-08

Location: See Exploration Plan

Latitude: 34.9006° Longitude: -76.8995°
Northing: 425418.275 Easting: 2629745.139

Depth (Ft.) | Approximate Elevation: 20 (Ft.)

Model Layer	Graphic Log	Description	Depth (Ft.)	Water Level Observations	Sample Type	Field Test Results	PID Reading (ppm)	HP (tsf)	Water Content (%)	Atterberg Limits LL-PL-PI	Percent Fines
		0.3 **ASPHALT**, 4 inches (19.7)									
2		**POSSIBLE UNCONTROLLED FILL MATERIAL - SILTY SAND**, trace gravel, fine, light grayish brown and brown, moist (2.0, 18)				26-16-9-8 N=25, N60=37	0	--			
4		**SILTY SAND (SM)**, fine, brown and grayish brown, moist, loose				4-3-3-3 N=6, N60=9	0	--	15.8		23.7
			5			4-3-2-4 N=5, N60=7	0	--	21.5		
		(8.0, 12)		▽		2-3-4-5 N=7, N60=10	0	--	25.5		
3		**POORLY GRADED SAND WITH SILT (SP-SM)**, fine, brown and grayish brown, wet, very loose to loose				WOH/6"-1-3-5 N=4, N60=6	0	--	23.5		
			10			WOH/12"-1-1 N=1, N60=1	0	--	29.2		10.5
		(12.0, 8)									
		Boring Terminated at 12 Feet									

See Exploration and Testing Procedures for a description of field and laboratory procedures used and additional data (If any).

See Supporting Information for explanation of symbols and abbreviations.

Elevation Reference: Approximate elevations were interpolated from the provided topographic site plan (NAVD 88)

Hammer Efficiency Rating, ER = 89%; calibrated 22JUL2024

Water Level Observations
▽ While drilling

Drill Rig
Geoprobe 3126GT

Hammer Type
Automatic

Driller
M. Rainey

Notes
Estimated Seasonal High Water Table (ESHWT) Depth = 4 feet

Advancement Method
Mud Rotary

Abandonment Method
Boring was backfilled with spoils and cement-bentonite grout

Logged by
G. Inman

Boring Started
01-06-2026

Boring Completed
01-06-2026

FY26 USMC Barracks 2030 - P292
MCAS Cherry Point | Havelock, NC
Terracon Project No. K625P194

CPT Sounding ID CP-P292-S1-CPT-01

Terracon
2108 Capital Dr, Ste 103
Wilmington, NC

Latitude: 34.9027° Longitude: -76.9014°
North: 426176.466 East: 2629160.29

Elevation: 22 (ft) +/-
Elevation Reference: Approximate elevations were interpolated from the provided topographic site plan (NAVD 88)

CPT Started: 12/22/2025
CPT Completed: 12/22/2025

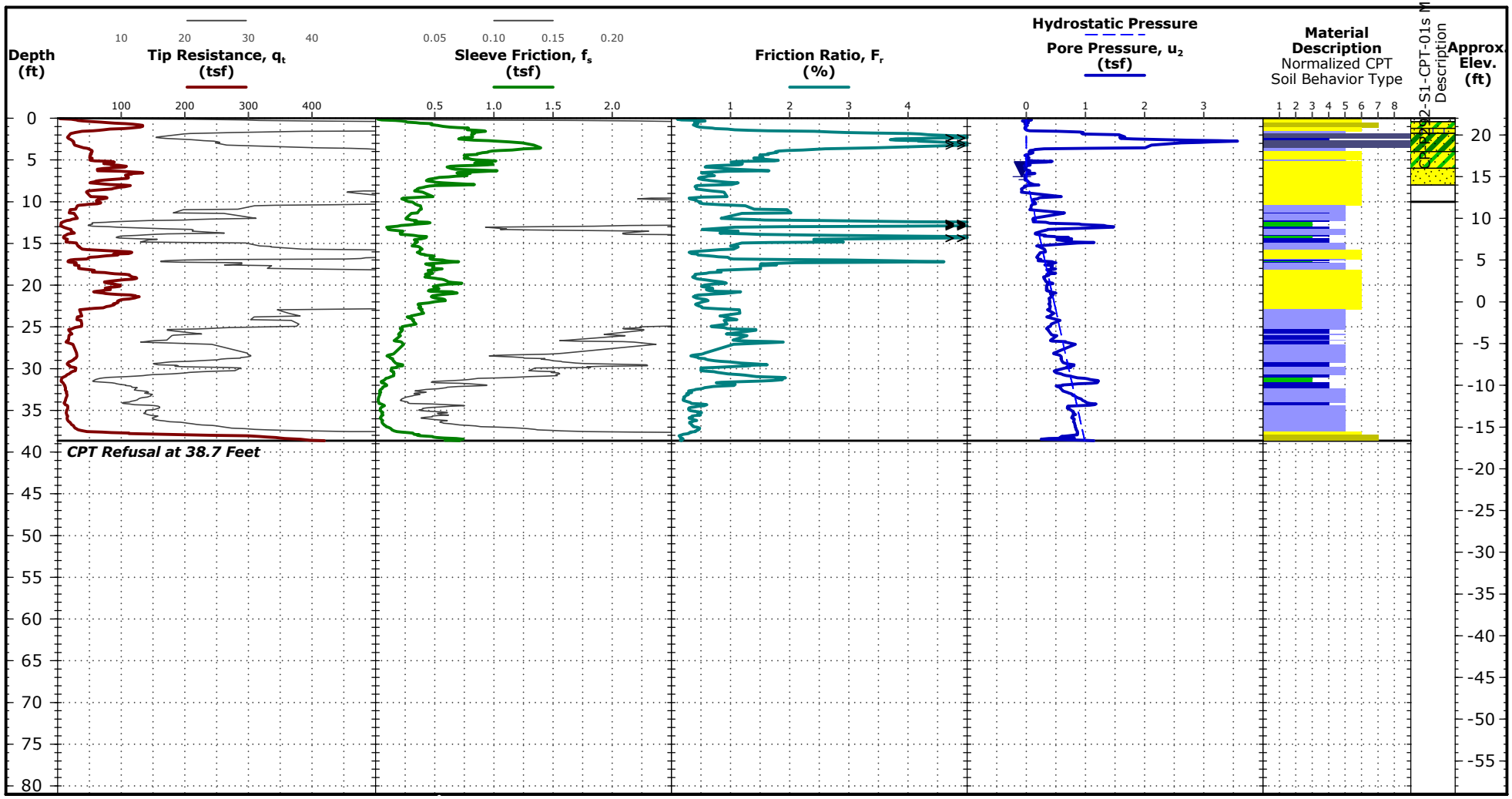

See Exploration and Testing Procedures for a description of field and laboratory procedures used and additional data, if any.

See Supporting Information for explanation of symbols and abbreviations.

Notes

Test Location: See Exploration Plan

See CP-P292-S1-CPT-01s for the adjacent test's full details.

Surface Materials: 5 inches Surficial, Organic-Laden Soil

Cave-In Depth: 8 feet, ESHWT: 1.5 feet

CPT Equipment

CPT Rig: Geoprobe 3126GT

Operator: T. Whitehead

Dead weight of rig used as reaction force

CPT sensor calibration reports available upon request

Probe No. 8126 with net area ratio of .852

Manufactured by Geotech A.B.- Calibrated 7/8/2025

Tip and sleeve areas of 15 cm^2 and 225 cm^2

Water Level Observation

7 ft measured water depth

(used in normalizations and correlations)

Normalized Soil Behavior Type
(Robertson 1990)

1 Sensitive, fine grained
2 Organic soils - clay
3 Clay - silty clay to clay
4 Silt mixtures - clayey silt to silty clay
5 Sand mixtures - silty sand to sandy silt
6 Sands - clean sand to silty sand
7 Gravelly sand to dense sand
8 Very stiff sand to clayey sand
9 Very stiff fine grained

Terracon
2108 Capital Dr, Ste 103
Wilmington, NC

Boring Log No. CP-P292-S1-CPT-01s

Location: See Exploration Plan

Latitude: 34.9027° Longitude: -76.9014°
Northing: 426176.466 Easting: 2629160.29

Approximate Elevation: 22 (Ft.)

Model Layer	Depth (Ft.)	Description	Depth (Ft.)	Water Level Observations	Sample Type	PID Reading (ppm)	Organic Content (%)	Water Content (%)	Atterberg Limits LL-PL-PI	Percent Fines
	0.4	**SURFICIAL, ORGANIC-LADEN SOIL**, 5 inches	21.6							
2	1.2	**POSSIBLE UNCONTROLLED FILL MATERIAL - CLAYEY SAND**, trace gravel, fine, brown, orange, and gray, moist	20.8							
	1.8	**POSSIBLE UNCONTROLLED FILL MATERIAL - SILTY SAND**, fine, gray, moist	20.2							
3	4.0	**SANDY FAT CLAY (CH)**, gray, orange, and tan, moist	18			0		27.1	56-17-39	69.5
	6.0	**CLAYEY SAND (SC)**, fine to medium, orange and tan, moist	16					24.1		
4	8.0	**POORLY GRADED SAND (SP)**, with clay lenses, fine to medium, light gray, orange, and tan, moist to wet -Clay lenses noted from 6' to 7'	14	▽		0				
	10.0	**NO RECOVERY**	12							
		Boring Terminated at 10 Feet								

See Exploration and Testing Procedures for a description of field and laboratory procedures used and additional data (If any).

See Supporting Information for explanation of symbols and abbreviations.

Elevation Reference: Approximate elevations were interpolated from the provided topographic site plan (NAVD 88)

Water Level Observations
▽ While drilling

Drill Rig
Geoprobe 3126GT

Hammer Type
N/A

Driller
T. Whitehead

Notes
Estimated Seasonal High Water Table (ESHWT) Depth = 1.5 feet

Advancement Method
Direct Push

Abandonment Method
Test hole was backfilled with cement-bentonite grout upon completion

Logged by
G. Inman

Boring Started
12-22-2025

Boring Completed
12-22-2025

FY26 USMC Barracks 2030 - P292
MCAS Cherry Point | Havelock, NC
Terracon Project No. K625P194

CPT Sounding ID CP-P292-S1-CPT-02

Terracon
2108 Capital Dr, Ste 103
Wilmington, NC

Latitude: 34.9017° Longitude: -76.9010°
North: 425809.773 East: 2629273.744

Elevation: 21 (ft) +/-
Elevation Reference: Approximate elevations were interpolated from the provided topographic site plan (NAVD 88)

CPT Started: 12/23/2025
CPT Completed: 12/23/2025

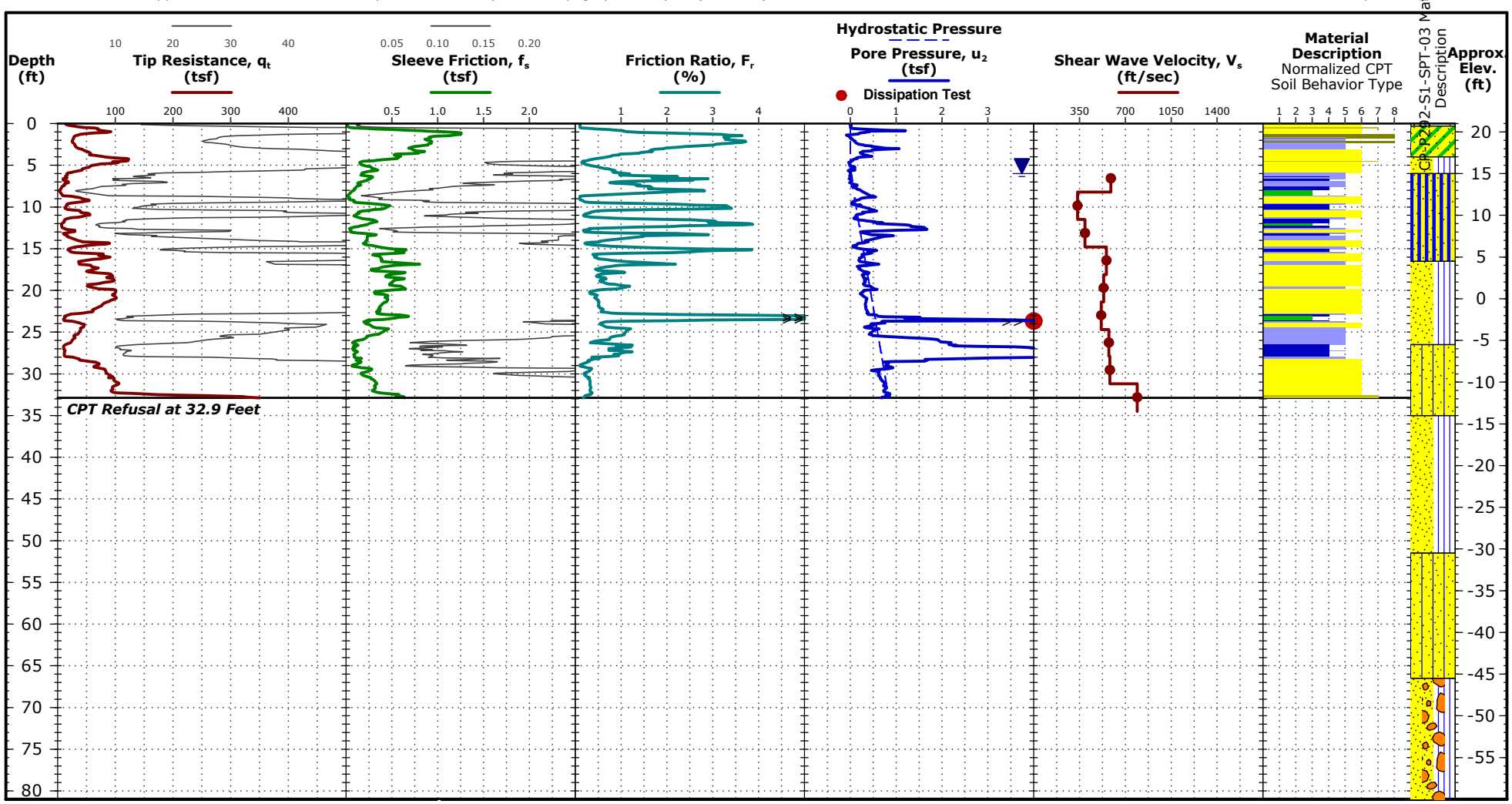

See Exploration and Testing Procedures for a description of field and laboratory procedures used and additional data, if any.

See Supporting Information for explanation of symbols and abbreviations.

Notes

Test Location: See Exploration Plan

See CP-P292-S1-SPT-03 for the adjacent test's full details.

Surface Materials: 4 inches Surficial, Organic-Laden Soil

Cave-In Depth: 7 feet, ESHWT: 3 feet

CPT Equipment

CPT Rig: Geoprobe 3126GT

Operator: T. Whitehead

Dead weight of rig used as reaction force

CPT sensor calibration reports available upon request

Probe No. 8126 with net area ratio of .852

Manufactured by Geotech A.B.- Calibrated 7/8/2025

Tip and sleeve areas of 15 cm^2 and 225 cm^2

Water Level Observation

6 ft measured water depth

(used in normalizations and correlations)

Normalized Soil Behavior Type
(Robertson 1990)

1 Sensitive, fine grained
2 Organic soils - clay
3 Clay - silty clay to clay
4 Silt mixtures - clayey silt to silty clay
5 Sand mixtures - silty sand to sandy silt
6 Sands - clean sand to silty sand
7 Gravelly sand to dense sand
8 Very stiff sand to clayey sand
9 Very stiff fine grained

Terracon
2108 Capital Dr, Ste 103
Wilmington, NC

Pore Pressure Dissipation Test Results

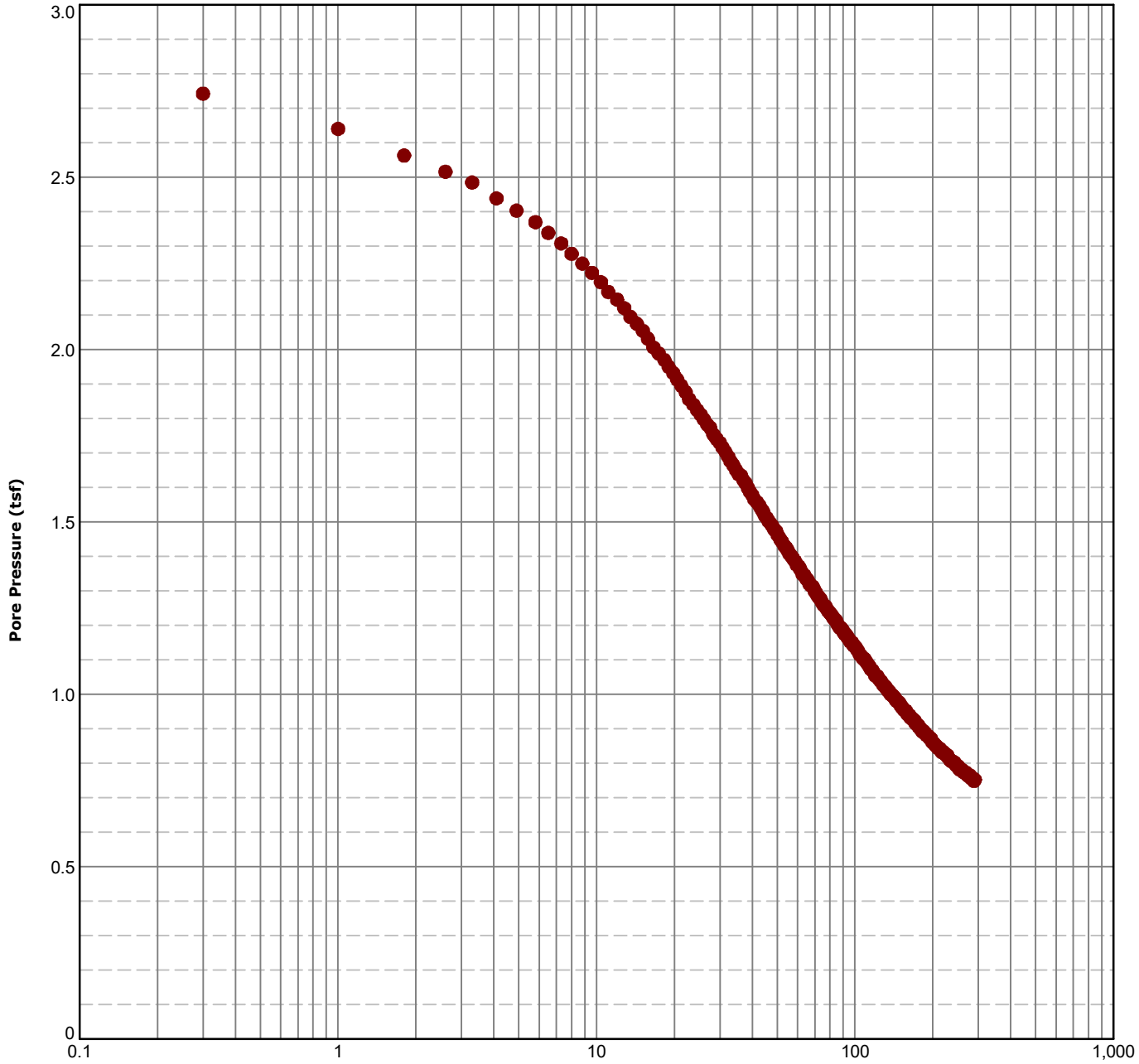

TEST: CP-P292-S1-CPT-02

TEST DEPTH: 23.671 ft

TEST DURATION: 290.8 sec

FY26 USMC Barracks 2030 - P292
MCAS Cherry Point | Havelock, NC
Terracon Project No. K625P194

CPT Sounding ID CP-P292-S1-CPT-03

Terracon
2108 Capital Dr, Ste 103
Wilmington, NC

Latitude: 34.9009° Longitude: -76.9003°
North: 425538.22 East: 2629507.303

Elevation: 20 (ft) +/-
Elevation Reference: Approximate elevations were interpolated from the provided topographic site plan (NAVD 88)

CPT Started: 12/19/2025
CPT Completed: 12/19/2025

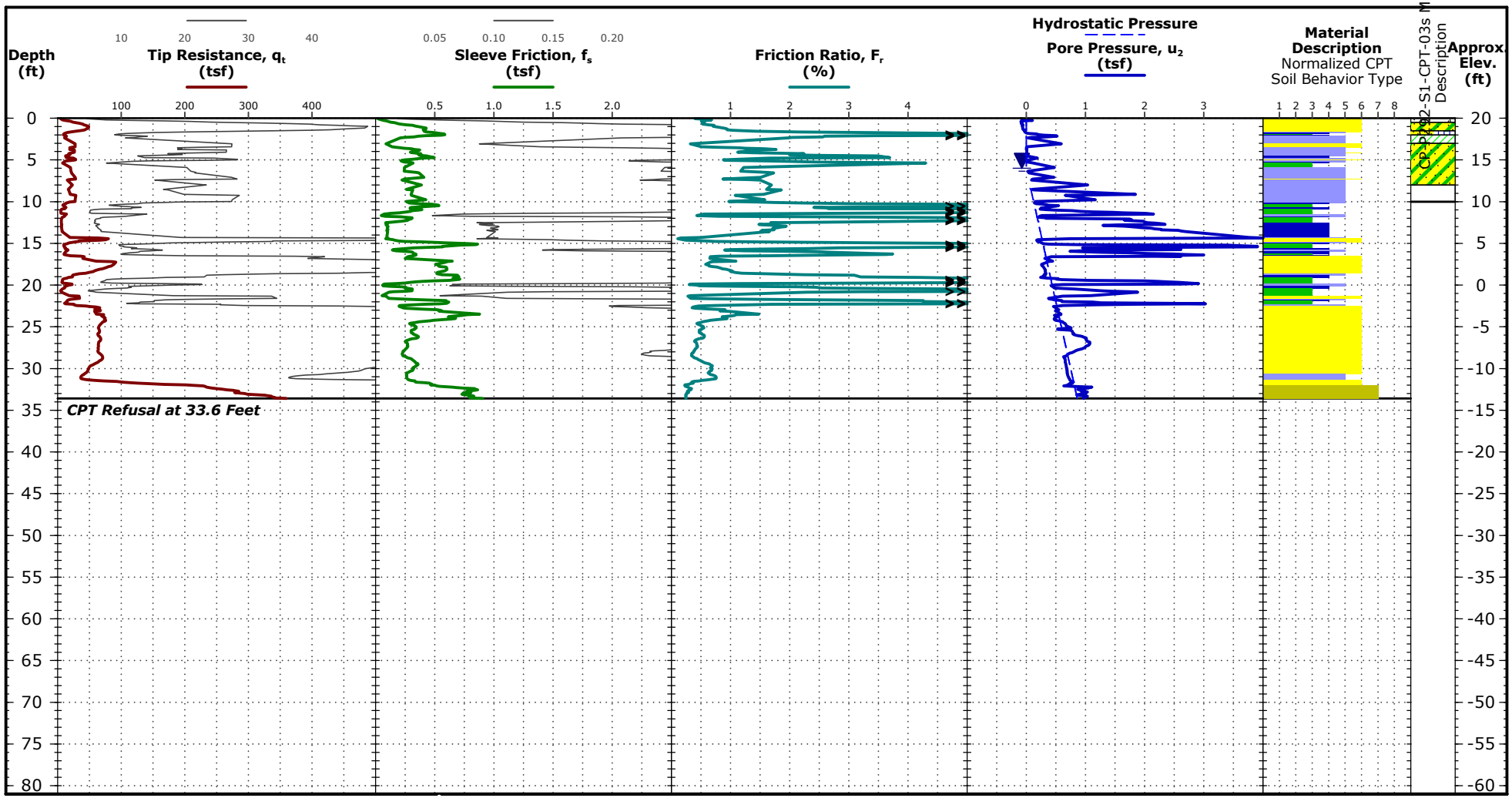

See Exploration and Testing Procedures for a description of field and laboratory procedures used and additional data, if any.

See Supporting Information for explanation of symbols and abbreviations.

Notes

Test Location: See Exploration Plan

See CP-P292-S1-CPT-03s for the adjacent test's full details.

Surface Materials: 6 inches Surficial, Organic-Laden Soil

Cave-In Depth: 5 feet (dry), ESHWT: 3 feet

CPT Equipment

CPT Rig: Geoprobe 3126GT

Operator: T. Whitehead

Dead weight of rig used as reaction force

CPT sensor calibration reports available upon request

Probe No. 8126 with net area ratio of .852

Manufactured by Geotech A.B.- Calibrated 7/8/2025

Tip and sleeve areas of 15 cm^2 and 225 cm^2

Water Level Observation

6 ft estimated water depth

(used in normalizations and correlations)

Normalized Soil Behavior Type
(Robertson 1990)

1 Sensitive, fine grained
2 Organic soils - clay
3 Clay - silty clay to clay
4 Silt mixtures - clayey silt to silty clay
5 Sand mixtures - silty sand to sandy silt
6 Sands - clean sand to silty sand
7 Gravelly sand to dense sand
8 Very stiff sand to clayey sand
9 Very stiff fine grained

Terracon
2108 Capital Dr, Ste 103
Wilmington, NC

Boring Log No. CP-P292-S1-CPT-03s

Location: See Exploration Plan

Latitude: 34.9009° Longitude: -76.9003°
Northing: 425538.22 Easting: 2629507.303

Depth (Ft.) | Approximate Elevation: 20 (Ft.)

Model Layer	Graphic Log	Description	Depth (Ft.)	Elevation (Ft.)
		SURFICIAL, ORGANIC-LADEN SOIL, 6 inches	0.5	19.5
2		**POSSIBLE UNCONTROLLED FILL MATERIAL - CLAYEY SAND**, trace gravel, fine, brown, moist	1.5	18.5
3		**POORLY GRADED SAND WITH SILT (SP-SM)**, fine to medium, tan and orange, moist	2.0	18
		LEAN CLAY (CL), with sand lenses, orange, tan, and brown, moist	3.0	17
		CLAYEY SAND (SC), with sand lenses, fine to medium, light gray, moist to wet		
		-Color change to gray and tan		
		-Color change to dark gray	8.0	12
		NO RECOVERY	10.0	10
		Boring Terminated at 10 Feet		

Depth (Ft.)	Water Level Observations	Sample Type	PID Reading (ppm)	Organic Content (%)	Water Content (%)	Atterberg Limits LL-PL-PI	Percent Fines
5			0				
			0				
10							

See Exploration and Testing Procedures for a description of field and laboratory procedures used and additional data (If any).

See Supporting Information for explanation of symbols and abbreviations.

Elevation Reference: Approximate elevations were interpolated from the provided topographic site plan (NAVD 88)

Water Level Observations
While drilling

Drill Rig
Geoprobe 3126GT

Hammer Type
N/A

Driller
T. Whitehead

Notes
Composite sample collected from 1 foot to 6 feet for chemical analytical testing
Estimated Seasonal High Water Table (ESHWT) Depth = 3 feet

Advancement Method
Direct Push

Abandonment Method
Test hole was backfilled with cement-bentonite grout upon completion

Logged by
G. Inman

Boring Started
12-19-2025

Boring Completed
12-19-2025

FY26 USMC Barracks 2030 - P292
MCAS Cherry Point | Havelock, NC
Terracon Project No. K625P194

CPT Sounding ID CP-P292-S1-CPT-04

Terracon
2108 Capital Dr, Ste 103
Wilmington, NC

Latitude: 34.9012° Longitude: -76.8992°
North: 425631.351 East: 2629830.305

Elevation: 20 (ft) +/-
Elevation Reference: Approximate elevations were interpolated from the provided topographic site plan (NAVD 88)

CPT Started: 12/22/2025
CPT Completed: 12/22/2025

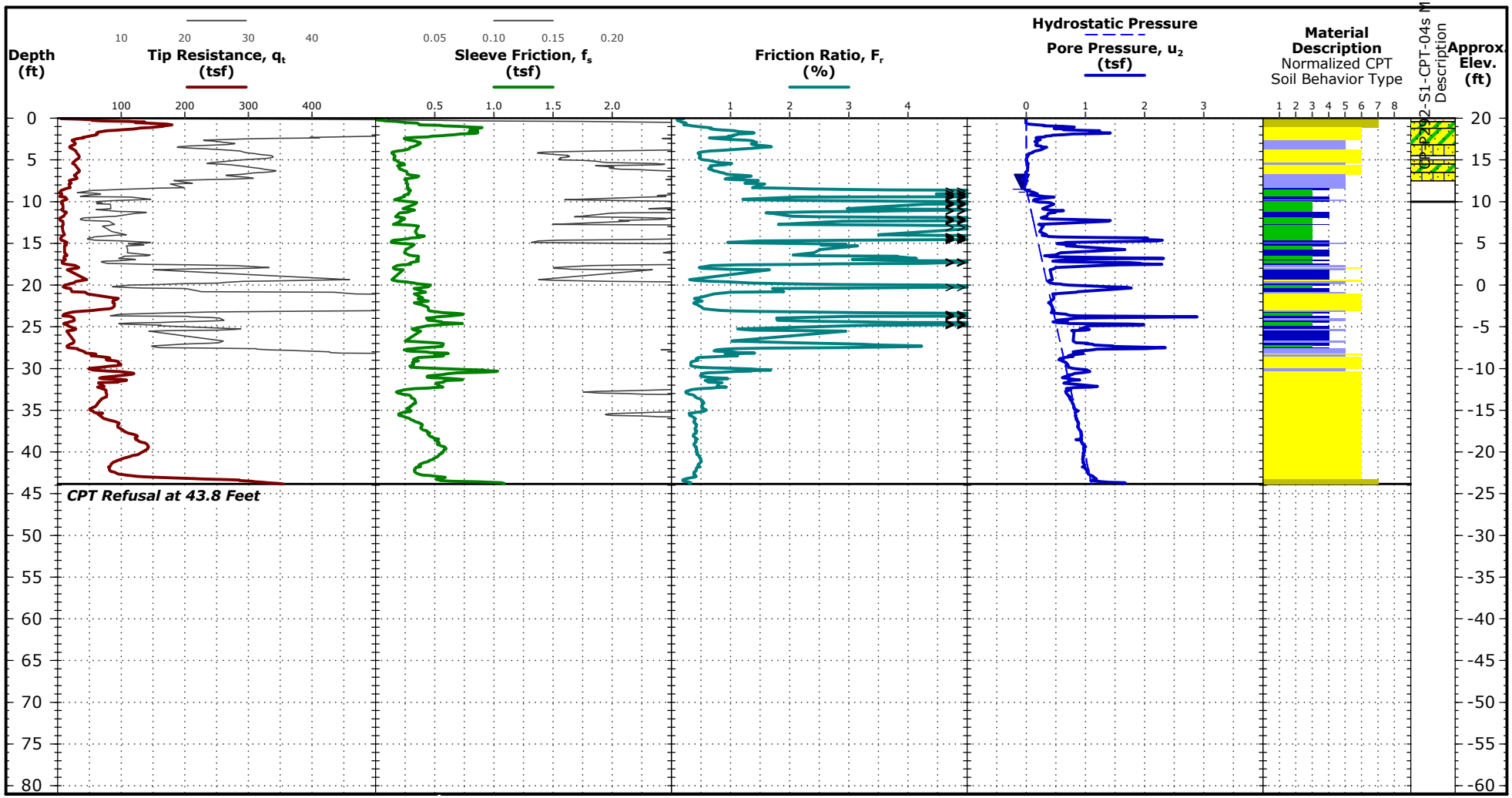

See Exploration and Testing Procedures for a description of field and laboratory procedures used and additional data, if any.

See Supporting Information for explanation of symbols and abbreviations.

Notes

Test Location: See Exploration Plan

See CP-P292-S1-CPT-04s for the adjacent test's full details.

Surface Materials: 5 inches ABC Stone

Cave-In Depth: 9 feet, ESHWT: 3 feet

CPT Equipment

CPT Rig: Geoprobe 3126GT

Operator: T. Whitehead

Dead weight of rig used as reaction force

CPT sensor calibration reports available upon request

Probe No. 8126 with net area ratio of .852

Manufactured by Geotech A.B.- Calibrated 7/8/2025

Tip and sleeve areas of 15 cm^2 and 225 cm^2

Water Level Observation

8.5 ft measured water depth

(used in normalizations and correlations)

Normalized Soil Behavior Type
(Robertson 1990)

1 Sensitive, fine grained
2 Organic soils - clay
3 Clay - silty clay to clay
4 Silt mixtures - clayey silt to silty clay
5 Sand mixtures - silty sand to sandy silt
6 Sands - clean sand to silty sand
7 Gravelly sand to dense sand
8 Very stiff sand to clayey sand
9 Very stiff fine grained

Terracon
2108 Capital Dr, Ste 103
Wilmington, NC

Boring Log No. CP-P292-S1-CPT-04s

Location: See Exploration Plan

Latitude: 34.9012° Longitude: -76.8992°
Northing: 425631.351 Easting: 2629830.305

Depth (Ft.) | Approximate Elevation: 20 (Ft.)

Model Layer	Graphic Log	Description	Depth (Ft.)	Elevation	Water Level Observations	Sample Type	PID Reading (ppm)	Organic Content (%)	Water Content (%)	Atterberg Limits LL-PL-PI	Percent Fines
		AGGREGATE BASE COURSE, 5 inches	0.4	19.6							
2		**POSSIBLE UNCONTROLLED FILL MATERIAL - CLAYEY SAND**, trace gravel, fine, brown, moist	1.2	18.8							
3		**CLAYEY SAND (SC)**, with sand lenses, fine, dark brown and gray, moist	3.2	16.8			0				
4		**SILTY SAND (SM)**, with organics, fine, dark brown, moist	4.5	15.5				5.1	24.1		25.7
		NO RECOVERY	5.0	15							
		SILTY SAND (SM), fine, dark brown and gray, moist	5.5	14.5							
		CLAYEY SAND (SC), fine, gray, moist	6.5	13.5							
		SILTY SAND (SM), fine to medium, gray and tan, moist	7.5	12.5			0				
3		**NO RECOVERY**	10.0	10							
		Boring Terminated at 10 Feet									

See Exploration and Testing Procedures for a description of field and laboratory procedures used and additional data (If any).

See Supporting Information for explanation of symbols and abbreviations.

Elevation Reference: Approximate elevations were interpolated from the provided topographic site plan (NAVD 88)

Water Level Observations
While drilling

Drill Rig
Geoprobe 3126GT

Hammer Type
N/A

Driller
T. Whitehead

Notes
Estimated Seasonal High Water Table (ESHWT) Depth = 3 feet

Advancement Method
Direct Push

Abandonment Method
Test hole was backfilled with cement-bentonite grout upon completion

Logged by
G. Inman

Boring Started
12-22-2025

Boring Completed
12-22-2025

FY26 USMC Barracks 2030 - P292
MCAS Cherry Point | Havelock, NC
Terracon Project No. K625P194

CPT Sounding ID CP-P292-S1-CPT-05

Terracon
2108 Capital Dr, Ste 103
Wilmington, NC

Latitude: 34.9024° Longitude: -76.8979°
North: 426092.07 East: 2630202.102

Elevation: 21 (ft) +/-
Elevation Reference: Approximate elevations were interpolated from the provided topographic site plan (NAVD 88)

CPT Started: 12/22/2025
CPT Completed: 12/22/2025

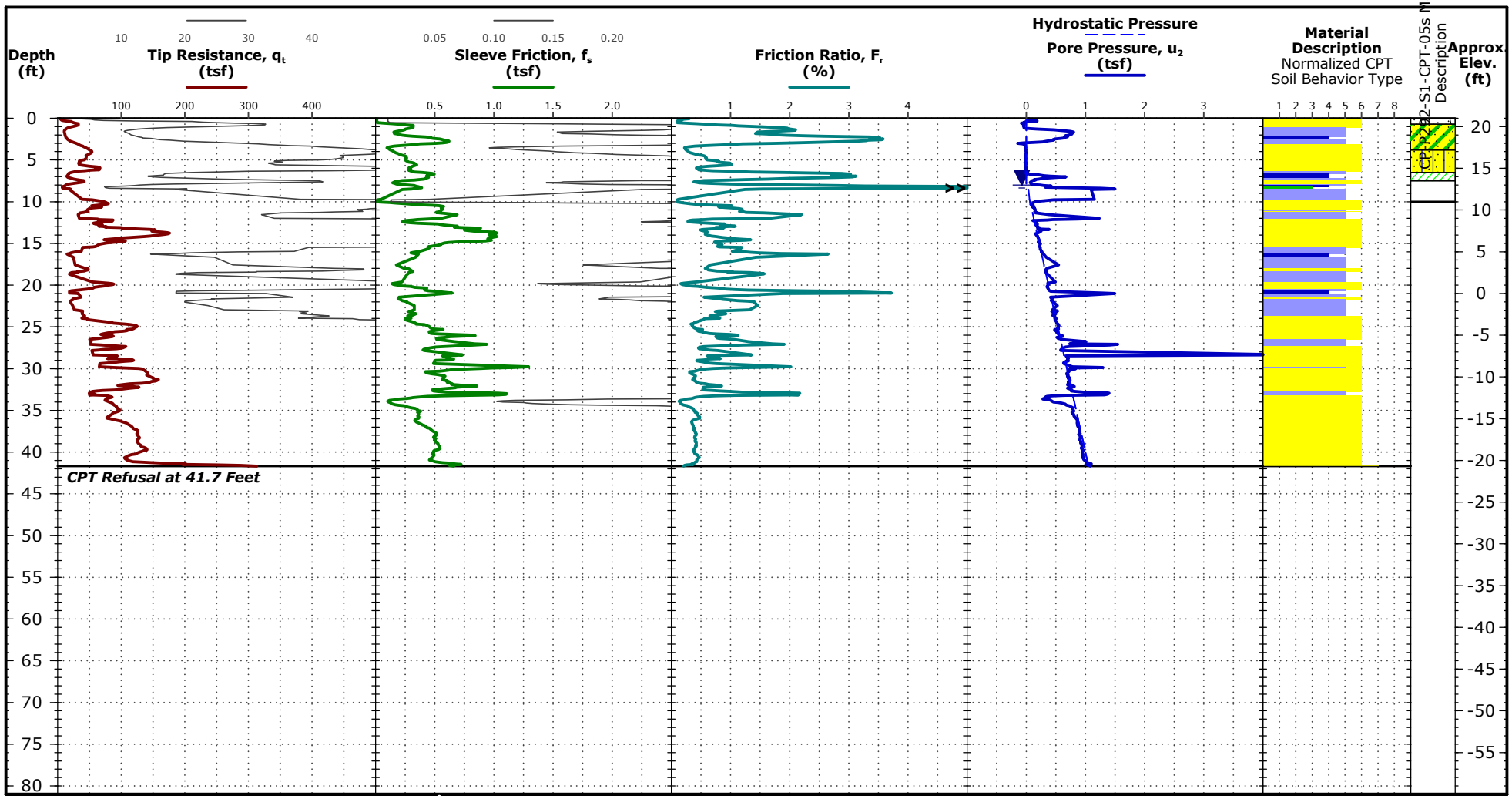

See Exploration and Testing Procedures for a description of field and laboratory procedures used and additional data, if any.

See Supporting Information for explanation of symbols and abbreviations.

Notes

Test Location: See Exploration Plan

See CP-P292-S1-CPT-05s for the adjacent test's full details.

Surface Materials: 8 inches Surficial, Organic-Laden Soil

Cave-In Depth: 8 feet, ESHWT: 2.5 feet

CPT Equipment

CPT Rig: Geoprobe 3126GT

Operator: T. Whitehead

Dead weight of rig used as reaction force

CPT sensor calibration reports available upon request

Probe No. 8126 with net area ratio of .852

Manufactured by Geotech A.B.- Calibrated 7/8/2025

Tip and sleeve areas of 15 cm^2 and 225 cm^2

Water Level Observation

8 ft measured water depth

(used in normalizations and correlations)

Normalized Soil Behavior Type
(Robertson 1990)

1 Sensitive, fine grained
2 Organic soils - clay
3 Clay - silty clay to clay
4 Silt mixtures - clayey silt to silty clay
5 Sand mixtures - silty sand to sandy silt
6 Sands - clean sand to silty sand
7 Gravelly sand to dense sand
8 Very stiff sand to clayey sand
9 Very stiff fine grained

Terracon
2108 Capital Dr, Ste 103
Wilmington, NC

Boring Log No. CP-P292-S1-CPT-05s

Location: See Exploration Plan

Latitude: 34.9024° Longitude: -76.8979°
Northing: 426092.07 Easting: 2630202.102

Depth (Ft.) | Approximate Elevation: 21 (Ft.)

Model Layer	Depth (Ft.)	Description	Water Level Observations	Sample Type	PID Reading (ppm)	Organic Content (%)	Water Content (%)	Atterberg Limits LL-PL-PI	Percent Fines
	0.7	**SURFICIAL, ORGANIC-LADEN SOIL**, 8 inches							
3	3.8	**CLAYEY SAND (SC)**, fine grained, gray, moist -Color change to orange -Color change to gray and tan			0		21.3	39-15-24	44.8
4	6.5	**SILTY SAND (SM)**, fine to medium, light tan, orange, and gray, moist							
3	7.5	**LEAN CLAY (CL)**, with sand lenses, orange, moist			0				
	10.0	**NO RECOVERY**	▽						
		Boring Terminated at 10 Feet							

Depth (Ft.): 5, 10

See Exploration and Testing Procedures for a description of field and laboratory procedures used and additional data (If any).

See Supporting Information for explanation of symbols and abbreviations.

Elevation Reference: Approximate elevations were interpolated from the provided topographic site plan (NAVD 88)

Water Level Observations
▽ While drilling

Drill Rig
Geoprobe 3126GT

Hammer Type
N/A

Driller
T. Whitehead

Notes
Composite sample collected from 1 foot to 6 feet for chemical analytical testing
Estimated Seasonal High Water Table (ESHWT) Depth = 2.5 feet

Advancement Method
Direct Push

Abandonment Method
Test hole was backfilled with cement-bentonite grout upon completion

Logged by
G. Inman

Boring Started
12-22-2025

Boring Completed
12-22-2025

Site 2 Exploration Logs

Terracon
2108 Capital Dr, Ste 103
Wilmington, NC

Boring Log No. CP-P292-S2-SPT-01

Location: See Exploration Plan

Latitude: 34.9086° Longitude: -76.9025°
Northing: 428294.633 Easting: 2628788.796

Depth (Ft.) Approximate Elevation: 23 (Ft.)

Model Layer	Graphic Log	Description	Depth (Ft.)	Water Level Observations	Sample Type	Field Test Results	PID Reading (ppm)	HP (tsf)	Water Content (%)	Atterberg Limits LL-PL-PI	Percent Fines
		0.3 **SURFICIAL, ORGANIC-LADEN SOIL**, 4 inches 22.7									
		SILTY SAND (SM), with clay lenses, fine, dark brown, moist, loose 2.0 21				4-4-5-5 N=9, N60=13	0	--	13.3		
		CLAYEY SAND (SC), with sand lenses, fine, brown and reddish brown, moist, loose to medium dense				6-6-7-6 N=13, N60=19	0	--	12.8		
		-Color change to light gray and brown	5			5-5-6-7 N=11, N60=16	0	--	23.7	32-14-18	38.1
		8.0 15				2-4-4-5 N=8, N60=12	0	--	18.7		
		SANDY LEAN CLAY (CL), brown and reddish brown, moist to wet, soft to stiff		▽		WOH/12"-2-3 N=2, N60=3	0	--	36.7		
			10			2-5-5-7 N=10, N60=15	0	--	25.0		
		12.5 10.5									
3		**SILTY SAND (SM)**, with clay lenses, fine, light gray and brown, wet, very loose to medium dense				1-WOH/6"-2-1 N=2, N60=3	0	--			
			15								
			20			2-2-3-4 N=5, N60=7	0	--			
			25			5-5-7-10 N=12, N60=18	0	--			
			30			3-4-5-5 N=9, N60=13	0	--			
		33.0 -10									
5		**SILTY SAND (SM)**, with shell fragments, fine to medium, gray and greenish gray, wet, loose				3-3-5-7 N=8, N60=12	0	--			
			35								

See Exploration and Testing Procedures for a description of field and laboratory procedures used and additional data (If any).

See Supporting Information for explanation of symbols and abbreviations.

Elevation Reference: Approximate elevations were interpolated from the provided topographic site plan (NAVD 88)

Hammer Efficiency Rating, ER = 89%; calibrated 22JUL2024

Water Level Observations
▽ While drilling
Cave-In

Drill Rig
Geoprobe 3126GT

Hammer Type
Automatic

Driller
M. Rainey

Notes
WOH = Weight of Hammer
Estimated Seasonal High Water Table (ESHWT) Depth = 4 feet

Advancement Method
Mud Rotary

Abandonment Method
Boring was backfilled with spoils and cement-bentonite grout

Logged by
T. Hodge

Boring Started
12-17-2025

Boring Completed
12-18-2025

Terracon
2108 Capital Dr, Ste 103
Wilmington, NC

Boring Log No. CP-P292-S2-SPT-01

Location: See Exploration Plan

Latitude: 34.9086° Longitude: -76.9025°
Northing: 428294.633 Easting: 2628788.796

Depth (Ft.) Approximate Elevation: 23 (Ft.)

Model Layer	Graphic Log	Description	Depth (Ft.)	Water Level Observations	Sample Type	Field Test Results	PID Reading (ppm)	HP (tsf)	Water Content (%)	Atterberg Limits LL-PL-PI	Percent Fines
5		**SILTY SAND (SM)**, with shell fragments, fine to medium, gray and greenish gray, wet, loose *(continued)*									
			40		X	3-2-3-6 N=5, N60=7	0	--			
		41.0 -18									
		CLAYEY SAND (SC), trace shell fragments, fine to medium, greenish gray, wet, loose to medium dense									
			45		X	3-2-3-4 N=5, N60=7	0	2			
			50		X	2-4-6-7 N=10, N60=15	0	2	30.8	32-17-15	23.5
			55		X	2-3-3-5 N=6, N60=9	0	1			
			60		X	2-4-4-6 N=8, N60=12	0	1			
		61.5 -38.5									
		SILTY SAND (SM), trace gravel consisting of cemented sand and shell fragments, fine to coarse, light gray and greenish gray, wet, medium dense to very dense, slightly calcareous									
			65		X	45-16-45-40 N=61, N60=90	0	--			
			70		X	21-22-8-7 N=30, N60=45	0	--	17.1		14.8

See Exploration and Testing Procedures for a description of field and laboratory procedures used and additional data (If any).

See Supporting Information for explanation of symbols and abbreviations.

Elevation Reference: Approximate elevations were interpolated from the provided topographic site plan (NAVD 88)

Hammer Efficiency Rating, ER = 89%; calibrated 22JUL2024

Water Level Observations
While drilling

Cave-In

Drill Rig
Geoprobe 3126GT

Hammer Type
Automatic

Driller
M. Rainey

Logged by
T. Hodge

Boring Started
12-17-2025

Boring Completed
12-18-2025

Notes

Advancement Method
Mud Rotary

Abandonment Method
Boring was backfilled with spoils and cement-bentonite grout

Terracon
2108 Capital Dr, Ste 103
Wilmington, NC

Boring Log No. CP-P292-S2-SPT-01

Location: See Exploration Plan

Latitude: 34.9086° Longitude: -76.9025°
Northing: 428294.633 Easting: 2628788.796

Depth (Ft.) Approximate Elevation: 23 (Ft.)

Model Layer	Graphic Log	Description	Depth (Ft.)	Water Level Observations	Sample Type	Field Test Results	PID Reading (ppm)	HP (tsf)	Water Content (%)	Atterberg Limits LL-PL-PI	Percent Fines
5		**SILTY SAND (SM)**, trace gravel consisting of cemented sand and shell fragments, fine to coarse, light gray and greenish gray, wet, medium dense to very dense, slightly calcareous *(continued)*									
					X	4-8-12-18 N=20, N60=30	0	--			
			75								
					X	5-10-31-17 N=41, N60=61	0	--			
			80								
					X	12-14-12-15 N=26, N60=39	0	--			
			85								
					X	13-9-13-16 N=22, N60=33	0	--			
			90								
					X	11-12-50/5" N=62, N60=92	0	--			
			95								
		98.4 -75.4			X	50/5" N=100, N60=148	0	--			
		Boring Terminated at 98.4 Feet									

See Exploration and Testing Procedures for a description of field and laboratory procedures used and additional data (If any).

See Supporting Information for explanation of symbols and abbreviations.

Elevation Reference: Approximate elevations were interpolated from the provided topographic site plan (NAVD 88)

Hammer Efficiency Rating, ER = 89%; calibrated 22JUL2024

Water Level Observations
While drilling

Cave-In

Drill Rig
Geoprobe 3126GT

Hammer Type
Automatic

Driller
M. Rainey

Logged by
T. Hodge

Boring Started
12-17-2025

Boring Completed
12-18-2025

Notes

Advancement Method
Mud Rotary

Abandonment Method
Boring was backfilled with spoils and cement-bentonite grout

Terracon
2108 Capital Dr, Ste 103
Wilmington, NC

Boring Log No. CP-P292-S2-SPT-02

Location: See Exploration Plan

Latitude: 34.9078° Longitude: -76.9013°
Northing: 428035.21 Easting: 2629153.25

Approximate Elevation: 24 (Ft.)

Model Layer	Graphic Log	Depth (Ft.)	Description	Depth (Ft.)	Water Level Observations	Sample Type	Field Test Results	PID Reading (ppm)	HP (tsf)	Water Content (%)	Atterberg Limits LL-PL-PI	Percent Fines
		0.6	**SURFICIAL, ORGANIC-LADEN SOIL**, 7 inches 23.4									
3		4.0	**CLAYEY SAND (SC)**, fine, grayish brown and orange, moist, loose 20				4-5-3-4 N=8, N60=12	0	1.75	17.3		49.4
							1-2-4-5 N=6, N60=9	0	--	21.8		
4		6.0	**SILTY SAND (SM)**, fine, light brown and orange, moist, very loose 18	5			1-2-1-3 N=3, N60=4	0	--	41.4		
		8.0	**POORLY GRADED SAND WITH SILT (SP-SM)**, fine, light brown and orange, moist to wet, loose 16				3-4-5-4 N=9, N60=13	0	--			
			SPT BORING TERMINATED DUE TO POSSIBLE OBSTRUCTION at 8 Feet									

See Exploration and Testing Procedures for a description of field and laboratory procedures used and additional data (If any).

See Supporting Information for explanation of symbols and abbreviations.

Elevation Reference: Approximate elevations were interpolated from the provided topographic site plan (NAVD 88)

Hammer Efficiency Rating, ER = 89%; calibrated 22JUL2024

Water Level Observations
While drilling

Cave-In

Drill Rig
Geoprobe 3126GT

Hammer Type
Automatic

Driller
M. Rainey

Logged by
T. Hodge

Boring Started
12-11-2025

Boring Completed
12-11-2025

Notes
Composite sample collected from 1 foot to 6 feet for chemical analytical testing
Estimated Seasonal High Water Table (ESHWT) Depth = 4 feet

Advancement Method
Mud Rotary

Abandonment Method
Boring was backfilled with spoils and cement-bentonite grout

Terracon
2108 Capital Dr, Ste 103
Wilmington, NC

Boring Log No. CP-P292-S2-SPT-03

Location: See Exploration Plan

Latitude: 34.9076° Longitude: -76.9028°
Northing: 427947.755 Easting: 2628698.386

Approximate Elevation: 24 (Ft.)

Model Layer	Depth (Ft.)	Description	Depth (Ft.)	Water Level Observations	Sample Type	Field Test Results	PID Reading (ppm)	HP (tsf)	Water Content (%)	Atterberg Limits LL-PL-PI	Percent Fines
4	0.1	**SURFICIAL, ORGANIC-LADEN SOIL**, 1 inch	23.9								
		SILTY SAND (SM), fine, light gray and dark brown, moist to wet, loose to medium dense				3-4-3-3 N=7, N60=10	0	--	8.0	NP	12.2
		-Color change to light reddish brown				4-5-5-7 N=10, N60=15	0	--			
			5			4-5-5-7 N=10, N60=15	0	--	11.2		
		-Wet at 6 feet				2-4-3-3 N=7, N60=10	0	--	18.2		
						WOH/6"-1-3-6 N=4, N60=6	0	--	20.4		
		-Color change to gray and light reddish brown	10			3-3-3-6 N=6, N60=9	0	--	19.3		
	12.5		11.5								
		SANDY LEAN CLAY (CL), gray, wet, medium stiff				WOH/12"-6-2 N=6, N60=9	0	--	46.1		
			15								
	16.5		7.5								
		LEAN CLAY WITH SAND (CL), gray, wet, soft				WOH/6"-2-1-1 N=3, N60=4	0	--			
	20.0		4								
3		**CLAYEY SAND (SC)**, fine, gray, wet, very loose	20				0	--	28.4	25-14-11	20.6
	22.0		2								
4		**POORLY GRADED SAND WITH SILT (SP-SM)**, fine, gray, wet, loose				2-3-5-6 N=8, N60=12	0	--			
			25								
						2-4-3-9 N=7, N60=10	0	--			
			30								
	31.5		-7.5								
3		**SILTY SAND (SM)**, with shells, fine, gray, wet, very loose				WOR/24" N=0, N60=0	0	--			
			35								

See Exploration and Testing Procedures for a description of field and laboratory procedures used and additional data (If any).

See Supporting Information for explanation of symbols and abbreviations.

Elevation Reference: Approximate elevations were interpolated from the provided topographic site plan (NAVD 88)

Hammer Efficiency Rating, ER = 89%; calibrated 22JUL2024

Water Level Observations
While drilling

Cave-In

Drill Rig
Geoprobe 3126GT

Hammer Type
Automatic

Driller
M. Rainey

Logged by
T. Hodge

Boring Started
12-16-2025

Boring Completed
12-16-2025

Notes
WOH = Weight of Hammer, WOR = Weight of Rod
Shelby Tube sample was collected from an offset hole
CBR Grab Sample was collected from 1 foot to 3 feet
Composite samples collected from 1 foot to 6 feet for corrosivity and chemical analytical testing
Estimated Seasonal High Water Table (ESHWT) Depth = 3.5 feet

Advancement Method
Mud Rotary

Abandonment Method
Boring was backfilled with spoils and cement-bentonite grout

Terracon
2108 Capital Dr, Ste 103
Wilmington, NC

Boring Log No. CP-P292-S2-SPT-03

Location: See Exploration Plan

Latitude: 34.9076° Longitude: -76.9028°
Northing: 427947.755 Easting: 2628698.386

Depth (Ft.) Approximate Elevation: 24 (Ft.)

Model Layer	Graphic Log	Description	Depth (Ft.)	Water Level Observations	Sample Type	Field Test Results	PID Reading (ppm)	HP (tsf)	Water Content (%)	Atterberg Limits LL-PL-PI	Percent Fines
3		**SILTY SAND (SM)**, with shells, fine, gray, wet, very loose *(continued)* 36.5 -12.5									
5		**POORLY GRADED SAND WITH SILT (SP-SM)**, with shells, fine, gray, wet, medium dense 41.5 -17.5	40			7-13-14-18 N=27, N60=40	0	--			
		SANDY FAT CLAY (CH), with shells, dark gray, wet, medium stiff 45.0 -21	45			3-2-4-7 N=6, N60=9	0	--	50.4	57-15-42	60.8
		Boring Terminated at 45 Feet									

See Exploration and Testing Procedures for a description of field and laboratory procedures used and additional data (If any).

See Supporting Information for explanation of symbols and abbreviations.

Elevation Reference: Approximate elevations were interpolated from the provided topographic site plan (NAVD 88)

Hammer Efficiency Rating, ER = 89%; calibrated 22JUL2024

Water Level Observations
While drilling

Cave-In

Drill Rig
Geoprobe 3126GT

Hammer Type
Automatic

Driller
M. Rainey

Logged by
T. Hodge

Boring Started
12-16-2025

Boring Completed
12-16-2025

Notes

Advancement Method
Mud Rotary

Abandonment Method
Boring was backfilled with spoils and cement-bentonite grout

Terracon
2108 Capital Dr, Ste 103
Wilmington, NC

Boring Log No. CP-P292-S2-SPT-04

Location: See Exploration Plan

Latitude: 34.9089° Longitude: -76.9028°
Northing: 428412.736 Easting: 2628685.008

Depth (Ft.) Elevation: 23 (Ft.) +/-

Model Layer	Graphic Log	Description	Depth (Ft.)	Elevation	Installation Details	Water Level Observations	Sample Type	Field Test Results	Laboratory HP (tsf)	PID Reading (ppm)	Water Content (%)	Atterberg Limits LL-PL-PI	Percent Fines
		SURFICIAL, ORGANIC-LADEN SOIL, 5 inches	0.4	22.6									
4		**SILTY SAND (SM)**, fine, light brown and dark brown, moist, loose	4.0	19	Stickup = 14"			2-3-5-8 N=8, N60=12	--	0			
								8-2-3-3 N=5, N60=7	--	0	13.9		29
		POORLY GRADED SAND WITH SILT (SP-SM), fine, light brown and dark brown, moist, loose to medium dense	8.0	15	2-inch solid pipe from 0-13.8'; bentonite seal from 0-12.8', sand pack from 12.8-13.8'			3-4-4-7 N=8, N60=12	--	0	18.9		
								3-6-7-6 N=13, N60=19	--	0	20.5		
		SILTY SAND (SM), fine, reddish brown and grayish brown, moist, loose	10.0	13				WOH/6"-1-3-4 N=4, N60=6	--	0	27.4		
		POORLY GRADED SAND WITH SILT (SP-SM), fine, dark gray, moist to wet, loose	12.0	11				5-3-6-7 N=9, N60=13	--	0	27.3		7
		SPT Sampling Terminated At 12 Feet	18.8	4.2	2-inch slotted pipe with sand pack from 13.8-18.8'								
		Bottom Of Piezometer at 18.8 Feet											

See Exploration and Testing Procedures for a description of field and laboratory procedures used and additional data (If any).

See Supporting Information for explanation of symbols and abbreviations.

Elevation Reference: Approximate elevations were interpolated from the provided topographic site plan (NAVD 88)

Hammer Efficiency Rating, ER = 89%; calibrated 22JUL2024

Temporary piezometer installed 18DEC2025, sampled 05JAN2026, abandoned 13JAN2026

Water Level Observations
While drilling
20DEC2025
05JAN2026

Drill Rig
Geoprobe 3126GT

Hammer Type
Automatic

Driller
M. Rainey

Logged by
T. Hodge

Boring Started
12-18-2025

Boring Completed
12-18-2025

Notes
Infiltration Rate (Ksat) = 0.04 in/hr, tested between 11 inches and 17 inches beneath existing grade
WOH = Weight of Hammer
Composite sample collected from 1 foot to 6 feet for chemical analytical testing
Seasonal High Water Table (SHWT) Depth = 2.9 feet

Advancement Method
Mud Rotary

Abandonment Method
Boring was backfilled with spoils and cement-bentonite grout

Terracon
2108 Capital Dr, Ste 103
Wilmington, NC

Boring Log No. CP-P292-S2-SPT-05

Location: See Exploration Plan

Latitude: 34.9087° Longitude: -76.9019°
Northing: 428358.807 Easting: 2628979.364

Depth (Ft.) Approximate Elevation: 25 (Ft.)

Model Layer	Graphic Log	Description	Depth (Ft.)	Water Level Observations	Sample Type	Field Test Results	PID Reading (ppm)	HP (tsf)	Water Content (%)	Atterberg Limits LL-PL-PI	Percent Fines
		0.3 **SURFICIAL, ORGANIC-LADEN SOIL**, 4 inches 24.7									
4		**SILTY SAND (SM)**, fine, dark brown, moist, loose to medium dense 4.0 21				3-4-4-5 N=8, N60=12	0	--			
						5-7-8-12 N=15, N60=22	0	--	11.4		
		CLAYEY SAND (SC), fine, brown and reddish brown, moist, loose to medium dense	5			5-5-5-7 N=10, N60=15	0	--	20.9		41.0
		8.0 17				4-3-5-7 N=8, N60=12	0	--	25.0		
3		**SILTY SAND (SM)**, fine, dark brown, wet, very loose 10.0 15				WOH/18"-4 N=0, N60=0	0	--	40.4		36.4
4		**POORLY GRADED SAND WITH SILT (SP-SM)**, fine, light gray and reddish brown, wet, medium dense 12.0 13	10			5-6-7-4 N=13, N60=19	0	--			
		Boring Terminated at 12 Feet									

See Exploration and Testing Procedures for a description of field and laboratory procedures used and additional data (If any).

See Supporting Information for explanation of symbols and abbreviations.

Elevation Reference: Approximate elevations were interpolated from the provided topographic site plan (NAVD 88)

Hammer Efficiency Rating, ER = 89%; calibrated 22JUL2024

Water Level Observations
While drilling
Cave-In

Drill Rig
Geoprobe 3126GT

Hammer Type
Automatic

Driller
M. Rainey

Notes
WOH = Weight of Hammer
Estimated Seasonal High Water Table (ESHWT) Depth = 4 feet

Advancement Method
Mud Rotary

Abandonment Method
Boring was backfilled with spoils and cement-bentonite grout

Logged by
T. Hodge

Boring Started
12-15-2025

Boring Completed
12-15-2025

Terracon
2108 Capital Dr, Ste 103
Wilmington, NC

Boring Log No. CP-P292-S2-SPT-06

Location: See Exploration Plan

Latitude: 34.9084° Longitude: -76.9005°
Northing: 428249.706 Easting: 2629383.287

Approximate Elevation: 25 (Ft.)

Model Layer	Depth (Ft.)	Description	Elevation	Field Test Results	PID Reading (ppm)	HP (tsf)	Water Content (%)	Atterberg Limits LL-PL-PI	Percent Fines
	0.2	**SURFICIAL, ORGANIC-LADEN SOIL**, 2 inches	24.8						
2	2.0	**POSSIBLE UNCONTROLLED FILL MATERIAL - POORLY GRADED SAND WITH SILT**, trace limestone gravel, fine, dark brown and tan, moist	23	4-27-17-5 N=44, N60=65	0	--	9.3		
	4.0	**POSSIBLE UNCONTROLLED FILL MATERIAL - SANDY LEAN CLAY**, reddish brown and gray, moist	21	6-7-5-4 N=12, N60=18	0	2	20.2		51.4
4	8.0	**POORLY GRADED SAND WITH SILT (SP-SM)**, fine, light brown and light gray, moist, loose	17	1-2-3-4 N=5, N60=7	0	--	21.1		
				2-3-4-4 N=7, N60=10	0	--	27.9		
3	10.0	**SILTY SAND (SM)**, fine, brown and light gray, wet, very loose	15	WOH/12"-2-3 N=2, N60=3	0	--	26.9		
4	12.0	**POORLY GRADED SAND WITH SILT (SP-SM)**, fine, light gray and light brown, wet, medium dense	13	3-5-10-18 N=15, N60=22	0	--			

Boring Terminated at 12 Feet

See Exploration and Testing Procedures for a description of field and laboratory procedures used and additional data (If any).

See Supporting Information for explanation of symbols and abbreviations.

Elevation Reference: Approximate elevations were interpolated from the provided topographic site plan (NAVD 88)

Hammer Efficiency Rating, ER = 89%; calibrated 22JUL2024

Water Level Observations
While drilling
Cave-In

Drill Rig
Geoprobe 3126GT

Hammer Type
Automatic

Driller
M. Rainey

Logged by
T. Hodge

Boring Started
12-10-2025

Boring Completed
12-10-2025

Notes
WOH = Weight of Hammer
Composite sample collected from 1 foot to 6 feet for chemical analytical testing
Estimated Seasonal High Water Table (ESHWT) Depth = 5 feet

Advancement Method
Mud Rotary

Abandonment Method
Boring was backfilled with spoils and cement-bentonite grout

Terracon
2108 Capital Dr, Ste 103
Wilmington, NC

Boring Log No. CP-P292-S2-SPT-07

Location: See Exploration Plan

Latitude: 34.9077° Longitude: -76.9004°
Northing: 428008.733 Easting: 2629407.045

Depth (Ft.) | Approximate Elevation: 25 (Ft.)

Model Layer	Depth (Ft.)	Description	Elevation
	0.4	**SURFICIAL, ORGANIC-LADEN SOIL**, 5 inches	24.6
2	2.0	**POSSIBLE UNCONTROLLED FILL MATERIAL - POORLY GRADED SAND WITH SILT**, fine, brown, moist	23
3	4.0	**SANDY LEAN CLAY (CL)**, light brown and orange, moist, medium stiff	21
3	6.0	**CLAYEY SAND (SC)**, fine, light brown and orange, moist, loose	19
4	8.0	**POORLY GRADED SAND WITH SILT (SP-SM)**, fine, light brown, gray, and orange, moist, loose	17
4	10.0	**SILTY SAND (SM)**, fine, light brown and orange, moist, very loose	15
4	12.5	**POORLY GRADED SAND WITH SILT (SP-SM)**, fine, light reddish brown, wet, loose	12.5
3		**SILTY SAND (SM)**, with clay lenses, fine, light brown and reddish brown, wet, very loose	
		-Color change to dark gray	

Depth (Ft.)	Field Test Results	PID Reading (ppm)	HP (tsf)	Water Content (%)	Atterberg Limits LL-PL-PI	Percent Fines
	2-4-8-5 N=12, N60=18	0	--			
				15.5	26-11-15	36.1
	3-3-4-5 N=7, N60=10	0	2			
5	2-3-4-4 N=7, N60=10	0	--	18.5		
	2-4-4-4 N=8, N60=12	0	--	22.6		
	WOH/12"-2-4 N=2, N60=3	0	--	27.7		
10	2-4-5-5 N=9, N60=13	0	--	23.9		
	1-1-2-1 N=3, N60=4	0	--			
15						
	1-1-1-1 N=2, N60=3	0	--			
20						
	WOH/12"-1-1 N=1, N60=1	0	--	27.5		19.9
25						
	1-2-1-1 N=3, N60=4	0	--			
30						
	3-1-2-2 N=3, N60=4	0	--			
35						

Water Level Observations: ▽ (While drilling)

See Exploration and Testing Procedures for a description of field and laboratory procedures used and additional data (If any).

See Supporting Information for explanation of symbols and abbreviations.

Elevation Reference: Approximate elevations were interpolated from the provided topographic site plan (NAVD 88)

Hammer Efficiency Rating, ER = 89%; calibrated 22JUL2024

Water Level Observations
▽ While drilling
Cave-In

Drill Rig
Geoprobe 3126GT

Hammer Type
Automatic

Driller
M. Rainey

Notes
WOH = Weight of Hammer
Shelby Tube sample was collected from an offset hole
CBR Grab Sample was collected from 1 foot to 3 feet
Estimated Seasonal High Water Table (ESHWT) Depth = 7 feet

Advancement Method
Mud Rotary

Abandonment Method
Boring was backfilled with spoils and cement-bentonite grout

Logged by
T. Hodge

Boring Started
12-30-2025

Boring Completed
12-31-2025

Terracon
2108 Capital Dr, Ste 103
Wilmington, NC

Boring Log No. CP-P292-S2-SPT-07

Location: See Exploration Plan

Latitude: 34.9077° Longitude: -76.9004°
Northing: 428008.733 Easting: 2629407.045

Depth (Ft.) | Approximate Elevation: 25 (Ft.)

Model Layer	Graphic Log	Description	Depth (Ft.)	Elevation	Water Level Observations	Sample Type	Field Test Results	PID Reading (ppm)	HP (tsf)	Water Content (%)	Atterberg Limits LL-PL-PI	Percent Fines
3		**SANDY LEAN CLAY (CL)**, with shell fragments, greenish gray, wet, soft	36.0	-11								
			40.0	-15			WOH/6"-1-1-4 N=2, N60=3	0	--			
5		**POORLY GRADED SAND WITH SILT (SP-SM)**, fine, gray, wet, medium dense	40									
							10-10-14-13 N=24, N60=36	0	--			
			45									
			47.0	-22								
		CLAYEY SAND (SC), fine, greenish gray, wet, loose to medium dense										
							2-4-5-6 N=9, N60=13	0	--			
		-Shell fragments noted in sample 48'-50'	50									
							4-4-6-7 N=10, N60=15	0	--	33.4	37-14-23	29.7
			55.5	-30.5								
		SILTY CLAYEY SAND (SC-SM), with shell fragments, fine, greenish gray, wet, loose	55							38.2	22-15-7	29.5
							3-2-3-4 N=5, N60=7	0	--			
			60									
			64.0	-39			WOH/6"-5-14-17 N=19, N60=28	0	--			
		SILTY SAND (SM), with shell fragments, fine to medium, light greenish gray, wet, medium dense	65									
							7-7-14-24 N=21, N60=31	0	--			
			70.0	-45								
			70									

See Exploration and Testing Procedures for a description of field and laboratory procedures used and additional data (If any).

See Supporting Information for explanation of symbols and abbreviations.

Elevation Reference: Approximate elevations were interpolated from the provided topographic site plan (NAVD 88)

Hammer Efficiency Rating, ER = 89%; calibrated 22JUL2024

Water Level Observations
While drilling
Cave-In

Drill Rig
Geoprobe 3126GT

Hammer Type
Automatic

Driller
M. Rainey

Logged by
T. Hodge

Boring Started
12-30-2025

Boring Completed
12-31-2025

Notes
WOH = Weight of Hammer
Shelby Tube sample was collected from an offset hole

Advancement Method
Mud Rotary

Abandonment Method
Boring was backfilled with spoils and cement-bentonite grout

Terracon
2108 Capital Dr, Ste 103
Wilmington, NC

Boring Log No. CP-P292-S2-SPT-07

Location: See Exploration Plan

Latitude: 34.9077° Longitude: -76.9004°
Northing: 428008.733 Easting: 2629407.045

Depth (Ft.) Approximate Elevation: 25 (Ft.)

Model Layer	Graphic Log	Description	Depth (Ft.)	Water Level Observations	Sample Type	Field Test Results	PID Reading (ppm)	HP (tsf)	Water Content (%)	Atterberg Limits LL-PL-PI	Percent Fines
		SILTY SAND (SM), trace gravel consisting of cemented sand and shell fragments, fine to medium, light greenish gray, wet, very dense									
					X	8-50/5" N=100, N60=148	0	--			
			75								
		76.5 -51.5									
		SILTY SAND (SM), with shell fragments, fine to medium, light greenish gray, wet, loose									
					X	4-2-4-6 N=6, N60=9	0	--			
			80								
		81.5 -56.5									
5		**POORLY GRADED SAND WITH SILT (SP-SM)**, with gravel consisting of cemented sand and shell fragments, fine to coarse, light grayish brown, wet, medium dense to very dense									
					X	30-13-50/2" N=100, N60=148	0	--			
			85								
		-Hard drilling noted from 85' to 90'									
					X	10-10-11-18 N=21, N60=31	0	--	17.0		10.9
			90								
					X	18-17-15-12 N=32, N60=47	0	--			
			95								
					X	18-9-5-5 N=14, N60=21	0	--			
		100.0 -75									
			100								
		Boring Terminated at 100 Feet									

See Exploration and Testing Procedures for a description of field and laboratory procedures used and additional data (If any).

See Supporting Information for explanation of symbols and abbreviations.

Elevation Reference: Approximate elevations were interpolated from the provided topographic site plan (NAVD 88)

Hammer Efficiency Rating, ER = 89%; calibrated 22JUL2024

Water Level Observations
While drilling

Cave-In

Drill Rig
Geoprobe 3126GT

Hammer Type
Automatic

Driller
M. Rainey

Logged by
T. Hodge

Boring Started
12-30-2025

Boring Completed
12-31-2025

Notes

Advancement Method
Mud Rotary

Abandonment Method
Boring was backfilled with spoils and cement-bentonite grout

FY26 USMC Barracks 2030 - P292
MCAS Cherry Point | Havelock, NC
Terracon Project No. K625P194

CPT Sounding ID CP-P292-S2-CPT-01

Terracon
2108 Capital Dr, Ste 103
Wilmington, NC

Latitude: 34.9086° Longitude: -76.9025°
North: 428294.633 East: 2628788.796

Elevation: 23 (ft) +/-
Elevation Reference: Approximate elevations were interpolated from the provided topographic site plan (NAVD 88)

CPT Started: 12/19/2025
CPT Completed: 12/19/2025

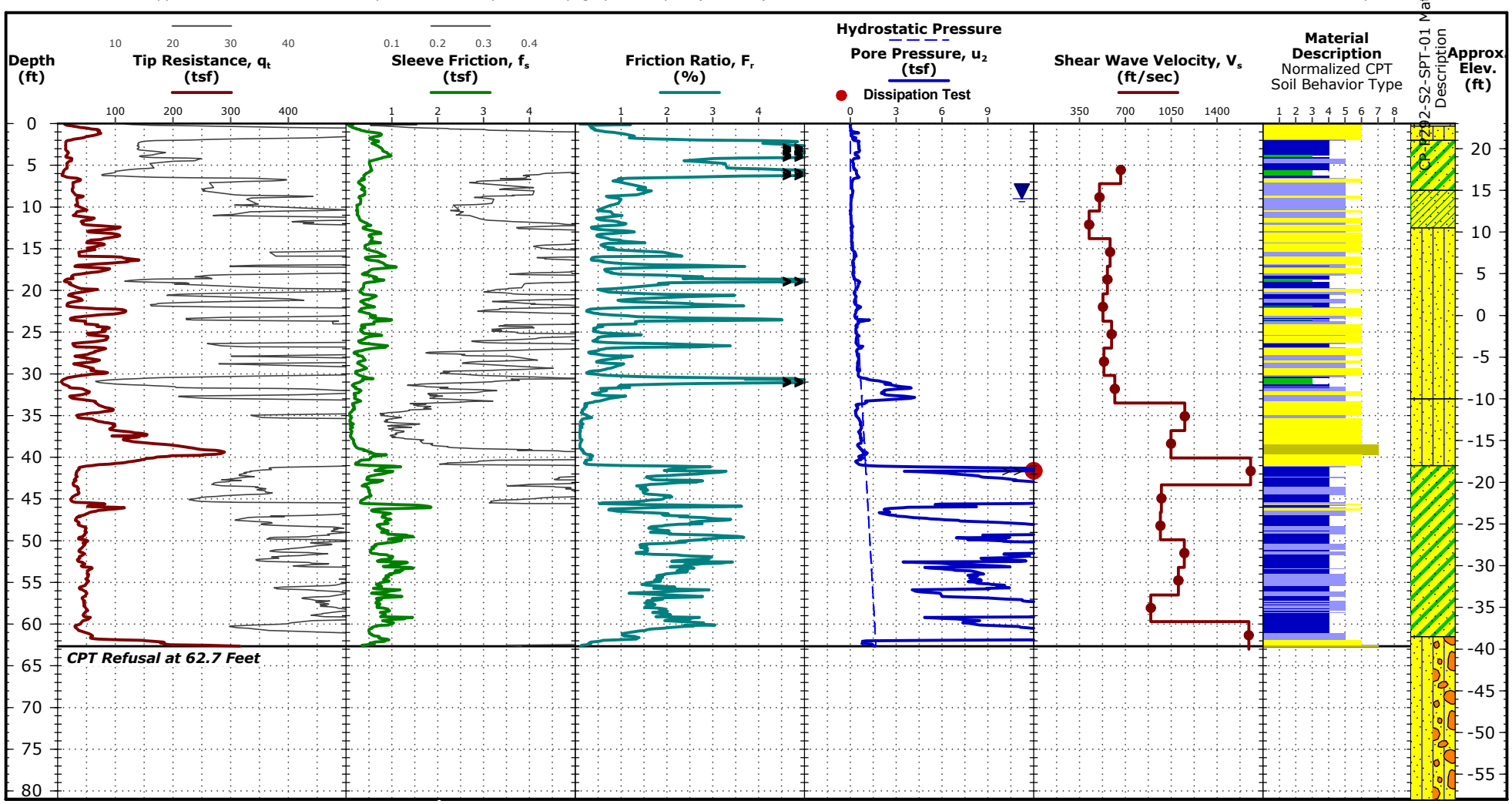

See Exploration and Testing Procedures for a description of field and laboratory procedures used and additional data, if any.

See Supporting Information for explanation of symbols and abbreviations.

Notes

Test Location: See Exploration Plan

See CP-P292-S2-SPT-01 for the adjacent test's full details.

Surface Materials: 4 inches Surficial, Organic-Laden Soil

Cave-In Depth: 9 feet, ESHWT: 4 feet

CPT Equipment

CPT Rig: Geoprobe 3126GT

Operator: T. Whitehead

Dead weight of rig used as reaction force

CPT sensor calibration reports available upon request

Probe No. 8126 with net area ratio of .852

Manufactured by Geotech A.B.- Calibrated 7/8/2025

Tip and sleeve areas of 15 cm^2 and 225 cm^2

Water Level Observation

9 ft measured water depth

(used in normalizations and correlations)

Normalized Soil Behavior Type
(Robertson 1990)

1 Sensitive, fine grained
2 Organic soils - clay
3 Clay - silty clay to clay
4 Silt mixtures - clayey silt to silty clay
5 Sand mixtures - silty sand to sandy silt
6 Sands - clean sand to silty sand
7 Gravelly sand to dense sand
8 Very stiff sand to clayey sand
9 Very stiff fine grained

Terracon
2108 Capital Dr, Ste 103
Wilmington, NC

Pore Pressure Dissipation Test Results

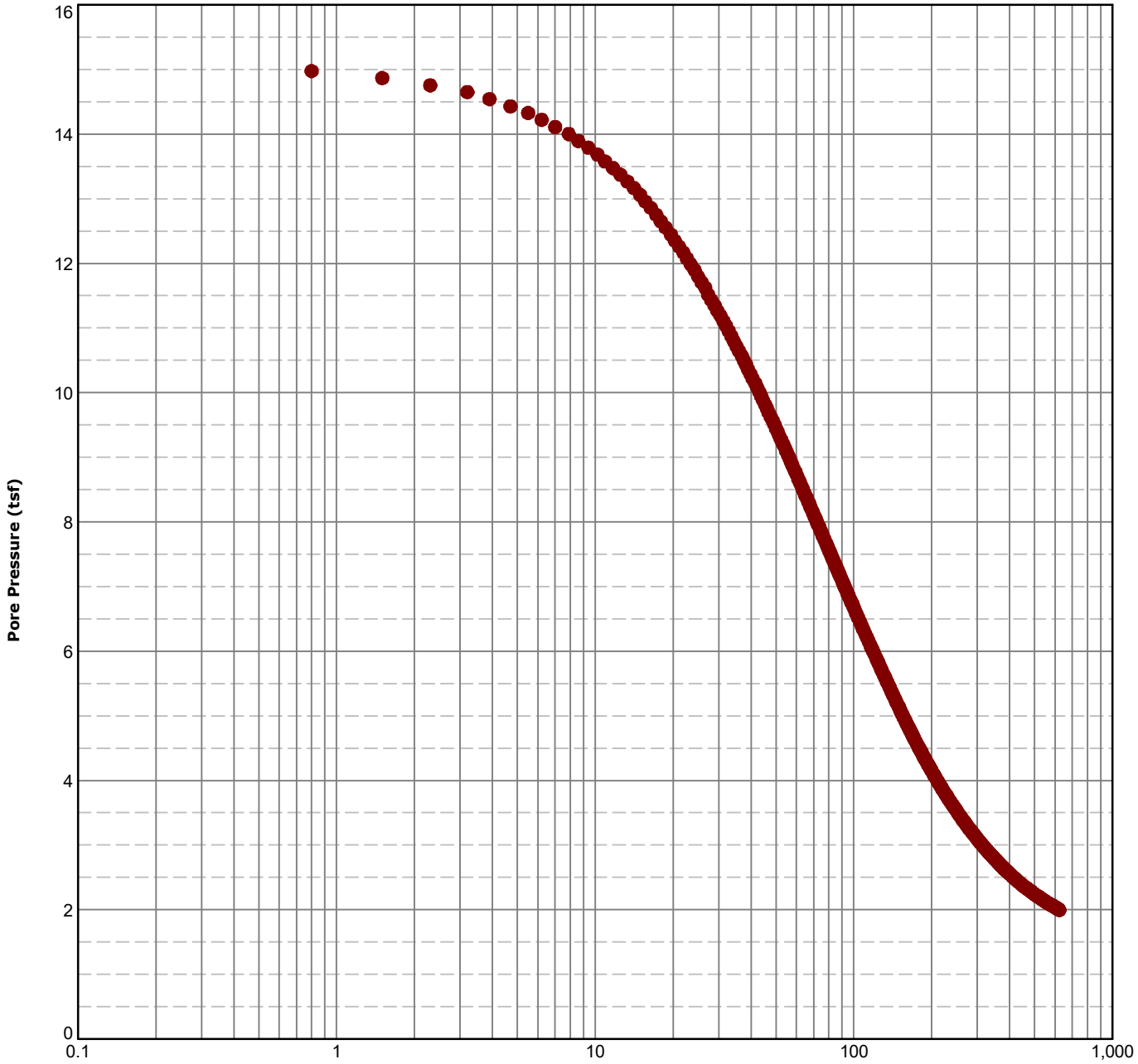

TEST: CP-P292-S2-CPT-01

TEST DEPTH: 41.624 ft

TEST DURATION: 623.4 sec

FY26 USMC Barracks 2030 - P292
MCAS Cherry Point | Havelock, NC
Terracon Project No. K625P194

CPT Sounding ID CP-P292-S2-CPT-02

Terracon
2108 Capital Dr, Ste 103
Wilmington, NC

Latitude: 34.9077° Longitude: -76.9004°
North: 428008.733 East: 2629407.045

Elevation: 25 (ft) +/-
Elevation Reference: Approximate elevations were interpolated from the provided topographic site plan (NAVD 88)

CPT Started: 12/18/2025
CPT Completed: 12/18/2025

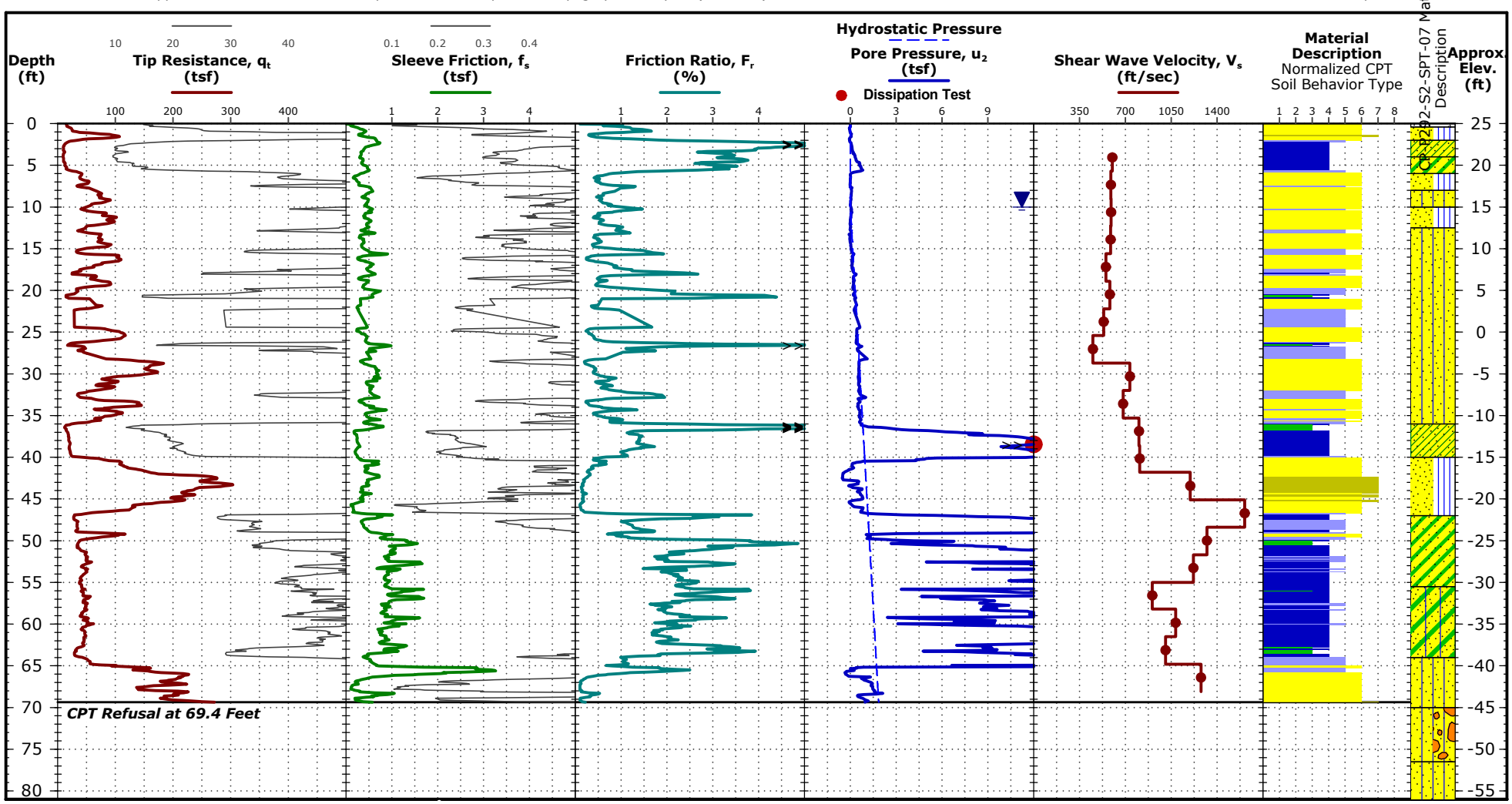

See Exploration and Testing Procedures for a description of field and laboratory procedures used and additional data, if any.

See Supporting Information for explanation of symbols and abbreviations.

Notes

Test Location: See Exploration Plan

See CP-P292-S2-SPT-07 for the adjacent test's full details.

Surface Materials: 5 inches Surficial, Organic-Laden Soil

Cave-In Depth: 10 feet, ESHWT: 7 feet

CPT Equipment

CPT Rig: Geoprobe 3126GT

Operator: T. Whitehead

Dead weight of rig used as reaction force

CPT sensor calibration reports available upon request

Probe No. 8126 with net area ratio of .852

Manufactured by Geotech A.B.- Calibrated 7/8/2025

Tip and sleeve areas of 15 cm^2 and 225 cm^2

Water Level Observation

10 ft measured water depth

(used in normalizations and correlations)

Normalized Soil Behavior Type
(Robertson 1990)

1 Sensitive, fine grained
2 Organic soils - clay
3 Clay - silty clay to clay
4 Silt mixtures - clayey silt to silty clay
5 Sand mixtures - silty sand to sandy silt
6 Sands - clean sand to silty sand
7 Gravelly sand to dense sand
8 Very stiff sand to clayey sand
9 Very stiff fine grained

Terracon
2108 Capital Dr, Ste 103
Wilmington, NC

Pore Pressure Dissipation Test Results

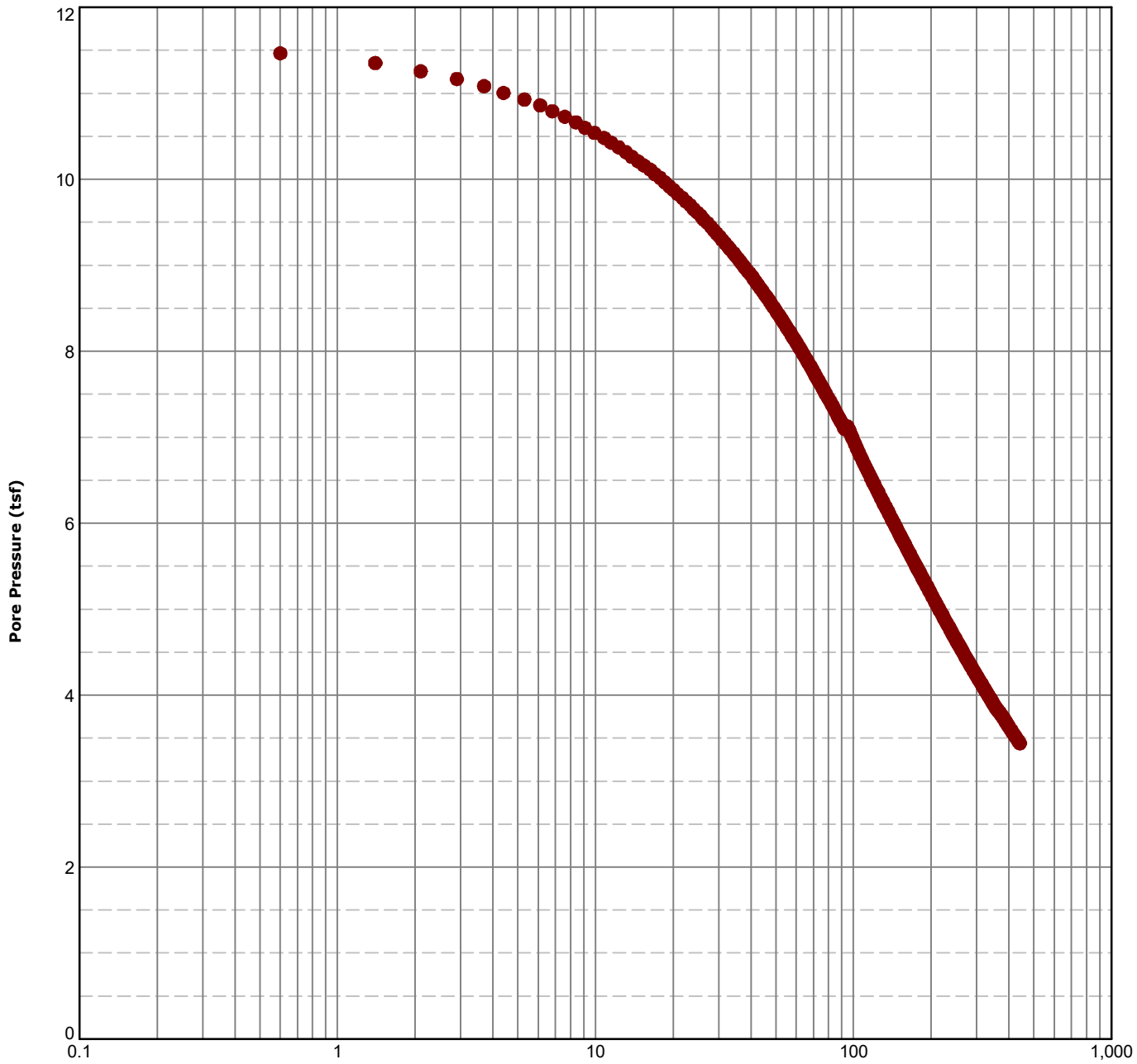

TEST: CP-P292-S2-CPT-02

TEST DEPTH: 38.451 ft

TEST DURATION: 441.2 sec

FY26 USMC Barracks 2030 - P292
MCAS Cherry Point | Havelock, NC
Terracon Project No. K625P194

CPT Sounding ID CP-P292-S2-CPT-03

Terracon
2108 Capital Dr, Ste 103
Wilmington, NC

Latitude: 34.9085° Longitude: -76.9013°
North: 428263.503 East: 2629157.308

Elevation: 24 (ft) +/-
Elevation Reference: Approximate elevations were interpolated from the provided topographic site plan (NAVD 88)

CPT Started: 12/18/2025
CPT Completed: 12/18/2025

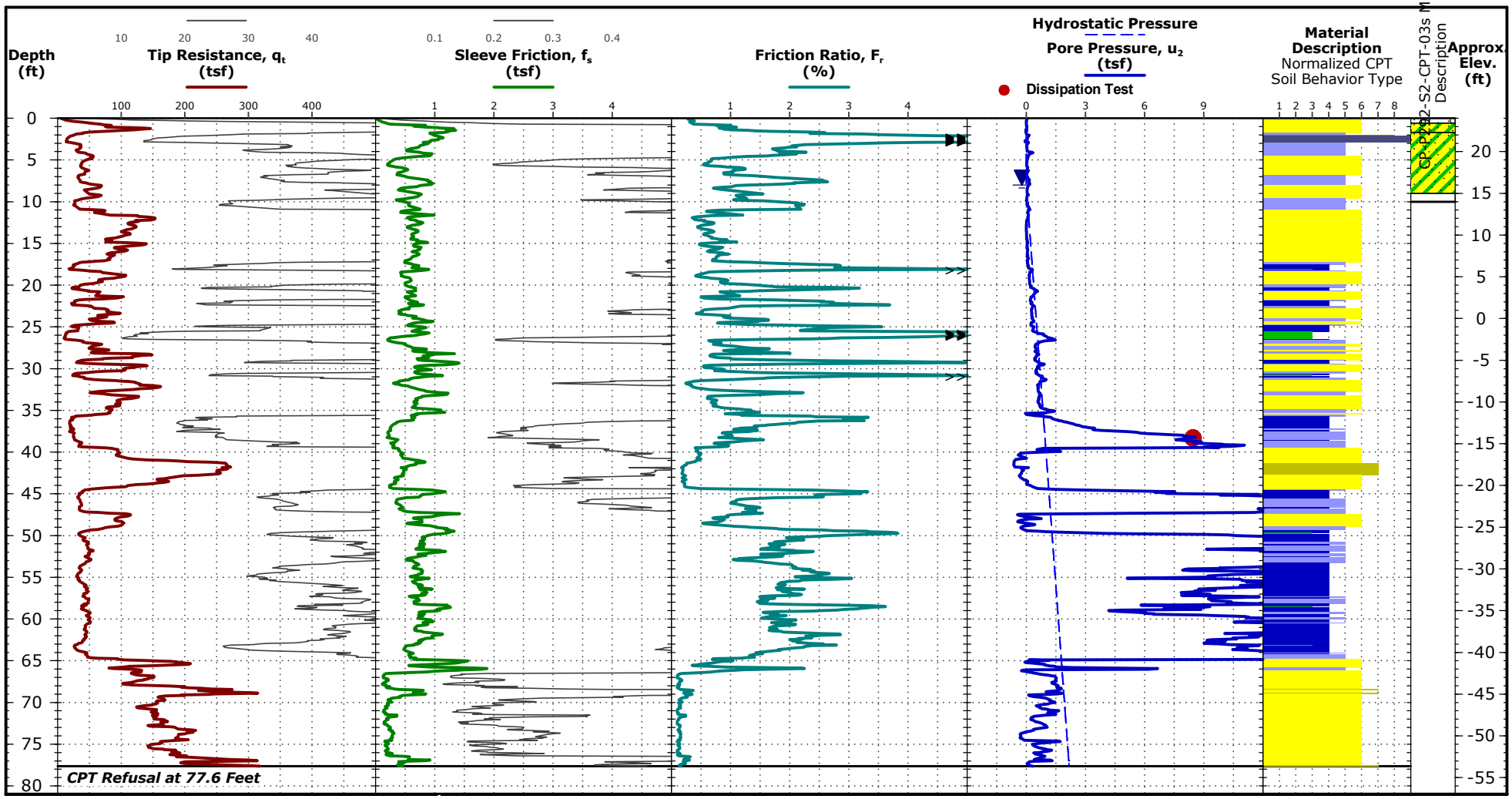

See Exploration and Testing Procedures for a description of field and laboratory procedures used and additional data, if any.

See Supporting Information for explanation of symbols and abbreviations.

Notes

Test Location: See Exploration Plan

See CP-P292-S2-CPT-03s for the adjacent test's full details.

Surface Materials: 7 inches Surficial, Organic-Laden Soil

Cave-In Depth: 6 feet (dry), ESHWT: 5 feet

CPT Equipment

CPT Rig: Geoprobe 3126GT

Operator: T. Whitehead

Dead weight of rig used as reaction force

CPT sensor calibration reports available upon request

Probe No. 8126 with net area ratio of .852

Manufactured by Geotech A.B.- Calibrated 7/8/2025

Tip and sleeve areas of 15 cm^2 and 225 cm^2

Water Level Observation

8 ft estimated water depth

(used in normalizations and correlations)

Normalized Soil Behavior Type
(Robertson 1990)

1 Sensitive, fine grained
2 Organic soils - clay
3 Clay - silty clay to clay
4 Silt mixtures - clayey silt to silty clay
5 Sand mixtures - silty sand to sandy silt
6 Sands - clean sand to silty sand
7 Gravelly sand to dense sand
8 Very stiff sand to clayey sand
9 Very stiff fine grained

Terracon
2108 Capital Dr, Ste 103
Wilmington, NC

Pore Pressure Dissipation Test Results

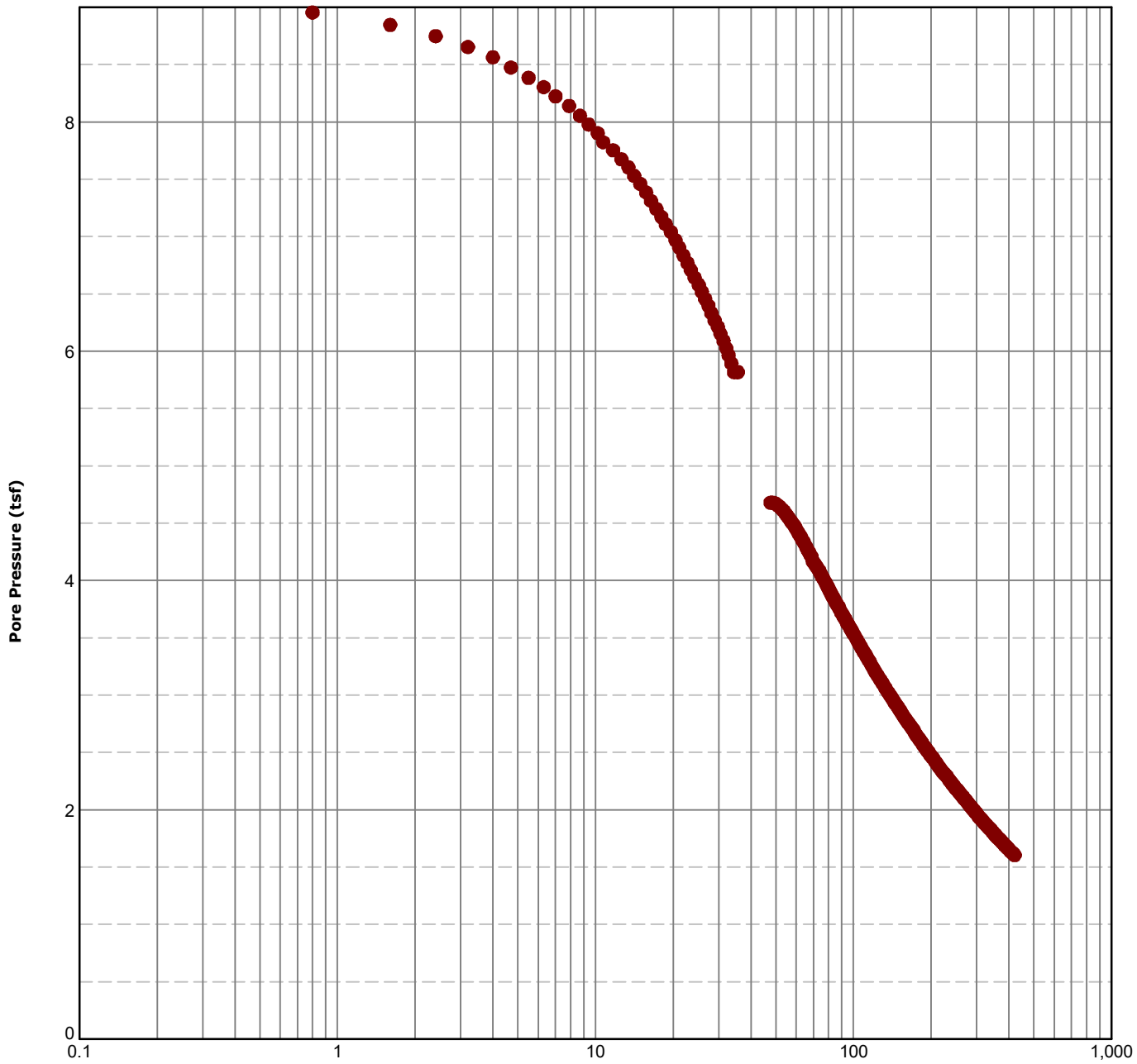

TEST: CP-P292-S2-CPT-03

TEST DEPTH: 38.31 ft

TEST DURATION: 421.2 sec

Terracon
2108 Capital Dr, Ste 103
Wilmington, NC

Boring Log No. CP-P292-S2-CPT-03s

Location: See Exploration Plan

Latitude: 34.9085° Longitude: -76.9013°
Northing: 428263.503 Easting: 2629157.308

Depth (Ft.) | Approximate Elevation: 24 (Ft.)

Model Layer	Graphic Log	Description	Depth (Ft.)	Water Level Observations	Sample Type	PID Reading (ppm)	Water Content (%)	Atterberg Limits LL-PL-PI	Percent Fines
		SURFICIAL, ORGANIC-LADEN SOIL, 7 inches (0.6 – 23.4)							
2		**POSSIBLE UNCONTROLLED FILL MATERIAL - CLAYEY SAND**, trace gravel, fine, brown and gray, moist (1.7 – 22.3)							
3		**CLAYEY SAND (SC)**, fine to medium, tan, brown, and gray, moist to wet				0	17.5	39-13-26	48.0
		-Color change to gray and orange	5						
		-Color change to orange					18.8		23.2
		-Sand lenes noted from 6.5' to 9'				0			
		-Color change to tan and gray (9.0 – 15)		▽					
		NO RECOVERY (10.0 – 14)	10						
		Boring Terminated at 10 Feet							

See Exploration and Testing Procedures for a description of field and laboratory procedures used and additional data (If any).

See Supporting Information for explanation of symbols and abbreviations.

Elevation Reference: Approximate elevations were interpolated from the provided topographic site plan (NAVD 88)

Water Level Observations
▽ While drilling

Drill Rig
Geoprobe 3126GT

Hammer Type
N/A

Driller
T. Whitehead

Notes
CBR Grab Sample was collected from 1 foot to 3 feet
Composite sample collected from 1 foot to 6 feet for corrosivity testing
Estimated Seasonal High Water Table (ESHWT) Depth = 5 feet

Advancement Method
Direct Push

Abandonment Method
Test hole was backfilled with cement-bentonite grout upon completion

Logged by
G. Inman

Boring Started
12-18-2025

Boring Completed
12-18-2025

FY26 USMC Barracks 2030 - P292
MCAS Cherry Point | Havelock, NC
Terracon Project No. K625P194

CPT Sounding ID CP-P292-S2-CPT-04

Terracon
2108 Capital Dr, Ste 103
Wilmington, NC

Latitude: 34.9081° Longitude: -76.9019°
North: 428140.409 East: 2628983.093

Elevation: 22 (ft) +/-
Elevation Reference: Approximate elevations were interpolated from the provided topographic site plan (NAVD 88)

CPT Started: 12/18/2025
CPT Completed: 12/18/2025

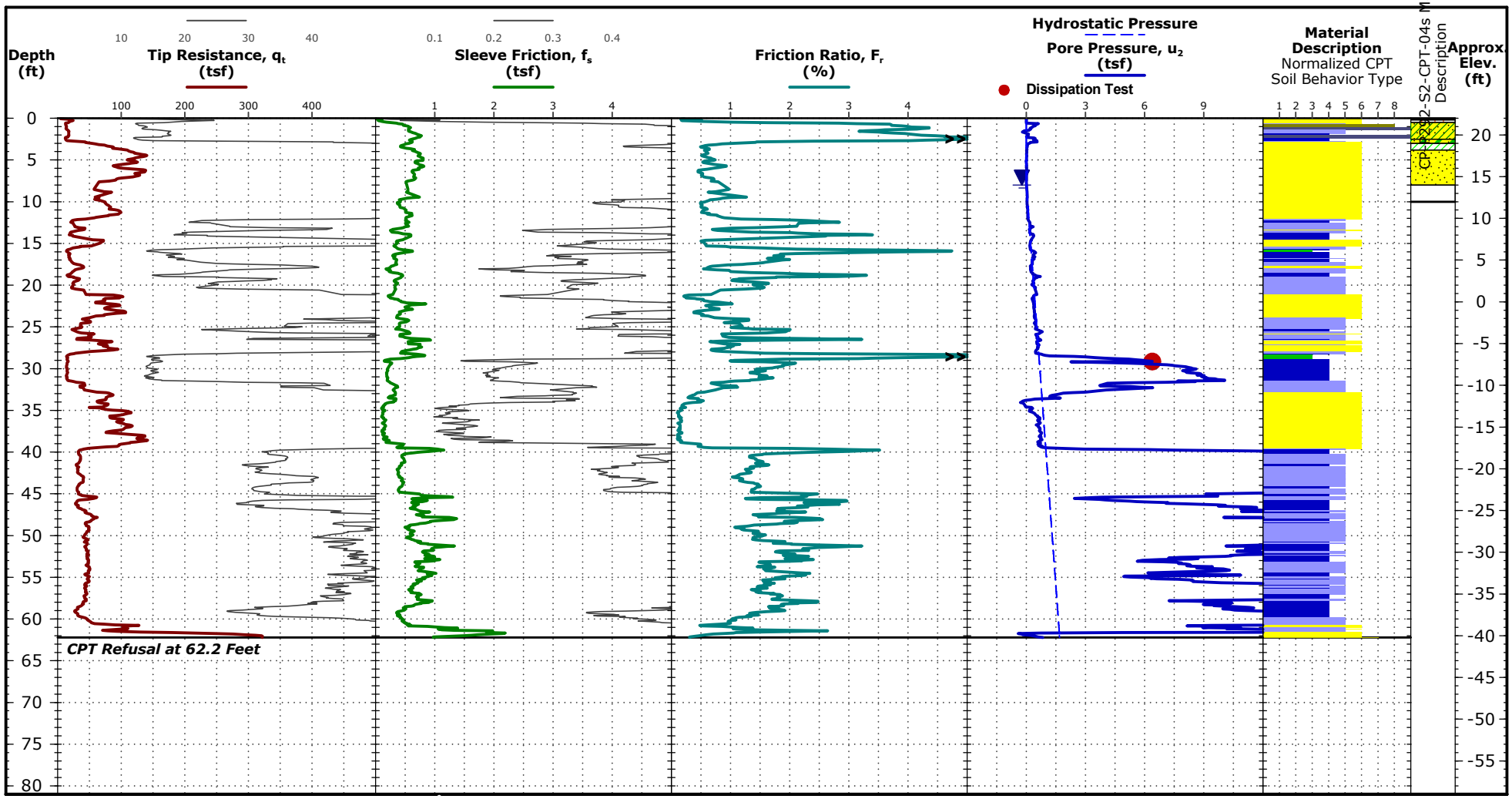

See Exploration and Testing Procedures for a description of field and laboratory procedures used and additional data, if any.

See Supporting Information for explanation of symbols and abbreviations.

Notes

Test Location: See Exploration Plan

See CP-P292-S2-CPT-04s for the adjacent test's full details.

Surface Materials: 2 inches Asphalt / 4 inches ABC

Cave-In Depth: 8 feet, ESHWT: 3 feet

CPT Equipment

CPT Rig: Geoprobe 3126GT

Operator: T. Whitehead

Dead weight of rig used as reaction force

CPT sensor calibration reports available upon request

Probe No. 8126 with net area ratio of .852

Manufactured by Geotech A.B.- Calibrated 7/8/2025

Tip and sleeve areas of 15 cm^2 and 225 cm^2

Water Level Observation

8 ft measured water depth

(used in normalizations and correlations)

Normalized Soil Behavior Type
(Robertson 1990)

1 Sensitive, fine grained
2 Organic soils - clay
3 Clay - silty clay to clay
4 Silt mixtures - clayey silt to silty clay
5 Sand mixtures - silty sand to sandy silt
6 Sands - clean sand to silty sand
7 Gravelly sand to dense sand
8 Very stiff sand to clayey sand
9 Very stiff fine grained

Terracon
2108 Capital Dr, Ste 103
Wilmington, NC

Pore Pressure Dissipation Test Results

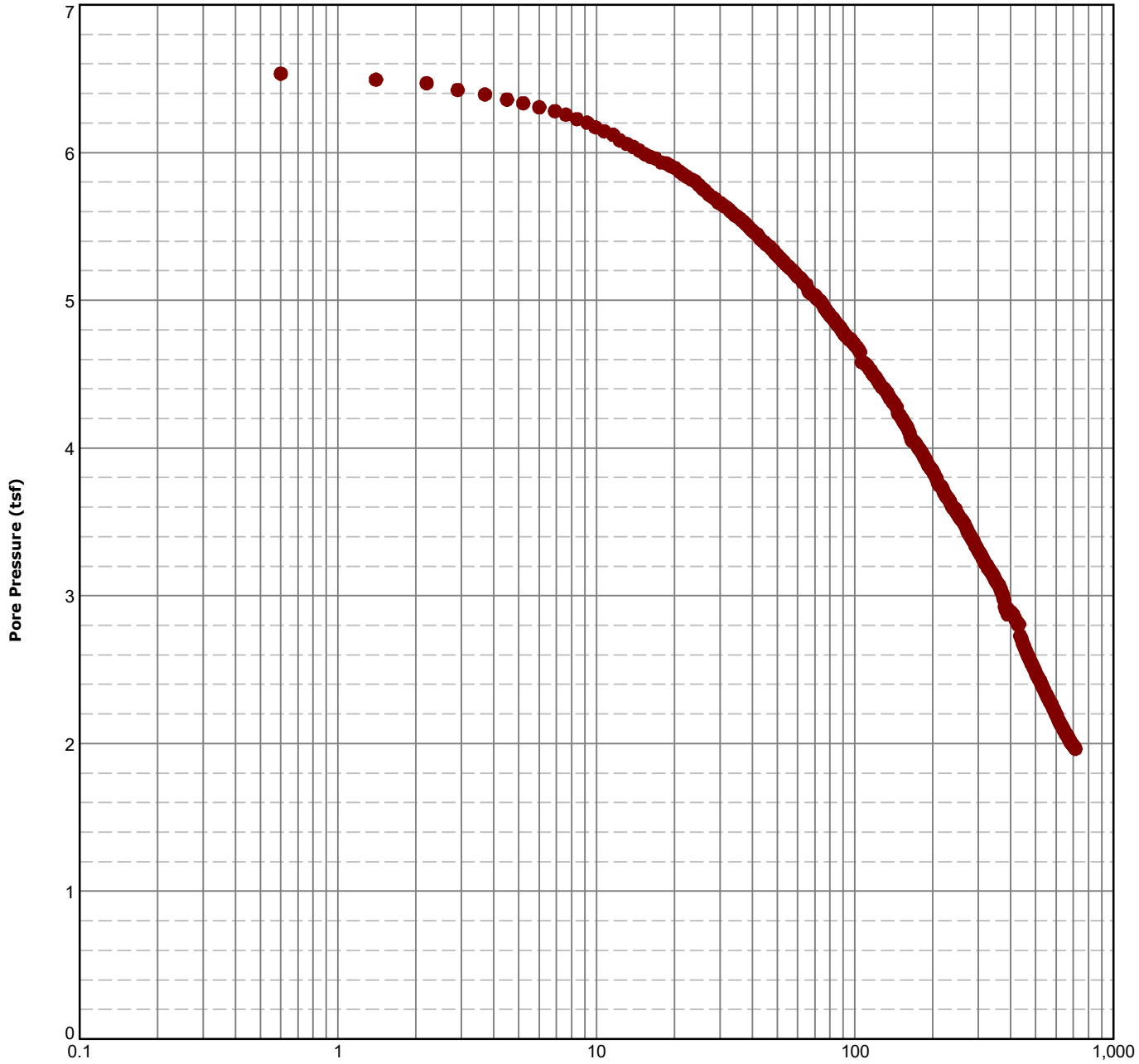

TEST: CP-P292-S2-CPT-04

TEST DEPTH: 29.15 ft

TEST DURATION: 712.3 sec

Terracon
2108 Capital Dr, Ste 103
Wilmington, NC

Boring Log No. CP-P292-S2-CPT-04s

Location: See Exploration Plan

Latitude: 34.9081° Longitude: -76.9019°
Northing: 428140.409 Easting: 2628983.093

Approximate Elevation: 22 (Ft.)

Model Layer	Depth (Ft.)	Description	Elevation	Water Content (%)	Atterberg Limits LL-PL-PI	Percent Fines	PID Reading (ppm)
	0.2	**ASPHALT**, 2 inches	21.8				
	0.5	**AGGREGATE BASE COURSE**, 4 inches	21.5				
3		**SANDY LEAN CLAY (CL)**, gray and brown, moist		25.1	46-12-34	53.8	0
	2.5	**CLAYEY SAND (SC)**, fine, gray and brown, moist	19.5				
	3.0	**LEAN CLAY (CL)**, gray, moist	19				
	3.8	**POORLY GRADED SAND (SP)**, fine to medium, light tan and gray, moist	18.2				
4		-Clay lenses noted at 6.7' and 7.5'					0
	8.0	**NO RECOVERY**	14				
	10.0	***Boring Terminated at 10 Feet***	12				

Depth (Ft.): 5, 10

Water Level Observations: While drilling

See Exploration and Testing Procedures for a description of field and laboratory procedures used and additional data (If any).

See Supporting Information for explanation of symbols and abbreviations.

Elevation Reference: Approximate elevations were interpolated from the provided topographic site plan (NAVD 88)

Water Level Observations
While drilling

Drill Rig
Geoprobe 3126GT

Hammer Type
N/A

Driller
T. Whitehead

Notes
CBR Grab Sample was collected from 1 foot to 3 feet
Estimated Seasonal High Water Table (ESHWT) Depth = 3 feet

Advancement Method
Direct Push

Abandonment Method
Test hole was backfilled with cement-bentonite grout upon completion

Logged by
G. Inman

Boring Started
12-18-2025

Boring Completed
12-18-2025

FY26 USMC Barracks 2030 - P292
MCAS Cherry Point | Havelock, NC
Terracon Project No. K625P194

CPT Sounding ID CP-P292-S2-CPT-05

Terracon
2108 Capital Dr, Ste 103
Wilmington, NC

Latitude: 34.9078° Longitude: -76.9022°
North: 428021.62 East: 2628886.973

Elevation: 22 (ft) +/-
Elevation Reference: Approximate elevations were interpolated from the provided topographic site plan (NAVD 88)

CPT Started: 12/17/2025
CPT Completed: 12/17/2025

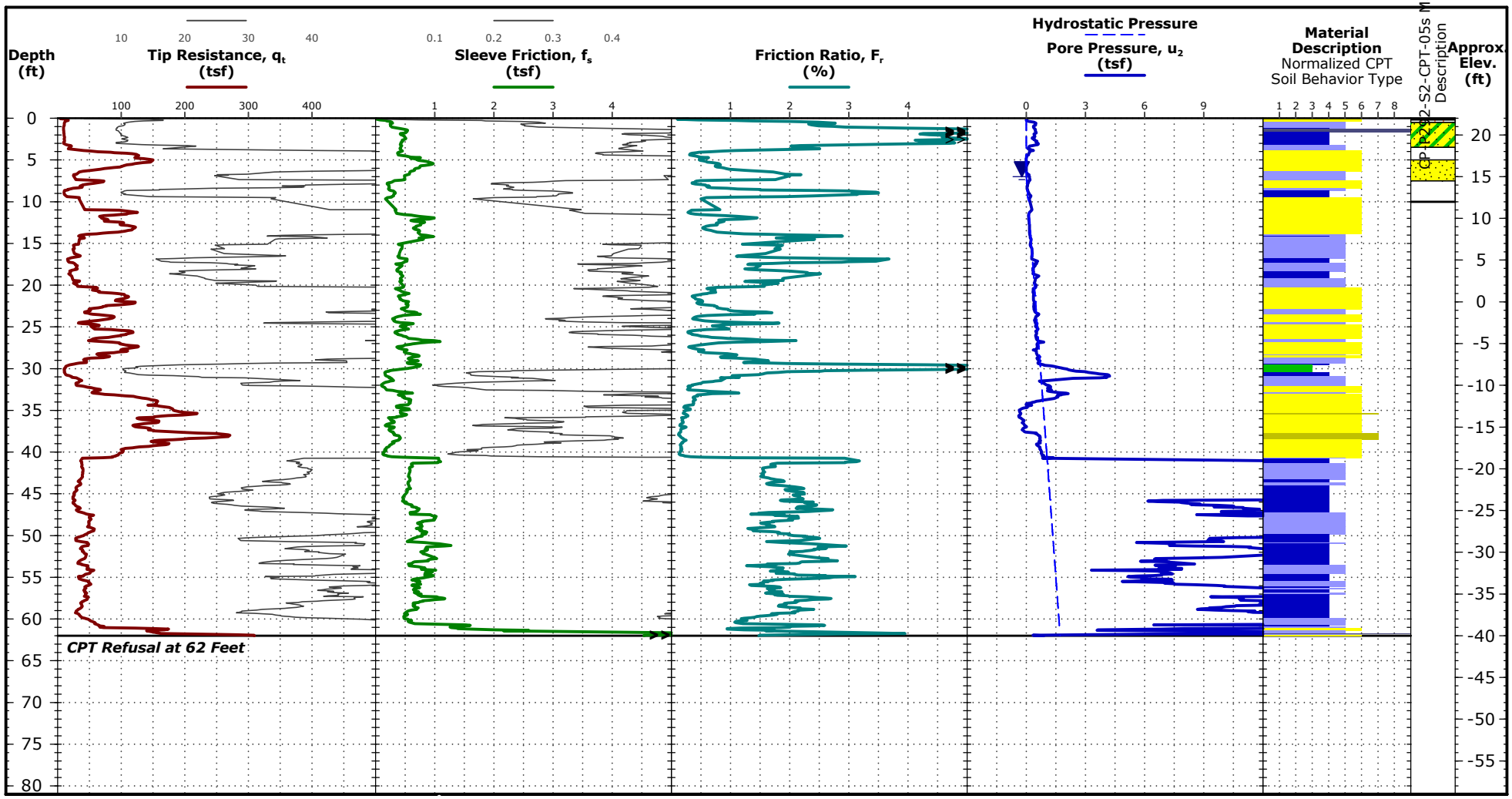

See Exploration and Testing Procedures for a description of field and laboratory procedures used and additional data, if any.

See Supporting Information for explanation of symbols and abbreviations.

Notes

Test Location: See Exploration Plan

See CP-P292-S2-CPT-05s for the adjacent test's full details.

Surface Materials: 2 inches Asphalt / 4 inches ABC

Cave-In Depth: 7 feet, ESHWT: 5 feet

CPT Equipment

CPT Rig: Geoprobe 3126GT

Operator: T. Whitehead

Dead weight of rig used as reaction force

CPT sensor calibration reports available upon request

Probe No. 8126 with net area ratio of .852

Manufactured by Geotech A.B.- Calibrated 7/8/2025

Tip and sleeve areas of 15 cm^2 and 225 cm^2

Water Level Observation

7 ft measured water depth

(used in normalizations and correlations)

Normalized Soil Behavior Type
(Robertson 1990)

1 Sensitive, fine grained
2 Organic soils - clay
3 Clay - silty clay to clay
4 Silt mixtures - clayey silt to silty clay
5 Sand mixtures - silty sand to sandy silt
6 Sands - clean sand to silty sand
7 Gravelly sand to dense sand
8 Very stiff sand to clayey sand
9 Very stiff fine grained

Terracon
2108 Capital Dr, Ste 103
Wilmington, NC

Boring Log No. CP-P292-S2-CPT-05s

Location: See Exploration Plan

Latitude: 34.9078° Longitude: -76.9022°
Northing: 428021.62 Easting: 2628886.973

Approximate Elevation: 22 (Ft.)

Model Layer	Graphic Log	Depth (Ft.)	Description	Elevation (Ft.)	Depth (Ft.)	Water Level Observations	Sample Type	PID Reading (ppm)	Water Content (%)	Atterberg Limits LL-PL-PI	Percent Fines
		0.2	**ASPHALT**, 2 inches	21.8							
		0.5	**AGGREGATE BASE COURSE**, 4 inches	21.5							
3			**CLAYEY SAND (SC)**, with sand lenses, fine, brown and gray, moist					0	22.7	41-13-28	47.4
		3.5		18.5							
4			**NO RECOVERY**								
		5.0		17	5						
			POORLY GRADED SAND (SP), fine, light tan and brown, moist to wet								
			-Color change to gray			▽					
		7.5		14.5				0			
			NO RECOVERY								
		10.0		12	10						
			Boring Terminated at 10 Feet								

See Exploration and Testing Procedures for a description of field and laboratory procedures used and additional data (If any).

See Supporting Information for explanation of symbols and abbreviations.

Elevation Reference: Approximate elevations were interpolated from the provided topographic site plan (NAVD 88)

Water Level Observations
▽ While drilling

Drill Rig
Geoprobe 3126GT

Hammer Type
N/A

Driller
T. Whitehead

Notes
Estimated Seasonal High Water Table (ESHWT) Depth = 5 feet

Advancement Method
Direct Push

Abandonment Method
Test hole was backfilled with cement-bentonite grout upon completion

Logged by
G. Inman

Boring Started
12-17-2025

Boring Completed
12-17-2025

FY26 USMC Barracks 2030 - P292
MCAS Cherry Point | Havelock, NC
Terracon Project No. K625P194

CPT Sounding ID CP-P292-S2-CPT-06

Terracon
2108 Capital Dr, Ste 103
Wilmington, NC

Latitude: 34.9082° Longitude: -76.9031°
North: 428174.288 East: 2628618.965

Elevation: 23 (ft) +/-
Elevation Reference: Approximate elevations were interpolated from the provided topographic site plan (NAVD 88)

CPT Started: 12/18/2025
CPT Completed: 12/18/2025

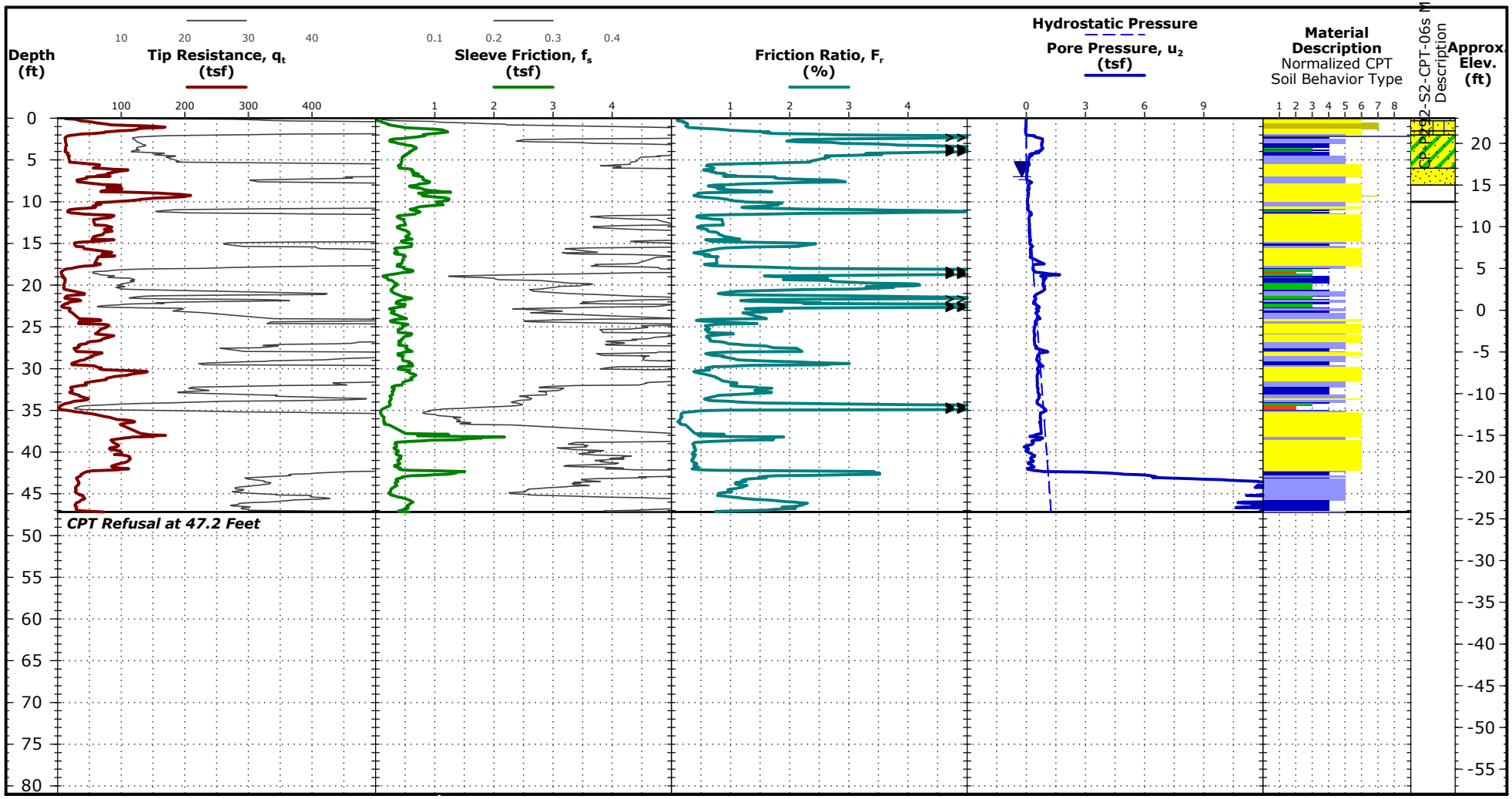

See Exploration and Testing Procedures for a description of field and laboratory procedures used and additional data, if any.

See Supporting Information for explanation of symbols and abbreviations.

Notes

Test Location: See Exploration Plan

See CP-P292-S2-CPT-06s for the adjacent test's full details.

Surface Materials: 4 inches Surficial, Organic-Laden Soil

Cave-In Depth: 7 feet, ESHWT: 5 feet

CPT Equipment

CPT Rig: Geoprobe 3126GT

Operator: T. Whitehead

Dead weight of rig used as reaction force

CPT sensor calibration reports available upon request

Probe No. 8126 with net area ratio of .852

Manufactured by Geotech A.B.- Calibrated 7/8/2025

Tip and sleeve areas of 15 cm^2 and 225 cm^2

Water Level Observation

7 ft measured water depth

(used in normalizations and correlations)

Normalized Soil Behavior Type
(Robertson 1990)

1 Sensitive, fine grained
2 Organic soils - clay
3 Clay - silty clay to clay
4 Silt mixtures - clayey silt to silty clay
5 Sand mixtures - silty sand to sandy silt
6 Sands - clean sand to silty sand
7 Gravelly sand to dense sand
8 Very stiff sand to clayey sand
9 Very stiff fine grained

Terracon
2108 Capital Dr, Ste 103
Wilmington, NC

Boring Log No. CP-P292-S2-CPT-06s

Location: See Exploration Plan

Latitude: 34.9082° Longitude: -76.9031°
Northing: 428174.288 Easting: 2628618.965

Approximate Elevation: 23 (Ft.)

Model Layer	Depth (Ft.)	Description	Elevation	Water Level Observations	Sample Type	PID Reading (ppm)	Water Content (%)	Atterberg Limits LL-PL-PI	Percent Fines
	0.3	**SURFICIAL, ORGANIC-LADEN SOIL**, 4 inches	22.7						
2	1.5	**POSSIBLE UNCONTROLLED FILL MATERIAL - SILTY SAND**, with clay nodules, trace gravel, fine to medium, brown, gray, and tan, moist	21.5				11.7		15.5
3	2.0	**SILTY SAND (SM)**, fine, black, moist	21						
3	6.0	**CLAYEY SAND (SC)**, with sand lenses, fine, gray and brown, moist -Color change to greenish gray	17			0	20.7	40-14-26	47.6
4	8.0	**POORLY GRADED SAND (SP)**, with clay lenses, light tan and gray, moist to wet	15			0			
4	10.0	**NO RECOVERY**	13						
		Boring Terminated at 10 Feet							

Depth (Ft.): 5, 10

See Exploration and Testing Procedures for a description of field and laboratory procedures used and additional data (If any).

See Supporting Information for explanation of symbols and abbreviations.

Elevation Reference: Approximate elevations were interpolated from the provided topographic site plan (NAVD 88)

Water Level Observations
While drilling

Drill Rig
Geoprobe 3126GT

Hammer Type
N/A

Driller
T. Whitehead

Notes
Estimated Seasonal High Water Table (ESHWT) Depth = 5 feet

Advancement Method
Direct Push

Abandonment Method
Test hole was backfilled with cement-bentonite grout upon completion

Logged by
G. Inman

Boring Started
12-18-2025

Boring Completed
12-18-2025

Stormwater Soil Evaluations Report

TERRAIN ENVIRONMENTAL CONSULTING

January 9, 2026

Terracon Consultants, Inc.
2108 Capital Drive, Suite 103
Wilmington, NC 28405

Attention: Mr. Mike Delaney, P.E.

Subject: Stormwater Soil Evaluations
Project No. 25-054-SS
MCAS Cherry Point
Havelock, NC

Dear Mr. Delaney:

Terrain Environmental Consulting, PLLC (TEC) appreciates the opportunity to provide you with this report for stormwater soil evaluation services associated with design of stormwater control measures (SCMs) at the above referenced project site. The results of the testing are presented below.

PROJECT BACKGROUND

TEC was contracted by Terracon to perform soil evaluation services, specifically seasonal high water table (SHWT) evaluations and hydraulic conductivity (Ksat) testing, to assist with the design of SCMs at the project site. A .kmz file showing three test locations (CP-P292-S1-SPT-04, -07 and -S2-SPT-04) was provided and the locations were also marked on the site prior to our mobilization.

Review of the Web Soil Survey showed the areas at the test locations as mapped with the Lynchburg-Urban land complex and the Norfolk-Urban land complex. The Norfolk series is generall described as well drained soil formed in marine and fluviomarine deposits on uplands and marine terraces with an expected SHWT between 40 to 72 inches below the surface. The Lynchburg series is generally described as somewhat poorly drained soil formed in marine and fluviomarine sediments on marine terraces and flats with an expected SHWT between 6 to 18 inches below the surface. No additional information pertaining to drainage classification, parent material and/or geomorphology is available for the Urban soils due to its disturbed/developed nature from anthropogenic activity.

The project site is located on an active US military base. Areas around the test locations consisted of cleared/maintained areas that have been developed for various base purposes.

RESULTS

Seasonal High Water Table Evaluation

The SHWT evaluations were performed on December 15, 2025 and January 8, 2026 by advancing hand auger borings at each of the three test locations (CP-P292-S1-SPT-04, -07 and -S2-SPT-04) , as shown on the attached Stormwater Soil Evaluations sketch (**Figure 1**). The hand auger borings were advanced to depths ranging from approximately 41 to 58 inches below the existing ground surface. Soils were evaluated by a Licensed Soil Scientist for evidence of SHWT influence. This evaluation involved looking at the actual moisture content in the soil and observing the matrix and mottle colors. Depending on the soil texture, the soil color will indicate processes that are driven by SHWT fluctuations such as iron reduction and oxidation and organic matter staining.

Apparent fill material was encounterd at each location as evidenced by the presence of clayey chunk/pieces and rocks. Fill thicknesses varied from 10 to 30 inches. Fill textured varied from loamy sand to sandy loam. Native soils beneath the fill typically included coarser soils underlain by finer textured clayey soils. The SHWT was estimated to range between approximately 28 to 35 inches below the surface. The Observed Water Table (OWT) was not encountered in any of our hand auger borings. It should be noted that Onslow County is under Abnormall Dry to Moderate Drought conditions as of January 6, 2026 per the NC Drought Management Advisory Council.

A Soil Profile Description sheet, which provides a description of the observed soil horizons and the estimated SHWT depths, has also been included with this report.

Ksat Testing

TEC personnel performed in-situ saturated hydraulic conductivity (Ksat) testing at the test locations after the SHWT evaluations were complete. Specifically, the constant-head well permeameter technique (also known as shallow well pump-in technique and bore hole permeameter method) was used. This procedure is described in Methods of Soil Analysis, Part 1., Chapter 29 – Hydraulic Conductivity of Saturated Soils: Field Methods, 29 – 3.2 Shallow Well Pump In Method, pp. 758-763 and in the Soil Science Society of America Journal, Vol. 53, no. 5, Sept. – Oct. 1989, “A Constant-head Permeameter for Measuring Saturated Hydraulic Conductivity of the Vadose Zone” and “Comparison of the Glover Solution with the Simultaneous – Equations Approach for Measuring Hydraulic Conductivity.” This method involves allowing a measured volume of water to percolate through the soil until a steady rate of flow is achieved. The steady state rate is used to calculate the Ksat of the soil horizon using the Glover equation.

The Ksat testing was performed within the most-hydraulically limiting horizon within two feet above the SHWT to satisfy NC Division of Environmental Quality (NCDEQ) soil testing requirements for infiltration systems.

See Table 1 below for a summary of the soil evaluation results.

TABLE 1				
TEST LOCATION	**SHWT (inches below ground surface)**	**OWT (inches below ground surface)**	**Ksat Testing Interval (inches below ground surface)**	**Ksat RATE (inches per hour)**
CP-P292-S1-SPT-04	28 inches	Not Observed	1 to 7 inches	0.07 in/hr
CP-P292-S1-SPT-07	30 inches	Not Observed	5 to 11 inches	0.63 in/hr
CP-P292-S2-SPT-04	35 inches	Not Observed	11 to 17 inches	0.04 in/hr

DISCUSSION

As mentioned above, fill material was encountered at each location. The thicknesses and clay content of these soils varied and should be considered highly variable even within a proposed SCM. If infiltration systems are preferred, excavation of soils down to the SHWT and replacement with sandy textured soils would likely improve infiltration capabilities. Please note that compaction of backfill can result in slower than anticipated infiltration. If such activity is proposed, we recommend coordinating such efforts with a geotechnical engineer to determine proper compaction and in-situ testing once fill material is placed.

A deep ravine/drainage feature was observed approximately 80 to 90 feet north of test location CP-P292-S2-CPT-04. The ordinary high water mark in the stream/channel of the ravine appeared to be approximately 8-10 feet below the top of the ravine which was only marginally higher than the test location. This drainage feature appears to be a stream that has been channelized and deepened over time thus draining the surrounding area. This is evidenced by the faint redoximorphic features observed in the E horizon. The presence of adjacent low and high chroma redoximorphic features typically indicates SHWT conditions. However, due to their faint nature with distinct boundaries, it appears that these are relict features not indicative of current groundwater or SHWT conditions. Groundwater monitoring during normal wet seasons could provide further insight into the drainage effects of the channelized stream

CLOSING

We appreciate the opportunity to provide stormwater soil evaluation services. If you have any questions, please do not hesitate to contact me.

Sincerely,

Paul Masten, LSS, PWS
President/Owner

Attachments
Figure 1 – Stormwater Soil Evaluations
Soil Profile Descriptions

Figure 1 - Stormwater Soil Evaluations
MCAS Cherry Point
Havelock, NC

0 2,000 Feet

N

SOIL PROFILE DESCRIPTIONS
MCAS Cherry Point
Havelock, NC

Location	Horizon	Depth (inches)	Matrix	Mottles	Texture, Structure, Consistence
CP-P292-S1-SPT-04	Fill	0-2	2.5Y 3/1		Very dark gray sandy loam, moderate, medium angular blocky, friable
	Fill	2-5	2.5Y 4/2		Dark grayish brown loam sand, granular, friable, rocks and clay pieces present
	Fill	5-10	2.5Y 5/2	2.5Y 4/1	Grayish brown loamy sand, granular, friable, dark gray clay chunks present
	AEb	10-14	10YR 3/1	10YR 5/1	Very dark gray loamy sand, granular, very friable; gray streaks
	Bh	14-18	7.5YR 2.5/1		Black sandy loam, moderate, medium angular blocky, friable
	2E	18-22	2.5Y 4/3		Olive brown loamy sand, granular, very friable
	2Bt1	22-28	2.5Y 5/3	10YR 5/8	Light olive brown sandy loam, moderate, medium angular blocky, friable; common yellowish brown redox concentrations
	2Bt2	28-41	2.5Y 5/3	10YR 6/1 10YR 5/8	Light olive brown sandy clay, moderate, coarse sub-angular blocky, sticky, plastic, firm; common gray redox depletions and yellowish brown redox concentrations
Seasonal High Water Table = 28 inches below the existing ground surface. Water table not observed.					

SOIL PROFILE DESCRIPTIONS
MCAS Cherry Point
Havelock, NC

Location	Horizon	Depth (inches)	Matrix	Mottles	Texture, Structure, Consistence
CP-P292-S1-SPT-07	Fill	0-3	10YR 3/1		Very dark gray sandy loam, granular, friable
	Fill	3-30	10YR 3/2	2.5Y 4/3 10YR 5/1 10YR 5/4 10YR 5/8	Very dark grayish brown sandy loam, granular, friable; olive brown streaks, and gray and yellowish brown clay pieces
	E/Bt	30-50	10YR 6/6	10YR 4/2 10YR 6/1 10YR 5/8	Brownish yellow fine sand, single grain, loose; gray and yellowish brown clay films, dark grayish brown redox depletions
	Btg	50-58	10YR 5/1	10YR 5/4 10YR 5/8 5YR 5/8	Gray sandy clay, moderate, medium sub-angular blocky, slightly sticky, slightly plastic, firm; common yellowish brown to yellowish red redox concentrations
Seasonal High Water Table = 30 inches below the existing ground surface. Water table not observed.					
CP-P292-S2-SPT-04	Fill	0-23	10YR 3/1	10YR 5/6 10YR 5/8	Very dark gray sandy loam, moderate, medium angular blocky, friable; yellowish brown clay chunks and rocks present
	E	23-35	2.5Y 5/3	2.5Y 5/4 2.5Y 5/2	Light olive brown sandy loam, strong, medium sub-angular blocky, friable; faint light olive brown redox concentrations and grayish brown redox depletions both with distinct boundaries
	Bg	35-55	2.5Y 5/2	2.5Y 7/1 2.5Y 6/1 10YR 5/4 10YR 5/8	Grayish brown clay, moderate, coarse sub-angular blocky, slightly sticky, plastic, firm; common gray to light gray redox depletions and yellowish brown redox concentrations
Seasonal High Water Table = 35 inches below the existing ground surface. Water table not observed.					

Laboratory Results

Contents:

Summary of Laboratory Results
- Grain Size Distribution
- Atterberg Limits

Shelby-Tube Summary – Consolidation and Dissipation Testing
Bulk Sample Proctor and CBR Testing
Corrosivity Testing
Pace Soil and Groundwater Testing Reports
Pace IDW Testing Reports

Terracon
2108 Capital Dr, Ste 103
Wilmington, NC

Summary of Laboratory Results

BORING ID	Depth (Ft.)	Soil Classification (USCS)	Moisture Content (%)	Liquid Limit (LL, %)	Plastic Limit (PL, %)	Plasticity Index (PI, %)	Fines Content (%)	Organic Content (%)
CP-P292-S1-SPT-01	0-2							
CP-P292-S1-SPT-01	2-4	CLAYEY SAND(SC)	19.2	34	13	21	43.1	
CP-P292-S1-SPT-01	4-6							
CP-P292-S1-SPT-01	6-8		21.9					
CP-P292-S1-SPT-01	10-12							
CP-P292-S1-SPT-02	2-4		10.4				6.4	
CP-P292-S1-SPT-02	4-6							
CP-P292-S1-SPT-02	6-8		20.2					
CP-P292-S1-SPT-02	8-10							
CP-P292-S1-SPT-02	10-12		34.1					
CP-P292-S1-SPT-02	13-15							
CP-P292-S1-SPT-02	28-30	CLAYEY SAND(SC)	28.9	28	16	12	37.3	
CP-P292-S1-SPT-02	43-44.9						5.7	
CP-P292-S1-SPT-03	2-4	CLAYEY SAND(SC)	22.6	38	12	26	47.6	
CP-P292-S1-SPT-03	4-6		20.2					
CP-P292-S1-SPT-03	6-8		27.8					
CP-P292-S1-SPT-03	8-10		54.4				50.7	
CP-P292-S1-SPT-03	10-12		51.6					
CP-P292-S1-SPT-03	13-15		43.6					
CP-P292-S1-SPT-03	28-30		29.9				28.0	
CP-P292-S1-SPT-03	58-60		28.9				19.6	
CP-P292-S1-SPT-04	0-2		16.1					
CP-P292-S1-SPT-04	2-4		16.5				37.1	
CP-P292-S1-SPT-04	4-6		17.5					
CP-P292-S1-SPT-04	6-8		33.4					
CP-P292-S1-SPT-04	8-10	SILTY SAND(SM)	26.0	NP	NP	NP	16.8	
CP-P292-S1-SPT-04	10-12		29.5					
CP-P292-S1-SPT-05	1-3	SILTY SAND(SM)	13.2	NP	NP	NP	21.1	
CP-P292-S1-SPT-05	4-6		25.3					
CP-P292-S1-SPT-05	6-8		40.0					
CP-P292-S1-SPT-05	8-10		22.8				9.3	
CP-P292-S1-SPT-06	2-4		16.9				25.6	
CP-P292-S1-SPT-06	4-6		29.1					
CP-P292-S1-SPT-06	6-8		33.6					
CP-P292-S1-SPT-06	8-10		27.9					
CP-P292-S1-SPT-06	10-12		42.9					
CP-P292-S1-SPT-06	13-15		53.2					
CP-P292-S1-SPT-06	15-17	SANDY SILT(ML)	53.0	NP	NP	NP	54.0	
CP-P292-S1-SPT-07	1-3	CLAYEY SAND(SC)	13.7	25	12	13	28.4	
CP-P292-S1-SPT-07	4-6		24.7					
CP-P292-S1-SPT-07	6-8		25.0					
CP-P292-S1-SPT-07	8-10		21.6				10.0	

Terracon
2108 Capital Dr, Ste 103
Wilmington, NC

Summary of Laboratory Results

BORING ID	Depth (Ft.)	Soil Classification (USCS)	Moisture Content (%)	Liquid Limit (LL, %)	Plastic Limit (PL, %)	Plasticity Index (PI, %)	Fines Content (%)	Organic Content (%)
CP-P292-S1-SPT-07	10-12		27.8					
CP-P292-S1-SPT-08	2-4		15.8				23.7	
CP-P292-S1-SPT-08	4-6		21.5					
CP-P292-S1-SPT-08	6-8		25.5					
CP-P292-S1-SPT-08	8-10		23.5					
CP-P292-S1-SPT-08	10-12		29.2				10.5	
CP-P292-S1-CPT-01s	2-3	SANDY FAT CLAY(CH)	27.1	56	17	39	69.5	
CP-P292-S1-CPT-01s	4-4.5		24.1					
CP-P292-S1-CPT-04s	4-4.5		24.1				25.7	5.1
CP-P292-S1-CPT-05s	1-2	CLAYEY SAND(SC)	21.3	39	15	24	44.8	
CP-P292-S2-SPT-01	0-2		13.3					
CP-P292-S2-SPT-01	2-4		12.8					
CP-P292-S2-SPT-01	4-6	CLAYEY SAND(SC)	23.7	32	14	18	38.1	
CP-P292-S2-SPT-01	6-8		18.7					
CP-P292-S2-SPT-01	8-10		36.7					
CP-P292-S2-SPT-01	10-12		25.0					
CP-P292-S2-SPT-01	48-50	CLAYEY SAND(SC)	30.8	32	17	15	23.5	
CP-P292-S2-SPT-01	68-70		17.1				14.8	
CP-P292-S2-SPT-02	0.6-2		17.3				49.4	
CP-P292-S2-SPT-02	2-4		21.8					
CP-P292-S2-SPT-02	4-6		41.4					
CP-P292-S2-SPT-03	1-3	SILTY SAND(SM)	8.0	NP	NP	NP	12.2	
CP-P292-S2-SPT-03	4-6		11.2					
CP-P292-S2-SPT-03	6-8		18.2					
CP-P292-S2-SPT-03	8-10		20.4					
CP-P292-S2-SPT-03	10-12		19.3					
CP-P292-S2-SPT-03	13-15		46.1					
CP-P292-S2-SPT-03	20-22	CLAYEY SAND(SC)	28.4	25	14	11	20.6	
CP-P292-S2-SPT-03	43-45	SANDY FAT CLAY(CH)	50.4	57	15	42	60.8	
CP-P292-S2-SPT-04	2-4		13.9				28.6	
CP-P292-S2-SPT-04	4-6		18.9					
CP-P292-S2-SPT-04	6-8		20.5					
CP-P292-S2-SPT-04	8-10		27.4					
CP-P292-S2-SPT-04	10-12		27.3				6.6	
CP-P292-S2-SPT-05	2-4		11.4					
CP-P292-S2-SPT-05	4-6		20.9				41.0	
CP-P292-S2-SPT-05	6-8		25.0					
CP-P292-S2-SPT-05	8-10		40.4				36.4	
CP-P292-S2-SPT-06	0-2		9.3					
CP-P292-S2-SPT-06	2-4		20.2				51.4	
CP-P292-S2-SPT-06	4-6		21.1					
CP-P292-S2-SPT-06	6-8		27.9					

Terracon
2108 Capital Dr, Ste 103
Wilmington, NC

Summary of Laboratory Results

BORING ID	Depth (Ft.)	Soil Classification (USCS)	Moisture Content (%)	Liquid Limit (LL, %)	Plastic Limit (PL, %)	Plasticity Index (PI, %)	Fines Content (%)	Organic Content (%)
CP-P292-S2-SPT-06	8-10		26.9					
CP-P292-S2-SPT-07	1-3	CLAYEY SAND(SC)	15.5	26	11	15	36.1	
CP-P292-S2-SPT-07	4-6		18.5					
CP-P292-S2-SPT-07	6-8		22.6					
CP-P292-S2-SPT-07	8-10		27.7					
CP-P292-S2-SPT-07	10-12		23.9					
CP-P292-S2-SPT-07	23-25		27.5				19.9	
CP-P292-S2-SPT-07	53-55	CLAYEY SAND(SC)	33.4	37	14	23	29.7	
CP-P292-S2-SPT-07	56-58	SILTY, CLAYEY SAND(SC-SM)	38.2	22	15	7	29.5	
CP-P292-S2-SPT-07	88-90		17.0				10.9	
CP-P292-S2-CPT-03s	2-3	CLAYEY SAND(SC)	17.5	39	13	26	48.0	
CP-P292-S2-CPT-03s	6-7		18.8				23.2	
CP-P292-S2-CPT-04s	0.8-1.8	SANDY LEAN CLAY(CL)	25.1	46	12	34	53.8	
CP-P292-S2-CPT-05s	1.5-2.5	CLAYEY SAND(SC)	22.7	41	13	28	47.4	
CP-P292-S2-CPT-06s	0.5-1.5		11.7				15.5	
CP-P292-S2-CPT-06s	2-3	CLAYEY SAND(SC)	20.7	40	14	26	47.6	

FY26 USMC Barracks 2030 - P292
MCAS Cherry Point | Havelock, NC
Terracon Project No. K625P194

Terracon
2108 Capital Dr, Ste 103
Wilmington, NC

Grain Size Distribution

ASTM D422 / ASTM C136 / AASHTO T27

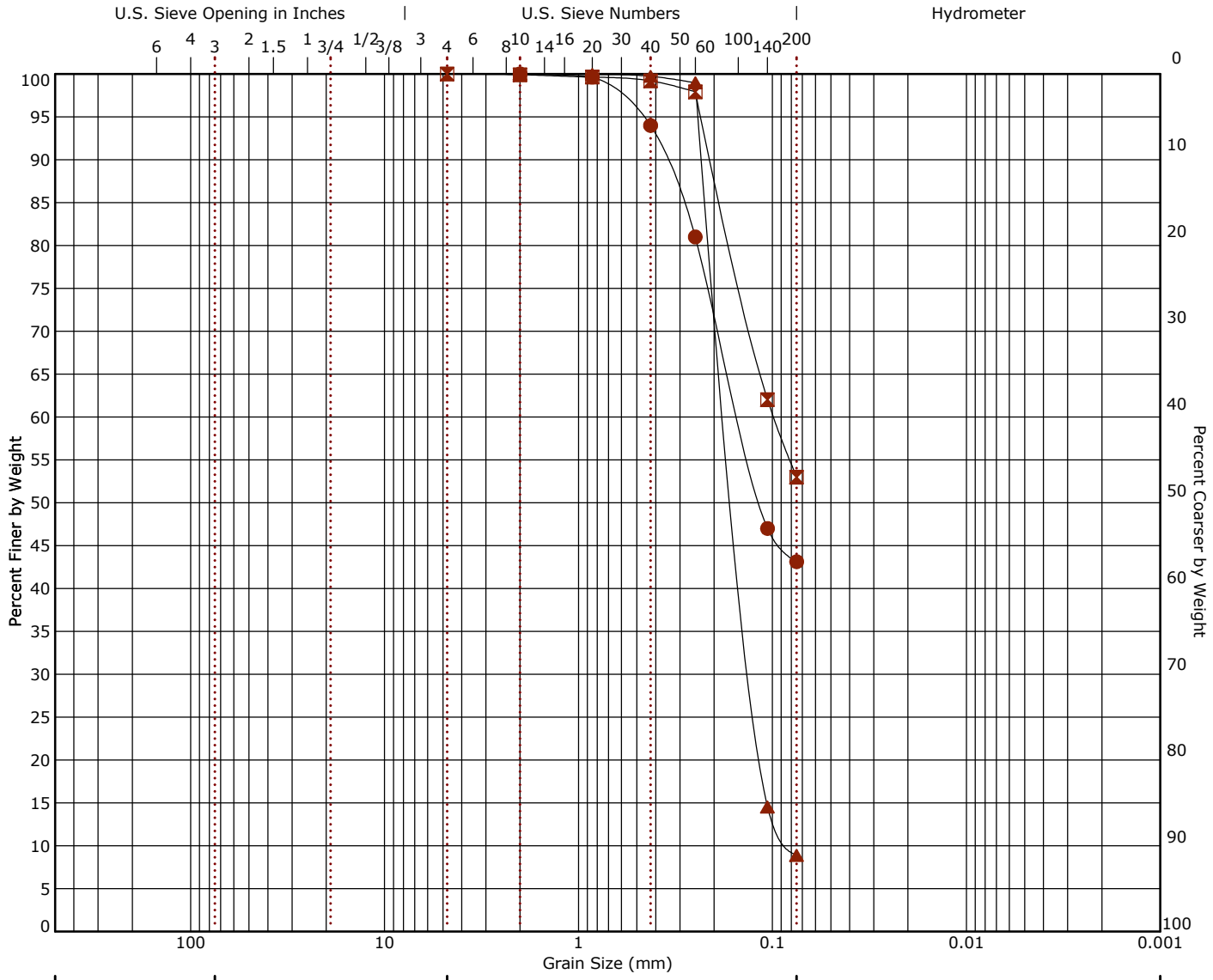

Cobbles	Gravel		Sand			Silt or Clay
	coarse	fine	coarse	medium	fine	

	Boring ID	Depth	% Cobbles	% Gravel	% Sand	% Fines	% Silt	% Clay	USCS
●	CP-P292-S1-SPT-01	2 - 4	0.0	0.0	56.9	43.1			SC
⊠	CP-P292-S1-SPT-01	10 - 12	0.0	0.0	47.0	53.0			CL
▲	CP-P292-S1-SPT-02	13 - 15	0.0	0.0	91.1	8.9			SP-SM

	Description
●	CLAYEY SAND
⊠	SANDY LEAN CLAY
▲	POORLY GRADED SAND with SILT

	Remarks
●	
⊠	
▲	

●		⊠		▲	
Sieve	% Finer	Sieve	% Finer	Sieve	% Finer
#10	100.0	#4	100.0	#10	100.0
#20	99.65	#10	99.92	#20	99.95
#40	93.99	#20	99.63	#40	99.73
#60	80.99	#40	99.2	#60	98.98
#140	47.0	#60	97.93	#140	14.52
#200	43.12	#140	62.02	#200	8.89
		#200	52.98		

Grain Size	●	⊠	▲
D_{60}	0.147	0.098	0.168
D_{10}			0.08

Coefficients	●	⊠	▲
C_c			1.14
C_u			2.10

FY26 USMC Barracks 2030 - P292
MCAS Cherry Point | Havelock, NC
Terracon Project No. K625P194

Terracon
2108 Capital Dr, Ste 103
Wilmington, NC

Grain Size Distribution

ASTM D422 / ASTM C136 / AASHTO T27

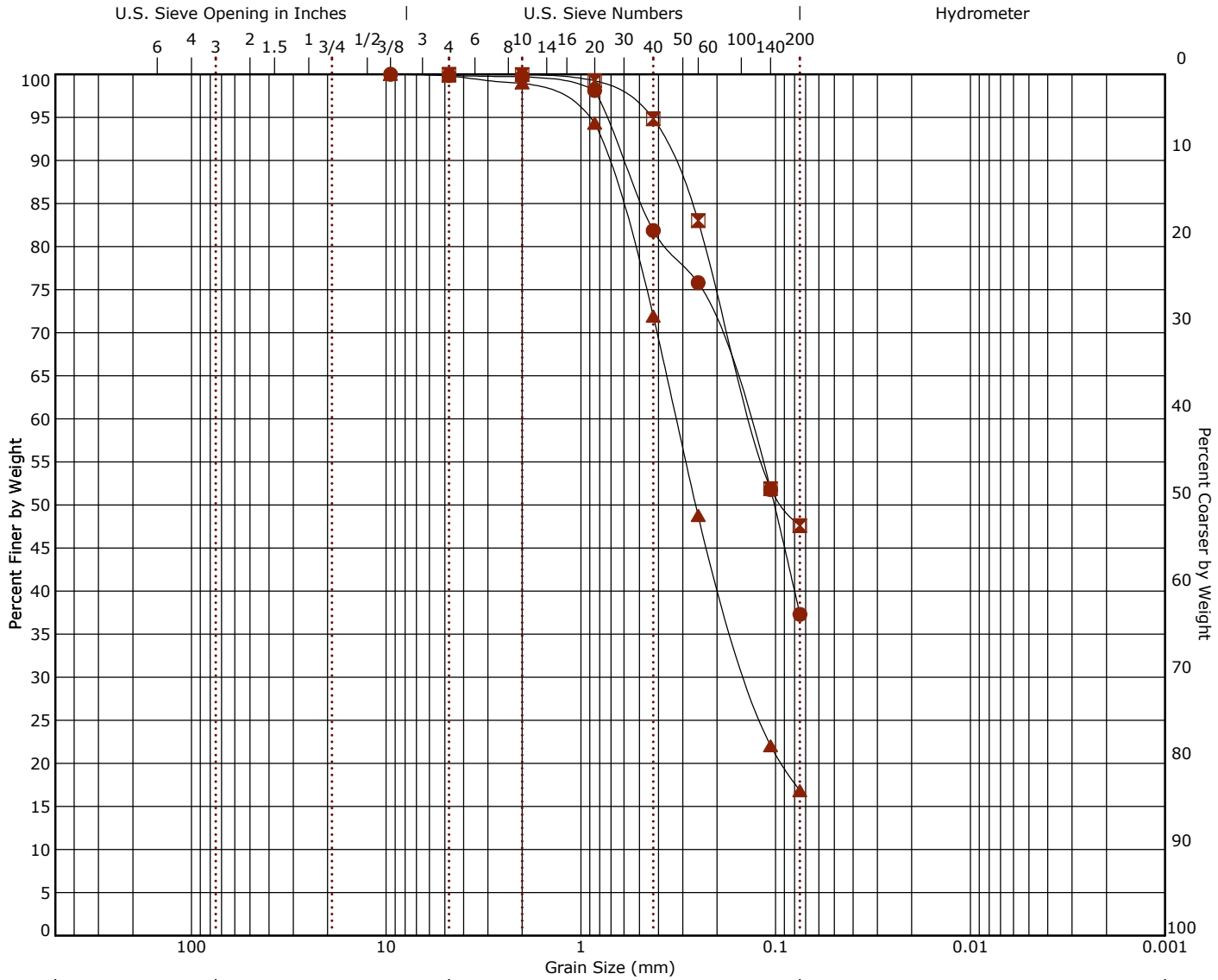

Cobbles	Gravel		Sand			Silt or Clay
	coarse	fine	coarse	medium	fine	

	Boring ID	Depth	% Cobbles	% Gravel	% Sand	% Fines	% Silt	% Clay	USCS
●	CP-P292-S1-SPT-02	28 - 30	0.0	0.1	62.6	37.3			SC
⊠	CP-P292-S1-SPT-03	2 - 4	0.0	0.0	52.4	47.6			SC
▲	CP-P292-S1-SPT-04	8 - 10	0.0	0.2	83.0	16.8			SM

	Description
●	CLAYEY SAND
⊠	CLAYEY SAND
▲	SILTY SAND

Remarks
●
⊠
▲

● Sieve	● % Finer	⊠ Sieve	⊠ % Finer	▲ Sieve	▲ % Finer
3/8"	100.0	#4	100.0	3/8"	100.0
#4	99.85	#10	99.96	#4	99.81
#10	99.74	#20	99.25	#10	99.0
#20	98.12	#40	94.85	#20	94.33
#40	81.86	#60	83.0	#40	71.93
#60	75.81	#140	51.91	#60	48.78
#140	51.77	#200	47.59	#140	22.03
#200	37.3			#200	16.83

Grain Size	●	⊠	▲
D_{60}	0.142	0.133	0.323
D_{10}			

Coefficients	●	⊠	▲
C_c			
C_u			

FY26 USMC Barracks 2030 - P292
MCAS Cherry Point | Havelock, NC
Terracon Project No. K625P194

Terracon
2108 Capital Dr, Ste 103
Wilmington, NC

Grain Size Distribution

ASTM D422 / ASTM C136 / AASHTO T27

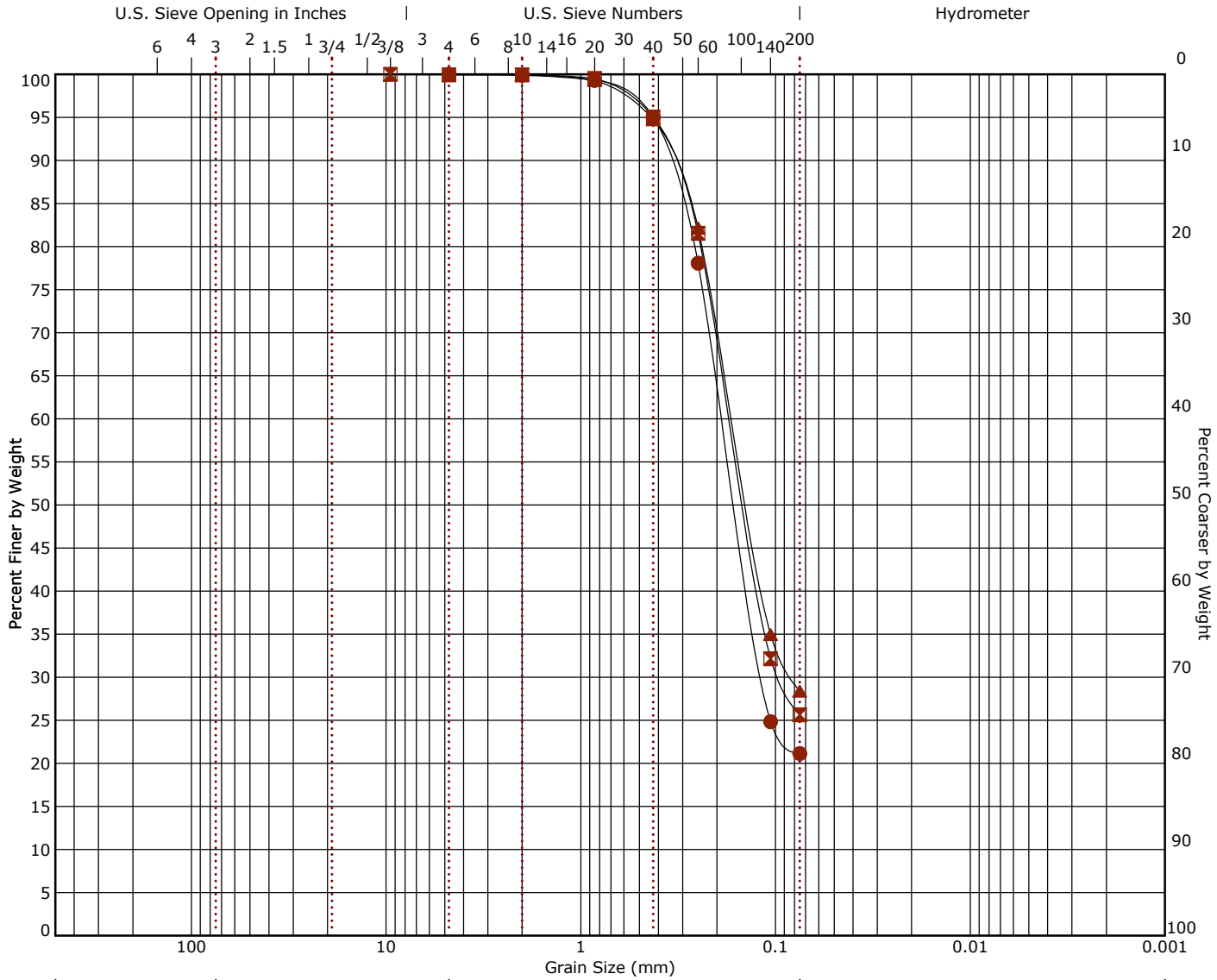

Cobbles	Gravel		Sand			Silt or Clay
	coarse	fine	coarse	medium	fine	

	Boring ID	Depth	% Cobbles	% Gravel	% Sand	% Fines	% Silt	% Clay	USCS
●	CP-P292-S1-SPT-05	1 - 3	0.0	0.0	78.9	21.1			SM
⊠	CP-P292-S1-SPT-06	2 - 4	0.0	0.1	74.3	25.6			
▲	CP-P292-S1-SPT-07	1 - 3	0.0	0.0	71.6	28.4			SC

	Description
●	SILTY SAND
⊠	
▲	CLAYEY SAND

	Remarks
●	
⊠	
▲	

●		⊠		▲	
Sieve	% Finer	Sieve	% Finer	Sieve	% Finer
#60	78.07	3/8"	100.0	#4	100.0
#140	24.84	#4	99.95	#10	99.95
#200	21.14	#10	99.92	#20	99.27
#4	100.0	#20	99.5	#40	94.72
#10	99.89	#40	95.03	#60	82.15
#20	99.3	#60	81.55	#140	34.95
#40	95.03	#140	32.16	#200	28.38
		#200	25.63		

Grain Size	●	⊠	▲
D_{60}	0.187	0.172	0.167
D_{10}			

Coefficients	●	⊠	▲
C_c			
C_u			

FY26 USMC Barracks 2030 - P292
MCAS Cherry Point | Havelock, NC
Terracon Project No. K625P194

Terracon
2108 Capital Dr, Ste 103
Wilmington, NC

Grain Size Distribution

ASTM D422 / ASTM C136 / AASHTO T27

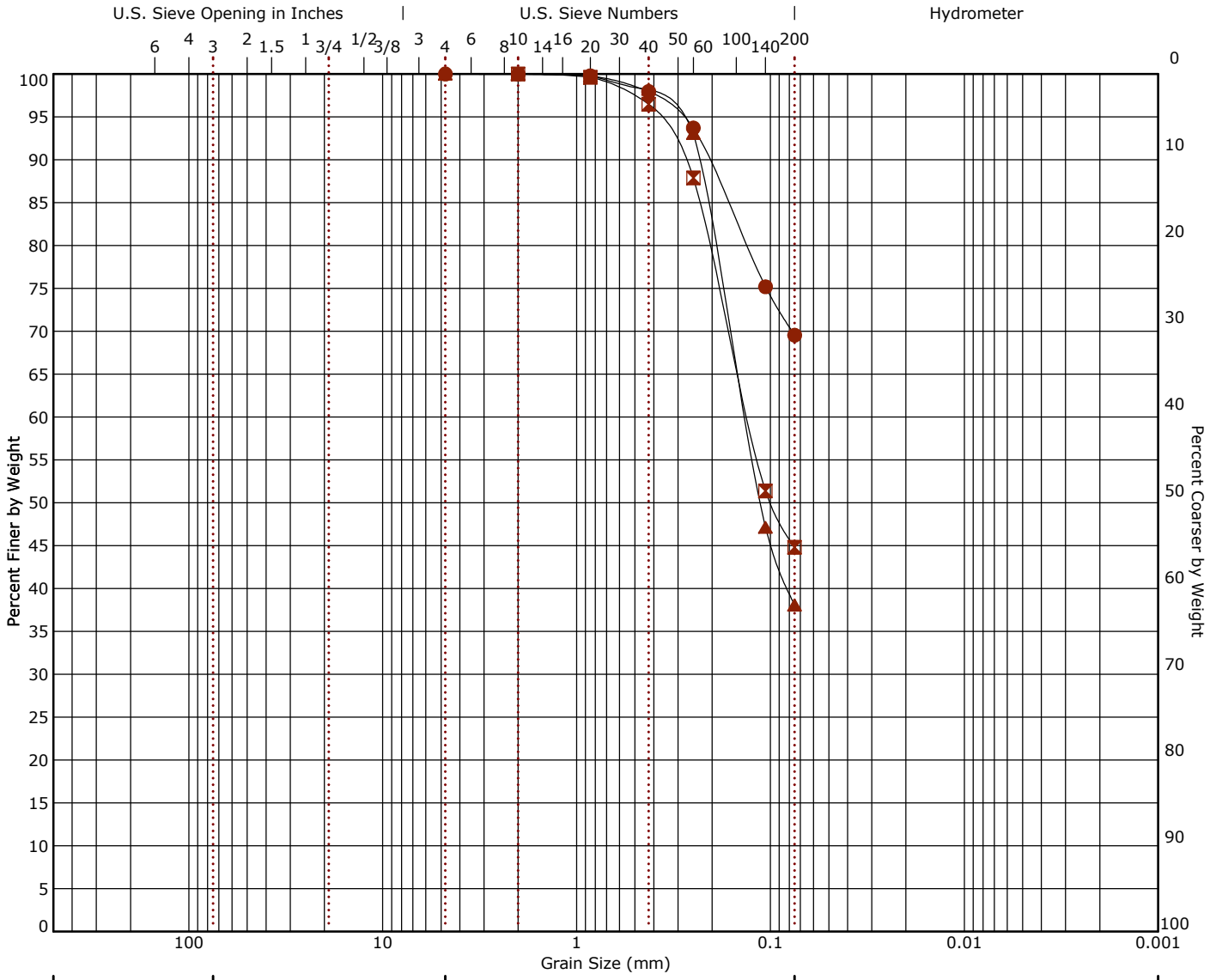

Cobbles	Gravel		Sand			Silt or Clay
	coarse	fine	coarse	medium	fine	

	Boring ID	Depth	% Cobbles	% Gravel	% Sand	% Fines	% Silt	% Clay	USCS
●	CP-P292-S1-CPT-01s	2 - 3	0.0	0.0	30.5	69.5			CH
⊠	CP-P292-S1-CPT-05s	1 - 2	0.0	0.0	55.2	44.8			SC
▲	CP-P292-S2-SPT-01	4 - 6	0.0	0.0	61.9	38.1			SC

	Description
●	SANDY FAT CLAY
⊠	CLAYEY SAND
▲	CLAYEY SAND

Remarks	
●	
⊠	
▲	

●		⊠		▲	
Sieve	% Finer	Sieve	% Finer	Sieve	% Finer
#4	100.0	#10	100.0	#4	100.0
#10	99.98	#20	99.62	#10	100.0
#20	99.79	#40	96.47	#20	99.78
#40	97.95	#60	87.9	#40	98.24
#60	93.71	#140	51.37	#60	93.07
#140	75.18	#200	44.82	#140	47.13
#200	69.54			#200	38.08

Grain Size	●	⊠	▲
D_{60}		0.13	0.135
D_{10}			

Coefficients	●	⊠	▲
C_C			
C_U			

FY26 USMC Barracks 2030 - P292
MCAS Cherry Point | Havelock, NC
Terracon Project No. K625P194

Terracon
2108 Capital Dr, Ste 103
Wilmington, NC

Grain Size Distribution

ASTM D422 / ASTM C136 / AASHTO T27

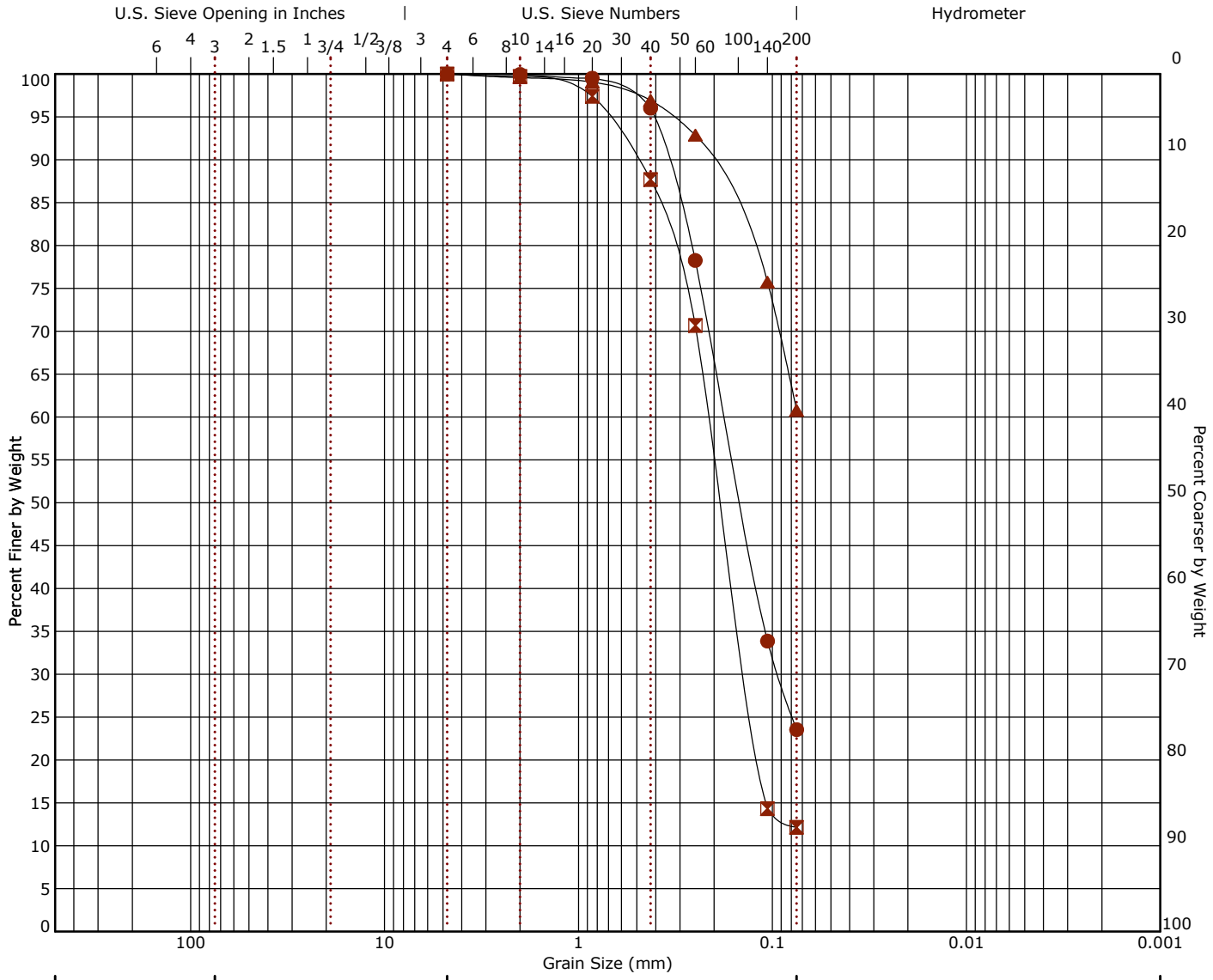

Cobbles	Gravel		Sand			Silt or Clay
	coarse	fine	coarse	medium	fine	

	Boring ID	Depth	% Cobbles	% Gravel	% Sand	% Fines	% Silt	% Clay	USCS
●	CP-P292-S2-SPT-01	48 - 50	0.0	0.0	76.5	23.5			SC
⊠	CP-P292-S2-SPT-03	1 - 3	0.0	0.0	87.8	12.2			SM
▲	CP-P292-S2-SPT-03	43 - 45	0.0	0.0	39.2	60.8			CH

	Description
●	CLAYEY SAND
⊠	SILTY SAND
▲	SANDY FAT CLAY

Remarks
●
⊠
▲

●		⊠		▲	
Sieve	% Finer	Sieve	% Finer	Sieve	% Finer
#4	100.0	#4	100.0	#4	100.0
#10	99.94	#10	99.71	#10	99.57
#20	99.51	#20	97.42	#20	99.07
#40	96.02	#40	87.68	#40	96.92
#60	78.26	#60	70.66	#60	92.87
#140	33.86	#140	14.33	#140	75.72
#200	23.54	#200	12.15	#200	60.78

Grain Size	●	⊠	▲
D_{60}	0.176	0.213	
D_{10}			

Coefficients	●	⊠	▲
C_c		1.60	
C_u		3.99	

FY26 USMC Barracks 2030 - P292
MCAS Cherry Point | Havelock, NC
Terracon Project No. K625P194

Terracon
2108 Capital Dr, Ste 103
Wilmington, NC

Grain Size Distribution

ASTM D422 / ASTM C136 / AASHTO T27

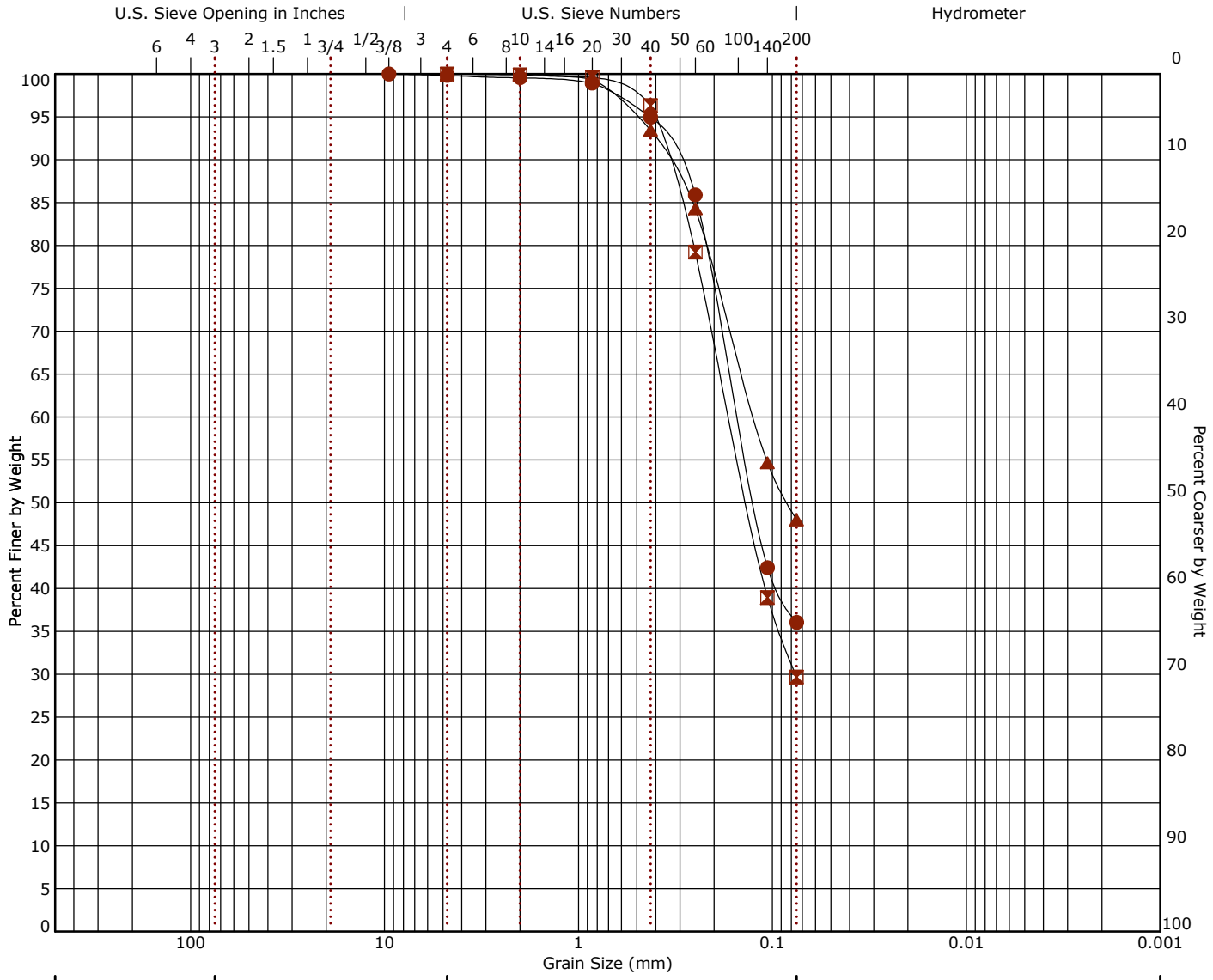

Cobbles	Gravel		Sand			Silt or Clay
	coarse	fine	coarse	medium	fine	

	Boring ID	Depth	% Cobbles	% Gravel	% Sand	% Fines	% Silt	% Clay	USCS
●	CP-P292-S2-SPT-07	1 - 3	0.0	0.2	63.8	36.1			SC
⊠	CP-P292-S2-SPT-07	53 - 55	0.0	0.0	70.3	29.7			SC
▲	CP-P292-S2-CPT-03s	2 - 3	0.0	0.0	52.0	48.0			SC

	Description
●	CLAYEY SAND
⊠	CLAYEY SAND
▲	CLAYEY SAND

	Remarks
●	
⊠	
▲	

●		⊠		▲	
Sieve	% Finer	Sieve	% Finer	Sieve	% Finer
3/8"	100.0	#4	100.0	#4	100.0
#4	99.83	#10	99.9	#10	99.97
#10	99.56	#20	99.63	#20	99.37
#20	98.93	#40	96.31	#40	93.44
#40	94.96	#60	79.24	#60	84.28
#60	85.91	#140	38.95	#140	54.66
#140	42.42	#200	29.67	#200	48.0
#200	36.05				

Grain Size	●	⊠	▲
D_{60}	0.15	0.166	0.124
D_{10}			

Coefficients	●	⊠	▲
C_c			
C_u			

FY26 USMC Barracks 2030 - P292
MCAS Cherry Point | Havelock, NC
Terracon Project No. K625P194

Terracon
2108 Capital Dr, Ste 103
Wilmington, NC

Grain Size Distribution

ASTM D422 / ASTM C136 / AASHTO T27

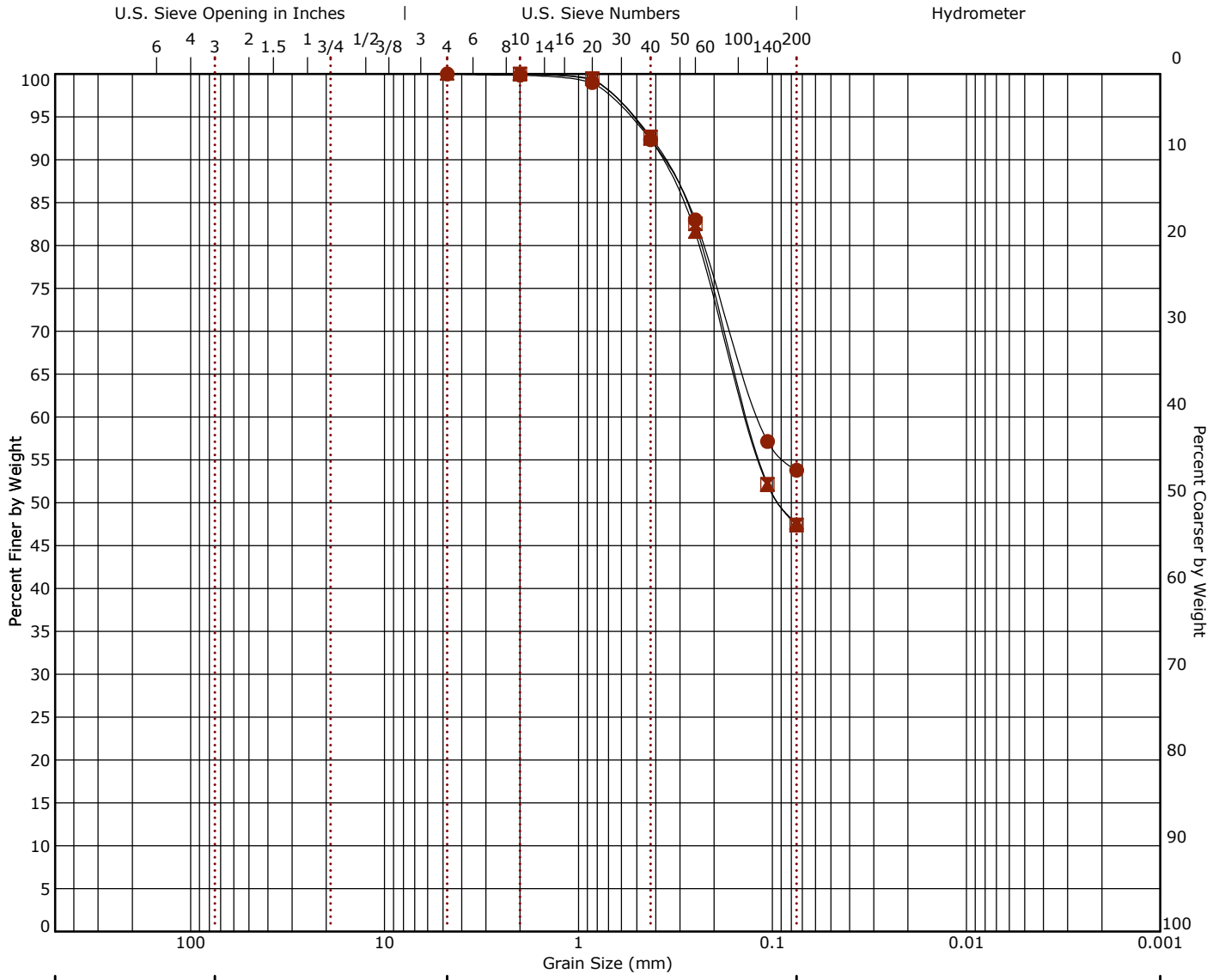

Cobbles	Gravel		Sand			Silt or Clay
	coarse	fine	coarse	medium	fine	

	Boring ID	Depth	% Cobbles	% Gravel	% Sand	% Fines	% Silt	% Clay	USCS
●	CP-P292-S2-CPT-04s	0.8 - 1.8	0.0	0.0	46.2	53.8			CL
⊠	CP-P292-S2-CPT-05s	1.5 - 2.5	0.0	0.0	52.6	47.4			SC
▲	CP-P292-S2-CPT-06s	2 - 3	0.0	0.0	52.4	47.6			SC

	Description
●	SANDY LEAN CLAY
⊠	CLAYEY SAND
▲	CLAYEY SAND

Remarks
●
⊠
▲

● Sieve	● % Finer	⊠ Sieve	⊠ % Finer	▲ Sieve	▲ % Finer
#4	100.0	#10	100.0	#4	100.0
#10	99.86	#20	99.45	#10	99.99
#20	99.0	#40	92.67	#20	99.38
#40	92.33	#60	82.53	#40	92.4
#60	82.99	#140	52.16	#60	81.53
#140	57.14	#200	47.41	#140	52.02
#200	53.79			#200	47.6

Grain Size	●	⊠	▲
D_{60}	0.117	0.132	0.134
D_{10}			

Coefficients	●	⊠	▲
C_c			
C_u			

Terracon
2108 Capital Dr, Ste 103
Wilmington, NC

Atterberg Limit Results

ASTM D4318

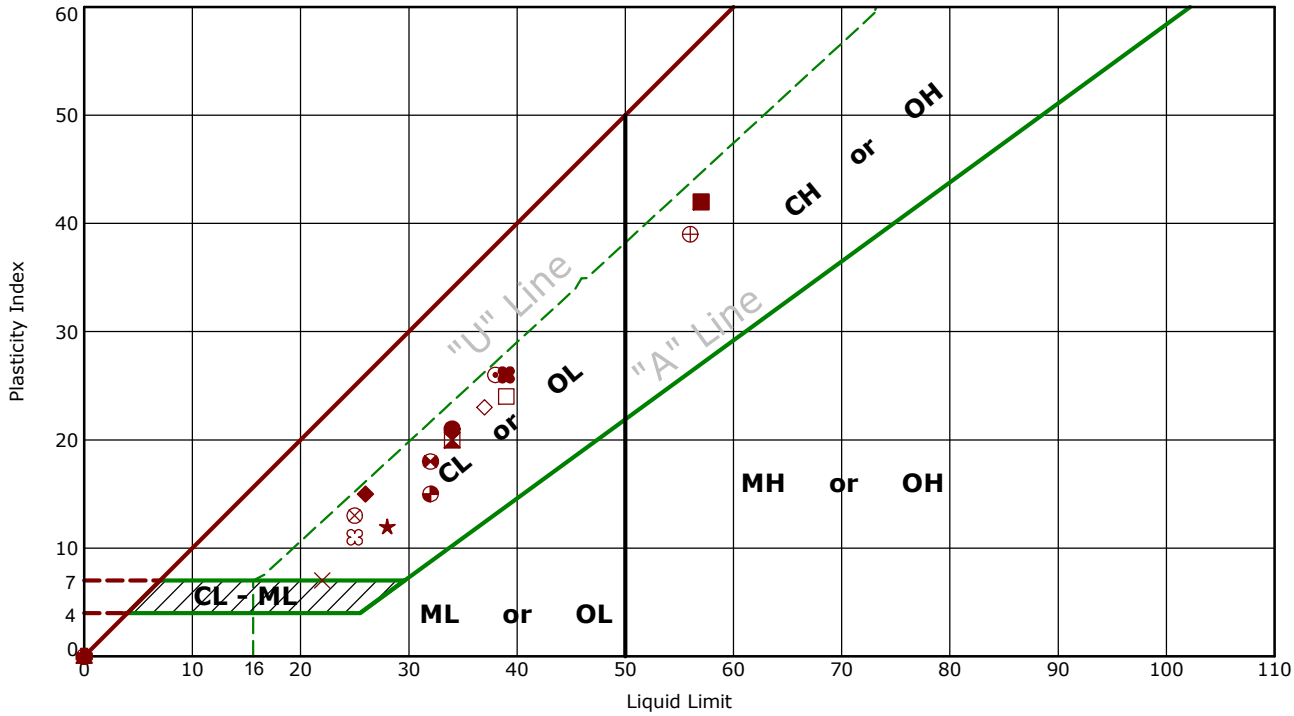

	Boring ID	Depth (Ft)	LL	PL	PI	Fines	USCS	Description
●	CP-P292-S1-SPT-01	2 - 4	34	13	21	43.1	SC	CLAYEY SAND
⊠	CP-P292-S1-SPT-01	10 - 12	34	14	20	53.0	CL	SANDY LEAN CLAY
▲	CP-P292-S1-SPT-02	13 - 15	NP	NP	NP	8.9	SP-SM	POORLY GRADED SAND with SILT
★	CP-P292-S1-SPT-02	28 - 30	28	16	12	37.3	SC	CLAYEY SAND
⊙	CP-P292-S1-SPT-03	2 - 4	38	12	26	47.6	SC	CLAYEY SAND
✿	CP-P292-S1-SPT-04	8 - 10	NP	NP	NP	16.8	SM	SILTY SAND
○	CP-P292-S1-SPT-05	1 - 3	NP	NP	NP	21.1	SM	SILTY SAND
△	CP-P292-S1-SPT-06	15 - 17	NP	NP	NP	54.0	ML	SANDY SILT
⊗	CP-P292-S1-SPT-07	1 - 3	25	12	13	28.4	SC	CLAYEY SAND
⊕	CP-P292-S1-CPT-01s	2 - 3	56	17	39	69.5	CH	SANDY FAT CLAY
□	CP-P292-S1-CPT-05s	1 - 2	39	15	24	44.8	SC	CLAYEY SAND
⊗	CP-P292-S2-SPT-01	4 - 6	32	14	18	38.1	SC	CLAYEY SAND
◕	CP-P292-S2-SPT-01	48 - 50	32	17	15	23.5	SC	CLAYEY SAND
☆	CP-P292-S2-SPT-03	1 - 3	NP	NP	NP	12.2	SM	SILTY SAND
✠	CP-P292-S2-SPT-03	20 - 22	25	14	11	20.6	SC	CLAYEY SAND
■	CP-P292-S2-SPT-03	43 - 45	57	15	42	60.8	CH	SANDY FAT CLAY
◆	CP-P292-S2-SPT-07	1 - 3	26	11	15	36.1	SC	CLAYEY SAND
◇	CP-P292-S2-SPT-07	53 - 55	37	14	23	29.7	SC	CLAYEY SAND
×	CP-P292-S2-SPT-07	56 - 58	22	15	7	29.5	SC-SM	SILTY, CLAYEY SAND
✖	CP-P292-S2-CPT-03s	2 - 3	39	13	26	48.0	SC	CLAYEY SAND

Terracon
2108 Capital Dr, Ste 103
Wilmington, NC

Atterberg Limit Results

ASTM D4318

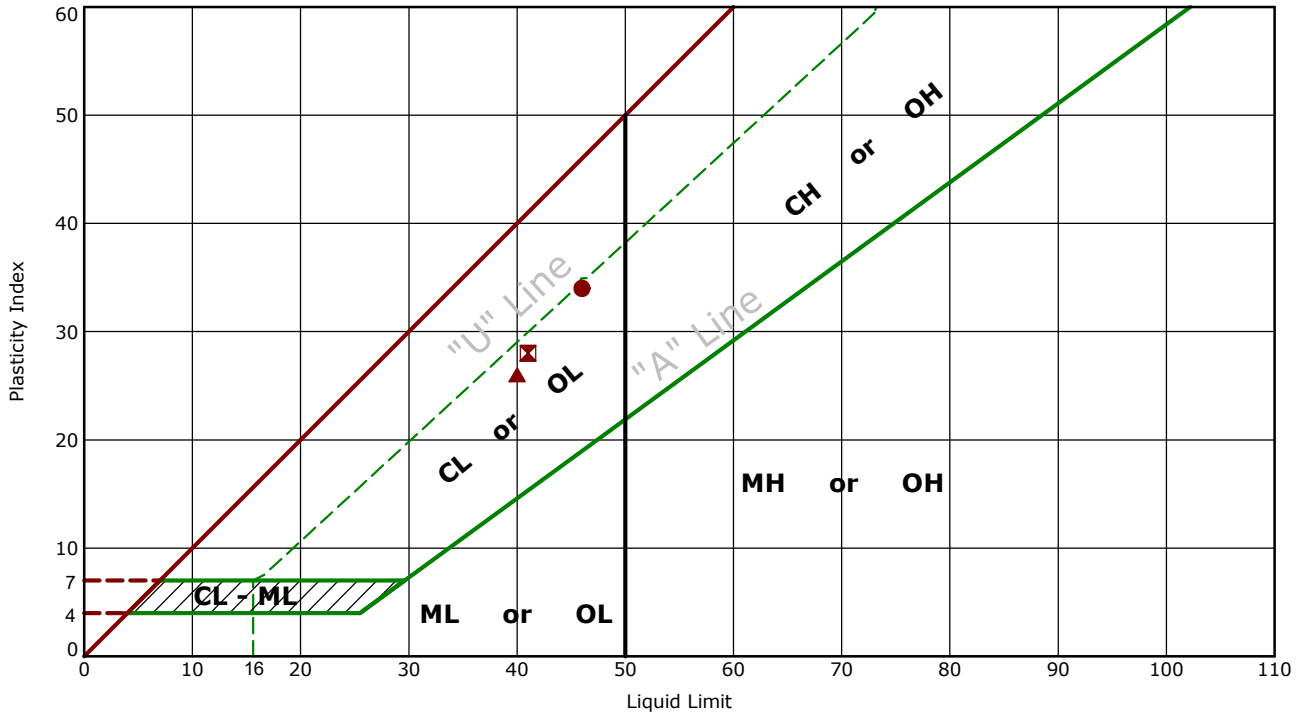

	Boring ID	Depth (Ft)	LL	PL	PI	Fines	USCS	Description
●	CP-P292-S2-CPT-04s	0.8 - 1.8	46	12	34	53.8	CL	SANDY LEAN CLAY
⊠	CP-P292-S2-CPT-05s	1.5 - 2.5	41	13	28	47.4	SC	CLAYEY SAND
▲	CP-P292-S2-CPT-06s	2 - 3	40	14	26	47.6	SC	CLAYEY SAND

Shelby-Tube Summary – Consolidation and Dissipation Testing

Undisturbed (Shelby-Tube) sample locations and depths were determined based upon the CPT data collected prior to the mud rotary SPT exploration. Soils exhibiting both excess CPT Pore Pressure (U_2) readings and Soil Behavior Type (SBT) values less than 5 were targeted for Shelby Tube sampling. All collected Shelby Tube samples were reviewed by the Geotechnical Engineer upon extraction.

Upon review of the soils obtained in the Shelby Tubes, the fine-grained material encountered at these depths generally appears to occur in lenses; and thus, was deemed unsuitable for consolidation testing due to lack of fines content over a continuous depth. Testing performed on the Shelby Tube samples are summarized in the table below:

SPT Boring ID	Sample Depth (ft)	Moisture Content (%)	Fines Content (%)	Atterberg Limits (LL-PL-PI)[1]
CP-P292-S1-SPT-06	15 - 17	53.0	54.0	Non-Plastic
CP-P292-S2-SPT-03	20 - 22	28.4	20.6	25-14-11
CP-P292-S2-SPT-07	56 - 58	38.2	29.5	22-15-7

1. Liquid Limit – Plastic Limit – Plasticity Index

While such soils may exhibit primary consolidation as their mechanism of compression under vertical stress, their time-rate-of-settlement is expected to be fairly immediate, as is evident in the Pore Pressure Dissipation (PPD) tests performed for the project. The PPD tests are displayed following their respective CPT sounding log within the **Exploration Results** attachment of this report. Analyses of the PPD tests are summarized in the table below:

CPT Sounding ID	Test Depth (ft)[1]	Water Depth (ft)[1]	Hydrostatic Pressure, U_{100} (tsf)	Initial Pore Pressure, U_0 (tsf)	Estimated U_{50} (tsf)	Estimated T_{50} (s)	Estimated Horizontal Coefficient of Consolidation, C_h (ft^2/day)
CP-P292-S1-CPT-02	23.671	6	0.55	2.75	1.65	32	35.8
CP-P292-S2-CPT-01	41.624	9	1.02	15.00	8.01	75	13.7
CP-P292-S2-CPT-02	38.451	10	0.89	11.50	6.19	150	6.9
CP-P292-S2-CPT-03	38.31	8	0.95	9.00	4.97	50	19.3
CP-P292-S2-CPT-04	29.15	8	0.66	6.50	3.58	250	4.3

1. Referenced from the existing ground surface at the time of exploration
2. Estimated per Sully et al. (1998), considering:
   Modified Theoretical Time Factor, $T^* = 0.245$ (for U_2 Pore Pressure transducer location)
   Radius, R = 0.072' for 15 cm^2 CPT cone
   Rigidity Index, I_R estimated using CPT correlations - ranging from 75 to 125

Bulk Soil Sample Proctor and CBR Testing

The bulk soil samples were subjected to Standard Proctor and CBR testing in general accordance with ASTM D698 and ASTM D1883, respectively. Specimens were compacted to approximately 95% compaction at approximately 2% wet of optimum moisture, and subjected to a 15lb surcharge load. The stress-strain curves were plotted. If necessary, the stress-strain curve was corrected by adjusting the location of the origin for concave shaped curves. CBR results were compared for 0.1-inch and 0.2-inch penetration, and subsequently, the CBR value was selected at 0.1-inch penetration using the corrected load values. These test results are provided in the table below.

Summary of CBR Test Results

Exploration ID	Depth Below Grade (ft)	USCS	w (%)	Pass #200 Sieve (%)	Atterberg Limits (LL/PL/PI)	Max. Dry Density (pcf)	Optimum Moisture (%)	CBR Value	Swell (%)
CP-P292-S1-SPT-05	1 – 3	SM	13.2	21.1	Non-Plastic	117.0	13.0	2.0	-0.11
CP-P292-S1-SPT-07	1 – 3	SC	13.7	28.4	25/12/13	119.6	12.8	5.0	-0.02
CP-P292-S2-SPT-03	1 – 3	SM	8.0	12.2	Non-Plastic	112.8	13.7	8.0	0.02
CP-P292-S2-SPT-07	1 – 3	SC	15.5	36.1	26/11/15	114.1	12.6	7.0	0.09

Terracon
2108 Capital Dr, Ste 103
Wilmington, NC

Moisture-Density Relationship

ASTM D698-Method A

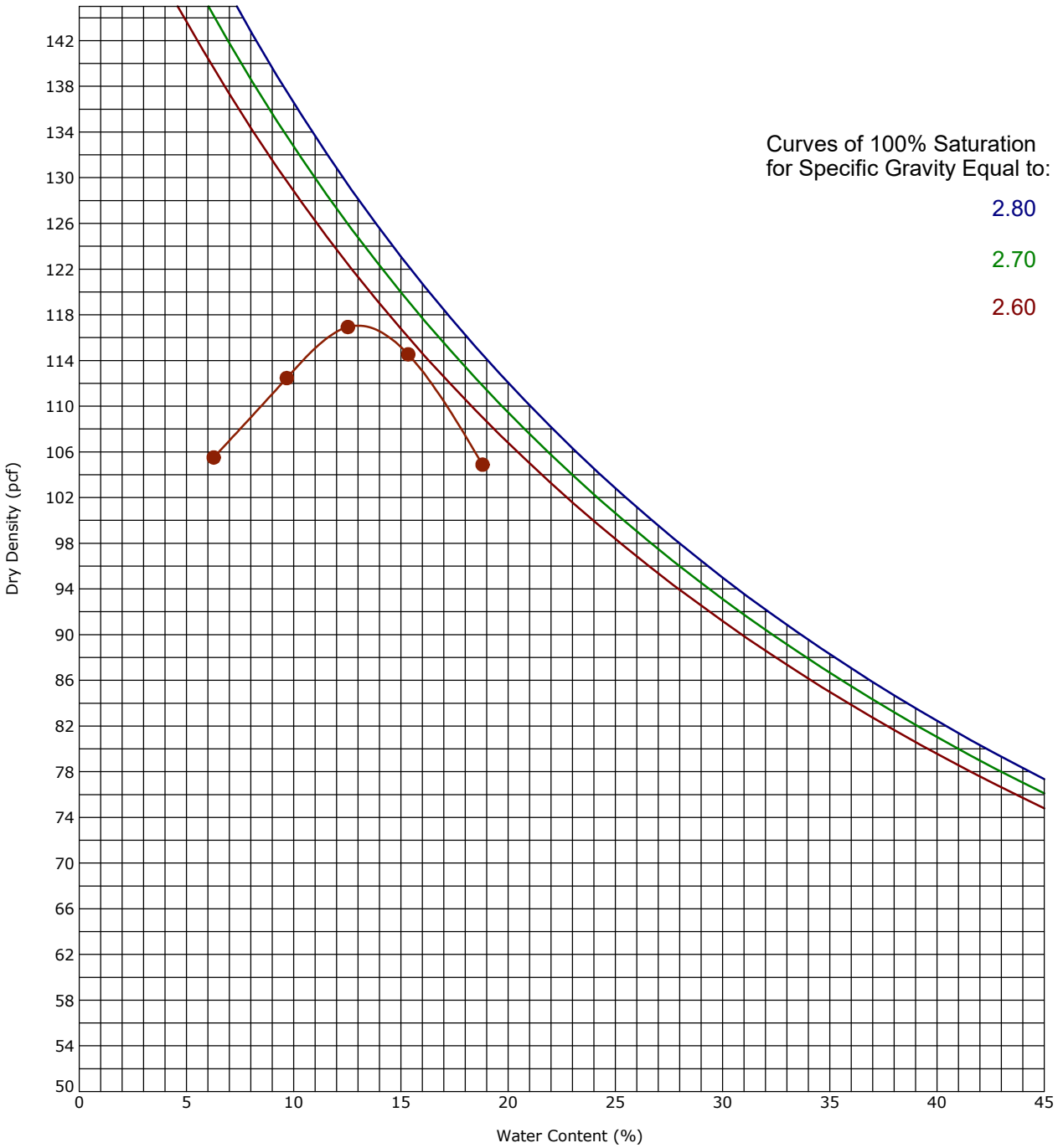

Boring ID	Depth (Ft)	Description of Materials
CP-P292-S1-SPT-05	1 - 3	SILTY SAND(SM)

Fines (%)	Fraction >4.75 mm size	LL	PL	PI	Test Method	Maximum Dry Density (pcf)	Optimum Water Content (%)
21	0.0	NP	NP	NP	ASTM D698-Method A	117.0	13.0

Terracon
2108 Capital Dr, Ste 103
Wilmington, NC

California Bearing Ratio

ASTM D1883-07[2]

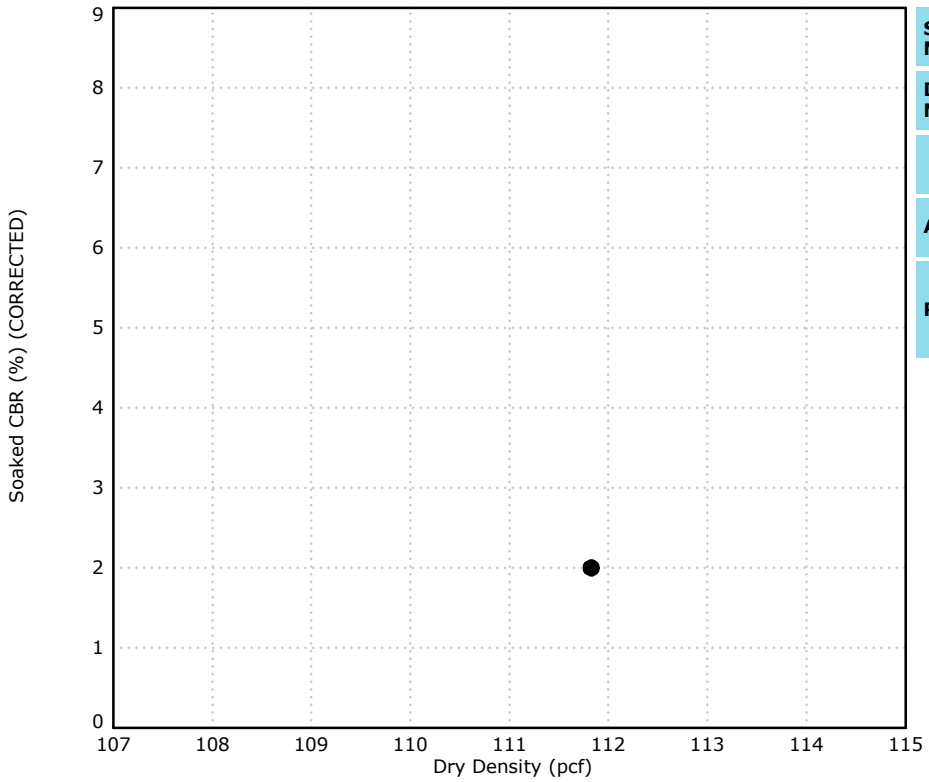

Source of Material	CP-P292-S1-SPT-05
Description of Material	SILTY SAND(SM)
Percent Fines	21.1
Atterberg Limits	LL / NP PL / NP PI / NP
Remarks:	

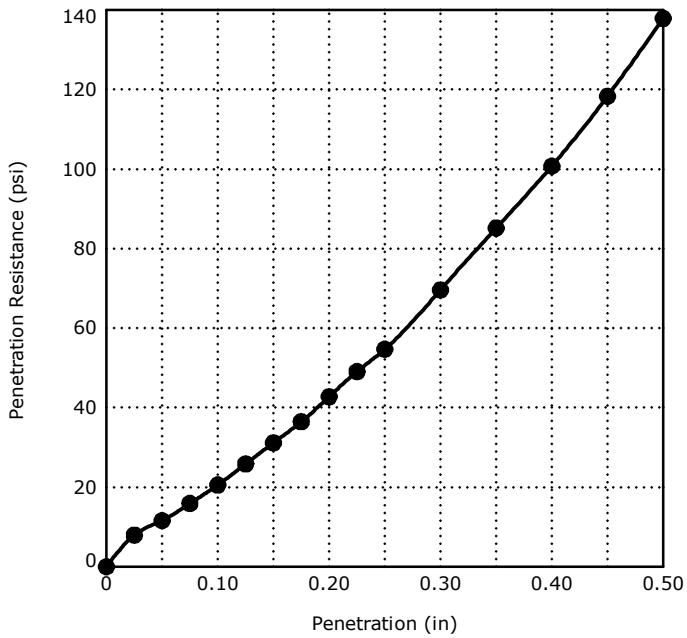

Sample No.	1
Sample Condition	Soaked
Compaction Method	ASTM 698A
Maximum Dry Density, (pcf)	117
Optimum Moisture Content, (%)	13
Dry Density before Soaking, (pcf)	111.83
Moisture Content, (%)	
After Compaction	15.6
Top 1" After Soaking	15.7
Surcharge, (lbs)	15.00
Swell, (%)	-0.11
Bearing Ratio, (%)	2.0

Terracon
2108 Capital Dr, Ste 103
Wilmington, NC

Moisture-Density Relationship

ASTM D698-Method A

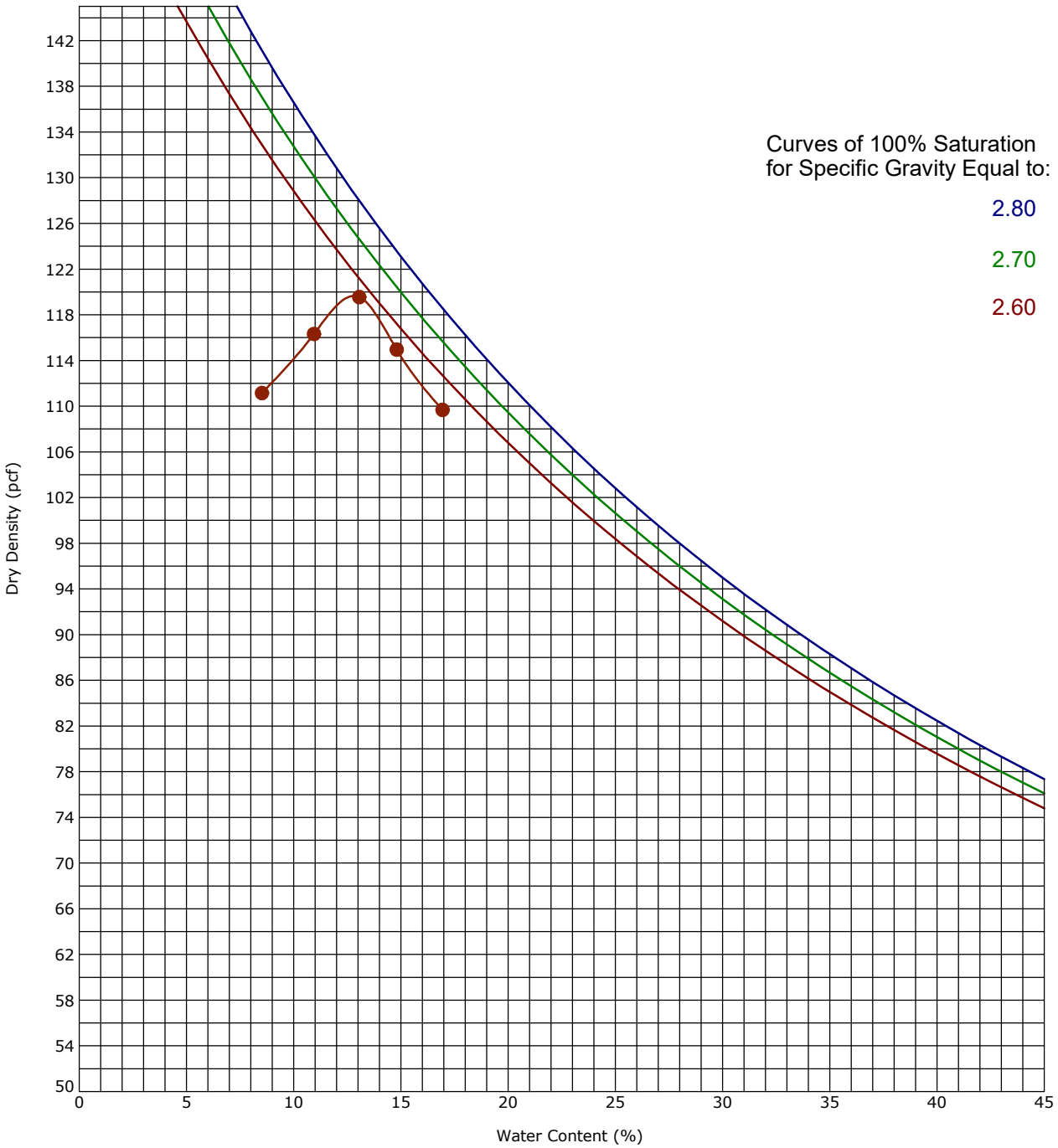

Boring ID	Depth (Ft)	Description of Materials
CP-P292-S1-SPT-07	1 - 3	CLAYEY SAND(SC)

Fines (%)	Fraction >4.75 mm size	LL	PL	PI	Test Method	Maximum Dry Density (pcf)	Optimum Water Content (%)
28	0.0	25	12	13	ASTM D698-Method A	119.6	12.8

Terracon
2108 Capital Dr, Ste 103
Wilmington, NC

California Bearing Ratio

ASTM D1883-07[2]

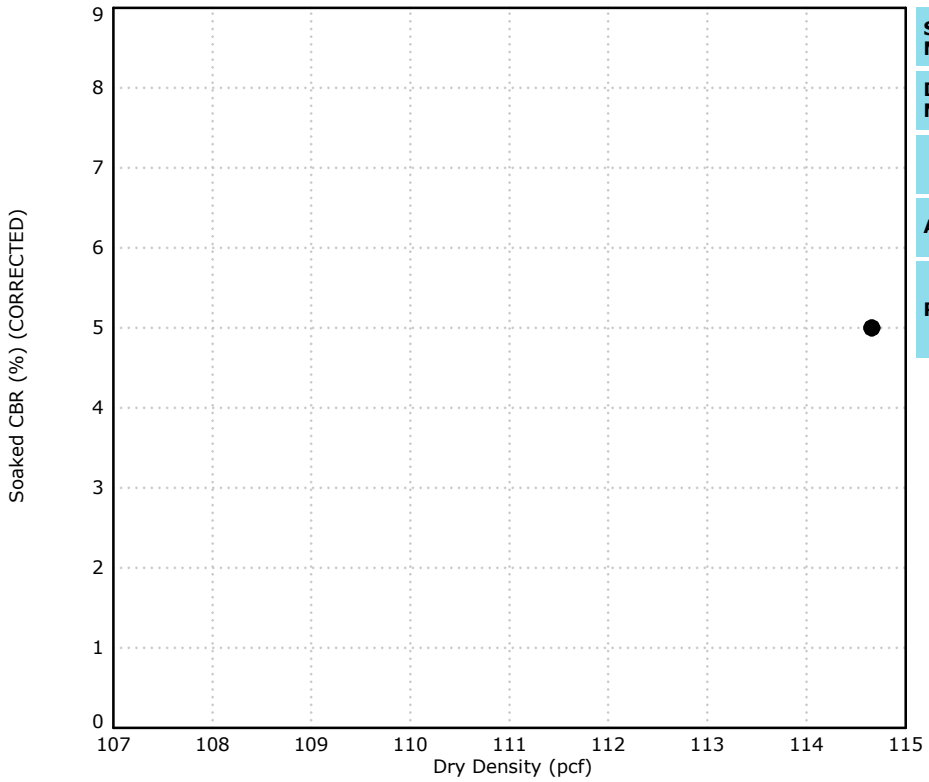

Source of Material	CP-P292-S1-SPT-07		
Description of Material	CLAYEY SAND(SC)		
Percent Fines	28.4		
Atterberg Limits	LL 25	PL 12	PI 13
Remarks:			

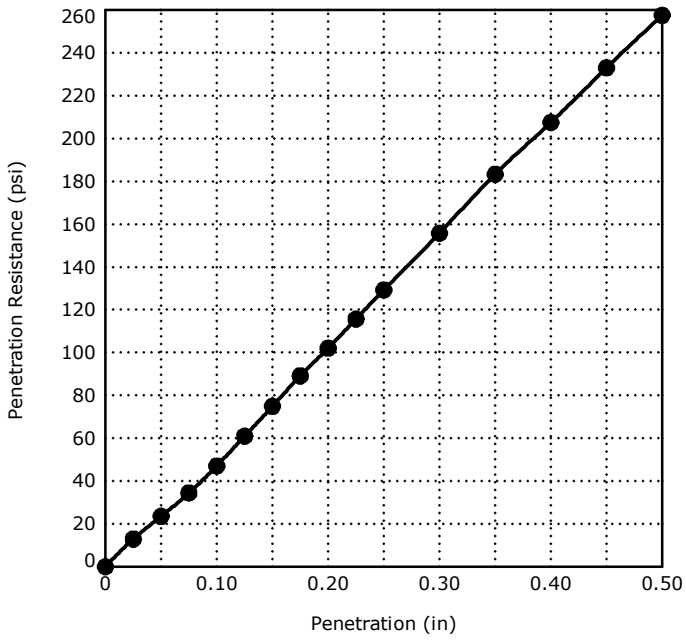

Sample No.	1
Sample Condition	Soaked
Compaction Method	ASTM 698A
Maximum Dry Density, (pcf)	119.6
Optimum Moisture Content, (%)	12.8
Dry Density before Soaking, (pcf)	114.66
Moisture Content, (%)	
After Compaction	14.2
Top 1" After Soaking	14.8
Surcharge, (lbs)	15.00
Swell, (%)	-0.02
Bearing Ratio, (%)	5.0

Terracon
2108 Capital Dr, Ste 103
Wilmington, NC

Moisture-Density Relationship

ASTM D698-Method A

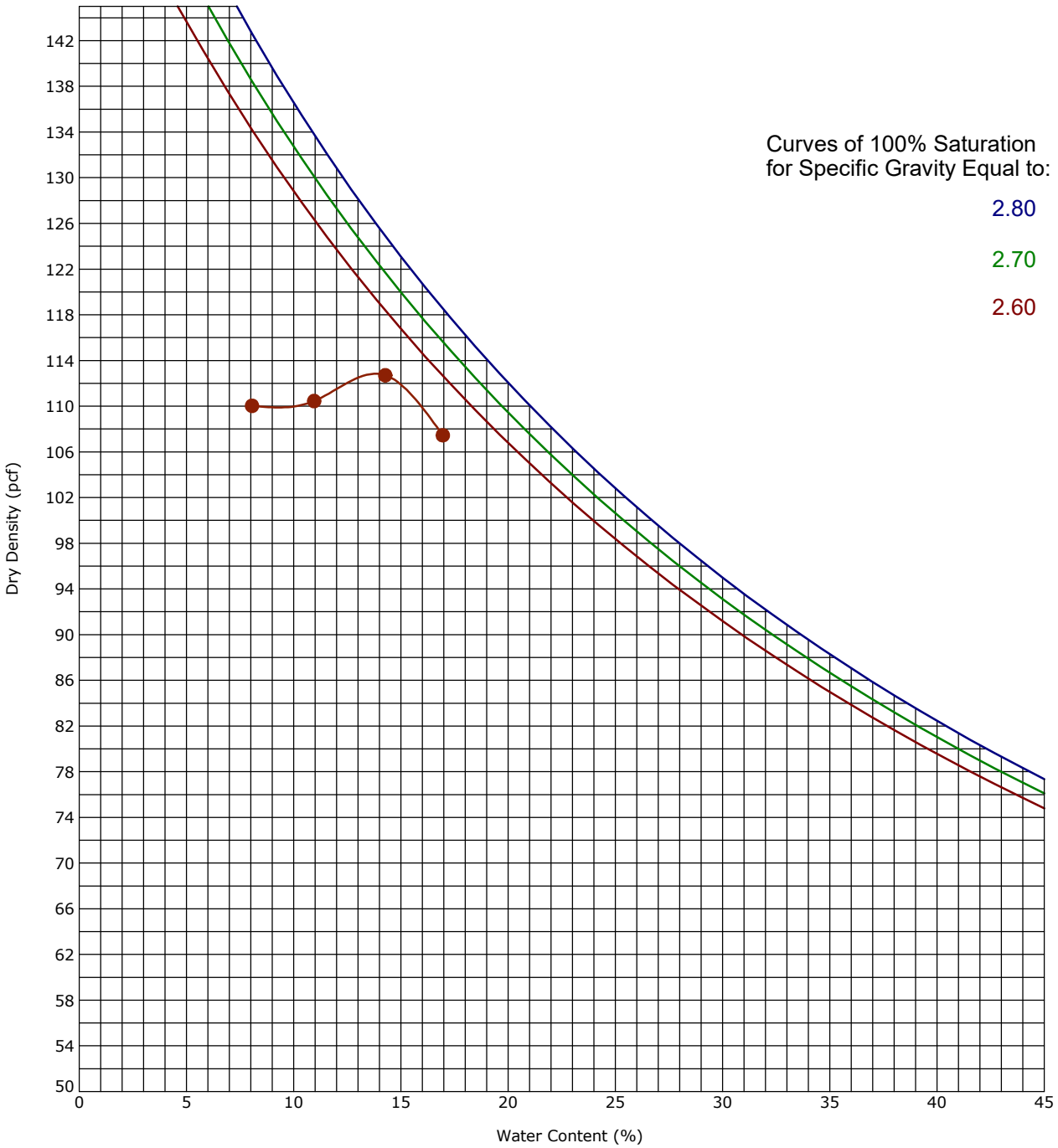

Boring ID	Depth (Ft)	Description of Materials
CP-P292-S2-SPT-03	1 - 3	SILTY SAND(SM)

Fines (%)	Fraction >4.75 mm size	LL	PL	PI	Test Method	Maximum Dry Density (pcf)	Optimum Water Content (%)
12	0.0	NP	NP	NP	ASTM D698-Method A	112.8	13.7

Terracon
2108 Capital Dr, Ste 103
Wilmington, NC

California Bearing Ratio

ASTM D1883-07[2]

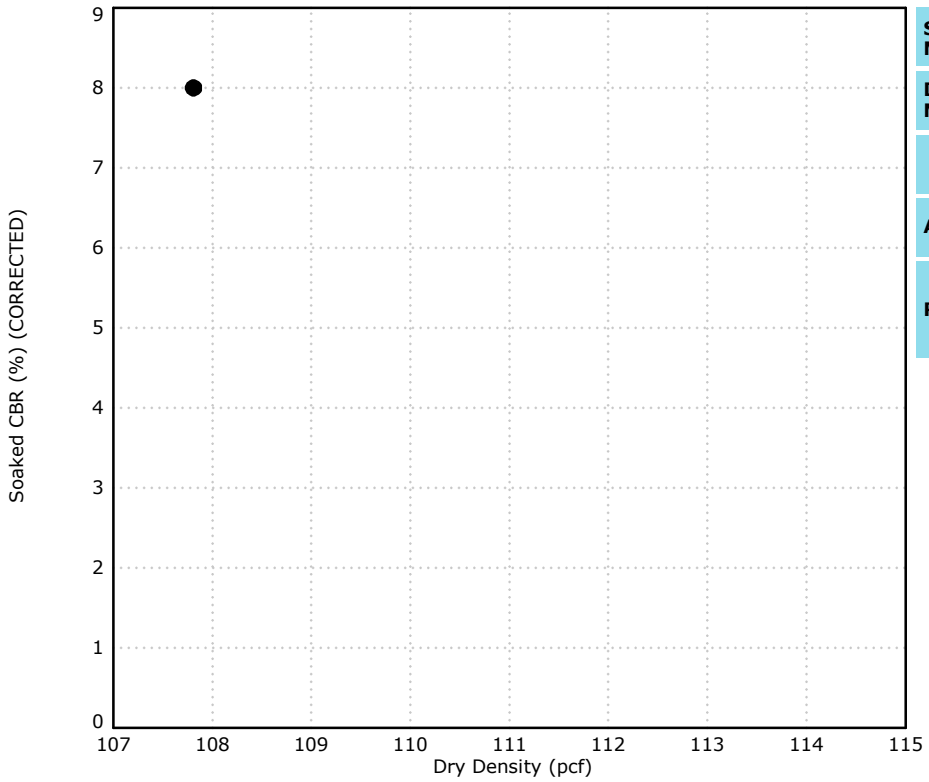

Source of Material	CP-P292-S2-SPT-03
Description of Material	SILTY SAND(SM)
Percent Fines	12.2
Atterberg Limits	LL / NP PL / NP PI / NP
Remarks:	

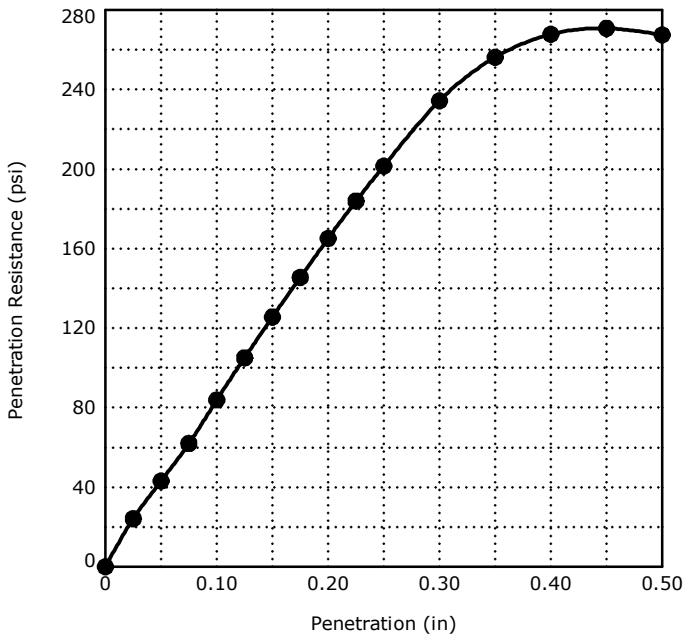

Sample No.	1
Sample Condition	Soaked
Compaction Method	ASTM 698A
Maximum Dry Density, (pcf)	112.8
Optimum Moisture Content, (%)	13.7
Dry Density before Soaking, (pcf)	107.81
Moisture Content, (%)	
After Compaction	14.0
Top 1" After Soaking	16.7
Surcharge, (lbs)	15.00
Swell, (%)	0.02
Bearing Ratio, (%)	8.0

Terracon
2108 Capital Dr, Ste 103
Wilmington, NC

Moisture-Density Relationship

ASTM D698-Method A

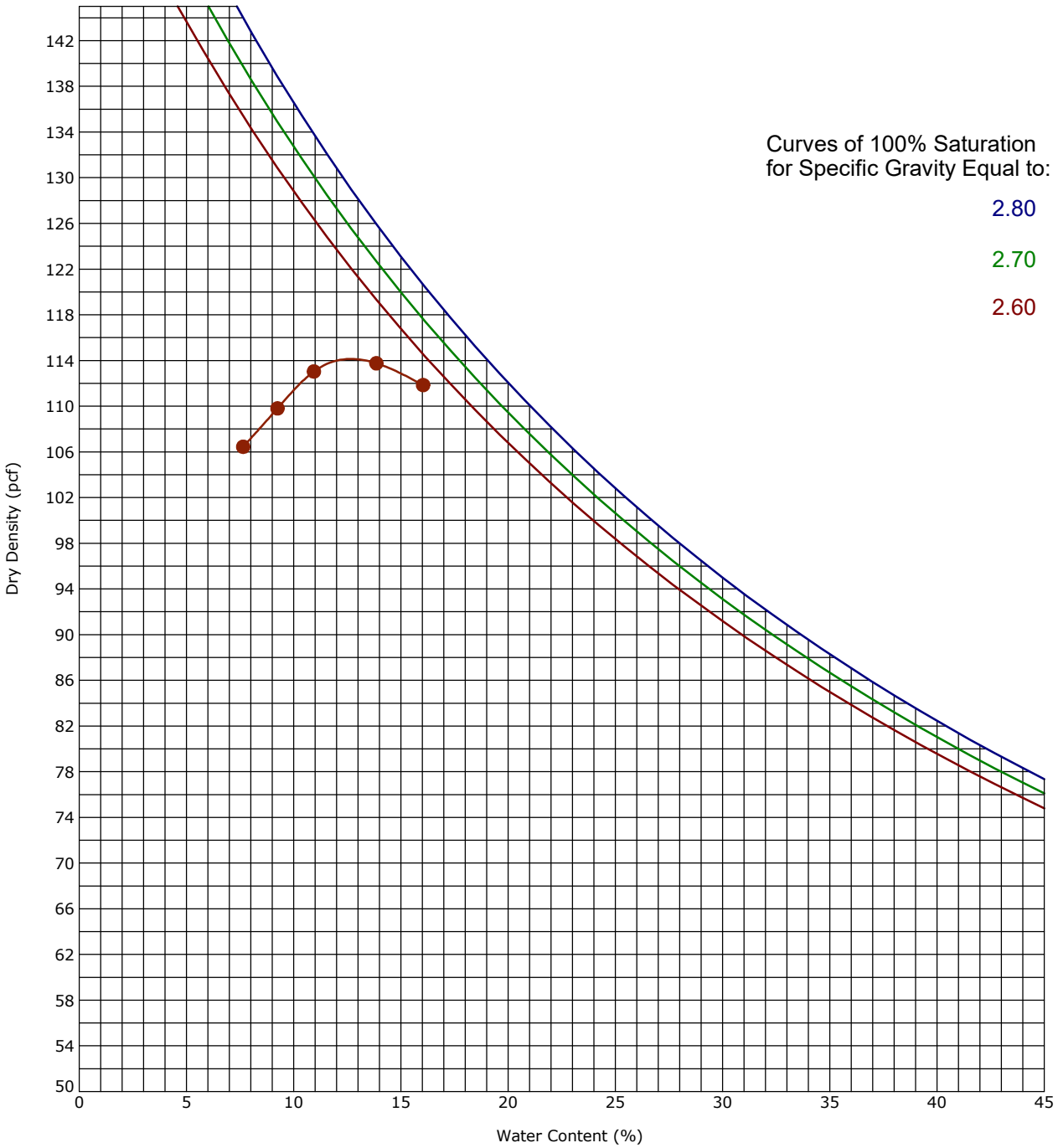

Boring ID	Depth (Ft)	Description of Materials
CP-P292-S2-SPT-07	1 - 3	CLAYEY SAND(SC)

Fines (%)	Fraction >4.75 mm size	LL	PL	PI	Test Method	Maximum Dry Density (pcf)	Optimum Water Content (%)
36	0.2	26	11	15	ASTM D698-Method A	114.1	12.6

Terracon
2108 Capital Dr, Ste 103
Wilmington, NC

California Bearing Ratio

ASTM D1883-07[2]

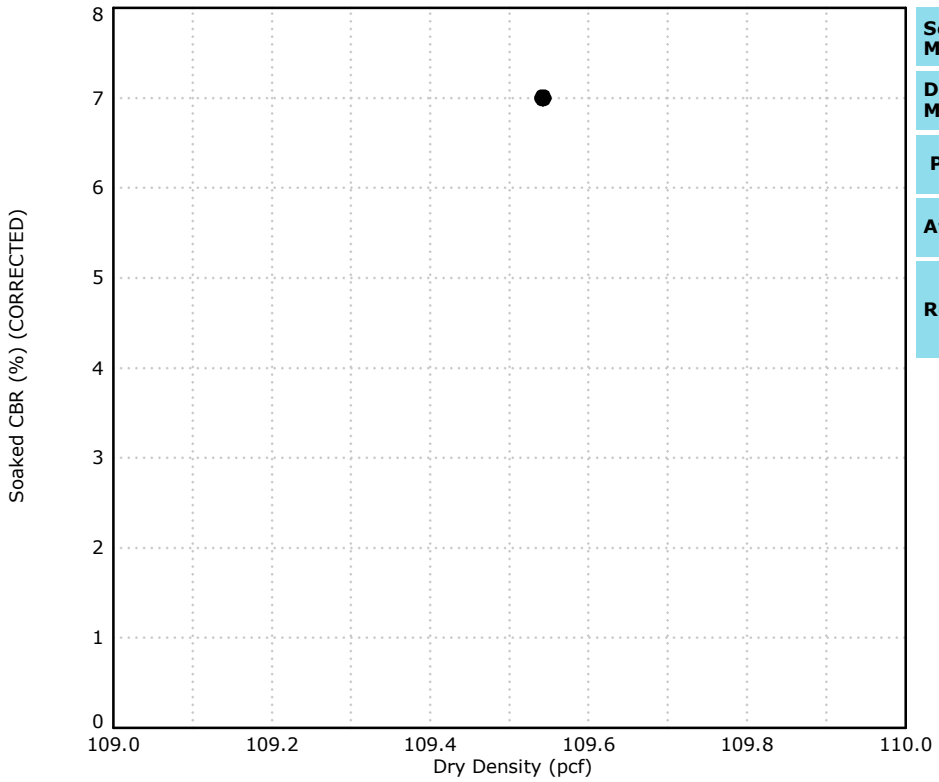

Source of Material	CP-P292-S2-SPT-07		
Description of Material	CLAYEY SAND(SC)		
Percent Fines	36.1		
Atterberg Limits	LL 26	PL 11	PI 15
Remarks:			

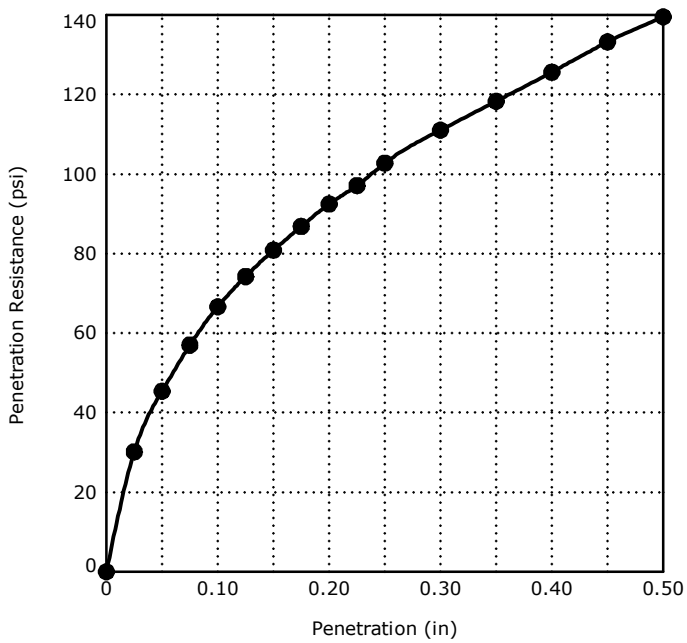

Sample No.	1
Sample Condition	Soaked
Compaction Method	ASTM 698A
Maximum Dry Density, (pcf)	114.1
Optimum Moisture Content, (%)	12.6
Dry Density before Soaking, (pcf)	109.54
Moisture Content, (%)	
After Compaction	14.1
Top 1" After Soaking	16.3
Surcharge, (lbs)	15.00
Swell, (%)	0.09
Bearing Ratio, (%)	7.0

Soil Corrosivity Testing

Three (3) composite soil samples were collected from and blended over a depth interval of 1 to 6 feet below existing grades for analysis regarding soil corrosiveness and aggressiveness potential. The sampling equipment was cleaned and decontaminated using non-phosphate industrial grade detergent and a distilled water rinse prior to collecting and compositing each sample. The resultant composite soil sample was placed in appropriately preserved certified clean glass containers, labeled, packed on ice and delivered to the contract laboratory under chain-of-custody protocol for analysis for the presence and concentrations of the analytes summarized in the table below.

Corrosivity Test Results Summary

Location	Units	CP-P292-S1-SPT-03	CP-P292-S2-SPT-03	CP-P292-S2-CPT-03	Test Method
Depth[1]	Feet (bgs)	1.0′ – 6.0′	1.0′ – 6.0′	1.0′ – 6.0′	--
Moisture	%	20.3	7.3	16.0	ASTM D2216
pH	Standard Units	6.1	4.9	6.1	ASTM G51
Oxidation/ Reduction Potential	RmV	226	267	224	AWWA 2589-B
Electrical Resistivity	Ω-cm	25,813	9,189	7,744	ASTM G57
Sulfide	mg/kg	Negative	Negative	Negative	ASTM A647 X1.6
Chloride	mg/kg	99.9	149.9	149.9	AASHTO T291A
Sulfate	mg/kg	163	317.9	100.5	AASHTO T290B
Total Salts	mg/kg	140	435	245	AWWA 2520 B

1. Referenced from the existing ground surface at the time of exploration

Soil And Groundwater Analytical Testing

Nine (9) collected composite soil samples and two (2) groundwater samples were submitted to the contract laboratory under chain of custody protocol for the following analyses:

- TAL Metals
- TCL Volatiles
- TCL Semi-volatiles
- PCBs
- Pesticides
- Herbicides
- TPH-DRO & GRO
- PFAS

The test results are provided in the following summary tables and reports.

SUMMARY OF COMPOSITE SOIL SAMPLE RESULTS

Analyte/ Test (Matrix)	Units	PSRG Residential	PSRG Commercial / Industrial	PSRG Protection of GW	CP-P292-S2-SPT-02 (Solid)	CP-P292-S2-SPT-04 (Solid)	CP-P292-S2-SPT-03 (Solid)	CP-P292-S2-SPT-06 (Solid)	CP-P292-S1-SPT-01 (Solid)	CP-P292-S1-SPT-03 (Solid)	CP-P292-S1-CPT-03 (Solid)	CP-P292-S1-SPT-03-D (Duplicate) (Solid)	CP-P292-S1-CPT-05 (Solid)	CP-P292-S1-SPT-07 (Solid)
PFDA	ng/g	0	0	NS	0.37	0.15	0.42	ND	ND	0.23	ND	0.46	ND	0.19
PFHpA	ng/g	NS	NS	NS	0.11	0.06	ND	ND	0.07	0.15	ND	0.15	ND	0.14
PFHxA	ng/g	6.3	82	0.02	0.11	0.08	0.09	ND	ND	ND	0.07	0.18	ND	0.16
PFNA	ng/g	0.04	0.49	0	0.12	ND	0.15	ND	ND	ND	ND	0.22	ND	ND
PFOS	ng/g	0.0013	0.016	0.000013	0.98	0.30	4.0	0.34	0.67	0.83	0.47	1.40	0.50	1.30
PFOA	ng/g	0.000019	0.000078	0.00000001	2.30	1.20	0.16	ND	0.19	0.57	0.11	0.52	0.28	0.43
PFDS	ng/g	NS	NS	NS	ND	ND	0.12	ND	ND	ND	ND	0.05	ND	0.12
PFDoA	ng/g	NS	NS	NS	ND	ND	0.21	ND	ND	ND	ND	0.19	ND	0.14
PFHxS	ng/g	0.25	3.3	0.000085	ND	ND	ND	ND	0.18	0.09	ND	0.09	0.34	0.10
PFPeA	ng/g	NS	NS	NS	ND	ND	ND	ND	ND	ND	ND	0.21	ND	0.21
Total Solids	%	-	-	-	88.60	88.60	92.0	85.30	87.90	79.50	86.20	86.20	83.50	88.0
TPH (GC/FID) Low Fraction	mg/kg	NS	NS	NS	6.13	10.10	3.99	6.47	4.34	5.23	4.53	4.50	4.80	4.32
TPH (GC/FID) High Fraction	mg/kg	NS	NS	NS	7.96	8.28	5.29	5.54	11.0	2.83	7.61	16.0	47.90	19.10
Initial pH	su	-	-	-	8.82	8.62	6.58	5.66	6.58	8.12	7.27	7.53	4.70	8.31
Final pH	su	-	-	-	5.63	5.74	5.05	5.60	5.44	5.14	5.25	5.53	5.04	5.52
Arsenic	mg/kg	0.68	3	5.8	ND	ND	0.24	ND	ND	ND	ND	ND	ND	ND
Barium	mg/kg	3100	47000	580	0.32	0.30	0.13	0.25	0.31	0.26	ND	0.29	0.15	0.19

Groundwater Sample Analytical Results Summary - Detections Only

Analyte/Test	Units	NCDEQ 2L	Concentration	
			CP-P292-S2-SPT-04	CP-P292-S1-SPT-04
Aluminum	mg/L	NS	ND	4170
Barium	mg/L	0.7	16.9	68.6
Beryllium	mg/L	4	ND	0.893
Calcium	mg/L	NS	7890	29200
Chromium	mg/L	10	ND	5.48
Cobalt	mg/L	1	3.82	9.05
Copper	mg/L	1	ND	2.95
Iron	mg/L	0.3	102	6430
Lead	mg/L	15	ND	5.7
Magnesium	mg/L	NS	724	5110
Manganese	mg/L	0.05	23.4	207
Nickel	mg/L	100	4.03	14.1
Potassium	mg/L	NS	1060	2580
Sodium	mg/L	NS	26900	7640
Zinc	mg/L	1	74.5	27.2
Phenol	mg/L	30	1.31	3.76
Chloroform	mg/L	70	ND	1.28
TPH (GC/FID) High Fraction	mg/L	NS	ND	61.6

Groundwater Sample PFAS Analytical Results Summary - Detections Only

Analyte/Test	Units	Emerging DoN Guidance	NCDEQ IMAC	Concentration		
		ppt	ng/L	CP-P292-S2-SPT-04	CP-P292-S1-SPT-04	CP-GW-FIELD BLANK
trifluoromethylsulfonyl	ng/L = ppt	4	2000	0.79	ND	ND
8:2FTS	ng/L = ppt	4	14	8.3	ND	ND
6:2FTS	ng/L = ppt	4	NS	12	ND	ND
PFBS	ng/L = ppt	4	2000	49	ND	ND
PFBA	ng/L = ppt	4	7000	50	6.1	ND
PFDA	ng/L = ppt	4	NS	0.43	ND	ND
PFHpS	ng/L = ppt	4	10	8.5	3.5	ND
PFHpA	ng/L = ppt	4	NS	43	3.7	ND
PFHxS	ng/L = ppt	4	10	350	11	ND
PFHxA	ng/L = ppt	4	4000	140	3.3	ND
PFNA	ng/L = ppt	4	10	4.9	ND	ND
PFOSA	ng/L = ppt	4	NS	1.4	ND	ND
PFOS	ng/L = ppt	4	0.7	430	250	0.52
PFOA	ng/L = ppt	4	0.001	140	21	ND
PFPeS	ng/L = ppt	4	NS	24	ND	ND
PFPeA	ng/L = ppt	4	NS	110	2.7	ND
PFPrA	ng/L = ppt	4	NS	34	ND	240

ANALYTICAL REPORT

January 14, 2026

1 Cp
2 Tc
3 Ss
4 Cn
5 Sr
6 Qc
7 Gl
8 Al
9 Sc

Terracon - Wilmington, NC

Sample Delivery Group:	L1933565
Samples Received:	01/08/2026
Project Number:	K625P194
Description:	MCAS Cherry Point
Site:	MCAS CP
Report To:	Danielle Foster 2108 Capital Drive Suite 103 Wilmington, NC 28405

Entire Report Reviewed By:

Heather J Wagner
Project Manager

Results relate only to the items tested or calibrated and are reported as rounded values. This test report shall not be reproduced, except in full, without written approval of the laboratory. Where applicable, sampling conducted by Pace Analytical National is performed per guidance provided in laboratory standard operating procedures ENV-SOP-MTJL-0067 and ENV-SOP-MTJL-0068. Where sampling conducted by the customer, results relate to the accuracy of the information provided, and as the samples are received.

Pace Analytical National
12065 Lebanon Rd Mount Juliet, TN 37122 615-758-5858 800-767-5859 mydata.pacelabs.com

TABLE OF CONTENTS

Cp: Cover Page 1

Tc: Table of Contents 2

Ss: Sample Summary 3

Cn: Case Narrative 5

Sr: Sample Results 6

- CP-P292-S1-CPT-05 L1933565-01 6
- CP-P292-S1-CPT-05 L1933565-02 7
- CP-P292-S2-SPT-03 L1933565-03 9
- CP-P292-S2-SPT-03 L1933565-04 10
- CP-P292-S2-SPT-06 L1933565-05 12
- CP-P292-S2-SPT-06 L1933565-06 13

Qc: Quality Control Summary 15

- Total Solids by Method 2540 G-2011 15
- Mercury by Method 7470A 16
- Metals (ICP) by Method 6010D 17
- Volatile Organic Compounds (GC) by Method 8015C 18
- Volatile Organic Compounds (GC/MS) by Method 8260D 20
- Semi-Volatile Organic Compounds (GC) by Method 8015C 22
- Chlorinated Acid Herbicides (GC) by Method 8151A 23
- Pesticides (GC) by Method 8081 24
- Polychlorinated Biphenyls (GC) by Method 8082 26
- Semi Volatile Organic Compounds (GC/MS) by Method 8270E 27

Gl: Glossary of Terms 29

Al: Accreditations & Locations 31

Sc: Sample Chain of Custody 32

CP-P292-S1-CPT-05 L1933565-01

Collected by: Baylee Kurtz | Collected date/time: 01/05/26 14:45 | Received date/time: 01/08/26 09:00

Method	Batch	Dilution	Preparation date/time	Analysis date/time	Analyst	Location
Total Solids by Method 2540 G-2011	WG2671782	1	01/09/26 08:37	01/09/26 08:47	CMB	Mt. Juliet, TN
Volatile Organic Compounds (GC) by Method 8015C	WG2672376	25	01/05/26 14:45	01/10/26 07:51	AEB	Mt. Juliet, TN
Semi-Volatile Organic Compounds (GC) by Method 8015C	WG2671722	20	01/09/26 14:48	01/10/26 20:02	PS	Mt. Juliet, TN

CP-P292-S1-CPT-05 L1933565-02

Collected by: Baylee Kurtz | Collected date/time: 01/05/26 14:45 | Received date/time: 01/08/26 09:00

Method	Batch	Dilution	Preparation date/time	Analysis date/time	Analyst	Location
Preparation by Method 1311	WG2671396	1	01/10/26 07:07	01/10/26 07:07	PNK	Mt. Juliet, TN
Preparation by Method 1311	WG2671425	1	01/08/26 15:11	01/08/26 15:11	PNK	Mt. Juliet, TN
Mercury by Method 7470A	WG2672060	1	01/09/26 12:00	01/10/26 11:43	SDG	Mt. Juliet, TN
Metals (ICP) by Method 6010D	WG2672700	1	01/11/26 18:35	01/12/26 01:50	MAP	Mt. Juliet, TN
Volatile Organic Compounds (GC/MS) by Method 8260D	WG2672942	1	01/11/26 11:26	01/11/26 11:26	DWR	Mt. Juliet, TN
Chlorinated Acid Herbicides (GC) by Method 8151A	WG2672840	1	01/11/26 07:20	01/12/26 12:38	HLA	Mt. Juliet, TN
Pesticides (GC) by Method 8081	WG2672899	1	01/12/26 07:45	01/12/26 15:59	IKH	Mt. Juliet, TN
Pesticides (GC) by Method 8081	WG2672899	1	01/12/26 07:45	01/13/26 17:07	MEW	Mt. Juliet, TN
Polychlorinated Biphenyls (GC) by Method 8082	WG2672899	1	01/12/26 07:45	01/13/26 17:07	MEW	Mt. Juliet, TN
Semi Volatile Organic Compounds (GC/MS) by Method 8270E	WG2673353	1	01/13/26 08:08	01/13/26 19:47	JRM	Mt. Juliet, TN

CP-P292-S2-SPT-03 L1933565-03

Collected by: Baylee Kurtz | Collected date/time: 01/05/26 15:45 | Received date/time: 01/08/26 09:00

Method	Batch	Dilution	Preparation date/time	Analysis date/time	Analyst	Location
Total Solids by Method 2540 G-2011	WG2671782	1	01/09/26 08:37	01/09/26 08:47	CMB	Mt. Juliet, TN
Volatile Organic Compounds (GC) by Method 8015C	WG2672376	25	01/05/26 15:45	01/10/26 08:13	AEB	Mt. Juliet, TN
Semi-Volatile Organic Compounds (GC) by Method 8015C	WG2671722	1	01/09/26 14:48	01/12/26 23:37	DMD	Mt. Juliet, TN

CP-P292-S2-SPT-03 L1933565-04

Collected by: Baylee Kurtz | Collected date/time: 01/05/26 15:45 | Received date/time: 01/08/26 09:00

Method	Batch	Dilution	Preparation date/time	Analysis date/time	Analyst	Location
Preparation by Method 1311	WG2671396	1	01/10/26 07:07	01/10/26 07:07	PNK	Mt. Juliet, TN
Preparation by Method 1311	WG2671425	1	01/08/26 15:11	01/08/26 15:11	PNK	Mt. Juliet, TN
Mercury by Method 7470A	WG2672060	1	01/09/26 12:00	01/10/26 11:56	SDG	Mt. Juliet, TN
Metals (ICP) by Method 6010D	WG2672700	1	01/11/26 18:35	01/12/26 01:53	MAP	Mt. Juliet, TN
Volatile Organic Compounds (GC/MS) by Method 8260D	WG2672942	1	01/11/26 11:47	01/11/26 11:47	DWR	Mt. Juliet, TN
Chlorinated Acid Herbicides (GC) by Method 8151A	WG2672840	1	01/11/26 07:20	01/12/26 12:49	HLA	Mt. Juliet, TN
Pesticides (GC) by Method 8081	WG2672899	1	01/12/26 07:45	01/12/26 16:49	IKH	Mt. Juliet, TN
Pesticides (GC) by Method 8081	WG2672899	1	01/12/26 07:45	01/13/26 17:58	MEW	Mt. Juliet, TN
Polychlorinated Biphenyls (GC) by Method 8082	WG2672899	1	01/12/26 07:45	01/13/26 17:58	MEW	Mt. Juliet, TN
Semi Volatile Organic Compounds (GC/MS) by Method 8270E	WG2673353	1	01/13/26 08:08	01/13/26 20:08	JRM	Mt. Juliet, TN

CP-P292-S2-SPT-06 L1933565-05

Collected by: Baylee Kurtz | Collected date/time: 01/05/26 15:30 | Received date/time: 01/08/26 09:00

Method	Batch	Dilution	Preparation date/time	Analysis date/time	Analyst	Location
Total Solids by Method 2540 G-2011	WG2671782	1	01/09/26 08:37	01/09/26 08:47	CMB	Mt. Juliet, TN
Volatile Organic Compounds (GC) by Method 8015C	WG2672729	30	01/05/26 15:30	01/11/26 00:56	GMV	Mt. Juliet, TN
Semi-Volatile Organic Compounds (GC) by Method 8015C	WG2671722	5	01/09/26 14:48	01/10/26 19:12	PS	Mt. Juliet, TN

CP-P292-S2-SPT-06 L1933565-06

Collected by	Collected date/time	Received date/time
Baylee Kurtz	01/05/26 15:30	01/08/26 09:00

Method	Batch	Dilution	Preparation date/time	Analysis date/time	Analyst	Location
Preparation by Method 1311	WG2671396	1	01/10/26 07:07	01/10/26 07:07	PNK	Mt. Juliet, TN
Preparation by Method 1311	WG2671425	1	01/08/26 15:11	01/08/26 15:11	PNK	Mt. Juliet, TN
Mercury by Method 7470A	WG2672060	1	01/09/26 12:00	01/10/26 11:58	SDG	Mt. Juliet, TN
Metals (ICP) by Method 6010D	WG2672700	1	01/11/26 18:35	01/12/26 00:52	MAP	Mt. Juliet, TN
Volatile Organic Compounds (GC/MS) by Method 8260D	WG2672942	1	01/11/26 12:06	01/11/26 12:06	DWR	Mt. Juliet, TN
Chlorinated Acid Herbicides (GC) by Method 8151A	WG2672840	1	01/11/26 07:20	01/12/26 12:59	HLA	Mt. Juliet, TN
Pesticides (GC) by Method 8081	WG2672899	1	01/12/26 07:45	01/12/26 16:59	IKH	Mt. Juliet, TN
Pesticides (GC) by Method 8081	WG2672899	1	01/12/26 07:45	01/13/26 18:08	MEW	Mt. Juliet, TN
Polychlorinated Biphenyls (GC) by Method 8082	WG2672899	1	01/12/26 07:45	01/13/26 18:08	MEW	Mt. Juliet, TN
Semi Volatile Organic Compounds (GC/MS) by Method 8270E	WG2673353	1	01/13/26 08:08	01/13/26 20:29	JRM	Mt. Juliet, TN

All sample aliquots were received at the correct temperature, in the proper containers, with the appropriate preservatives, and within method specified holding times, unless qualified or notated within the report. Where applicable, all MDL (LOD) and RDL (LOQ) values reported for environmental samples have been corrected for the dilution factor used in the analysis. All Method and Batch Quality Control are within established criteria except where addressed in this case narrative, a non-conformance form or properly qualified within the sample results. By my digital signature below, I affirm to the best of my knowledge, all problems/anomalies observed by the laboratory as having the potential to affect the quality of the data have been identified by the laboratory, and no information or data have been knowingly withheld that would affect the quality of the data.

Heather J Wagner
Project Manager

Total Solids by Method 2540 G-2011

Analyte	Result %	Qualifier	Dilution	Analysis date / time	Batch
Total Solids	83.5		1	01/09/2026 08:47	WG2671782

Volatile Organic Compounds (GC) by Method 8015C

Analyte	CAS #	Result (dry) mg/kg	Qualifier	DL (dry) mg/kg	LOD (dry) mg/kg	LOQ (dry) mg/kg	Dilution	Analysis date / time	Batch
TPH (GC/FID) Low Fraction	8006-61-9	4.80	U	2.84	4.80	5.33	25	01/10/2026 07:51	WG2672376
(S) a,a,a-Trifluorotoluene(FID)	*98-08-8*	*98.4*				*59.0-128*		*01/10/2026 07:51*	WG2672376

Semi-Volatile Organic Compounds (GC) by Method 8015C

Analyte	CAS #	Result (dry) mg/kg	Qualifier	DL (dry) mg/kg	LOD (dry) mg/kg	LOQ (dry) mg/kg	Dilution	Analysis date / time	Batch
TPH (GC/FID) High Fraction	68334-30-5	47.9	U	18.5	47.9	95.8	20	01/10/2026 20:02	WG2671722
(S) o-Terphenyl	*84-15-1*	*57.6*	J7			*18.0-148*		*01/10/2026 20:02*	WG2671722

Sample Narrative:

L1933565-01 WG2671722: Cannot run at lower dilution due to viscosity of extract.

Preparation by Method 1311

Analyte	Result	Qualifier	Prep date / time	Batch
TCLP Extraction	-		1/8/2026 3:11:15 PM	WG2671425
TCLP ZHE Extraction	-		1/10/2026 7:07:55 AM	WG2671396
Initial pH	4.70		1/8/2026 3:11:15 PM	WG2671425
Final pH	5.04		1/8/2026 3:11:15 PM	WG2671425

Mercury by Method 7470A

Analyte	Result mg/l	Qualifier	LOQ mg/l	Limit mg/l	Dilution	Analysis date / time	Batch
Mercury	ND		0.0100	0.20	1	01/10/2026 11:43	WG2672060

Metals (ICP) by Method 6010D

Analyte	Result mg/l	Qualifier	LOQ mg/l	Limit mg/l	Dilution	Analysis date / time	Batch
Arsenic	ND		0.100	5	1	01/12/2026 01:50	WG2672700
Barium	0.148		0.100	100	1	01/12/2026 01:50	WG2672700
Cadmium	ND		0.100	1	1	01/12/2026 01:50	WG2672700
Chromium	ND		0.100	5	1	01/12/2026 01:50	WG2672700
Lead	ND		0.100	5	1	01/12/2026 01:50	WG2672700
Selenium	ND		0.100	1	1	01/12/2026 01:50	WG2672700
Silver	ND		0.100	5	1	01/12/2026 01:50	WG2672700

Volatile Organic Compounds (GC/MS) by Method 8260D

Analyte	Result mg/l	Qualifier	LOQ mg/l	Limit mg/l	Dilution	Analysis date / time	Batch
Benzene	ND		0.0500	0.50	1	01/11/2026 11:26	WG2672942
Carbon tetrachloride	ND		0.0500	0.50	1	01/11/2026 11:26	WG2672942
Chlorobenzene	ND		0.0500	100	1	01/11/2026 11:26	WG2672942
Chloroform	ND	J3	0.250	6	1	01/11/2026 11:26	WG2672942
1,2-Dichloroethane	ND		0.0500	0.50	1	01/11/2026 11:26	WG2672942
1,1-Dichloroethene	ND		0.0500	0.70	1	01/11/2026 11:26	WG2672942
2-Butanone (MEK)	ND	J3	0.500	200	1	01/11/2026 11:26	WG2672942
Tetrachloroethene	ND		0.0500	0.70	1	01/11/2026 11:26	WG2672942
Trichloroethene	ND		0.0500	0.50	1	01/11/2026 11:26	WG2672942
Vinyl chloride	ND		0.0500	0.20	1	01/11/2026 11:26	WG2672942
(S) Toluene-d8	*98.8*		*89.0-112*			*01/11/2026 11:26*	WG2672942
(S) 4-Bromofluorobenzene	*103*		*85.0-114*			*01/11/2026 11:26*	WG2672942
(S) 1,2-Dichloroethane-d4	*96.2*		*81.0-118*			*01/11/2026 11:26*	WG2672942

Chlorinated Acid Herbicides (GC) by Method 8151A

Analyte	Result mg/l	Qualifier	LOQ mg/l	Limit mg/l	Dilution	Analysis date / time	Batch
2,4,5-TP (Silvex)	ND		0.00200	1	1	01/12/2026 12:38	WG2672840
2,4-D	ND		0.00200	10	1	01/12/2026 12:38	WG2672840
(S) 2,4-Dichlorophenyl Acetic Acid	*82.8*		*32.0-138*			*01/12/2026 12:38*	WG2672840

Pesticides (GC) by Method 8081

Analyte	Result mg/l	Qualifier	LOQ mg/l	Limit mg/l	Dilution	Analysis date / time	Batch
Chlordane	ND		0.00500	0.03	1	01/12/2026 15:59	WG2672899
Endrin	ND		0.00500	0.02	1	01/12/2026 15:59	WG2672899
Heptachlor	ND		0.00500	0.0080	1	01/12/2026 15:59	WG2672899
Lindane	ND		0.00500	0.40	1	01/12/2026 15:59	WG2672899
Methoxychlor	ND		0.00500	10	1	01/13/2026 17:07	WG2672899

Pesticides (GC) by Method 8081

Analyte	Result mg/l	Qualifier	LOQ mg/l	Limit mg/l	Dilution	Analysis date / time	Batch
Toxaphene	ND		0.0100	0.50	1	01/12/2026 15:59	WG2672899
(S) Decachlorobiphenyl	*90.7*		*10.0-145*			*01/12/2026 15:59*	WG2672899
(S) Decachlorobiphenyl	*93.8*		*10.0-145*			*01/13/2026 17:07*	WG2672899
(S) Tetrachloro-m-xylene	*80.9*		*44.0-124*			*01/13/2026 17:07*	WG2672899
(S) Tetrachloro-m-xylene	*83.1*		*44.0-124*			*01/12/2026 15:59*	WG2672899

Polychlorinated Biphenyls (GC) by Method 8082

Analyte	Result mg/l	Qualifier	LOQ mg/l	Limit mg/l	Dilution	Analysis date / time	Batch
PCB 1016	ND		0.000500	50	1	01/13/2026 17:07	WG2672899
PCB 1221	ND		0.000500	50	1	01/13/2026 17:07	WG2672899
PCB 1232	ND		0.000500	50	1	01/13/2026 17:07	WG2672899
PCB 1242	ND		0.000500	50	1	01/13/2026 17:07	WG2672899
PCB 1248	ND		0.000500	50	1	01/13/2026 17:07	WG2672899
PCB 1254	ND		0.000500	50	1	01/13/2026 17:07	WG2672899
PCB 1260	ND		0.000500	50	1	01/13/2026 17:07	WG2672899
(S) Decachlorobiphenyl	*88.9*		*10.0-145*			*01/13/2026 17:07*	WG2672899
(S) Tetrachloro-m-xylene	*85.0*		*44.0-124*			*01/13/2026 17:07*	WG2672899

Semi Volatile Organic Compounds (GC/MS) by Method 8270E

Analyte	Result mg/l	Qualifier	LOQ mg/l	Limit mg/l	Dilution	Analysis date / time	Batch
1,4-Dichlorobenzene	ND		0.100	7.50	1	01/13/2026 19:47	WG2673353
2,4-Dinitrotoluene	ND		0.100	0.13	1	01/13/2026 19:47	WG2673353
Hexachlorobenzene	ND		0.100	0.13	1	01/13/2026 19:47	WG2673353
Hexachloro-1,3-butadiene	ND		0.100	0.50	1	01/13/2026 19:47	WG2673353
Hexachloroethane	ND		0.100	3	1	01/13/2026 19:47	WG2673353
Nitrobenzene	ND		0.100	2	1	01/13/2026 19:47	WG2673353
Pyridine	ND		0.100	5	1	01/13/2026 19:47	WG2673353
3&4-Methyl Phenol	ND		0.100	400	1	01/13/2026 19:47	WG2673353
2-Methylphenol	ND		0.100	200	1	01/13/2026 19:47	WG2673353
Pentachlorophenol	ND		0.100	100	1	01/13/2026 19:47	WG2673353
2,4,5-Trichlorophenol	ND		0.100	400	1	01/13/2026 19:47	WG2673353
2,4,6-Trichlorophenol	ND		0.100	2	1	01/13/2026 19:47	WG2673353
(S) 2-Fluorophenol	*29.3*		*19.0-119*			*01/13/2026 19:47*	WG2673353
(S) Phenol-d5	*19.7*		*10.0-120*			*01/13/2026 19:47*	WG2673353
(S) Nitrobenzene-d5	*52.2*		*44.0-120*			*01/13/2026 19:47*	WG2673353
(S) 2-Fluorobiphenyl	*55.3*		*44.0-119*			*01/13/2026 19:47*	WG2673353
(S) 2,4,6-Tribromophenol	*62.0*		*43.0-140*			*01/13/2026 19:47*	WG2673353
(S) p-Terphenyl-d14	*84.4*		*50.0-134*			*01/13/2026 19:47*	WG2673353

Total Solids by Method 2540 G-2011

Analyte	Result %	Qualifier	Dilution	Analysis date / time	Batch
Total Solids	92.0		1	01/09/2026 08:47	WG2671782

Volatile Organic Compounds (GC) by Method 8015C

Analyte	CAS #	Result (dry) mg/kg	Qualifier	DL (dry) mg/kg	LOD (dry) mg/kg	LOQ (dry) mg/kg	Dilution	Analysis date / time	Batch
TPH (GC/FID) Low Fraction	8006-61-9	3.99	U	2.36	3.99	4.43	25	01/10/2026 08:13	WG2672376
(S) a,a,a-Trifluorotoluene(FID)	*98-08-8*	*99.0*				*59.0-128*		*01/10/2026 08:13*	WG2672376

Semi-Volatile Organic Compounds (GC) by Method 8015C

Analyte	CAS #	Result (dry) mg/kg	Qualifier	DL (dry) mg/kg	LOD (dry) mg/kg	LOQ (dry) mg/kg	Dilution	Analysis date / time	Batch
TPH (GC/FID) High Fraction	68334-30-5	5.29	B	0.836	2.17	4.35	1	01/12/2026 23:37	WG2671722
(S) o-Terphenyl	*84-15-1*	*61.5*				*18.0-148*		*01/12/2026 23:37*	WG2671722

Preparation by Method 1311

Analyte	Result	Qualifier	Prep date / time	Batch
TCLP Extraction	-		1/8/2026 3:11:15 PM	WG2671425
TCLP ZHE Extraction	-		1/10/2026 7:07:55 AM	WG2671396
Initial pH	6.58		1/8/2026 3:11:15 PM	WG2671425
Final pH	5.05		1/8/2026 3:11:15 PM	WG2671425

Mercury by Method 7470A

Analyte	Result mg/l	Qualifier	LOQ mg/l	Limit mg/l	Dilution	Analysis date / time	Batch
Mercury	ND		0.0100	0.20	1	01/10/2026 11:56	WG2672060

Metals (ICP) by Method 6010D

Analyte	Result mg/l	Qualifier	LOQ mg/l	Limit mg/l	Dilution	Analysis date / time	Batch
Arsenic	0.242		0.100	5	1	01/12/2026 01:53	WG2672700
Barium	0.133		0.100	100	1	01/12/2026 01:53	WG2672700
Cadmium	ND		0.100	1	1	01/12/2026 01:53	WG2672700
Chromium	ND		0.100	5	1	01/12/2026 01:53	WG2672700
Lead	ND		0.100	5	1	01/12/2026 01:53	WG2672700
Selenium	ND		0.100	1	1	01/12/2026 01:53	WG2672700
Silver	ND		0.100	5	1	01/12/2026 01:53	WG2672700

Volatile Organic Compounds (GC/MS) by Method 8260D

Analyte	Result mg/l	Qualifier	LOQ mg/l	Limit mg/l	Dilution	Analysis date / time	Batch
Benzene	ND		0.0500	0.50	1	01/11/2026 11:47	WG2672942
Carbon tetrachloride	ND		0.0500	0.50	1	01/11/2026 11:47	WG2672942
Chlorobenzene	ND		0.0500	100	1	01/11/2026 11:47	WG2672942
Chloroform	ND	J3	0.250	6	1	01/11/2026 11:47	WG2672942
1,2-Dichloroethane	ND		0.0500	0.50	1	01/11/2026 11:47	WG2672942
1,1-Dichloroethene	ND		0.0500	0.70	1	01/11/2026 11:47	WG2672942
2-Butanone (MEK)	ND	J3	0.500	200	1	01/11/2026 11:47	WG2672942
Tetrachloroethene	ND		0.0500	0.70	1	01/11/2026 11:47	WG2672942
Trichloroethene	ND		0.0500	0.50	1	01/11/2026 11:47	WG2672942
Vinyl chloride	ND		0.0500	0.20	1	01/11/2026 11:47	WG2672942
(S) Toluene-d8	*99.7*		*89.0-112*			*01/11/2026 11:47*	WG2672942
(S) 4-Bromofluorobenzene	*102*		*85.0-114*			*01/11/2026 11:47*	WG2672942
(S) 1,2-Dichloroethane-d4	*94.9*		*81.0-118*			*01/11/2026 11:47*	WG2672942

Chlorinated Acid Herbicides (GC) by Method 8151A

Analyte	Result mg/l	Qualifier	LOQ mg/l	Limit mg/l	Dilution	Analysis date / time	Batch
2,4,5-TP (Silvex)	ND		0.00200	1	1	01/12/2026 12:49	WG2672840
2,4-D	ND		0.00200	10	1	01/12/2026 12:49	WG2672840
(S) 2,4-Dichlorophenyl Acetic Acid	*86.0*		*32.0-138*			*01/12/2026 12:49*	WG2672840

Pesticides (GC) by Method 8081

Analyte	Result mg/l	Qualifier	LOQ mg/l	Limit mg/l	Dilution	Analysis date / time	Batch
Chlordane	ND		0.00500	0.03	1	01/12/2026 16:49	WG2672899
Endrin	ND		0.00500	0.02	1	01/12/2026 16:49	WG2672899
Heptachlor	ND		0.00500	0.0080	1	01/12/2026 16:49	WG2672899
Lindane	ND		0.00500	0.40	1	01/12/2026 16:49	WG2672899
Methoxychlor	ND		0.00500	10	1	01/13/2026 17:58	WG2672899

Pesticides (GC) by Method 8081

Analyte	Result mg/l	Qualifier	LOQ mg/l	Limit mg/l	Dilution	Analysis date / time	Batch
Toxaphene	ND		0.0100	0.50	1	01/12/2026 16:49	WG2672899
(S) Decachlorobiphenyl	*101*		*10.0-145*			*01/13/2026 17:58*	WG2672899
(S) Decachlorobiphenyl	*105*		*10.0-145*			*01/12/2026 16:49*	WG2672899
(S) Tetrachloro-m-xylene	*81.3*		*44.0-124*			*01/13/2026 17:58*	WG2672899
(S) Tetrachloro-m-xylene	*83.1*		*44.0-124*			*01/12/2026 16:49*	WG2672899

Polychlorinated Biphenyls (GC) by Method 8082

Analyte	Result mg/l	Qualifier	LOQ mg/l	Limit mg/l	Dilution	Analysis date / time	Batch
PCB 1016	ND		0.000500	50	1	01/13/2026 17:58	WG2672899
PCB 1221	ND		0.000500	50	1	01/13/2026 17:58	WG2672899
PCB 1232	ND		0.000500	50	1	01/13/2026 17:58	WG2672899
PCB 1242	ND		0.000500	50	1	01/13/2026 17:58	WG2672899
PCB 1248	ND		0.000500	50	1	01/13/2026 17:58	WG2672899
PCB 1254	ND		0.000500	50	1	01/13/2026 17:58	WG2672899
PCB 1260	ND		0.000500	50	1	01/13/2026 17:58	WG2672899
(S) Decachlorobiphenyl	*105*		*10.0-145*			*01/13/2026 17:58*	WG2672899
(S) Tetrachloro-m-xylene	*87.0*		*44.0-124*			*01/13/2026 17:58*	WG2672899

Semi Volatile Organic Compounds (GC/MS) by Method 8270E

Analyte	Result mg/l	Qualifier	LOQ mg/l	Limit mg/l	Dilution	Analysis date / time	Batch
1,4-Dichlorobenzene	ND		0.100	7.50	1	01/13/2026 20:08	WG2673353
2,4-Dinitrotoluene	ND		0.100	0.13	1	01/13/2026 20:08	WG2673353
Hexachlorobenzene	ND		0.100	0.13	1	01/13/2026 20:08	WG2673353
Hexachloro-1,3-butadiene	ND		0.100	0.50	1	01/13/2026 20:08	WG2673353
Hexachloroethane	ND		0.100	3	1	01/13/2026 20:08	WG2673353
Nitrobenzene	ND		0.100	2	1	01/13/2026 20:08	WG2673353
Pyridine	ND		0.100	5	1	01/13/2026 20:08	WG2673353
3&4-Methyl Phenol	ND		0.100	400	1	01/13/2026 20:08	WG2673353
2-Methylphenol	ND		0.100	200	1	01/13/2026 20:08	WG2673353
Pentachlorophenol	ND		0.100	100	1	01/13/2026 20:08	WG2673353
2,4,5-Trichlorophenol	ND		0.100	400	1	01/13/2026 20:08	WG2673353
2,4,6-Trichlorophenol	ND		0.100	2	1	01/13/2026 20:08	WG2673353
(S) 2-Fluorophenol	*34.3*		*19.0-119*			*01/13/2026 20:08*	WG2673353
(S) Phenol-d5	*22.7*		*10.0-120*			*01/13/2026 20:08*	WG2673353
(S) Nitrobenzene-d5	*65.7*		*44.0-120*			*01/13/2026 20:08*	WG2673353
(S) 2-Fluorobiphenyl	*70.6*		*44.0-119*			*01/13/2026 20:08*	WG2673353
(S) 2,4,6-Tribromophenol	*74.0*		*43.0-140*			*01/13/2026 20:08*	WG2673353
(S) p-Terphenyl-d14	*95.9*		*50.0-134*			*01/13/2026 20:08*	WG2673353

Total Solids by Method 2540 G-2011

Analyte	Result %	Qualifier	Dilution	Analysis date / time	Batch
Total Solids	85.3		1	01/09/2026 08:47	WG2671782

Volatile Organic Compounds (GC) by Method 8015C

Analyte	CAS #	Result (dry) mg/kg	Qualifier	DL (dry) mg/kg	LOD (dry) mg/kg	LOQ (dry) mg/kg	Dilution	Analysis date / time	Batch
TPH (GC/FID) Low Fraction	8006-61-9	6.47		3.16	5.33	5.93	30	01/11/2026 00:56	WG2672729
(S) a,a,a-Trifluorotoluene(FID)	*98-08-8*	*101*				*59.0-128*		*01/11/2026 00:56*	WG2672729

Semi-Volatile Organic Compounds (GC) by Method 8015C

Analyte	CAS #	Result (dry) mg/kg	Qualifier	DL (dry) mg/kg	LOD (dry) mg/kg	LOQ (dry) mg/kg	Dilution	Analysis date / time	Batch
TPH (GC/FID) High Fraction	68334-30-5	5.54	B J	4.52	11.7	23.5	5	01/10/2026 19:12	WG2671722
(S) o-Terphenyl	*84-15-1*	*48.3*				*18.0-148*		*01/10/2026 19:12*	WG2671722

Sample Narrative:

L1933565-05 WG2671722: Cannot run at lower dilution due to viscosity of extract.

Preparation by Method 1311

Analyte	Result	Qualifier	Prep date / time	Batch
TCLP Extraction	-		1/8/2026 3:11:15 PM	WG2671425
TCLP ZHE Extraction	-		1/10/2026 7:07:55 AM	WG2671396
Initial pH	5.66		1/8/2026 3:11:15 PM	WG2671425
Final pH	5.60		1/8/2026 3:11:15 PM	WG2671425

Mercury by Method 7470A

Analyte	Result mg/l	Qualifier	LOQ mg/l	Limit mg/l	Dilution	Analysis date / time	Batch
Mercury	ND		0.0100	0.20	1	01/10/2026 11:58	WG2672060

Metals (ICP) by Method 6010D

Analyte	Result mg/l	Qualifier	LOQ mg/l	Limit mg/l	Dilution	Analysis date / time	Batch
Arsenic	ND		0.100	5	1	01/12/2026 00:52	WG2672700
Barium	0.248		0.100	100	1	01/12/2026 00:52	WG2672700
Cadmium	ND		0.100	1	1	01/12/2026 00:52	WG2672700
Chromium	ND		0.100	5	1	01/12/2026 00:52	WG2672700
Lead	ND		0.100	5	1	01/12/2026 00:52	WG2672700
Selenium	ND		0.100	1	1	01/12/2026 00:52	WG2672700
Silver	ND		0.100	5	1	01/12/2026 00:52	WG2672700

Volatile Organic Compounds (GC/MS) by Method 8260D

Analyte	Result mg/l	Qualifier	LOQ mg/l	Limit mg/l	Dilution	Analysis date / time	Batch
Benzene	ND		0.0500	0.50	1	01/11/2026 12:06	WG2672942
Carbon tetrachloride	ND		0.0500	0.50	1	01/11/2026 12:06	WG2672942
Chlorobenzene	ND		0.0500	100	1	01/11/2026 12:06	WG2672942
Chloroform	ND	J3	0.250	6	1	01/11/2026 12:06	WG2672942
1,2-Dichloroethane	ND		0.0500	0.50	1	01/11/2026 12:06	WG2672942
1,1-Dichloroethene	ND		0.0500	0.70	1	01/11/2026 12:06	WG2672942
2-Butanone (MEK)	ND	J3	0.500	200	1	01/11/2026 12:06	WG2672942
Tetrachloroethene	ND		0.0500	0.70	1	01/11/2026 12:06	WG2672942
Trichloroethene	ND		0.0500	0.50	1	01/11/2026 12:06	WG2672942
Vinyl chloride	ND		0.0500	0.20	1	01/11/2026 12:06	WG2672942
(S) Toluene-d8	*99.6*		*89.0-112*			*01/11/2026 12:06*	WG2672942
(S) 4-Bromofluorobenzene	*102*		*85.0-114*			*01/11/2026 12:06*	WG2672942
(S) 1,2-Dichloroethane-d4	*96.3*		*81.0-118*			*01/11/2026 12:06*	WG2672942

Chlorinated Acid Herbicides (GC) by Method 8151A

Analyte	Result mg/l	Qualifier	LOQ mg/l	Limit mg/l	Dilution	Analysis date / time	Batch
2,4,5-TP (Silvex)	ND		0.00200	1	1	01/12/2026 12:59	WG2672840
2,4-D	ND		0.00200	10	1	01/12/2026 12:59	WG2672840
(S) 2,4-Dichlorophenyl Acetic Acid	*83.4*		*32.0-138*			*01/12/2026 12:59*	WG2672840

Pesticides (GC) by Method 8081

Analyte	Result mg/l	Qualifier	LOQ mg/l	Limit mg/l	Dilution	Analysis date / time	Batch
Chlordane	ND		0.00500	0.03	1	01/12/2026 16:59	WG2672899
Endrin	ND		0.00500	0.02	1	01/12/2026 16:59	WG2672899
Heptachlor	ND		0.00500	0.0080	1	01/12/2026 16:59	WG2672899
Lindane	ND		0.00500	0.40	1	01/12/2026 16:59	WG2672899
Methoxychlor	ND		0.00500	10	1	01/13/2026 18:08	WG2672899

Pesticides (GC) by Method 8081

Analyte	Result mg/l	Qualifier	LOQ mg/l	Limit mg/l	Dilution	Analysis date / time	Batch
Toxaphene	ND		0.0100	0.50	1	01/12/2026 16:59	WG2672899
(S) Decachlorobiphenyl	*88.4*		*10.0-145*			*01/12/2026 16:59*	WG2672899
(S) Decachlorobiphenyl	*87.4*		*10.0-145*			*01/13/2026 18:08*	WG2672899
(S) Tetrachloro-m-xylene	*74.7*		*44.0-124*			*01/13/2026 18:08*	WG2672899
(S) Tetrachloro-m-xylene	*75.5*		*44.0-124*			*01/12/2026 16:59*	WG2672899

Polychlorinated Biphenyls (GC) by Method 8082

Analyte	Result mg/l	Qualifier	LOQ mg/l	Limit mg/l	Dilution	Analysis date / time	Batch
PCB 1016	ND		0.000500	50	1	01/13/2026 18:08	WG2672899
PCB 1221	ND		0.000500	50	1	01/13/2026 18:08	WG2672899
PCB 1232	ND		0.000500	50	1	01/13/2026 18:08	WG2672899
PCB 1242	ND		0.000500	50	1	01/13/2026 18:08	WG2672899
PCB 1248	ND		0.000500	50	1	01/13/2026 18:08	WG2672899
PCB 1254	ND		0.000500	50	1	01/13/2026 18:08	WG2672899
PCB 1260	ND		0.000500	50	1	01/13/2026 18:08	WG2672899
(S) Decachlorobiphenyl	*88.4*		*10.0-145*			*01/13/2026 18:08*	WG2672899
(S) Tetrachloro-m-xylene	*78.4*		*44.0-124*			*01/13/2026 18:08*	WG2672899

Semi Volatile Organic Compounds (GC/MS) by Method 8270E

Analyte	Result mg/l	Qualifier	LOQ mg/l	Limit mg/l	Dilution	Analysis date / time	Batch
1,4-Dichlorobenzene	ND		0.100	7.50	1	01/13/2026 20:29	WG2673353
2,4-Dinitrotoluene	ND		0.100	0.13	1	01/13/2026 20:29	WG2673353
Hexachlorobenzene	ND		0.100	0.13	1	01/13/2026 20:29	WG2673353
Hexachloro-1,3-butadiene	ND		0.100	0.50	1	01/13/2026 20:29	WG2673353
Hexachloroethane	ND		0.100	3	1	01/13/2026 20:29	WG2673353
Nitrobenzene	ND		0.100	2	1	01/13/2026 20:29	WG2673353
Pyridine	ND		0.100	5	1	01/13/2026 20:29	WG2673353
3&4-Methyl Phenol	ND		0.100	400	1	01/13/2026 20:29	WG2673353
2-Methylphenol	ND		0.100	200	1	01/13/2026 20:29	WG2673353
Pentachlorophenol	ND		0.100	100	1	01/13/2026 20:29	WG2673353
2,4,5-Trichlorophenol	ND		0.100	400	1	01/13/2026 20:29	WG2673353
2,4,6-Trichlorophenol	ND		0.100	2	1	01/13/2026 20:29	WG2673353
(S) 2-Fluorophenol	*30.1*		*19.0-119*			*01/13/2026 20:29*	WG2673353
(S) Phenol-d5	*21.4*		*10.0-120*			*01/13/2026 20:29*	WG2673353
(S) Nitrobenzene-d5	*58.5*		*44.0-120*			*01/13/2026 20:29*	WG2673353
(S) 2-Fluorobiphenyl	*64.7*		*44.0-119*			*01/13/2026 20:29*	WG2673353
(S) 2,4,6-Tribromophenol	*67.0*		*43.0-140*			*01/13/2026 20:29*	WG2673353
(S) p-Terphenyl-d14	*91.8*		*50.0-134*			*01/13/2026 20:29*	WG2673353

QUALITY CONTROL SUMMARY

L1933565-01,03,05

Method Blank (MB)

(MB) R4323149-1 01/09/26 08:47

Analyte	MB Result %	MB Qualifier	MB DL %	MB LOD %	MB LOQ %
Total Solids	0.00200			0.200	

L1933565-01 Original Sample (OS) • Duplicate (DUP)

(OS) L1933565-01 01/09/26 08:47 • (DUP) R4323149-3 01/09/26 08:47

Analyte	Original Result %	DUP Result %	Dilution	DUP RPD %	DUP Qualifier	DUP RPD Limits %
Total Solids	83.5	84.6	1	1.35		10

Laboratory Control Sample (LCS)

(LCS) R4323149-2 01/09/26 08:47

Analyte	Spike Amount %	LCS Result %	LCS Rec. %	Rec. Limits %	LCS Qualifier
Total Solids	50.0	49.9	99.9	90.0-110	

QUALITY CONTROL SUMMARY

L1933565-02,04,06

Method Blank (MB)

(MB) R4323376-1 01/10/26 11:32

Analyte	MB Result mg/l	MB Qualifier	MB DL mg/l	MB LOD mg/l	MB LOQ mg/l
Mercury	0.00500	U	0.00333	0.00500	0.0100

Laboratory Control Sample (LCS)

(LCS) R4323376-2 01/10/26 11:40

Analyte	Spike Amount mg/l	LCS Result mg/l	LCS Rec. %	Rec. Limits %	LCS Qualifier
Mercury	0.0300	0.0293	97.6	82.0-119	

L1933565-02 Original Sample (OS) • Matrix Spike (MS) • Matrix Spike Duplicate (MSD)

(OS) L1933565-02 01/10/26 11:43 • (MS) R4323376-4 01/10/26 11:48 • (MSD) R4323376-5 01/10/26 11:50

Analyte	Spike Amount mg/l	Original Result mg/l	MS Result mg/l	MSD Result mg/l	MS Rec. %	MSD Rec. %	Dilution	Rec. Limits %	MS Qualifier	MSD Qualifier	RPD %	RPD Limits %
Mercury	0.0300	ND	0.0287	0.0287	95.7	95.5	1	82.0-119			0.120	20

QUALITY CONTROL SUMMARY

L1933565-02,04,06

Method Blank (MB)

(MB) R4323664-1 01/12/26 01:02

Analyte	MB Result mg/l	MB Qualifier	MB DL mg/l	MB LOD mg/l	MB LOQ mg/l
Arsenic	0.0500	U	0.0333	0.0500	0.100
Barium	0.0500	U	0.0333	0.0500	0.100
Cadmium	0.0500	U	0.0333	0.0500	0.100
Chromium	0.0500	U	0.0333	0.0500	0.100
Lead	0.0500	U	0.0333	0.0500	0.100
Selenium	0.0370	J	0.0333	0.0500	0.100
Silver	0.0500	U	0.0333	0.0500	0.100

Laboratory Control Sample (LCS)

(LCS) R4323664-2 01/12/26 01:04

Analyte	Spike Amount mg/l	LCS Result mg/l	LCS Rec. %	Rec. Limits %	LCS Qualifier
Arsenic	10.0	9.54	95.4	87.0-113	
Barium	10.0	9.61	96.1	88.0-113	
Cadmium	10.0	9.44	94.4	88.0-113	
Chromium	10.0	9.56	95.6	90.0-113	
Lead	10.0	9.37	93.7	86.0-113	
Selenium	10.0	9.75	97.5	83.0-114	
Silver	2.00	1.93	96.6	84.0-115	

L1933396-04 Original Sample (OS) • Matrix Spike (MS) • Matrix Spike Duplicate (MSD)

(OS) L1933396-04 01/12/26 01:07 • (MS) R4323664-4 01/12/26 01:12 • (MSD) R4323664-5 01/12/26 01:14

Analyte	Spike Amount mg/l	Original Result mg/l	MS Result mg/l	MSD Result mg/l	MS Rec. %	MSD Rec. %	Dilution	Rec. Limits %	MS Qualifier	MSD Qualifier	RPD %	RPD Limits %
Arsenic	10.0	ND	9.59	9.72	95.9	97.2	1	87.0-113			1.38	20
Barium	10.0	0.144	9.71	9.76	95.7	96.2	1	88.0-113			0.541	20
Cadmium	10.0	ND	9.41	9.48	94.1	94.8	1	88.0-113			0.746	20
Chromium	10.0	ND	9.47	9.63	94.7	96.3	1	90.0-113			1.61	20
Lead	10.0	ND	9.31	9.43	93.1	94.3	1	86.0-113			1.23	20
Selenium	10.0	ND	9.79	9.89	97.9	98.9	1	83.0-114			1.02	20
Silver	2.00	ND	1.91	1.95	95.6	97.7	1	84.0-115			2.13	20

Method Blank (MB)

(MB) R4323413-3 01/10/26 01:28

Analyte	MB Result mg/kg	MB Qualifier	MB DL mg/kg	MB LOD mg/kg	MB LOQ mg/kg
TPH (GC/FID) Low Fraction	3.38	U	2.00	3.38	3.75
(S) a,a,a-Trifluorotoluene(FID)	*97.3*				*59.0-128*

Laboratory Control Sample (LCS) • Laboratory Control Sample Duplicate (LCSD)

(LCS) R4323413-1 01/10/26 00:01 • (LCSD) R4323413-2 01/10/26 00:23

Analyte	Spike Amount mg/kg	LCS Result mg/kg	LCSD Result mg/kg	LCS Rec. %	LCSD Rec. %	Rec. Limits %	LCS Qualifier	LCSD Qualifier	RPD %	RPD Limits %
TPH (GC/FID) Low Fraction	5.00	5.29	5.05	106	101	79.0-122			4.64	30
(S) a,a,a-Trifluorotoluene(FID)				*101*	*107*	*59.0-128*				

Method Blank (MB)

(MB) R4324228-2 01/11/26 00:33

Analyte	MB Result mg/kg	MB Qualifier	MB DL mg/kg	MB LOD mg/kg	MB LOQ mg/kg
TPH (GC/FID) Low Fraction	3.38	U	2.00	3.38	3.75
(S) a,a,a-Trifluorotoluene(FID)	*103*				*59.0-128*

Laboratory Control Sample (LCS) • Laboratory Control Sample Duplicate (LCSD)

(LCS) R4324228-3 01/10/26 20:13 • (LCSD) R4324228-1 01/10/26 20:35

Analyte	Spike Amount mg/kg	LCS Result mg/kg	LCSD Result mg/kg	LCS Rec. %	LCSD Rec. %	Rec. Limits %	LCS Qualifier	LCSD Qualifier	RPD %	RPD Limits %
TPH (GC/FID) Low Fraction	5.00	5.69	5.49	114	110	79.0-122			3.58	30
(S) a,a,a-Trifluorotoluene(FID)				*109*	*108*	*59.0-128*				

Method Blank (MB)

(MB) R4324177-3 01/11/26 10:26

Analyte	MB Result mg/l	MB Qualifier	MB DL mg/l	MB LOD mg/l	MB LOQ mg/l
Benzene	0.0250	U	0.0167	0.0250	0.0500
Carbon tetrachloride	0.0250	U	0.0167	0.0250	0.0500
Chlorobenzene	0.0250	U	0.0167	0.0250	0.0500
Chloroform	0.125	U	0.0833	0.125	0.250
1,2-Dichloroethane	0.0250	U	0.0167	0.0250	0.0500
1,1-Dichloroethene	0.0250	U	0.0167	0.0250	0.0500
2-Butanone (MEK)	0.250	U	0.167	0.250	0.500
Tetrachloroethene	0.0250	U	0.0167	0.0250	0.0500
Trichloroethene	0.0250	U	0.0167	0.0250	0.0500
Vinyl chloride	0.0250	U	0.0167	0.0250	0.0500
(S) Toluene-d8	*98.9*				*89.0-112*
(S) 4-Bromofluorobenzene	*102*				*85.0-114*
(S) 1,2-Dichloroethane-d4	*96.2*				*81.0-118*

Laboratory Control Sample (LCS) • Laboratory Control Sample Duplicate (LCSD)

(LCS) R4324177-1 01/11/26 09:07 • (LCSD) R4324177-2 01/11/26 09:27

Analyte	Spike Amount mg/l	LCS Result mg/l	LCSD Result mg/l	LCS Rec. %	LCSD Rec. %	Rec. Limits %	LCS Qualifier	LCSD Qualifier	RPD %	RPD Limits %
Benzene	0.500	0.483	0.576	96.6	115	79.0-120			17.6	20
Carbon tetrachloride	0.500	0.511	0.602	102	120	72.0-136			16.4	20
Chlorobenzene	0.500	0.478	0.561	95.6	112	82.0-118			16.0	20
Chloroform	0.500	0.441	0.540	88.2	108	79.0-124		J3	20.2	20
1,2-Dichloroethane	0.500	0.448	0.537	89.6	107	73.0-128			18.1	20
1,1-Dichloroethene	0.500	0.514	0.588	103	118	71.0-131			13.4	20
2-Butanone (MEK)	2.50	2.17	2.66	86.8	106	56.0-143		J3	20.3	20
Tetrachloroethene	0.500	0.517	0.591	103	118	74.0-129			13.4	20
Trichloroethene	0.500	0.492	0.598	98.4	120	79.0-123			19.4	20
Vinyl chloride	0.500	0.406	0.460	81.2	92.0	58.0-137			12.5	20
(S) Toluene-d8				*101*	*99.4*	*89.0-112*				
(S) 4-Bromofluorobenzene				*102*	*104*	*85.0-114*				
(S) 1,2-Dichloroethane-d4				*98.4*	*95.0*	*81.0-118*				

L1933318-01 Original Sample (OS) • Matrix Spike (MS) • Matrix Spike Duplicate (MSD)

(OS) L1933318-01 01/11/26 11:06 • (MS) R4324177-4 01/11/26 17:46 • (MSD) R4324177-5 01/11/26 18:06

Analyte	Spike Amount mg/l	Original Result mg/l	MS Result mg/l	MSD Result mg/l	MS Rec. %	MSD Rec. %	Dilution	Rec. Limits %	MS Qualifier	MSD Qualifier	RPD %	RPD Limits %
Benzene	0.500	ND	0.604	0.587	121	117	1	79.0-120	J5		2.85	20
Carbon tetrachloride	0.500	ND	0.677	0.651	135	130	1	72.0-136			3.92	20
Chlorobenzene	0.500	ND	0.583	0.556	117	111	1	82.0-118			4.74	20
Chloroform	0.500	ND	0.595	0.580	119	116	1	79.0-124			2.55	20
1,2-Dichloroethane	0.500	ND	0.648	0.631	130	126	1	73.0-128	J5		2.66	20
1,1-Dichloroethene	0.500	ND	0.594	0.571	119	114	1	71.0-131			3.95	20
2-Butanone (MEK)	2.50	ND	2.37	2.32	94.8	92.8	1	56.0-143			2.13	20
Tetrachloroethene	0.500	ND	0.617	0.580	123	116	1	74.0-129			6.18	20
Trichloroethene	0.500	ND	0.617	0.602	123	120	1	79.0-123			2.46	20
Vinyl chloride	0.500	ND	0.443	0.427	88.6	85.4	1	58.0-137			3.68	20
(S) Toluene-d8					*98.9*	*94.3*		*89.0-112*				
(S) 4-Bromofluorobenzene					*103*	*101*		*85.0-114*				
(S) 1,2-Dichloroethane-d4					*116*	*109*		*81.0-118*				

Method Blank (MB)

(MB) R4323752-1 01/10/26 19:12

Analyte	MB Result mg/kg	MB Qualifier	MB DL mg/kg	MB LOD mg/kg	MB LOQ mg/kg
TPH (GC/FID) High Fraction	0.940	J	0.769	2.00	4.00
(S) o-Terphenyl	*83.6*				*18.0-148*

Laboratory Control Sample (LCS)

(LCS) R4323752-2 01/10/26 19:24

Analyte	Spike Amount mg/kg	LCS Result mg/kg	LCS Rec. %	Rec. Limits %	LCS Qualifier
TPH (GC/FID) High Fraction	50.0	34.2	68.4	50.0-150	
(S) o-Terphenyl			*72.1*	*18.0-148*	

L1933565-01 Original Sample (OS) • Matrix Spike (MS) • Matrix Spike Duplicate (MSD)

(OS) L1933565-01 01/10/26 20:02 • (MS) R4323752-3 01/10/26 20:15 • (MSD) R4323752-4 01/10/26 20:28

Analyte	Spike Amount (dry) mg/kg	Original Result (dry) mg/kg	MS Result (dry) mg/kg	MSD Result (dry) mg/kg	MS Rec. %	MSD Rec. %	Dilution	Rec. Limits %	MS Qualifier	MSD Qualifier	RPD %	RPD Limits %
TPH (GC/FID) High Fraction	58.7	47.9	74.6	66.1	127	113	20	50.0-150	J	J	12.1	20
(S) o-Terphenyl					*65.1*	*58.0*		*18.0-148*	J7	J7		

Sample Narrative:

OS: Cannot run at lower dilution due to viscosity of extract.

Method Blank (MB)

(MB) R4323955-1 01/12/26 11:36

Analyte	MB Result mg/l	MB Qualifier	MB DL mg/l	MB LOD mg/l	MB LOQ mg/l
2,4,5-TP (Silvex)	0.00100	U	0.000667	0.00100	0.00200
2,4-D	0.00100	U	0.000667	0.00100	0.00200
(S) 2,4-Dichlorophenyl Acetic Acid	*72.4*				*32.0-138*

Laboratory Control Sample (LCS)

(LCS) R4323955-2 01/12/26 11:47

Analyte	Spike Amount mg/l	LCS Result mg/l	LCS Rec. %	Rec. Limits %	LCS Qualifier
2,4,5-TP (Silvex)	0.0250	0.0221	88.4	51.0-134	
2,4-D	0.0250	0.0237	94.8	45.0-152	
(S) 2,4-Dichlorophenyl Acetic Acid			*89.4*	*32.0-138*	

L1933246-01 Original Sample (OS) • Matrix Spike (MS) • Matrix Spike Duplicate (MSD)

(OS) L1933246-01 01/12/26 16:47 • (MS) R4323955-3 01/12/26 16:57 • (MSD) R4323955-4 01/12/26 17:07

Analyte	Spike Amount mg/l	Original Result mg/l	MS Result mg/l	MSD Result mg/l	MS Rec. %	MSD Rec. %	Dilution	Rec. Limits %	MS Qualifier	MSD Qualifier	RPD %	RPD Limits %
2,4,5-TP (Silvex)	0.0250	ND	0.0184	0.0189	73.6	75.6	1	51.0-134			2.68	30
2,4-D	0.0250	ND	0.0195	0.0204	78.0	81.6	1	45.0-152			4.51	30
(S) 2,4-Dichlorophenyl Acetic Acid					*73.6*	*77.8*		*32.0-138*				

Method Blank (MB)

(MB) R4323959-1 01/12/26 14:39

Analyte	MB Result mg/l	MB Qualifier	MB DL mg/l	MB LOD mg/l	MB LOQ mg/l
Chlordane	0.00250	U	0.00167	0.00250	0.00500
Endrin	0.00250	U	0.00167	0.00250	0.00500
Heptachlor	0.00250	U	0.00133	0.00250	0.00500
Lindane	0.00250	U	0.00167	0.00250	0.00500
Methoxychlor	0.00250	U	0.00167	0.00250	0.00500
Toxaphene	0.00500	U	0.00333	0.00500	0.0100
(S) Decachlorobiphenyl	*105*				*10.0-145*
(S) Tetrachloro-m-xylene	*89.6*				*44.0-124*

Method Blank (MB)

(MB) R4324424-1 01/13/26 16:46

Analyte	MB Result mg/l	MB Qualifier	MB DL mg/l	MB LOD mg/l	MB LOQ mg/l
Chlordane	0.00250	U	0.00167	0.00250	0.00500
Endrin	0.00250	U	0.00167	0.00250	0.00500
Heptachlor	0.00250	U	0.00133	0.00250	0.00500
Lindane	0.00250	U	0.00167	0.00250	0.00500
Methoxychlor	0.00250	U	0.00167	0.00250	0.00500
Toxaphene	0.00500	U	0.00333	0.00500	0.0100
(S) Decachlorobiphenyl	*104*				*10.0-145*
(S) Tetrachloro-m-xylene	*82.9*				*44.0-124*

Laboratory Control Sample (LCS)

(LCS) R4323959-2 01/12/26 14:49

Analyte	Spike Amount mg/l	LCS Result mg/l	LCS Rec. %	Rec. Limits %	LCS Qualifier
Endrin	0.0100	0.00926	92.6	60.0-138	
Heptachlor	0.0100	0.00830	83.0	54.0-130	
Lindane	0.0100	0.0100	100	59.0-134	
Methoxychlor	0.0100	0.00742	74.2	54.0-145	
(S) Decachlorobiphenyl			*101*	*10.0-145*	
(S) Tetrachloro-m-xylene			*77.2*	*44.0-124*	

L1933565-02 Original Sample (OS) • Matrix Spike (MS) • Matrix Spike Duplicate (MSD)

(OS) L1933565-02 01/12/26 15:59 • (MS) R4323959-3 01/12/26 16:08 • (MSD) R4323959-4 01/12/26 16:18

Analyte	Spike Amount mg/l	Original Result mg/l	MS Result mg/l	MSD Result mg/l	MS Rec. %	MSD Rec. %	Dilution	Rec. Limits %	MS Qualifier	MSD Qualifier	RPD %	RPD Limits %
Endrin	0.0100	ND	0.00881	0.00907	88.1	90.7	1	60.0-138			2.91	30
Heptachlor	0.0100	ND	0.00796	0.00818	79.6	81.8	1	54.0-130			2.73	30
Lindane	0.0100	ND	0.00957	0.00961	95.7	96.1	1	59.0-134			0.417	30
Methoxychlor	0.0100	ND	0.00745	0.00746	74.5	74.6	1	54.0-145			0.134	30
(S) Decachlorobiphenyl					*99.5*	*98.1*		*10.0-145*				
(S) Tetrachloro-m-xylene					*73.7*	*74.2*		*44.0-124*				

Method Blank (MB)

(MB) R4324424-1 01/13/26 16:46

Analyte	MB Result mg/l	MB Qualifier	MB DL mg/l	MB LOD mg/l	MB LOQ mg/l
PCB 1016	0.000250	U	0.000167	0.000250	0.000500
PCB 1221	0.000250	U	0.000167	0.000250	0.000500
PCB 1232	0.000250	U	0.000167	0.000250	0.000500
PCB 1242	0.000250	U	0.000167	0.000250	0.000500
PCB 1248	0.000250	U	0.000167	0.000250	0.000500
PCB 1254	0.000250	U	0.000167	0.000250	0.000500
PCB 1260	0.000250	U	0.000167	0.000250	0.000500
(S) Decachlorobiphenyl	*96.8*				*10.0-145*
(S) Tetrachloro-m-xylene	*86.4*				*44.0-124*

Laboratory Control Sample (LCS)

(LCS) R4324424-2 01/13/26 16:57

Analyte	Spike Amount mg/l	LCS Result mg/l	LCS Rec. %	Rec. Limits %	LCS Qualifier
PCB 1016	0.0250	0.0245	98.0	46.0-129	
PCB 1260	0.0250	0.0222	88.8	45.0-134	
(S) Decachlorobiphenyl			*100*	*10.0-145*	
(S) Tetrachloro-m-xylene			*83.8*	*44.0-124*	

L1933565-02 Original Sample (OS) • Matrix Spike (MS) • Matrix Spike Duplicate (MSD)

(OS) L1933565-02 01/13/26 17:07 • (MS) R4324424-3 01/13/26 17:37 • (MSD) R4324424-4 01/13/26 17:47

Analyte	Spike Amount mg/l	Original Result mg/l	MS Result mg/l	MSD Result mg/l	MS Rec. %	MSD Rec. %	Dilution	Rec. Limits %	MS Qualifier	MSD Qualifier	RPD %	RPD Limits %
PCB 1016	0.0250	ND	0.0265	0.0239	106	95.6	1	46.0-129			10.3	30
PCB 1260	0.0250	ND	0.0214	0.0206	85.6	82.4	1	45.0-134			3.81	30
(S) Decachlorobiphenyl					*90.7*	*87.9*		*10.0-145*				
(S) Tetrachloro-m-xylene					*88.3*	*82.0*		*44.0-124*				

Method Blank (MB)

(MB) R4324452-2 01/13/26 15:12

Analyte	MB Result mg/l	MB Qualifier	MB DL mg/l	MB LOD mg/l	MB LOQ mg/l
1,4-Dichlorobenzene	0.0500	U	0.000401	0.0500	0.100
2,4-Dinitrotoluene	0.0500	U	0.00165	0.0500	0.100
Hexachlorobenzene	0.0500	U	0.000341	0.0500	0.100
Hexachloro-1,3-butadiene	0.0500	U	0.000329	0.0500	0.100
Hexachloroethane	0.0500	U	0.000365	0.0500	0.100
Nitrobenzene	0.0500	U	0.000367	0.0500	0.100
Pyridine	0.0500	U	0.00137	0.0500	0.100
3&4-Methyl Phenol	0.0500	U	0.0333	0.0500	0.100
2-Methylphenol	0.0500	U	0.00312	0.0500	0.100
Pentachlorophenol	0.0500	U	0.00313	0.0500	0.100
2,4,5-Trichlorophenol	0.0500	U	0.0333	0.0500	0.100
2,4,6-Trichlorophenol	0.0500	U	0.0333	0.0500	0.100
(S) 2-Fluorophenol	*28.1*				*19.0-119*
(S) Phenol-d5	*19.7*				*10.0-120*
(S) Nitrobenzene-d5	*54.7*				*44.0-120*
(S) 2-Fluorobiphenyl	*58.9*				*44.0-119*
(S) 2,4,6-Tribromophenol	*65.5*				*43.0-140*
(S) p-Terphenyl-d14	*82.0*				*50.0-134*

Laboratory Control Sample (LCS)

(LCS) R4324452-1 01/13/26 14:51

Analyte	Spike Amount mg/l	LCS Result mg/l	LCS Rec. %	Rec. Limits %	LCS Qualifier
1,4-Dichlorobenzene	0.500	0.264	52.8	29.0-112	
2,4-Dinitrotoluene	0.500	0.394	78.8	57.0-128	
Hexachlorobenzene	0.500	0.340	68.0	53.0-125	
Hexachloro-1,3-butadiene	0.500	0.247	49.4	22.0-124	
Hexachloroethane	0.500	0.253	50.6	21.0-115	
Nitrobenzene	0.500	0.261	52.2	45.0-121	
Pyridine	0.500	0.138	27.6	10.0-120	
3&4-Methyl Phenol	0.500	0.209	41.8	29.0-110	
2-Methylphenol	0.500	0.211	42.2	30.0-117	
Pentachlorophenol	0.500	0.369	73.8	35.0-138	
2,4,5-Trichlorophenol	0.500	0.340	68.0	53.0-123	
2,4,6-Trichlorophenol	0.500	0.333	66.6	50.0-125	
(S) 2-Fluorophenol			*29.8*	*19.0-119*	
(S) Phenol-d5			*21.0*	*10.0-120*	
(S) Nitrobenzene-d5			*49.7*	*44.0-120*	

Laboratory Control Sample (LCS)

(LCS) R4324452-1 01/13/26 14:51

Analyte	Spike Amount mg/l	LCS Result mg/l	LCS Rec. %	Rec. Limits %	LCS Qualifier
(S) 2-Fluorobiphenyl			*58.1*	*44.0-119*	
(S) 2,4,6-Tribromophenol			*77.0*	*43.0-140*	
(S) p-Terphenyl-d14			*74.0*	*50.0-134*	

1 Cp
2 Tc
3 Ss
4 Cn
5 Sr
6 Qc
7 Gl
8 Al
9 Sc

Guide to Reading and Understanding Your Laboratory Report

The information below is designed to better explain the various terms used in your report of analytical results from the Laboratory. This is not intended as a comprehensive explanation, and if you have additional questions please contact your project representative.

Results Disclaimer - Information that may be provided by the customer, and contained within this report, include Permit Limits, Project Name, Sample ID, Sample Matrix, Sample Preservation, Field Blanks, Field Spikes, Field Duplicates, On-Site Data, Sampling Collection Dates/Times, and Sampling Location. Results relate to the accuracy of this information provided, and as the samples are received.

Abbreviations and Definitions

(dry)	Results are reported based on the dry weight of the sample. [this will only be present on a dry report basis for soils].
DL	Detection Limit.
DL (dry)	Detection Limit.
LOD (dry)	Limit of Detection.
LOD	Limit of Detection.
LOQ	Limit of Quantitation.
ND	Not detected at the Reporting Limit (or DL where applicable).
LOQ (dry)	Limit of Quantitation.
Rec.	Recovery.
RPD	Relative Percent Difference.
SDG	Sample Delivery Group.
(S)	Surrogate (Surrogate Standard) - Analytes added to every blank, sample, Laboratory Control Sample/Duplicate and Matrix Spike/Duplicate; used to evaluate analytical efficiency by measuring recovery. Surrogates are not expected to be detected in all environmental media.
Analyte	The name of the particular compound or analysis performed. Some Analyses and Methods will have multiple analytes reported.
Dilution	If the sample matrix contains an interfering material, the sample preparation volume or weight values differ from the standard, or if concentrations of analytes in the sample are higher than the highest limit of concentration that the laboratory can accurately report, the sample may be diluted for analysis. If a value different than 1 is used in this field, the result reported has already been corrected for this factor.
Limits	These are the target % recovery ranges or % difference value that the laboratory has historically determined as normal for the method and analyte being reported. Successful QC Sample analysis will target all analytes recovered or duplicated within these ranges.
Original Sample	The non-spiked sample in the prep batch used to determine the Relative Percent Difference (RPD) from a quality control sample. The Original Sample may not be included within the reported SDG.
Qualifier	This column provides a letter and/or number designation that corresponds to additional information concerning the result reported. If a Qualifier is present, a definition per Qualifier is provided within the Glossary and Definitions page and potentially a discussion of possible implications of the Qualifier in the Case Narrative if applicable.
Result	The actual analytical final result (corrected for any sample specific characteristics) reported for your sample. If there was no measurable result returned for a specific analyte, the result in this column may state “ND” (Not Detected) or “BDL” (Below Detectable Levels). The information in the results column should always be accompanied by either an MDL (Method Detection Limit) or RDL (Reporting Detection Limit) that defines the lowest value that the laboratory could detect or report for this analyte.
Uncertainty (Radiochemistry)	Confidence level of 2 sigma.
Case Narrative (Cn)	A brief discussion about the included sample results, including a discussion of any non-conformances to protocol observed either at sample receipt by the laboratory from the field or during the analytical process. If present, there will be a section in the Case Narrative to discuss the meaning of any data qualifiers used in the report.
Quality Control Summary (Qc)	This section of the report includes the results of the laboratory quality control analyses required by procedure or analytical methods to assist in evaluating the validity of the results reported for your samples. These analyses are not being performed on your samples typically, but on laboratory generated material.
Sample Chain of Custody (Sc)	This is the document created in the field when your samples were initially collected. This is used to verify the time and date of collection, the person collecting the samples, and the analyses that the laboratory is requested to perform. This chain of custody also documents all persons (excluding commercial shippers) that have had control or possession of the samples from the time of collection until delivery to the laboratory for analysis.
Sample Results (Sr)	This section of your report will provide the results of all testing performed on your samples. These results are provided by sample ID and are separated by the analyses performed on each sample. The header line of each analysis section for each sample will provide the name and method number for the analysis reported.
Sample Summary (Ss)	This section of the Analytical Report defines the specific analyses performed for each sample ID, including the dates and times of preparation and/or analysis.
U (Radiochemistry)	Result + Error < MDA.
J (Radiochemistry)	Result < MDA; Result + Error > MDA.

Qualifier	Description
B	The same analyte is found in the associated blank.
J	The identification of the analyte is acceptable; the reported value is an estimate.
J3	The associated batch QC was outside the established quality control range for precision.
J5	The sample matrix interfered with the ability to make any accurate determination; spike value is high.
J7	Surrogate recovery cannot be used for control limit evaluation due to dilution.

GLOSSARY OF TERMS

Qualifier	Description
U	Below Detectable Limits: Indicates that the analyte was not detected.

Pace Analytical National 12065 Lebanon Rd Mount Juliet, TN 37122

Alabama	40660	Nebraska	NE-OS-15-05
Alaska	17-026	Nevada	TN000032021-1
Arizona	AZ0612	New Hampshire	2975
Arkansas	88-0469	New Jersey–NELAP	TN002
California	2932	New Mexico [1]	TN00003
Colorado	TN00003	New York	11742
Connecticut	PH-0197	North Carolina	Env375
Florida	E87487	North Carolina [1]	DW21704
Georgia	NELAP	North Carolina [3]	41
Georgia [1]	923	North Dakota	R-140
Idaho	TN00003	Ohio–VAP	CL0069
Illinois	200008	Oklahoma	9915
Indiana	C-TN-01	Oregon	TN200002
Iowa	364	Pennsylvania	68-02979
Kansas	E-10277	Rhode Island	LAO000356
Kentucky [1 6]	KY90010	South Carolina	84004002
Kentucky [2]	16	South Dakota	n/a
Louisiana	AI30792	Tennessee [1 4]	2006
Louisiana	LA018	Texas	T104704245-20-18
Maine	TN00003	Texas [5]	LAB0152
Maryland	324	Utah	TN000032021-11
Massachusetts	M-TN003	Vermont	VT2006
Michigan	9958	Virginia	110033
Minnesota	047-999-395	Washington	C847
Mississippi	TN00003	West Virginia	233
Missouri	340	Wisconsin	998093910
Montana	CERT0086	Wyoming	A2LA
A2LA – ISO 17025	1461.01	AIHA-LAP,LLC EMLAP	100789
A2LA – ISO 17025 [5]	1461.02	DOD	1461.01
Canada	1461.01	USDA	P330-15-00234
EPA–Crypto	TN00003		

[1] Drinking Water [2] Underground Storage Tanks [3] Aquatic Toxicity [4] Chemical/Microbiological [5] Mold [6] Wastewater n/a Accreditation not applicable

* Not all certifications held by the laboratory are applicable to the results reported in the attached report.

* Accreditation is only applicable to the test methods specified on each scope of accreditation held by Pace Analytical.

Company Name/Address:
Terracon - Wilmington, NC
2108 Capital Drive
Suite 103
Wilmington, NC 28405

Billing Information:
Accounts Payable
2108 Capital Drive
Suite 103
Wilmington, NC 28405

Report to: **Danielle Foster**

Email To: **danielle.foster@terracon.com;nick.lin**

Project Description: MCAS Cherry Point

City/State Collected: Havelock, NC

Please Circle: PT MT CT (ET)

Phone: **910-229-8597**

Client Project # K625P194

Lab Project # **TERRACWNC-CHERRY POI**

Collected by (print): Baylee Kurtz

Site/Facility ID # MCAS CP

P.O. # —

Collected by (signature): Baylee Kurtz

Immediately Packed on Ice N ____ Y X

Rush? (Lab MUST Be Notified)
____ Same Day ____ Five Day
____ Next Day ____ 5 Day (Rad Only)
____ Two Day X 10 Day (Rad Only)
____ Three Day

Quote # —

Date Results Needed: Standard

Pres Chk

Analysis / Container / Preservative

Chain of Custody Page 1 of 1

Pace
PEOPLE ADVANCING SCIENCE

12065 Lebanon Rd Mount Juliet, TN 37122
Phone: 615-758-5858 Alt: 800-767-5859

Submitting a sample via this chain of custody constitutes acknowledgment and acceptance of the Pace Terms and Conditions found at: https://info.pacelabs.com/hubfs/pas-standard-terms.pdf

SDG # L1933565

K123

Acctnum: **TERRACWNC**
Template: **T286010**
Prelogin: **P1197574**
PM: **Heather Wagner**
PB:
Shipped Via:

Sample ID	Comp/Grab	Matrix*	Depth	Date	Time	No. of Cntrs	DOD 6010 TAL Metals	DOD RCI	DOD8270TCL	DODDRO	DODPaint Filter	DODGRO	DODV8260BTEX	DODV8260TCL	DOD PFAS 1633	DOD Full TCLP+TCLP PCB	Remarks	Sample # (lab only)
CP-P292-S1-CPT-05	Comp	S	1-6	01-5-26	1445	4				X		X			X	X	—	-01/.02
CP-P292-S2-SPT-03	↓	↓	↓	01-5-26	1545	4				X		X			X	X	—	-03/.04
CP-P292-S2-SPT-06	↓	↓	↓	01-5-26	1530	4				X		X			X	X	—	-05/.06

SLF 1/8/26

* Matrix:
SS - Soil **AIR** - Air **F** - Filter
GW - Groundwater **B** - Bioassay
WW - WasteWater
DW - Drinking Water
OT - Other_____

Remarks:

pH _____ Temp _____
Flow _____ Other _____

Samples returned via:
__ UPS X FedEx __ Courier __ _____

Tracking # 7920 9188 7991

Sample Receipt Checklist
COC Seal Present/Intact: __NP X Y __N
COC Signed/Accurate: X Y __N
Bottles arrive intact: X Y __N
Correct bottles used: X Y __N
Sufficient volume sent: X Y __N
If Applicable
VOA Zero Headspace: __Y __N
Preservation Correct/Checked: __Y __N
RAD Screen <0.5 mR/hr: X Y __N

Relinquished by : (Signature)	Date:	Time:	Received by: (Signature)	Trip Blank Received: Yes / No HCL / MeoH TBR
Relinquished by : (Signature)	Date:	Time:	Received by: (Signature)	Temp: °C Bottles Received: 12 TLA9 1.1+0.0=1.12
Relinquished by : (Signature)	Date:	Time:	Received for lab by: (Signature) Stewart Frances	Date: 1/8/26 Time: 9:00am

If preservation required by Login: Date/Time

Hold:

Condition: NCF / OK

ANALYTICAL REPORT

January 26, 2026

Terracon - Wilmington, NC

Sample Delivery Group:	L1933570
Samples Received:	01/08/2026
Project Number:	K625P194
Description:	MCAS Cherry Point
Site:	MCAS CP
Report To:	Danielle Foster 2108 Capital Drive Suite 103 Wilmington, NC 28405

Entire Report Reviewed By:

Heather J Wagner
Project Manager

Results relate only to the items tested or calibrated and are reported as rounded values. This test report shall not be reproduced, except in full, without written approval of the laboratory. Where applicable, sampling conducted by Pace Analytical National is performed per guidance provided in laboratory standard operating procedures ENV-SOP-MTJL-0067 and ENV-SOP-MTJL-0068. Where sampling conducted by the customer, results relate to the accuracy of the information provided, and as the samples are received.

Pace Analytical National
12065 Lebanon Rd Mount Juliet, TN 37122 615-758-5858 800-767-5859 mydata.pacelabs.com

TABLE OF CONTENTS

Cp: Cover Page	1
Tc: Table of Contents	2
Ss: Sample Summary	3
Cn: Case Narrative	4
Gl: Glossary of Terms	5
Al: Accreditations & Locations	6
Sc: Sample Chain of Custody	7

CP-P292-S1-SPT-07 L1933570-01

Collected by: Baylee K | Collected date/time: 01/05/26 11:10 | Received date/time: 01/08/26 09:00

Method	Batch	Dilution	Preparation date/time	Analysis date/time	Analyst	Location
Subcontracted Analyses	WG2671369	1	01/26/26 00:00	01/26/26 00:00	-	West Columbia, SC 29172

CP-P292-S1-SPT-01 L1933570-02

Collected by: Baylee K | Collected date/time: 01/05/26 13:45 | Received date/time: 01/08/26 09:00

Method	Batch	Dilution	Preparation date/time	Analysis date/time	Analyst	Location
Subcontracted Analyses	WG2671369	1	01/26/26 00:00	01/26/26 00:00	-	West Columbia, SC 29172

CP-P292-S1-SPT-03 L1933570-03

Collected by: Baylee K | Collected date/time: 01/05/26 13:15 | Received date/time: 01/08/26 09:00

Method	Batch	Dilution	Preparation date/time	Analysis date/time	Analyst	Location
Subcontracted Analyses	WG2671369	1	01/26/26 00:00	01/26/26 00:00	-	West Columbia, SC 29172

CP-P292-S1-SPT-D L1933570-04

Collected by: Baylee K | Collected date/time: 01/05/26 13:30 | Received date/time: 01/08/26 09:00

Method	Batch	Dilution	Preparation date/time	Analysis date/time	Analyst	Location
Subcontracted Analyses	WG2671369	1	01/26/26 00:00	01/26/26 00:00	-	West Columbia, SC 29172

CP-P292-S1-CPT-03 L1933570-05

Collected by: Baylee K | Collected date/time: 01/05/26 14:15 | Received date/time: 01/08/26 09:00

Method	Batch	Dilution	Preparation date/time	Analysis date/time	Analyst	Location
Subcontracted Analyses	WG2671369	1	01/26/26 00:00	01/26/26 00:00	-	West Columbia, SC 29172

1 Cp
2 Tc
3 Ss
4 Cn
5 Gl
6 Al
7 Sc

Unless qualified or notated within the narrative below, all sample aliquots were received at the correct temperature, in the proper containers, with the appropriate preservatives, and within method specified holding times. Where applicable, all MDL (LOD) and RDL (LOQ) values reported for environmental samples have been corrected for the dilution factor used in the analysis. All Method and Batch Quality Control are within established criteria except where addressed in this case narrative, a non-conformance form or properly qualified within the sample results. By my digital signature below, I affirm to the best of my knowledge, all problems/anomalies observed by the laboratory as having the potential to affect the quality of the data have been identified by the laboratory, and no information or data have been knowingly withheld that would affect the quality of the data.

Heather J Wagner
Project Manager

Project Comments

L1933570 -01, -02, -03, -04, -05 contains subout data that is included after the chain of custody.

Guide to Reading and Understanding Your Laboratory Report

The information below is designed to better explain the various terms used in your report of analytical results from the Laboratory. This is not intended as a comprehensive explanation, and if you have additional questions please contact your project representative.

Results Disclaimer - Information that may be provided by the customer, and contained within this report, include Permit Limits, Project Name, Sample ID, Sample Matrix, Sample Preservation, Field Blanks, Field Spikes, Field Duplicates, On-Site Data, Sampling Collection Dates/Times, and Sampling Location. Results relate to the accuracy of this information provided, and as the samples are received.

Abbreviations and Definitions

SDG	Sample Delivery Group.
Uncertainty (Radiochemistry)	Confidence level of 2 sigma.
Case Narrative (Cn)	A brief discussion about the included sample results, including a discussion of any non-conformances to protocol observed either at sample receipt by the laboratory from the field or during the analytical process. If present, there will be a section in the Case Narrative to discuss the meaning of any data qualifiers used in the report.
Quality Control Summary (Qc)	This section of the report includes the results of the laboratory quality control analyses required by procedure or analytical methods to assist in evaluating the validity of the results reported for your samples. These analyses are not being performed on your samples typically, but on laboratory generated material.
Sample Chain of Custody (Sc)	This is the document created in the field when your samples were initially collected. This is used to verify the time and date of collection, the person collecting the samples, and the analyses that the laboratory is requested to perform. This chain of custody also documents all persons (excluding commercial shippers) that have had control or possession of the samples from the time of collection until delivery to the laboratory for analysis.
Sample Results (Sr)	This section of your report will provide the results of all testing performed on your samples. These results are provided by sample ID and are separated by the analyses performed on each sample. The header line of each analysis section for each sample will provide the name and method number for the analysis reported.
Sample Summary (Ss)	This section of the Analytical Report defines the specific analyses performed for each sample ID, including the dates and times of preparation and/or analysis.
U (Radiochemistry)	Result + Error < MDA.
J (Radiochemistry)	Result < MDA; Result + Error > MDA.

Qualifier	Description

The remainder of this page intentionally left blank, there are no qualifiers applied to this SDG.

Pace Analytical National 12065 Lebanon Rd Mount Juliet, TN 37122

Alabama	40660	Nebraska	NE-OS-15-05
Alaska	17-026	Nevada	TN000032021-1
Arizona	AZ0612	New Hampshire	2975
Arkansas	88-0469	New Jersey–NELAP	TN002
California	2932	New Mexico [1]	TN00003
Colorado	TN00003	New York	11742
Connecticut	PH-0197	North Carolina	Env375
Florida	E87487	North Carolina [1]	DW21704
Georgia	NELAP	North Carolina [3]	41
Georgia [1]	923	North Dakota	R-140
Idaho	TN00003	Ohio–VAP	CL0069
Illinois	200008	Oklahoma	9915
Indiana	C-TN-01	Oregon	TN200002
Iowa	364	Pennsylvania	68-02979
Kansas	E-10277	Rhode Island	LAO000356
Kentucky [1 6]	KY90010	South Carolina	84004002
Kentucky [2]	16	South Dakota	n/a
Louisiana	AI30792	Tennessee [1 4]	2006
Louisiana	LA018	Texas	T104704245-20-18
Maine	TN00003	Texas [5]	LAB0152
Maryland	324	Utah	TN000032021-11
Massachusetts	M-TN003	Vermont	VT2006
Michigan	9958	Virginia	110033
Minnesota	047-999-395	Washington	C847
Mississippi	TN00003	West Virginia	233
Missouri	340	Wisconsin	998093910
Montana	CERT0086	Wyoming	A2LA
A2LA – ISO 17025	1461.01	AIHA-LAP,LLC EMLAP	100789
A2LA – ISO 17025 [5]	1461.02	DOD	1461.01
Canada	1461.01	USDA	P330-15-00234
EPA–Crypto	TN00003		

[1] Drinking Water [2] Underground Storage Tanks [3] Aquatic Toxicity [4] Chemical/Microbiological [5] Mold [6] Wastewater n/a Accreditation not applicable

* Not all certifications held by the laboratory are applicable to the results reported in the attached report.

* Accreditation is only applicable to the test methods specified on each scope of accreditation held by Pace Analytical.

Company Name/Address:
Terracon - Wilmington, NC
2108 Capital Drive
Suite 103
Wilmington, NC 28405

Billing Information:
Accounts Payable
2108 Capital Drive
Suite 103
Wilmington, NC 28405

Pres Chk

Report to: **Danielle Foster**

Email To: **danielle.foster@terracon.com;nick.lin**

Project Description: MCAS Cherry Point

City/State Collected: Havelock, NC

Please Circle: PT MT CT (ET)

Phone: **910-229-8597**

Client Project # K625P194

Lab Project # **TERRACWNC-CHERRY POI**

Collected by (print): Baylee Kurtz

Site/Facility ID # MCAS CP

P.O. # ____

Collected by (signature): Baylee Kurtz

Immediately Packed on Ice N ____ Y X

Rush? (Lab MUST Be Notified)
____ Same Day ____ Five Day
____ Next Day ____ 5 Day (Rad Only)
____ Two Day X 10 Day (Rad Only)
____ Three Day

Quote # ____

Date Results Needed: Standard

Analysis / Container / Preservative

Chain of Custody Page ___ of ___

Pace® PEOPLE ADVANCING SCIENCE

12065 Lebanon Rd Mount Juliet, TN 37122
Phone: 615-758-5858 Alt: 800-767-5859

Submitting a sample via this chain of custody constitutes acknowledgment and acceptance of the Pace Terms and Conditions found at: https://info.pacelabs.com/hubfs/pas-standard-terms.pdf

SDG # L1233570

E133

Acctnum: **TERRACWNC**
Template: **T286010**
Prelogin: **P1197574**
PM: **Heather Wagner**
PB:
Shipped Via:

Sample ID	Comp/Grab	Matrix*	Depth	Date	Time	No. of Cntrs	DOD 6010 TAL Metals	DOD RCI	DOD8270TCL	DODDRO	DODPaint Filter	DODGRO	DODV8260BTEX	DODV8260TCL	DOD PFAS 1633	DOD Full TCLP+TCLP PCB	Remarks	Sample # (lab only)
CP-P292-S1-SPT-07	Comp	S	1-6	01-5-26	1110	4				X		X			X	X	—	01
CP-P292-S1-SPT-01	↓	↓	↓	01-5-26	1345	↓				X		X			X	X	—	02
CP-P292-S1-SPT-03				01-5-26	1315					X		X			X	X	—	03
CP-P292-S1-SPT-03-D				01-5-26	1330					X		X			X	X	—	04
CP-P292-S1-CPT-03				01-5-26	1415					X		X			X	X	—	05

* Matrix:
SS - Soil **AIR** - Air **F** - Filter
GW - Groundwater **B** - Bioassay
WW - WasteWater
DW - Drinking Water
OT - Other_____

Remarks:

pH _____ Temp _____
Flow _____ Other _____

Samples returned via:
__ UPS __ FedEx __ Courier __ _____

Tracking # 7920 9188 7719

Sample Receipt Checklist
COC Seal Present/Intact: __NP ✓Y __N
COC Signed/Accurate: __Y __N
Bottles arrive intact: __Y __N
Correct bottles used: __Y __N
Sufficient volume sent: __Y __N
If Applicable
VOA Zero Headspace: __Y __N
Preservation Correct/Checked: __Y __N
RAD Screen <0.5 mR/hr: ✓Y __N

Relinquished by : (Signature)	Date:	Time:	Received by: (Signature)	Trip Blank Received: ~~Yes~~ / No HCL / MeoH TBR	If preservation required by Login: Date/Time
Relinquished by : (Signature)	Date:	Time:	Received by: (Signature)	Temp: ~~4.9~~ °C 4.1±0=4.1 Bottles Received: 20	
Relinquished by : (Signature)	Date:	Time:	Received for lab by: (Signature)	Date: 1-7-26 Time: 0900	Hold: Condition: NCF / OK

Report of Analysis

Pace Analytical LLC
12065 Lebanon Rd.
Mt. Juliet, TN 37122
Attention: Jimmy Huckaba

Project Name: L1933570

Project Number: WG2671369

Lot Number:**BA09011**

Date Completed:01/26/2026

01/26/2026 4:24 PM
Approved and released by:
Project Manager II: **Edward Barnett**

The electronic signature above is the equivalent of a handwritten signature.
This report shall not be reproduced, except in its entirety, without the written approval of Pace Analytical Services, LLC.

Pace Analytical Services, LLC (*formerly Shealy Environmental Services, Inc.*)
106 Vantage Point Drive West Columbia, SC 29172
Tel: 803-791-9700 Fax: 803-791-9111 www.pacelabs.com

Case Narrative
Pace Analytical LLC
Lot Number: BA09011

This Report of Analysis contains the analytical result(s) for the sample(s) listed on the Sample Summary following this Case Narrative. The sample receiving date is documented in the header information associated with each sample.

All results listed in this report relate only to the samples that are contained within this report. Where sampling is conducted by the client, results relate to the accuracy of the information provided, and as the samples are received.

Sample receipt, sample analysis, and data review have been performed in accordance with the most current approved The NELAC Institute (TNI) standards, the Pace Analytical Services, LLC ("Pace") Laboratory Quality Manual, standard operating procedures (SOPs), and Pace policies. Additionally, the DoD QSM version 6.0 has been followed for these samples. Any exceptions to the TNI standards, the Laboratory Quality Manual, SOPs, the DoD QSM, or policies are qualified on the results page or discussed below.

Pace - West Columbia is a DOD/DOE accredited laboratory; however, the following subcontract laboratories do not hold DOD/DOE certification: Schnabel Engineering, Bunnell Lammons Engineering (BLE), and Pace - Sheridan Terra (WY). The use of these subcontract laboratories is approved by the customer prior to sample shipment.

Pace is a TNI accredited laboratory; however, the following analyses are currently not listed on our TNI scope accreditation: 11-Chloroeicosafluoro-3-oxaundecane-1-sulfonic acid (11Cl-PF3OUdS), 2H,2H,3H,3H-Perfluorooctanoic acid (5:3FTCA), 3-Perfluoroheptyl propanoic acid (7:3FTCA), 3-Perfluoropropyl propanoic acid (3:3FTCA), 4,8-Dioxa-3H-perfluorononanoic acid (ADONA), 9-Chlorohexadecafluoro-3-oxanonane-1-sulfonic acid (9Cl-PF3ONS), Hexafluoropropylene oxide dimer acid (HFPO-DA), N-ethyl perfluorooctanesulfonamide (NEtFOSA), N-ethyl perfluorooctanesulfonamidoethanol (NEtFOSE), N-methyl perfluorooctanesulfonamide (NMeFOSA), N-methyl perfluorooctanesulfonamidoethanol (NMeFOSE), Nonafluoro-3,6-dioxaheptanoic acid (NFDHA), Perfluoro(2-ethoxyethane)sulfonic acid (PFEESA), Perfluoro-3-methoxypropanoic acid (PFMPA), Perfluoro-4-methoxybutanoic acid (PFMBA), Perfluorododecanesulfonic acid (PFDoS), Perfluoropropanoic acid (PFPrA), 2H-perfluoro-2-octenoic acid (FHUEA), 2H-perfluoro-2-decenoic acid (FOUEA), Lithium Bis(trifluoromethane)sulfonimide (HQ-115) by EPA Method 8327. Perfluoropropanoic acid (PFPrA) and Bis (trifluoromethylsulfonyl)amine (TFSI) by EPA Method 1633.

Manual integration summaries are provided at the end of this report when applicable.

Where applicable, all soil sample results (including LOQ and DL if requested) are corrected for dry weight unless flagged with a "W" qualifier.

PFAS

EIS recovery (PFTeDA, PFUnA, PFDA, NEtFOSAA, PFOS, NEtFOSE) for the instrument blanks associated with following sample was outside the upper control limit: BA09011-004. The instrument blanks did not contain any target analytes; therefore, re-extraction and/or re-analysis was not performed.

BA09011-004 (CP-P292-S1-SPT-D) (Run 1) (Analysis Batch 29274) (Prep Batch 29241) PFAS 1633LV Method List (DOD QSM 6.0)

EIS recovery (PFTeDA) for the instrument blanks associated with the following sample was outside the upper control limit: BA09011-005. The blanks did not contain any target analytes; therefore, re-extraction and/or re-analysis was not performed.

BA09011-005 (CP-P292-S1-CPT-03) (Run 1) (Analysis Batch 29307) (Prep Batch 29241) PFAS 1633LV Method List (DOD QSM 6.0)

Sample Summary
Pace Analytical LLC
Lot Number: BA09011

Sample Number	Sample ID	Matrix	Date Sampled	Date Received
001	CP-P292-S1-SPT-07	Solid	01/05/2026 1110	01/09/2026
002	CP-P292-S1-SPT-01	Solid	01/05/2026 1345	01/09/2026
003	CP-P292-S1-SPT-03	Solid	01/05/2026 1315	01/09/2026
004	CP-P292-S1-SPT-D	Solid	01/05/2026 1330	01/09/2026
005	CP-P292-S1-CPT-03	Solid	01/05/2026 1415	01/09/2026

(5 samples)

Detection Summary
Pace Analytical LLC
Lot Number: BA09011

Sample	Sample ID	Matrix	Parameter	Method	Result	Q	Units	Page
001	CP-P292-S1-SPT-07	Solid	PFDS	1633	0.12	JM-03	ng/g	6
001	CP-P292-S1-SPT-07	Solid	PFDA	1633	0.19	J	ng/g	6
001	CP-P292-S1-SPT-07	Solid	PFDoA	1633	0.14	J	ng/g	6
001	CP-P292-S1-SPT-07	Solid	PFHpA	1633	0.14	JM-03	ng/g	6
001	CP-P292-S1-SPT-07	Solid	PFHxS	1633	0.099	J	ng/g	6
001	CP-P292-S1-SPT-07	Solid	PFHxA	1633	0.16	JM-03	ng/g	6
001	CP-P292-S1-SPT-07	Solid	PFOS	1633	1.3	M-03	ng/g	6
001	CP-P292-S1-SPT-07	Solid	PFOA	1633	0.43	M-03	ng/g	6
001	CP-P292-S1-SPT-07	Solid	PFPeA	1633	0.21	JM-03	ng/g	6
002	CP-P292-S1-SPT-01	Solid	PFHpA	1633	0.067	JM-03	ng/g	8
002	CP-P292-S1-SPT-01	Solid	PFHxS	1633	0.18	JM-03	ng/g	8
002	CP-P292-S1-SPT-01	Solid	PFOS	1633	0.67	M-03	ng/g	8
002	CP-P292-S1-SPT-01	Solid	PFOA	1633	0.19	JM-03	ng/g	8
003	CP-P292-S1-SPT-03	Solid	PFDA	1633	0.23	M-03	ng/g	10
003	CP-P292-S1-SPT-03	Solid	PFHpA	1633	0.15	J	ng/g	10
003	CP-P292-S1-SPT-03	Solid	PFHxS	1633	0.087	J	ng/g	10
003	CP-P292-S1-SPT-03	Solid	PFOS	1633	0.83	M-03	ng/g	10
003	CP-P292-S1-SPT-03	Solid	PFOA	1633	0.57	M-03	ng/g	10
004	CP-P292-S1-SPT-D	Solid	PFDS	1633	0.047	JM-03	ng/g	12
004	CP-P292-S1-SPT-D	Solid	PFDA	1633	0.46	M-03	ng/g	12
004	CP-P292-S1-SPT-D	Solid	PFDoA	1633	0.19	J	ng/g	12
004	CP-P292-S1-SPT-D	Solid	PFHpA	1633	0.15	JM-03	ng/g	12
004	CP-P292-S1-SPT-D	Solid	PFHxS	1633	0.093	JM-03	ng/g	12
004	CP-P292-S1-SPT-D	Solid	PFHxA	1633	0.18	JM-03	ng/g	12
004	CP-P292-S1-SPT-D	Solid	PFNA	1633	0.22	M-03	ng/g	12
004	CP-P292-S1-SPT-D	Solid	PFOS	1633	1.4	M-03	ng/g	12
004	CP-P292-S1-SPT-D	Solid	PFOA	1633	0.52	M-03	ng/g	12
004	CP-P292-S1-SPT-D	Solid	PFPeA	1633	0.21	J	ng/g	12
005	CP-P292-S1-CPT-03	Solid	PFHxA	1633	0.068	JM-03	ng/g	14
005	CP-P292-S1-CPT-03	Solid	PFOS	1633	0.47	M-03	ng/g	14
005	CP-P292-S1-CPT-03	Solid	PFOA	1633	0.11	JM-03	ng/g	14

(31 detections)

PFAS by LC/MS/MS

Client: **Pace Analytical LLC** | Laboratory ID: **BA09011-001**

Description: **CP-P292-S1-SPT-07** | Matrix: **Solid**

Date Sampled: **01/05/2026 1110** | % Solids: **88.3** **01/09/2026 1838**

Date Received: **01/09/2026**

Run	Prep Method	Analytical Method	Dilution	Analysis Date	Analyst	Prep Date	Batch
1	1633	1633	1	01/13/2026 2134	BWS	01/12/2026 1419	29225

Parameter	CAS Number	Analytical Method	Result	Q	LOQ	LOD	DL	Units	Run
Bis(trifluoromethylsulfonyl)amine (TFSI)	82113-65-3	1633	0.20	U	0.39	0.20	0.075	ng/g	1
11-chloroeicosafluoro-3-oxaundecane-1-sulfonic acid (11Cl-PF3...)	763051-92-9	1633	0.38	U	0.79	0.38	0.21	ng/g	1
9-Chlorohexadecafluoro-3-oxanonane-1-sulfonic acid (9Cl-PF3ONS)	756426-58-1	1633	0.37	U	0.79	0.37	0.21	ng/g	1
4,8-Dioxa-3H-perfluorononanoic acid (ADONA)	919005-14-4	1633	0.38	U	0.79	0.38	0.18	ng/g	1
1H,1H,2H,2H-Perfluorodecane sulfonic acid (8:2FTS)	39108-34-4	1633	0.38	U	0.79	0.38	0.24	ng/g	1
1H,1H,2H,2H-Perfluorohexane sulfonic acid (4:2FTS)	757124-72-4	1633	0.37	U	0.79	0.37	0.29	ng/g	1
1H,1H,2H,2H-Perfluorooctane sulfonic acid (6:2FTS)	27619-97-2	1633	0.56	U	0.79	0.56	0.51	ng/g	1
2H,2H,3H,3H-Perfluorooctanoic acid (5:3FTCA)	914637-49-3	1633	2.5	U	4.9	2.5	1.6	ng/g	1
Hexafluoropropylene oxide dimer acid (HFPO-DA)	13252-13-6	1633	0.40	U	0.79	0.40	0.21	ng/g	1
N-ethyl perfluorooctanesulfonamide (NEtFOSA)	4151-50-2	1633	0.10	U	0.20	0.10	0.078	ng/g	1
N-ethyl perfluorooctanesulfonamidoacetic acid (NEtFOSAA)	2991-50-6	1633	0.10	U	0.20	0.10	0.088	ng/g	1
N-ethyl perfluorooctanesulfonamidoethanol (NEtFOSE)	1691-99-2	1633	1.0	U	2.0	1.0	0.66	ng/g	1
N-methyl perfluorooctanesulfonamide (NMeFOSA)	31506-32-8	1633	0.10	U	0.20	0.10	0.059	ng/g	1
N-methyl perfluorooctanesulfonamidoacetic acid (NMeFOSAA)	2355-31-9	1633	0.15	U	0.20	0.15	0.15	ng/g	1
N-methyl perfluorooctanesulfonamidoethanol (NMeFOSE)	24448-09-7	1633	1.0	U	2.0	1.0	0.63	ng/g	1
Nonafluoro-3,6-dioxaheptanoic acid (NFDHA)	151772-58-6	1633	0.20	U	0.39	0.20	0.15	ng/g	1
Perfluoro(2-ethoxyethane)sulfonic acid (PFEESA)	113507-82-7	1633	0.18	U	0.39	0.18	0.077	ng/g	1
Perfluoro-3-methoxypropanoic acid (PFMPA)	377-73-1	1633	0.20	U	0.39	0.20	0.13	ng/g	1
Perfluoro-4-methoxybutanoic acid (PFMBA)	863090-89-5	1633	0.20	U	0.39	0.20	0.13	ng/g	1
Perfluorobutanesulfonic acid (PFBS)	375-73-5	1633	0.089	U	0.20	0.089	0.078	ng/g	1
Perfluorobutanoic acid (PFBA)	375-22-4	1633	0.40	U	0.79	0.40	0.25	ng/g	1
Perfluorodecanesulfonic acid (PFDS)	**335-77-3**	**1633**	**0.12**	**JM-03**	**0.20**	**0.10**	**0.039**	**ng/g**	**1**
Perfluorodecanoic acid (PFDA)	**335-76-2**	**1633**	**0.19**	**J**	**0.20**	**0.15**	**0.11**	**ng/g**	**1**
Perfluorododecanesulfonic acid (PFDoS)	79780-39-5	1633	0.10	U	0.20	0.10	0.067	ng/g	1
Perfluorododecanoic acid (PFDoA)	**307-55-1**	**1633**	**0.14**	**J**	**0.20**	**0.10**	**0.096**	**ng/g**	**1**
Perfluoroheptanesulfonic acid (PFHpS)	375-92-8	1633	0.10	U	0.20	0.10	0.081	ng/g	1
Perfluoroheptanoic acid (PFHpA)	**375-85-9**	**1633**	**0.14**	**JM-03**	**0.20**	**0.10**	**0.064**	**ng/g**	**1**
3-Perfluoroheptyl propanoic acid (7:3FTCA)	812-70-4	1633	2.5	U	4.9	2.5	1.8	ng/g	1
Perfluorohexanesulfonic acid (PFHxS)	**355-46-4**	**1633**	**0.099**	**J**	**0.20**	**0.091**	**0.064**	**ng/g**	**1**
Perfluorohexanoic acid (PFHxA)	**307-24-4**	**1633**	**0.16**	**JM-03**	**0.20**	**0.10**	**0.037**	**ng/g**	**1**
Perfluorononanesulfonic acid (PFNS)	68259-12-1	1633	0.10	U	0.20	0.10	0.083	ng/g	1
Perfluorononanoic acid (PFNA)	375-95-1	1633	0.10	UM-03	0.20	0.10	0.095	ng/g	1
Perfluorooctanesulfonamide (PFOSA)	754-91-6	1633	0.10	U	0.20	0.10	0.077	ng/g	1
Perfluorooctanesulfonic acid (PFOS)	**1763-23-1**	**1633**	**1.3**	**M-03**	**0.20**	**0.14**	**0.11**	**ng/g**	**1**
Perfluorooctanoic acid (PFOA)	**335-67-1**	**1633**	**0.43**	**M-03**	**0.20**	**0.15**	**0.11**	**ng/g**	**1**
Perfluoropentanesulfonic acid (PFPeS)	2706-91-4	1633	0.094	U	0.20	0.094	0.050	ng/g	1
Perfluoropentanoic acid (PFPeA)	**2706-90-3**	**1633**	**0.21**	**JM-03**	**0.39**	**0.20**	**0.15**	**ng/g**	**1**
Perfluoropropanoic acid (PFPrA)	422-64-0	1633	0.71	U	0.79	0.71	0.66	ng/g	1
3-Perfluoropropyl propanoic acid (3:3FTCA)	356-02-5	1633	0.74	U	0.99	0.74	0.53	ng/g	1
Perfluorotetradecanoic acid (PFTeDA)	376-06-7	1633	0.10	U	0.20	0.10	0.098	ng/g	1
Perfluorotridecanoic acid (PFTrDA)	72629-94-8	1633	0.10	U	0.20	0.10	0.057	ng/g	1
Perfluoroundecanoic acid (PFUnA)	2058-94-8	1633	0.099	UM-03	0.20	0.099	0.099	ng/g	1

LOQ = Limit of Quantitation	B = Detected in the method blank	E = Quantitation of compound exceeded the calibration range	DL = Detection Limit	Q = Surrogate failure
U = Not detected at or above the LOD	N = Recovery is out of criteria	P = The RPD between two GC columns exceeds 40%	J = Estimated result < LOQ and ≥ DL	L = LCS/LCSD failure
H = Out of holding time	W = Reported on wet weight basis	LOD = Limit of Detection		S = MS/MSD failure

Pace Analytical Services, LLC *(formerly Shealy Environmental Services, Inc.)*
106 Vantage Point Drive West Columbia, SC 29172 (803) 791-9700 Fax (803) 791-9111 www.pacelabs.com

PFAS by LC/MS/MS

Client:	**Pace Analytical LLC**	Laboratory ID:	**BA09011-001**
Description:	**CP-P292-S1-SPT-07**	Matrix:	**Solid**
Date Sampled:	**01/05/2026 1110**	% Solids:	**88.3 01/09/2026 1838**
Date Received:	**01/09/2026**		

Run	Prep Method	Analytical Method	Dilution	Analysis Date	Analyst	Prep Date	Batch
1	1633	1633	1	01/13/2026 2134	BWS	01/12/2026 1419	29225

Surrogate	Q	Run 1 % Recovery	Acceptance Limits
13C2-4:2FTS		105	40-165
13C2-6:2FTS		104	40-215
13C2-8:2FTS		92	40-275
13C8-PFOSA		85	40-130
D5-NEtFOSA		63	10-130
D3-NMeFOSA		75	10-130
D5-NEtFOSAA		91	40-150
D3-NMeFOSAA		92	40-135
13C4-PFBA		102	8-130
13C5-PFPeA	M-03	104	35-130
13C5-PFHxA		108	40-130
13C4-PFHpA		99	40-130
13C8-PFOA		95	40-130
13C9-PFNA		98	40-130
13C6-PFDA		97	40-130
13C3-PFBS		91	40-135
13C3-PFHxS		106	40-130
13C8-PFOS		113	40-130
13C7-PFUnA		98	40-130
13C2-PFDoA		83	40-130
13C2-PFTeDA		80	20-130
13C3-HFPO-DA		107	40-130
D7-NMeFOSE		77	20-130
D9-NEtFOSE		76	15-130
13C3-PFPrA		87	8-130

LOQ = Limit of Quantitation	B = Detected in the method blank	E = Quantitation of compound exceeded the calibration range	DL = Detection Limit	Q = Surrogate failure
U = Not detected at or above the LOD	N = Recovery is out of criteria	P = The RPD between two GC columns exceeds 40%	J = Estimated result < LOQ and ≥ DL	L = LCS/LCSD failure
H = Out of holding time	W = Reported on wet weight basis	LOD = Limit of Detection		S = MS/MSD failure

Pace Analytical Services, LLC *(formerly Shealy Environmental Services, Inc.)*
106 Vantage Point Drive West Columbia, SC 29172 (803) 791-9700 Fax (803) 791-9111 www.pacelabs.com

PFAS by LC/MS/MS

Client:	**Pace Analytical LLC**	Laboratory ID:	**BA09011-002**
Description:	**CP-P292-S1-SPT-01**	Matrix:	**Solid**
Date Sampled:	**01/05/2026 1345**	% Solids:	**89.5 01/09/2026 1838**
Date Received:	**01/09/2026**		

Run	Prep Method	Analytical Method	Dilution	Analysis Date	Analyst	Prep Date	Batch
1	1633	1633	1	01/13/2026 2144	BWS	01/12/2026 1419	29225

Parameter	CAS Number	Analytical Method	Result	Q	LOQ	LOD	DL	Units	Run
Bis(trifluoromethylsulfonyl)amine (TFSI)	82113-65-3	1633	0.20	U	0.40	0.20	0.076	ng/g	1
11-chloroeicosafluoro-3-oxaundecane-1-sulfonic acid (11Cl-PF3...)	763051-92-9	1633	0.38	U	0.80	0.38	0.21	ng/g	1
9-Chlorohexadecafluoro-3-oxanonane-1-sulfonic acid (9Cl-PF3ONS)	756426-58-1	1633	0.37	U	0.80	0.37	0.21	ng/g	1
4,8-Dioxa-3H-perfluorononanoic acid (ADONA)	919005-14-4	1633	0.38	U	0.80	0.38	0.18	ng/g	1
1H,1H,2H,2H-Perfluorodecane sulfonic acid (8:2FTS)	39108-34-4	1633	0.38	U	0.80	0.38	0.25	ng/g	1
1H,1H,2H,2H-Perfluorohexane sulfonic acid (4:2FTS)	757124-72-4	1633	0.37	U	0.80	0.37	0.30	ng/g	1
1H,1H,2H,2H-Perfluorooctane sulfonic acid (6:2FTS)	27619-97-2	1633	0.57	U	0.80	0.57	0.52	ng/g	1
2H,2H,3H,3H-Perfluorooctanoic acid (5:3FTCA)	914637-49-3	1633	2.5	U	5.0	2.5	1.7	ng/g	1
Hexafluoropropylene oxide dimer acid (HFPO-DA)	13252-13-6	1633	0.40	U	0.80	0.40	0.21	ng/g	1
N-ethyl perfluorooctanesulfonamide (NEtFOSA)	4151-50-2	1633	0.10	U	0.20	0.10	0.079	ng/g	1
N-ethyl perfluorooctanesulfonamidoacetic acid (NEtFOSAA)	2991-50-6	1633	0.10	U	0.20	0.10	0.089	ng/g	1
N-ethyl perfluorooctanesulfonamidoethanol (NEtFOSE)	1691-99-2	1633	1.0	U	2.0	1.0	0.67	ng/g	1
N-methyl perfluorooctanesulfonamide (NMeFOSA)	31506-32-8	1633	0.10	U	0.20	0.10	0.060	ng/g	1
N-methyl perfluorooctanesulfonamidoacetic acid (NMeFOSAA)	2355-31-9	1633	0.15	U	0.20	0.15	0.15	ng/g	1
N-methyl perfluorooctanesulfonamidoethanol (NMeFOSE)	24448-09-7	1633	1.0	U	2.0	1.0	0.64	ng/g	1
Nonafluoro-3,6-dioxaheptanoic acid (NFDHA)	151772-58-6	1633	0.20	U	0.40	0.20	0.15	ng/g	1
Perfluoro(2-ethoxyethane)sulfonic acid (PFEESA)	113507-82-7	1633	0.18	U	0.40	0.18	0.078	ng/g	1
Perfluoro-3-methoxypropanoic acid (PFMPA)	377-73-1	1633	0.20	U	0.40	0.20	0.13	ng/g	1
Perfluoro-4-methoxybutanoic acid (PFMBA)	863090-89-5	1633	0.20	U	0.40	0.20	0.13	ng/g	1
Perfluorobutanesulfonic acid (PFBS)	375-73-5	1633	0.089	U	0.20	0.089	0.079	ng/g	1
Perfluorobutanoic acid (PFBA)	375-22-4	1633	0.40	U	0.80	0.40	0.25	ng/g	1
Perfluorodecanesulfonic acid (PFDS)	335-77-3	1633	0.10	U	0.20	0.10	0.040	ng/g	1
Perfluorodecanoic acid (PFDA)	335-76-2	1633	0.15	U	0.20	0.15	0.11	ng/g	1
Perfluorododecanesulfonic acid (PFDoS)	79780-39-5	1633	0.10	U	0.20	0.10	0.068	ng/g	1
Perfluorododecanoic acid (PFDoA)	307-55-1	1633	0.10	U	0.20	0.10	0.097	ng/g	1
Perfluoroheptanesulfonic acid (PFHpS)	375-92-8	1633	0.10	U	0.20	0.10	0.082	ng/g	1
Perfluoroheptanoic acid (PFHpA)	**375-85-9**	**1633**	**0.067**	**JM-03**	**0.20**	**0.10**	**0.065**	**ng/g**	**1**
3-Perfluoroheptyl propanoic acid (7:3FTCA)	812-70-4	1633	2.5	U	5.0	2.5	1.8	ng/g	1
Perfluorohexanesulfonic acid (PFHxS)	**355-46-4**	**1633**	**0.18**	**JM-03**	**0.20**	**0.091**	**0.065**	**ng/g**	**1**
Perfluorohexanoic acid (PFHxA)	307-24-4	1633	0.10	U	0.20	0.10	0.038	ng/g	1
Perfluorononanesulfonic acid (PFNS)	68259-12-1	1633	0.10	U	0.20	0.10	0.084	ng/g	1
Perfluorononanoic acid (PFNA)	375-95-1	1633	0.10	UM-03	0.20	0.10	0.096	ng/g	1
Perfluorooctanesulfonamide (PFOSA)	754-91-6	1633	0.10	U	0.20	0.10	0.078	ng/g	1
Perfluorooctanesulfonic acid (PFOS)	**1763-23-1**	**1633**	**0.67**	**M-03**	**0.20**	**0.14**	**0.12**	**ng/g**	**1**
Perfluorooctanoic acid (PFOA)	**335-67-1**	**1633**	**0.19**	**JM-03**	**0.20**	**0.15**	**0.11**	**ng/g**	**1**
Perfluoropentanesulfonic acid (PFPeS)	2706-91-4	1633	0.094	U	0.20	0.094	0.051	ng/g	1
Perfluoropentanoic acid (PFPeA)	2706-90-3	1633	0.20	UM-03	0.40	0.20	0.15	ng/g	1
Perfluoropropanoic acid (PFPrA)	422-64-0	1633	0.72	U	0.80	0.72	0.67	ng/g	1
3-Perfluoropropyl propanoic acid (3:3FTCA)	356-02-5	1633	0.75	U	1.0	0.75	0.54	ng/g	1
Perfluorotetradecanoic acid (PFTeDA)	376-06-7	1633	0.10	U	0.20	0.10	0.099	ng/g	1
Perfluorotridecanoic acid (PFTrDA)	72629-94-8	1633	0.10	U	0.20	0.10	0.058	ng/g	1
Perfluoroundecanoic acid (PFUnA)	2058-94-8	1633	0.10	U	0.20	0.10	0.10	ng/g	1

LOQ = Limit of Quantitation	B = Detected in the method blank	E = Quantitation of compound exceeded the calibration range	DL = Detection Limit	Q = Surrogate failure
U = Not detected at or above the LOD	N = Recovery is out of criteria	P = The RPD between two GC columns exceeds 40%	J = Estimated result < LOQ and ≥ DL	L = LCS/LCSD failure
H = Out of holding time	W = Reported on wet weight basis	LOD = Limit of Detection		S = MS/MSD failure

Pace Analytical Services, LLC *(formerly Shealy Environmental Services, Inc.)*
106 Vantage Point Drive West Columbia, SC 29172 (803) 791-9700 Fax (803) 791-9111 www.pacelabs.com

PFAS by LC/MS/MS

Client:	**Pace Analytical LLC**	Laboratory ID:	**BA09011-002**
Description:	**CP-P292-S1-SPT-01**	Matrix:	**Solid**
Date Sampled:	**01/05/2026 1345**	% Solids:	**89.5 01/09/2026 1838**
Date Received:	**01/09/2026**		

Run	Prep Method	Analytical Method	Dilution	Analysis Date	Analyst	Prep Date	Batch
1	1633	1633	1	01/13/2026 2144	BWS	01/12/2026 1419	29225

Surrogate	Q	Run 1 % Recovery	Acceptance Limits
13C2-4:2FTS		104	40-165
13C2-6:2FTS		126	40-215
13C2-8:2FTS		107	40-275
13C8-PFOSA		87	40-130
D5-NEtFOSA		65	10-130
D3-NMeFOSA		77	10-130
D5-NEtFOSAA		102	40-150
D3-NMeFOSAA		107	40-135
13C4-PFBA		111	8-130
13C5-PFPeA	M-03	109	35-130
13C5-PFHxA		104	40-130
13C4-PFHpA		108	40-130
13C8-PFOA		99	40-130
13C9-PFNA		103	40-130
13C6-PFDA		110	40-130
13C3-PFBS		100	40-135
13C3-PFHxS		112	40-130
13C8-PFOS		117	40-130
13C7-PFUnA		100	40-130
13C2-PFDoA		91	40-130
13C2-PFTeDA		77	20-130
13C3-HFPO-DA		109	40-130
D7-NMeFOSE		85	20-130
D9-NEtFOSE		82	15-130
13C3-PFPrA		98	8-130

LOQ = Limit of Quantitation	B = Detected in the method blank	E = Quantitation of compound exceeded the calibration range	DL = Detection Limit	Q = Surrogate failure
U = Not detected at or above the LOD	N = Recovery is out of criteria	P = The RPD between two GC columns exceeds 40%	J = Estimated result < LOQ and ≥ DL	L = LCS/LCSD failure
H = Out of holding time	W = Reported on wet weight basis	LOD = Limit of Detection		S = MS/MSD failure

Pace Analytical Services, LLC *(formerly Shealy Environmental Services, Inc.)*
106 Vantage Point Drive West Columbia, SC 29172 (803) 791-9700 Fax (803) 791-9111 www.pacelabs.com

PFAS by LC/MS/MS

Client:	**Pace Analytical LLC**	Laboratory ID:	**BA09011-003**
Description:	**CP-P292-S1-SPT-03**	Matrix:	**Solid**
Date Sampled:	**01/05/2026 1315**	% Solids:	**80.0 01/09/2026 1838**
Date Received:	**01/09/2026**		

Run	Prep Method	Analytical Method	Dilution	Analysis Date	Analyst	Prep Date	Batch
1	1633	1633	1	01/13/2026 2154	BWS	01/12/2026 1419	29225

Parameter	CAS Number	Analytical Method	Result	Q	LOQ	LOD	DL	Units	Run
Bis(trifluoromethylsulfonyl)amine (TFSI)	82113-65-3	1633	0.20	U	0.39	0.20	0.074	ng/g	1
11-chloroeicosafluoro-3-oxaundecane-1-sulfonic acid (11Cl-PF3...)	763051-92-9	1633	0.37	U	0.78	0.37	0.21	ng/g	1
9-Chlorohexadecafluoro-3-oxanonane-1-sulfonic acid (9Cl-PF3ONS)	756426-58-1	1633	0.36	U	0.78	0.36	0.21	ng/g	1
4,8-Dioxa-3H-perfluorononanoic acid (ADONA)	919005-14-4	1633	0.37	U	0.78	0.37	0.18	ng/g	1
1H,1H,2H,2H-Perfluorodecane sulfonic acid (8:2FTS)	39108-34-4	1633	0.37	U	0.78	0.37	0.24	ng/g	1
1H,1H,2H,2H-Perfluorohexane sulfonic acid (4:2FTS)	757124-72-4	1633	0.36	U	0.78	0.36	0.29	ng/g	1
1H,1H,2H,2H-Perfluorooctane sulfonic acid (6:2FTS)	27619-97-2	1633	0.56	U	0.78	0.56	0.51	ng/g	1
2H,2H,3H,3H-Perfluorooctanoic acid (5:3FTCA)	914637-49-3	1633	2.5	U	4.9	2.5	1.6	ng/g	1
Hexafluoropropylene oxide dimer acid (HFPO-DA)	13252-13-6	1633	0.39	U	0.78	0.39	0.21	ng/g	1
N-ethyl perfluorooctanesulfonamide (NEtFOSA)	4151-50-2	1633	0.10	U	0.20	0.10	0.077	ng/g	1
N-ethyl perfluorooctanesulfonamidoacetic acid (NEtFOSAA)	2991-50-6	1633	0.10	U	0.20	0.10	0.087	ng/g	1
N-ethyl perfluorooctanesulfonamidoethanol (NEtFOSE)	1691-99-2	1633	1.0	U	2.0	1.0	0.66	ng/g	1
N-methyl perfluorooctanesulfonamide (NMeFOSA)	31506-32-8	1633	0.10	U	0.20	0.10	0.059	ng/g	1
N-methyl perfluorooctanesulfonamidoacetic acid (NMeFOSAA)	2355-31-9	1633	0.15	U	0.20	0.15	0.15	ng/g	1
N-methyl perfluorooctanesulfonamidoethanol (NMeFOSE)	24448-09-7	1633	1.0	U	2.0	1.0	0.63	ng/g	1
Nonafluoro-3,6-dioxaheptanoic acid (NFDHA)	151772-58-6	1633	0.20	U	0.39	0.20	0.15	ng/g	1
Perfluoro(2-ethoxyethane)sulfonic acid (PFEESA)	113507-82-7	1633	0.18	U	0.39	0.18	0.076	ng/g	1
Perfluoro-3-methoxypropanoic acid (PFMPA)	377-73-1	1633	0.20	U	0.39	0.20	0.13	ng/g	1
Perfluoro-4-methoxybutanoic acid (PFMBA)	863090-89-5	1633	0.20	U	0.39	0.20	0.13	ng/g	1
Perfluorobutanesulfonic acid (PFBS)	375-73-5	1633	0.089	U	0.20	0.089	0.077	ng/g	1
Perfluorobutanoic acid (PFBA)	375-22-4	1633	0.39	U	0.78	0.39	0.25	ng/g	1
Perfluorodecanesulfonic acid (PFDS)	335-77-3	1633	0.10	U	0.20	0.10	0.039	ng/g	1
Perfluorodecanoic acid (PFDA)	**335-76-2**	**1633**	**0.23**	**M-03**	**0.20**	**0.15**	**0.11**	**ng/g**	**1**
Perfluorododecanesulfonic acid (PFDoS)	79780-39-5	1633	0.10	U	0.20	0.10	0.067	ng/g	1
Perfluorododecanoic acid (PFDoA)	307-55-1	1633	0.10	U	0.20	0.10	0.095	ng/g	1
Perfluoroheptanesulfonic acid (PFHpS)	375-92-8	1633	0.10	U	0.20	0.10	0.080	ng/g	1
Perfluoroheptanoic acid (PFHpA)	**375-85-9**	**1633**	**0.15**	**J**	**0.20**	**0.10**	**0.064**	**ng/g**	**1**
3-Perfluoroheptyl propanoic acid (7:3FTCA)	812-70-4	1633	2.5	U	4.9	2.5	1.8	ng/g	1
Perfluorohexanesulfonic acid (PFHxS)	**355-46-4**	**1633**	**0.087**	**J**	**0.20**	**0.091**	**0.064**	**ng/g**	**1**
Perfluorohexanoic acid (PFHxA)	307-24-4	1633	0.10	U	0.20	0.10	0.037	ng/g	1
Perfluorononanesulfonic acid (PFNS)	68259-12-1	1633	0.10	U	0.20	0.10	0.082	ng/g	1
Perfluorononanoic acid (PFNA)	375-95-1	1633	0.10	U	0.20	0.10	0.094	ng/g	1
Perfluorooctanesulfonamide (PFOSA)	754-91-6	1633	0.10	U	0.20	0.10	0.076	ng/g	1
Perfluorooctanesulfonic acid (PFOS)	**1763-23-1**	**1633**	**0.83**	**M-03**	**0.20**	**0.14**	**0.11**	**ng/g**	**1**
Perfluorooctanoic acid (PFOA)	**335-67-1**	**1633**	**0.57**	**M-03**	**0.20**	**0.15**	**0.11**	**ng/g**	**1**
Perfluoropentanesulfonic acid (PFPeS)	2706-91-4	1633	0.094	U	0.20	0.094	0.050	ng/g	1
Perfluoropentanoic acid (PFPeA)	2706-90-3	1633	0.20	U	0.39	0.20	0.15	ng/g	1
Perfluoropropanoic acid (PFPrA)	422-64-0	1633	0.70	U	0.78	0.70	0.66	ng/g	1
3-Perfluoropropyl propanoic acid (3:3FTCA)	356-02-5	1633	0.74	U	0.98	0.74	0.53	ng/g	1
Perfluorotetradecanoic acid (PFTeDA)	376-06-7	1633	0.10	U	0.20	0.10	0.097	ng/g	1
Perfluorotridecanoic acid (PFTrDA)	72629-94-8	1633	0.10	U	0.20	0.10	0.057	ng/g	1
Perfluoroundecanoic acid (PFUnA)	2058-94-8	1633	0.098	U	0.20	0.098	0.098	ng/g	1

LOQ = Limit of Quantitation	B = Detected in the method blank	E = Quantitation of compound exceeded the calibration range	DL = Detection Limit	Q = Surrogate failure
U = Not detected at or above the LOD	N = Recovery is out of criteria	P = The RPD between two GC columns exceeds 40%	J = Estimated result < LOQ and ≥ DL	L = LCS/LCSD failure
H = Out of holding time	W = Reported on wet weight basis	LOD = Limit of Detection		S = MS/MSD failure

Pace Analytical Services, LLC *(formerly Shealy Environmental Services, Inc.)*
106 Vantage Point Drive West Columbia, SC 29172 (803) 791-9700 Fax (803) 791-9111 www.pacelabs.com

PFAS by LC/MS/MS

Client:	**Pace Analytical LLC**	Laboratory ID:	**BA09011-003**
Description:	**CP-P292-S1-SPT-03**	Matrix:	**Solid**
Date Sampled:	**01/05/2026 1315**	% Solids:	**80.0 01/09/2026 1838**
Date Received:	**01/09/2026**		

Run	Prep Method	Analytical Method	Dilution	Analysis Date	Analyst	Prep Date	Batch
1	1633	1633	1	01/13/2026 2154	BWS	01/12/2026 1419	29225

Surrogate	Q	Run 1 % Recovery	Acceptance Limits
13C2-4:2FTS		110	40-165
13C2-6:2FTS		113	40-215
13C2-8:2FTS		78	40-275
13C8-PFOSA		70	40-130
D5-NEtFOSA		50	10-130
D3-NMeFOSA		56	10-130
D5-NEtFOSAA		75	40-150
D3-NMeFOSAA		84	40-135
13C4-PFBA		114	8-130
13C5-PFPeA	M-03	107	35-130
13C5-PFHxA		102	40-130
13C4-PFHpA		112	40-130
13C8-PFOA		102	40-130
13C9-PFNA		101	40-130
13C6-PFDA		90	40-130
13C3-PFBS		93	40-135
13C3-PFHxS		105	40-130
13C8-PFOS		94	40-130
13C7-PFUnA		69	40-130
13C2-PFDoA		61	40-130
13C2-PFTeDA		60	20-130
13C3-HFPO-DA		112	40-130
D7-NMeFOSE		60	20-130
D9-NEtFOSE		54	15-130
13C3-PFPrA		103	8-130

LOQ = Limit of Quantitation	B = Detected in the method blank	E = Quantitation of compound exceeded the calibration range	DL = Detection Limit	Q = Surrogate failure
U = Not detected at or above the LOD	N = Recovery is out of criteria	P = The RPD between two GC columns exceeds 40%	J = Estimated result < LOQ and ≥ DL	L = LCS/LCSD failure
H = Out of holding time	W = Reported on wet weight basis	LOD = Limit of Detection		S = MS/MSD failure

Pace Analytical Services, LLC *(formerly Shealy Environmental Services, Inc.)*
106 Vantage Point Drive West Columbia, SC 29172 (803) 791-9700 Fax (803) 791-9111 www.pacelabs.com

PFAS by LC/MS/MS

Client: **Pace Analytical LLC** | Laboratory ID: **BA09011-004**

Description: **CP-P292-S1-SPT-D** | Matrix: **Solid**

Date Sampled: **01/05/2026 1330** | % Solids: **77.7** **01/09/2026 1838**

Date Received: **01/09/2026**

Run	Prep Method	Analytical Method	Dilution	Analysis Date	Analyst	Prep Date	Batch
1	1633	1633	1	01/13/2026 2137	JWG	01/13/2026 0857	29241
3	1633	1633	1	01/23/2026 1945	BWS	01/23/2026 1358	29428

Parameter	CAS Number	Analytical Method	Result	Q	LOQ	LOD	DL	Units	Run
Bis(trifluoromethylsulfonyl)amine (TFSI)	82113-65-3	1633	0.20	U	0.39	0.20	0.074	ng/g	1
11-chloroeicosafluoro-3-oxaundecane-1-sulfonic acid (11Cl-PF3...)	763051-92-9	1633	0.37	U	0.78	0.37	0.21	ng/g	1
9-Chlorohexadecafluoro-3-oxanonane-1-sulfonic acid (9Cl-PF3ONS)	756426-58-1	1633	0.36	U	0.78	0.36	0.21	ng/g	1
4,8-Dioxa-3H-perfluorononanoic acid (ADONA)	919005-14-4	1633	0.37	U	0.78	0.37	0.18	ng/g	1
1H,1H,2H,2H-Perfluorodecane sulfonic acid (8:2FTS)	39108-34-4	1633	0.37	U	0.78	0.37	0.24	ng/g	1
1H,1H,2H,2H-Perfluorohexane sulfonic acid (4:2FTS)	757124-72-4	1633	0.36	U	0.78	0.36	0.29	ng/g	1
1H,1H,2H,2H-Perfluorooctane sulfonic acid (6:2FTS)	27619-97-2	1633	0.56	U	0.78	0.56	0.51	ng/g	1
2H,2H,3H,3H-Perfluorooctanoic acid (5:3FTCA)	914637-49-3	1633	2.5	U	4.9	2.5	1.6	ng/g	1
Hexafluoropropylene oxide dimer acid (HFPO-DA)	13252-13-6	1633	0.39	U	0.78	0.39	0.21	ng/g	1
N-ethyl perfluorooctanesulfonamide (NEtFOSA)	4151-50-2	1633	0.10	U	0.20	0.10	0.077	ng/g	1
N-ethyl perfluorooctanesulfonamidoacetic acid (NEtFOSAA)	2991-50-6	1633	0.10	U	0.20	0.10	0.087	ng/g	1
N-ethyl perfluorooctanesulfonamidoethanol (NEtFOSE)	1691-99-2	1633	1.0	U	2.0	1.0	0.66	ng/g	1
N-methyl perfluorooctanesulfonamide (NMeFOSA)	31506-32-8	1633	0.10	U	0.20	0.10	0.059	ng/g	1
N-methyl perfluorooctanesulfonamidoacetic acid (NMeFOSAA)	2355-31-9	1633	0.15	U	0.20	0.15	0.15	ng/g	1
N-methyl perfluorooctanesulfonamidoethanol (NMeFOSE)	24448-09-7	1633	1.0	U	2.0	1.0	0.63	ng/g	1
Nonafluoro-3,6-dioxaheptanoic acid (NFDHA)	151772-58-6	1633	0.20	UM-03	0.39	0.20	0.15	ng/g	1
Perfluoro(2-ethoxyethane)sulfonic acid (PFEESA)	113507-82-7	1633	0.18	U	0.39	0.18	0.076	ng/g	1
Perfluoro-3-methoxypropanoic acid (PFMPA)	377-73-1	1633	0.20	U	0.39	0.20	0.13	ng/g	1
Perfluoro-4-methoxybutanoic acid (PFMBA)	863090-89-5	1633	0.20	U	0.39	0.20	0.13	ng/g	1
Perfluorobutanesulfonic acid (PFBS)	375-73-5	1633	0.089	UM-03	0.20	0.089	0.077	ng/g	1
Perfluorobutanoic acid (PFBA)	375-22-4	1633	0.39	UM-08	0.78	0.39	0.25	ng/g	1
Perfluorodecanesulfonic acid (PFDS)	**335-77-3**	**1633**	**0.047**	**JM-03**	**0.20**	**0.10**	**0.039**	**ng/g**	**1**
Perfluorodecanoic acid (PFDA)	**335-76-2**	**1633**	**0.46**	**M-03**	**0.20**	**0.15**	**0.11**	**ng/g**	**1**
Perfluorododecanesulfonic acid (PFDoS)	79780-39-5	1633	0.10	U	0.20	0.10	0.067	ng/g	1
Perfluorododecanoic acid (PFDoA)	**307-55-1**	**1633**	**0.19**	**J**	**0.20**	**0.10**	**0.095**	**ng/g**	**1**
Perfluoroheptanesulfonic acid (PFHpS)	375-92-8	1633	0.10	U	0.20	0.10	0.080	ng/g	1
Perfluoroheptanoic acid (PFHpA)	**375-85-9**	**1633**	**0.15**	**JM-03**	**0.20**	**0.10**	**0.064**	**ng/g**	**1**
3-Perfluoroheptyl propanoic acid (7:3FTCA)	812-70-4	1633	2.5	U	4.9	2.5	1.8	ng/g	1
Perfluorohexanesulfonic acid (PFHxS)	**355-46-4**	**1633**	**0.093**	**JM-03**	**0.20**	**0.091**	**0.064**	**ng/g**	**1**
Perfluorohexanoic acid (PFHxA)	**307-24-4**	**1633**	**0.18**	**JM-03**	**0.20**	**0.10**	**0.037**	**ng/g**	**1**
Perfluorononanesulfonic acid (PFNS)	68259-12-1	1633	0.10	U	0.20	0.10	0.082	ng/g	1
Perfluorononanoic acid (PFNA)	**375-95-1**	**1633**	**0.22**	**M-03**	**0.20**	**0.10**	**0.094**	**ng/g**	**1**
Perfluorooctanesulfonamide (PFOSA)	754-91-6	1633	0.10	U	0.20	0.10	0.076	ng/g	1
Perfluorooctanesulfonic acid (PFOS)	**1763-23-1**	**1633**	**1.4**	**M-03**	**0.19**	**0.13**	**0.11**	**ng/g**	**3**
Perfluorooctanoic acid (PFOA)	**335-67-1**	**1633**	**0.52**	**M-03**	**0.20**	**0.15**	**0.11**	**ng/g**	**1**
Perfluoropentanesulfonic acid (PFPeS)	2706-91-4	1633	0.094	U	0.20	0.094	0.050	ng/g	1
Perfluoropentanoic acid (PFPeA)	**2706-90-3**	**1633**	**0.21**	**J**	**0.39**	**0.20**	**0.15**	**ng/g**	**1**
Perfluoropropanoic acid (PFPrA)	422-64-0	1633	0.70	U	0.78	0.70	0.66	ng/g	1
3-Perfluoropropyl propanoic acid (3:3FTCA)	356-02-5	1633	0.74	U	0.98	0.74	0.53	ng/g	1
Perfluorotetradecanoic acid (PFTeDA)	376-06-7	1633	0.10	UM-03	0.20	0.10	0.097	ng/g	1
Perfluorotridecanoic acid (PFTrDA)	72629-94-8	1633	0.10	U	0.20	0.10	0.057	ng/g	1
Perfluoroundecanoic acid (PFUnA)	2058-94-8	1633	0.098	UM-03	0.20	0.098	0.098	ng/g	1

LOQ = Limit of Quantitation	B = Detected in the method blank	E = Quantitation of compound exceeded the calibration range	DL = Detection Limit	Q = Surrogate failure
U = Not detected at or above the LOD	N = Recovery is out of criteria	P = The RPD between two GC columns exceeds 40%	J = Estimated result < LOQ and ≥ DL	L = LCS/LCSD failure
H = Out of holding time	W = Reported on wet weight basis	LOD = Limit of Detection		S = MS/MSD failure

Pace Analytical Services, LLC *(formerly Shealy Environmental Services, Inc.)*
106 Vantage Point Drive West Columbia, SC 29172 (803) 791-9700 Fax (803) 791-9111 www.pacelabs.com

PFAS by LC/MS/MS

Client: **Pace Analytical LLC**
Laboratory ID: **BA09011-004**
Description: **CP-P292-S1-SPT-D**
Matrix: **Solid**
Date Sampled: **01/05/2026 1330**
% Solids: **77.7** **01/09/2026 1838**
Date Received: **01/09/2026**

Run	Prep Method	Analytical Method	Dilution	Analysis Date	Analyst	Prep Date	Batch
1	1633	1633	1	01/13/2026 2137	JWG	01/13/2026 0857	29241
3	1633	1633	1	01/23/2026 1945	BWS	01/23/2026 1358	29428

Surrogate	Q	Run 1 % Recovery	Acceptance Limits	Q	Run 3 % Recovery	Acceptance Limits
13C2-4:2FTS		103	40-165		87	40-165
13C2-6:2FTS		135	40-215		92	40-215
13C2-8:2FTS		126	40-275		86	40-275
13C8-PFOSA		94	40-130		85	40-130
D5-NEtFOSA		61	10-130		62	10-130
D3-NMeFOSA		71	10-130		64	10-130
D5-NEtFOSAA		110	40-150		84	40-150
D3-NMeFOSAA		111	40-135		81	40-135
13C4-PFBA		102	8-130		84	8-130
13C5-PFPeA		102	35-130		93	35-130
13C5-PFHxA		99	40-130		91	40-130
13C4-PFHpA		104	40-130		91	40-130
13C8-PFOA		93	40-130		92	40-130
13C9-PFNA	M-03	109	40-130		93	40-130
13C6-PFDA		105	40-130		86	40-130
13C3-PFBS		86	40-135		87	40-135
13C3-PFHxS		107	40-130		97	40-130
13C8-PFOS		118	40-130		85	40-130
13C7-PFUnA		105	40-130		79	40-130
13C2-PFDoA		89	40-130		72	40-130
13C2-PFTeDA		74	20-130		65	20-130
13C3-HFPO-DA		111	40-130		97	40-130
D7-NMeFOSE		91	20-130		78	20-130
D9-NEtFOSE		89	15-130		73	15-130
13C3-PFPrA		92	8-130		77	8-130

LOQ = Limit of Quantitation	B = Detected in the method blank	E = Quantitation of compound exceeded the calibration range	DL = Detection Limit	Q = Surrogate failure
U = Not detected at or above the LOD	N = Recovery is out of criteria	P = The RPD between two GC columns exceeds 40%	J = Estimated result < LOQ and ≥ DL	L = LCS/LCSD failure
H = Out of holding time	W = Reported on wet weight basis	LOD = Limit of Detection		S = MS/MSD failure

Pace Analytical Services, LLC *(formerly Shealy Environmental Services, Inc.)*
106 Vantage Point Drive West Columbia, SC 29172 (803) 791-9700 Fax (803) 791-9111 www.pacelabs.com

PFAS by LC/MS/MS

Client:	**Pace Analytical LLC**	Laboratory ID:	**BA09011-005**
Description:	**CP-P292-S1-CPT-03**	Matrix:	**Solid**
Date Sampled:	**01/05/2026 1415**	% Solids:	**89.9 01/09/2026 1838**
Date Received:	**01/09/2026**		

Run	Prep Method	Analytical Method	Dilution	Analysis Date	Analyst	Prep Date	Batch
1	1633	1633	1	01/16/2026 0056	JWG	01/13/2026 0857	29241
2	1633	1633	1	01/23/2026 1201	ERL	01/22/2026 1105	29382

Parameter	CAS Number	Analytical Method	Result	Q	LOQ	LOD	DL	Units	Run
Bis(trifluoromethylsulfonyl)amine (TFSI)	82113-65-3	1633	0.20	U	0.39	0.20	0.074	ng/g	1
11-chloroeicosafluoro-3-oxaundecane-1-sulfonic acid (11Cl-PF3...)	763051-92-9	1633	0.37	U	0.78	0.37	0.20	ng/g	1
9-Chlorohexadecafluoro-3-oxanonane-1-sulfonic acid (9Cl-PF3ONS)	756426-58-1	1633	0.36	U	0.78	0.36	0.21	ng/g	1
4,8-Dioxa-3H-perfluorononanoic acid (ADONA)	919005-14-4	1633	0.37	U	0.78	0.37	0.18	ng/g	1
1H,1H,2H,2H-Perfluorodecane sulfonic acid (8:2FTS)	39108-34-4	1633	0.37	U	0.78	0.37	0.24	ng/g	1
1H,1H,2H,2H-Perfluorohexane sulfonic acid (4:2FTS)	757124-72-4	1633	0.36	U	0.78	0.36	0.29	ng/g	1
1H,1H,2H,2H-Perfluorooctane sulfonic acid (6:2FTS)	27619-97-2	1633	0.56	U	0.78	0.56	0.51	ng/g	1
2H,2H,3H,3H-Perfluorooctanoic acid (5:3FTCA)	914637-49-3	1633	2.5	U	4.9	2.5	1.6	ng/g	1
Hexafluoropropylene oxide dimer acid (HFPO-DA)	13252-13-6	1633	0.39	U	0.78	0.39	0.21	ng/g	1
N-ethyl perfluorooctanesulfonamide (NEtFOSA)	4151-50-2	1633	0.10	U	0.20	0.10	0.077	ng/g	1
N-ethyl perfluorooctanesulfonamidoacetic acid (NEtFOSAA)	2991-50-6	1633	0.10	U	0.20	0.10	0.087	ng/g	1
N-ethyl perfluorooctanesulfonamidoethanol (NEtFOSE)	1691-99-2	1633	1.0	U	2.0	1.0	0.66	ng/g	1
N-methyl perfluorooctanesulfonamide (NMeFOSA)	31506-32-8	1633	0.10	U	0.20	0.10	0.059	ng/g	1
N-methyl perfluorooctanesulfonamidoacetic acid (NMeFOSAA)	2355-31-9	1633	0.15	U	0.20	0.15	0.15	ng/g	1
N-methyl perfluorooctanesulfonamidoethanol (NMeFOSE)	24448-09-7	1633	1.0	U	2.0	1.0	0.63	ng/g	1
Nonafluoro-3,6-dioxaheptanoic acid (NFDHA)	151772-58-6	1633	0.20	U	0.39	0.20	0.15	ng/g	1
Perfluoro(2-ethoxyethane)sulfonic acid (PFEESA)	113507-82-7	1633	0.18	U	0.39	0.18	0.076	ng/g	1
Perfluoro-3-methoxypropanoic acid (PFMPA)	377-73-1	1633	0.20	U	0.39	0.20	0.13	ng/g	1
Perfluoro-4-methoxybutanoic acid (PFMBA)	863090-89-5	1633	0.20	U	0.39	0.20	0.13	ng/g	1
Perfluorobutanesulfonic acid (PFBS)	375-73-5	1633	0.089	U	0.20	0.089	0.077	ng/g	1
Perfluorobutanoic acid (PFBA)	375-22-4	1633	0.39	UM-08	0.78	0.39	0.24	ng/g	1
Perfluorodecanesulfonic acid (PFDS)	335-77-3	1633	0.10	U	0.20	0.10	0.039	ng/g	1
Perfluorodecanoic acid (PFDA)	335-76-2	1633	0.15	UM-03	0.20	0.15	0.11	ng/g	1
Perfluorododecanesulfonic acid (PFDoS)	79780-39-5	1633	0.10	U	0.20	0.10	0.066	ng/g	1
Perfluorododecanoic acid (PFDoA)	307-55-1	1633	0.10	U	0.20	0.10	0.095	ng/g	1
Perfluoroheptanesulfonic acid (PFHpS)	375-92-8	1633	0.10	U	0.20	0.10	0.080	ng/g	1
Perfluoroheptanoic acid (PFHpA)	375-85-9	1633	0.10	UM-03	0.20	0.10	0.063	ng/g	1
3-Perfluoroheptyl propanoic acid (7:3FTCA)	812-70-4	1633	2.5	U	4.9	2.5	1.8	ng/g	1
Perfluorohexanesulfonic acid (PFHxS)	355-46-4	1633	0.091	UM-03	0.20	0.091	0.063	ng/g	1
Perfluorohexanoic acid (PFHxA)	**307-24-4**	**1633**	**0.068**	**JM-03**	**0.20**	**0.10**	**0.037**	**ng/g**	**1**
Perfluorononanesulfonic acid (PFNS)	68259-12-1	1633	0.10	U	0.20	0.10	0.082	ng/g	1
Perfluorononanoic acid (PFNA)	375-95-1	1633	0.10	UM-03	0.20	0.10	0.094	ng/g	1
Perfluorooctanesulfonamide (PFOSA)	754-91-6	1633	0.10	U	0.20	0.10	0.076	ng/g	1
Perfluorooctanesulfonic acid (PFOS)	**1763-23-1**	**1633**	**0.47**	**M-03**	**0.20**	**0.14**	**0.12**	**ng/g**	**2**
Perfluorooctanoic acid (PFOA)	**335-67-1**	**1633**	**0.11**	**JM-03**	**0.20**	**0.15**	**0.11**	**ng/g**	**1**
Perfluoropentanesulfonic acid (PFPeS)	2706-91-4	1633	0.094	U	0.20	0.094	0.050	ng/g	1
Perfluoropentanoic acid (PFPeA)	2706-90-3	1633	0.20	UM-03	0.39	0.20	0.15	ng/g	1
Perfluoropropanoic acid (PFPrA)	422-64-0	1633	0.70	U	0.78	0.70	0.66	ng/g	1
3-Perfluoropropyl propanoic acid (3:3FTCA)	356-02-5	1633	0.74	U	0.98	0.74	0.53	ng/g	1
Perfluorotetradecanoic acid (PFTeDA)	376-06-7	1633	0.10	U	0.20	0.10	0.097	ng/g	1
Perfluorotridecanoic acid (PFTrDA)	72629-94-8	1633	0.10	U	0.20	0.10	0.057	ng/g	1
Perfluoroundecanoic acid (PFUnA)	2058-94-8	1633	0.098	U	0.20	0.098	0.098	ng/g	1

LOQ = Limit of Quantitation	B = Detected in the method blank	E = Quantitation of compound exceeded the calibration range	DL = Detection Limit	Q = Surrogate failure
U = Not detected at or above the LOD	N = Recovery is out of criteria	P = The RPD between two GC columns exceeds 40%	J = Estimated result < LOQ and ≥ DL	L = LCS/LCSD failure
H = Out of holding time	W = Reported on wet weight basis	LOD = Limit of Detection		S = MS/MSD failure

Pace Analytical Services, LLC *(formerly Shealy Environmental Services, Inc.)*
106 Vantage Point Drive West Columbia, SC 29172 (803) 791-9700 Fax (803) 791-9111 www.pacelabs.com

PFAS by LC/MS/MS

Client: **Pace Analytical LLC**
Laboratory ID: **BA09011-005**
Description: **CP-P292-S1-CPT-03**
Matrix: **Solid**
Date Sampled: **01/05/2026 1415**
% Solids: **89.9** **01/09/2026 1838**
Date Received: **01/09/2026**

Run	Prep Method	Analytical Method	Dilution	Analysis Date	Analyst	Prep Date	Batch
1	1633	1633	1	01/16/2026 0056	JWG	01/13/2026 0857	29241
2	1633	1633	1	01/23/2026 1201	ERL	01/22/2026 1105	29382

Surrogate	Q	Run 1 % Recovery	Acceptance Limits	Q	Run 2 % Recovery	Acceptance Limits
13C2-4:2FTS		104	40-165		100	40-165
13C2-6:2FTS		108	40-215	M-03	98	40-215
13C2-8:2FTS		114	40-275		99	40-275
13C8-PFOSA		92	40-130		90	40-130
D5-NEtFOSA		61	10-130		59	10-130
D3-NMeFOSA		67	10-130		66	10-130
D5-NEtFOSAA		100	40-150		85	40-150
D3-NMeFOSAA		112	40-135		89	40-135
13C4-PFBA		103	8-130	M-03	97	8-130
13C5-PFPeA	M-03	108	35-130		104	35-130
13C5-PFHxA		102	40-130		105	40-130
13C4-PFHpA		111	40-130		103	40-130
13C8-PFOA		94	40-130		105	40-130
13C9-PFNA		107	40-130		100	40-130
13C6-PFDA	M-03	98	40-130		95	40-130
13C3-PFBS		87	40-135		101	40-135
13C3-PFHxS		104	40-130		100	40-130
13C8-PFOS		114	40-130		92	40-130
13C7-PFUnA		102	40-130		90	40-130
13C2-PFDoA		81	40-130		79	40-130
13C2-PFTeDA		74	20-130		47	20-130
13C3-HFPO-DA		108	40-130		103	40-130
D7-NMeFOSE		86	20-130		79	20-130
D9-NEtFOSE		75	15-130	M-03	72	15-130
13C3-PFPrA		96	8-130	M-03	86	8-130

LOQ = Limit of Quantitation	B = Detected in the method blank	E = Quantitation of compound exceeded the calibration range	DL = Detection Limit	Q = Surrogate failure
U = Not detected at or above the LOD	N = Recovery is out of criteria	P = The RPD between two GC columns exceeds 40%	J = Estimated result < LOQ and ≥ DL	L = LCS/LCSD failure
H = Out of holding time	W = Reported on wet weight basis	LOD = Limit of Detection		S = MS/MSD failure

Pace Analytical Services, LLC *(formerly Shealy Environmental Services, Inc.)*
106 Vantage Point Drive West Columbia, SC 29172 (803) 791-9700 Fax (803) 791-9111 www.pacelabs.com

QC Summary

PFAS by LC/MS/MS - MB

Sample ID: BQ29225-001
Batch: 29225
Analytical Method: 1633

Matrix: Solid
Prep Method: 1633
Prep Date: 01/12/2026 1419

Parameter	Result	Q	Dil	LOQ	LOD	DL	Units	Analysis Date
TFSI	0.20	U	1	0.40	0.20	0.076	ng/g	01/13/2026 1706
11Cl-PF3OUdS	0.38	U	1	0.80	0.38	0.21	ng/g	01/13/2026 1706
9Cl-PF3ONS	0.37	U	1	0.80	0.37	0.21	ng/g	01/13/2026 1706
ADONA	0.38	U	1	0.80	0.38	0.18	ng/g	01/13/2026 1706
8:2FTS	0.38	U	1	0.80	0.38	0.25	ng/g	01/13/2026 1706
4:2FTS	0.37	U	1	0.80	0.37	0.30	ng/g	01/13/2026 1706
6:2FTS	0.57	U	1	0.80	0.57	0.52	ng/g	01/13/2026 1706
5:3FTCA	2.5	U	1	5.0	2.5	1.7	ng/g	01/13/2026 1706
HFPO-DA	0.40	U	1	0.80	0.40	0.21	ng/g	01/13/2026 1706
NEtFOSA	0.10	U	1	0.20	0.10	0.079	ng/g	01/13/2026 1706
NEtFOSAA	0.10	U	1	0.20	0.10	0.089	ng/g	01/13/2026 1706
NEtFOSE	1.0	U	1	2.0	1.0	0.67	ng/g	01/13/2026 1706
NMeFOSA	0.10	U	1	0.20	0.10	0.060	ng/g	01/13/2026 1706
NMeFOSAA	0.15	U	1	0.20	0.15	0.15	ng/g	01/13/2026 1706
NMeFOSE	1.0	U	1	2.0	1.0	0.64	ng/g	01/13/2026 1706
NFDHA	0.20	U	1	0.40	0.20	0.16	ng/g	01/13/2026 1706
PFEESA	0.18	U	1	0.40	0.18	0.078	ng/g	01/13/2026 1706
PFMPA	0.20	U	1	0.40	0.20	0.13	ng/g	01/13/2026 1706
PFMBA	0.20	U	1	0.40	0.20	0.14	ng/g	01/13/2026 1706
PFBS	0.089	U	1	0.20	0.089	0.079	ng/g	01/13/2026 1706
PFBA	0.40	U	1	0.80	0.40	0.25	ng/g	01/13/2026 1706
PFDS	0.10	U	1	0.20	0.10	0.040	ng/g	01/13/2026 1706
PFDA	0.15	U	1	0.20	0.15	0.11	ng/g	01/13/2026 1706
PFDoS	0.10	U	1	0.20	0.10	0.068	ng/g	01/13/2026 1706
PFDoA	0.10	U	1	0.20	0.10	0.097	ng/g	01/13/2026 1706
PFHpS	0.10	U	1	0.20	0.10	0.082	ng/g	01/13/2026 1706
PFHpA	0.10	U	1	0.20	0.10	0.065	ng/g	01/13/2026 1706
7:3FTCA	2.5	U	1	5.0	2.5	1.8	ng/g	01/13/2026 1706
PFHxS	0.091	U	1	0.20	0.091	0.065	ng/g	01/13/2026 1706
PFHxA	0.10	U	1	0.20	0.10	0.038	ng/g	01/13/2026 1706
PFNS	0.10	U	1	0.20	0.10	0.084	ng/g	01/13/2026 1706
PFNA	0.10	U	1	0.20	0.10	0.096	ng/g	01/13/2026 1706
PFOSA	0.10	U	1	0.20	0.10	0.078	ng/g	01/13/2026 1706
PFOS	0.14	UM-03	1	0.20	0.14	0.12	ng/g	01/13/2026 1706
PFOA	0.15	U	1	0.20	0.15	0.11	ng/g	01/13/2026 1706
PFPeS	0.094	U	1	0.20	0.094	0.051	ng/g	01/13/2026 1706
PFPeA	0.20	U	1	0.40	0.20	0.15	ng/g	01/13/2026 1706
PFPrA	0.72	U	1	0.80	0.72	0.67	ng/g	01/13/2026 1706
3:3FTCA	0.75	U	1	1.0	0.75	0.54	ng/g	01/13/2026 1706
PFTeDA	0.10	U	1	0.20	0.10	0.099	ng/g	01/13/2026 1706
PFTrDA	0.10	U	1	0.20	0.10	0.058	ng/g	01/13/2026 1706
PFUnA	0.10	U	1	0.20	0.10	0.10	ng/g	01/13/2026 1706

LOQ = Limit of Quantitation
DL = Detection Limit
LOD = Limit of Detection

U = Not detected at or above the LOD
J = Estimated result < LOQ and ≥ DL
* = RSD is out of criteria

N = Recovery is out of criteria
P = The RPD between two GC columns exceeds 40%
+ = RPD is out of criteria

Note: Calculations are performed before rounding to avoid round-off errors in calculated results

PFAS by LC/MS/MS - MB

Sample ID: BQ29225-001
Batch: 29225
Analytical Method: 1633

Matrix: Solid
Prep Method: 1633
Prep Date: 01/12/2026 1419

Surrogate	Q	% Rec	Acceptance Limit
13C2-4:2FTS		106	40-165
13C2-6:2FTS		109	40-215
13C2-8:2FTS		90	40-275
13C8-PFOSA		89	40-130
D5-NEtFOSA		44	10-130
D3-NMeFOSA		57	10-130
D5-NEtFOSAA		85	40-150
D3-NMeFOSAA		88	40-135
13C4-PFBA		108	8-130
13C5-PFPeA	M-03	102	35-130
13C5-PFHxA		99	40-130
13C4-PFHpA		101	40-130
13C8-PFOA		96	40-130
13C9-PFNA		96	40-130
13C6-PFDA		87	40-130
13C3-PFBS		88	40-135
13C3-PFHxS		100	40-130
13C8-PFOS		106	40-130
13C7-PFUnA		70	40-130
13C2-PFDoA		56	40-130
13C2-PFTeDA		41	20-130
13C3-HFPO-DA		106	40-130
D7-NMeFOSE		76	20-130
D9-NEtFOSE		67	15-130
13C3-PFPrA		87	8-130

LOQ = Limit of Quantitation
DL = Detection Limit
LOD = Limit of Detection

U = Not detected at or above the LOD
J = Estimated result < LOQ and ≥ DL
* = RSD is out of criteria

N = Recovery is out of criteria
P = The RPD between two GC columns exceeds 40%
+ = RPD is out of criteria

Note: Calculations are performed before rounding to avoid round-off errors in calculated results

PFAS by LC/MS/MS - LCS

Sample ID: BQ29225-002
Batch: 29225
Analytical Method: 1633

Matrix: Solid
Prep Method: 1633
Prep Date: 01/12/2026 1419

Parameter	Spike Amount (ng/g)	Result (ng/g)	Q	Dil	% Rec	%Rec Limit	Analysis Date
TFSI	9.8	9.0		1	92	70-140	01/13/2026 1716
11Cl-PF3OUdS	19	13		1	67	45-160	01/13/2026 1716
9Cl-PF3ONS	19	18		1	94	70-150	01/13/2026 1716
ADONA	19	20		1	105	70-160	01/13/2026 1716
8:2FTS	19	23		1	119	70-150	01/13/2026 1716
4:2FTS	19	18		1	93	60-150	01/13/2026 1716
6:2FTS	19	19		1	99	55-200	01/13/2026 1716
5:3FTCA	130	140		1	110	60-130	01/13/2026 1716
HFPO-DA	20	21		1	106	70-145	01/13/2026 1716
NEtFOSA	5.0	5.6	M-03	1	112	70-140	01/13/2026 1716
NEtFOSAA	5.0	5.6	M-03	1	111	65-165	01/13/2026 1716
NEtFOSE	50	53	M-03	1	106	70-135	01/13/2026 1716
NMeFOSA	5.0	4.9	M-03	1	98	70-155	01/13/2026 1716
NMeFOSAA	5.0	5.2	M-03	1	104	65-155	01/13/2026 1716
NMeFOSE	50	51	M-03	1	103	70-140	01/13/2026 1716
NFDHA	10	11		1	111	60-155	01/13/2026 1716
PFEESA	8.9	11		1	118	70-140	01/13/2026 1716
PFMPA	10	10	M-03	1	101	30-140	01/13/2026 1716
PFMBA	10	11	M-03	1	107	60-150	01/13/2026 1716
PFBS	4.4	4.8		1	107	65-145	01/13/2026 1716
PFBA	20	22	M-03	1	108	70-140	01/13/2026 1716
PFDS	4.8	3.5		1	72	40-155	01/13/2026 1716
PFDA	5.0	4.8		1	95	70-155	01/13/2026 1716
PFDoS	4.8	2.1		1	44	25-160	01/13/2026 1716
PFDoA	5.0	4.8		1	97	70-150	01/13/2026 1716
PFHpS	4.8	4.6		1	97	65-155	01/13/2026 1716
PFHpA	5.0	4.8		1	97	65-145	01/13/2026 1716
7:3FTCA	130	120		1	93	60-150	01/13/2026 1716
PFHxS	4.6	4.1		1	90	60-150	01/13/2026 1716
PFHxA	5.0	5.4		1	108	65-140	01/13/2026 1716
PFNS	4.8	4.1	M-03	1	85	55-140	01/13/2026 1716
PFNA	5.0	4.5	M-03	1	90	70-155	01/13/2026 1716
PFOSA	5.0	4.8	M-03	1	97	70-140	01/13/2026 1716
PFOS	4.6	4.0	M-03	1	87	65-160	01/13/2026 1716
PFOA	5.0	5.5		1	111	70-150	01/13/2026 1716
PFPeS	4.7	4.6		1	97	55-160	01/13/2026 1716
PFPeA	10	11	M-03	1	106	60-150	01/13/2026 1716
PFPrA	20	20	M-03	1	98	70-140	01/13/2026 1716
3:3FTCA	25	25	M-03	1	99	45-130	01/13/2026 1716
PFTeDA	5.0	4.4		1	88	65-150	01/13/2026 1716
PFTrDA	5.0	3.7		1	74	65-150	01/13/2026 1716
PFUnA	5.0	4.6		1	91	70-155	01/13/2026 1716

LOQ = Limit of Quantitation
DL = Detection Limit
LOD = Limit of Detection

U = Not detected at or above the LOD
J = Estimated result < LOQ and ≥ DL
* = RSD is out of criteria

N = Recovery is out of criteria
P = The RPD between two GC columns exceeds 40%
+ = RPD is out of criteria

Note: Calculations are performed before rounding to avoid round-off errors in calculated results

PFAS by LC/MS/MS - LCS

Sample ID: BQ29225-002
Batch: 29225
Analytical Method: 1633

Matrix: Solid
Prep Method: 1633
Prep Date: 01/12/2026 1419

Surrogate	Q	% Rec	Acceptance Limit
13C2-4:2FTS		102	40-165
13C2-6:2FTS		105	40-215
13C2-8:2FTS		89	40-275
13C8-PFOSA		98	40-130
D5-NEtFOSA		55	10-130
D3-NMeFOSA		69	10-130
D5-NEtFOSAA		93	40-150
D3-NMeFOSAA		101	40-135
13C4-PFBA		117	8-130
13C5-PFPeA	M-03	108	35-130
13C5-PFHxA		106	40-130
13C4-PFHpA		114	40-130
13C8-PFOA		107	40-130
13C9-PFNA		125	40-130
13C6-PFDA		108	40-130
13C3-PFBS		94	40-135
13C3-PFHxS		110	40-130
13C8-PFOS		119	40-130
13C7-PFUnA		92	40-130
13C2-PFDoA		76	40-130
13C2-PFTeDA		50	20-130
13C3-HFPO-DA		116	40-130
D7-NMeFOSE		89	20-130
D9-NEtFOSE		80	15-130
13C3-PFPrA		104	8-130

LOQ = Limit of Quantitation
DL = Detection Limit
LOD = Limit of Detection

U = Not detected at or above the LOD
J = Estimated result < LOQ and ≥ DL
* = RSD is out of criteria

N = Recovery is out of criteria
P = The RPD between two GC columns exceeds 40%
+ = RPD is out of criteria

Note: Calculations are performed before rounding to avoid round-off errors in calculated results

PFAS by LC/MS/MS - LCS

Sample ID: BQ29225-102
Batch: 29225
Analytical Method: 1633

Matrix: Solid
Prep Method: 1633
Prep Date: 01/12/2026 1419

Parameter	Spike Amount (ng/g)	Result (ng/g)	Q	Dil	% Rec	%Rec Limit	Analysis Date
TFSI	0.98	0.86	M-03	1	87	70-140	01/13/2026 1726
11Cl-PF3OUdS	1.9	1.1		1	61	45-160	01/13/2026 1726
9Cl-PF3ONS	1.9	1.7		1	94	70-150	01/13/2026 1726
ADONA	1.9	2.2		1	117	70-160	01/13/2026 1726
8:2FTS	1.9	2.0		1	102	70-150	01/13/2026 1726
4:2FTS	1.9	2.0		1	108	60-150	01/13/2026 1726
6:2FTS	1.9	2.1		1	110	55-200	01/13/2026 1726
5:3FTCA	13	15		1	122	60-130	01/13/2026 1726
HFPO-DA	2.0	2.3		1	114	70-145	01/13/2026 1726
NEtFOSA	0.50	0.64	M-03	1	127	70-140	01/13/2026 1726
NEtFOSAA	0.50	0.39		1	78	65-165	01/13/2026 1726
NEtFOSE	5.0	5.6	M-03	1	111	70-135	01/13/2026 1726
NMeFOSA	0.50	0.52	M-03	1	104	70-155	01/13/2026 1726
NMeFOSAA	0.50	0.54	M-03	1	108	65-155	01/13/2026 1726
NMeFOSE	5.0	5.3	M-03	1	105	70-140	01/13/2026 1726
NFDHA	1.0	1.2	M-03	1	116	60-155	01/13/2026 1726
PFEESA	0.89	1.0		1	117	70-140	01/13/2026 1726
PFMPA	1.0	1.1	M-03	1	108	30-140	01/13/2026 1726
PFMBA	1.0	1.1	M-03	1	114	60-150	01/13/2026 1726
PFBS	0.44	0.53		1	121	65-145	01/13/2026 1726
PFBA	2.0	2.2	M-03	1	111	70-140	01/13/2026 1726
PFDS	0.48	0.24	M-03	1	50	40-155	01/13/2026 1726
PFDA	0.50	0.46	M-03	1	91	70-155	01/13/2026 1726
PFDoS	0.48	0.18	M-03	1	38	25-160	01/13/2026 1726
PFDoA	0.50	0.56		1	111	70-150	01/13/2026 1726
PFHpS	0.47	0.48		1	103	65-155	01/13/2026 1726
PFHpA	0.50	0.49	M-03	1	98	65-145	01/13/2026 1726
7:3FTCA	13	13	M-03	1	107	60-150	01/13/2026 1726
PFHxS	0.45	0.47	M-03	1	104	60-150	01/13/2026 1726
PFHxA	0.50	0.55		1	110	65-140	01/13/2026 1726
PFNS	0.48	0.41		1	86	55-140	01/13/2026 1726
PFNA	0.50	0.49	M-03	1	97	70-155	01/13/2026 1726
PFOSA	0.50	0.52	M-03	1	103	70-140	01/13/2026 1726
PFOS	0.46	0.46	M-03	1	99	65-160	01/13/2026 1726
PFOA	0.50	0.56	M-03	1	112	70-150	01/13/2026 1726
PFPeS	0.47	0.47	M-03	1	99	55-160	01/13/2026 1726
PFPeA	1.0	1.1	M-03	1	111	60-150	01/13/2026 1726
PFPrA	2.0	2.0	M-03	1	100	70-140	01/13/2026 1726
3:3FTCA	2.5	2.3	M-03	1	90	45-130	01/13/2026 1726
PFTeDA	0.50	0.58	M-03	1	115	65-150	01/13/2026 1726
PFTrDA	0.50	0.38		1	76	65-150	01/13/2026 1726
PFUnA	0.50	0.53	M-03	1	106	70-155	01/13/2026 1726

LOQ = Limit of Quantitation
DL = Detection Limit
LOD = Limit of Detection

U = Not detected at or above the LOD
J = Estimated result < LOQ and ≥ DL
* = RSD is out of criteria

N = Recovery is out of criteria
P = The RPD between two GC columns exceeds 40%
+ = RPD is out of criteria

Note: Calculations are performed before rounding to avoid round-off errors in calculated results

Pace Analytical Services, LLC *(formerly Shealy Environmental Services, Inc.)*
106 Vantage Point Drive West Columbia, SC 29172 (803) 791-9700 Fax (803) 791-9111 www.pacelabs.com

PFAS by LC/MS/MS - LCS

Sample ID: BQ29225-102
Batch: 29225
Analytical Method: 1633

Matrix: Solid
Prep Method: 1633
Prep Date: 01/12/2026 1419

Surrogate	Q	% Rec	Acceptance Limit
13C2-4:2FTS		100	40-165
13C2-6:2FTS		105	40-215
13C2-8:2FTS		100	40-275
13C8-PFOSA		84	40-130
D5-NEtFOSA		42	10-130
D3-NMeFOSA		54	10-130
D5-NEtFOSAA		89	40-150
D3-NMeFOSAA		83	40-135
13C4-PFBA		106	8-130
13C5-PFPeA	M-03	96	35-130
13C5-PFHxA		90	40-130
13C4-PFHpA		95	40-130
13C8-PFOA		102	40-130
13C9-PFNA		111	40-130
13C6-PFDA		100	40-130
13C3-PFBS		93	40-135
13C3-PFHxS		109	40-130
13C8-PFOS		103	40-130
13C7-PFUnA		81	40-130
13C2-PFDoA		56	40-130
13C2-PFTeDA		35	20-130
13C3-HFPO-DA		95	40-130
D7-NMeFOSE		74	20-130
D9-NEtFOSE		65	15-130
13C3-PFPrA		88	8-130

LOQ = Limit of Quantitation
DL = Detection Limit
LOD = Limit of Detection

U = Not detected at or above the LOD
J = Estimated result < LOQ and ≥ DL
* = RSD is out of criteria

N = Recovery is out of criteria
P = The RPD between two GC columns exceeds 40%
+ = RPD is out of criteria

Note: Calculations are performed before rounding to avoid round-off errors in calculated results

PFAS by LC/MS/MS - MB

Sample ID: BQ29241-001
Batch: 29241
Analytical Method: 1633

Matrix: Solid
Prep Method: 1633
Prep Date: 01/13/2026 0857

Parameter	Result	Q	Dil	LOQ	LOD	DL	Units	Analysis Date
TFSI	0.20	U	1	0.40	0.20	0.076	ng/g	01/13/2026 2048
11Cl-PF3OUdS	0.38	U	1	0.80	0.38	0.21	ng/g	01/13/2026 2048
9Cl-PF3ONS	0.37	U	1	0.80	0.37	0.21	ng/g	01/13/2026 2048
ADONA	0.38	U	1	0.80	0.38	0.18	ng/g	01/13/2026 2048
8:2FTS	0.38	U	1	0.80	0.38	0.25	ng/g	01/13/2026 2048
4:2FTS	0.37	U	1	0.80	0.37	0.30	ng/g	01/13/2026 2048
6:2FTS	0.57	U	1	0.80	0.57	0.52	ng/g	01/13/2026 2048
5:3FTCA	2.5	U	1	5.0	2.5	1.7	ng/g	01/13/2026 2048
HFPO-DA	0.40	U	1	0.80	0.40	0.21	ng/g	01/13/2026 2048
NEtFOSA	0.10	U	1	0.20	0.10	0.079	ng/g	01/13/2026 2048
NEtFOSAA	0.10	U	1	0.20	0.10	0.089	ng/g	01/13/2026 2048
NEtFOSE	1.0	U	1	2.0	1.0	0.67	ng/g	01/13/2026 2048
NMeFOSA	0.10	U	1	0.20	0.10	0.060	ng/g	01/13/2026 2048
NMeFOSAA	0.15	U	1	0.20	0.15	0.15	ng/g	01/13/2026 2048
NMeFOSE	1.0	U	1	2.0	1.0	0.64	ng/g	01/13/2026 2048
NFDHA	0.20	U	1	0.40	0.20	0.16	ng/g	01/13/2026 2048
PFEESA	0.18	U	1	0.40	0.18	0.078	ng/g	01/13/2026 2048
PFMPA	0.20	U	1	0.40	0.20	0.13	ng/g	01/13/2026 2048
PFMBA	0.20	U	1	0.40	0.20	0.14	ng/g	01/13/2026 2048
PFBS	0.089	U	1	0.20	0.089	0.079	ng/g	01/13/2026 2048
PFBA	0.40	U	1	0.80	0.40	0.25	ng/g	01/13/2026 2048
PFDS	0.10	U	1	0.20	0.10	0.040	ng/g	01/13/2026 2048
PFDA	0.15	U	1	0.20	0.15	0.11	ng/g	01/13/2026 2048
PFDoS	0.10	U	1	0.20	0.10	0.068	ng/g	01/13/2026 2048
PFDoA	0.10	U	1	0.20	0.10	0.097	ng/g	01/13/2026 2048
PFHpS	0.10	U	1	0.20	0.10	0.082	ng/g	01/13/2026 2048
PFHpA	0.10	U	1	0.20	0.10	0.065	ng/g	01/13/2026 2048
7:3FTCA	2.5	U	1	5.0	2.5	1.8	ng/g	01/13/2026 2048
PFHxS	0.091	UM-03	1	0.20	0.091	0.065	ng/g	01/13/2026 2048
PFHxA	0.10	U	1	0.20	0.10	0.038	ng/g	01/13/2026 2048
PFNS	0.10	U	1	0.20	0.10	0.084	ng/g	01/13/2026 2048
PFNA	0.10	U	1	0.20	0.10	0.096	ng/g	01/13/2026 2048
PFOSA	0.10	U	1	0.20	0.10	0.078	ng/g	01/13/2026 2048
PFOA	0.15	U	1	0.20	0.15	0.11	ng/g	01/13/2026 2048
PFPeS	0.094	U	1	0.20	0.094	0.051	ng/g	01/13/2026 2048
PFPeA	0.20	U	1	0.40	0.20	0.15	ng/g	01/13/2026 2048
PFPrA	0.72	UM-03	1	0.80	0.72	0.67	ng/g	01/13/2026 2048
3:3FTCA	0.75	U	1	1.0	0.75	0.54	ng/g	01/13/2026 2048
PFTeDA	0.10	U	1	0.20	0.10	0.099	ng/g	01/13/2026 2048
PFTrDA	0.10	U	1	0.20	0.10	0.058	ng/g	01/13/2026 2048
PFUnA	0.10	U	1	0.20	0.10	0.10	ng/g	01/13/2026 2048

Surrogate	Q	% Rec	Acceptance Limit
13C2-4:2FTS		92	40-165

LOQ = Limit of Quantitation
DL = Detection Limit
LOD = Limit of Detection

U = Not detected at or above the LOD
J = Estimated result < LOQ and ≥ DL
* = RSD is out of criteria

N = Recovery is out of criteria
P = The RPD between two GC columns exceeds 40%
+ = RPD is out of criteria

Note: Calculations are performed before rounding to avoid round-off errors in calculated results

PFAS by LC/MS/MS - MB

Sample ID: BQ29241-001
Batch: 29241
Analytical Method: 1633

Matrix: Solid
Prep Method: 1633
Prep Date: 01/13/2026 0857

Surrogate	Q	% Rec	Acceptance Limit
13C2-6:2FTS		123	40-215
13C2-8:2FTS		126	40-275
13C8-PFOSA		91	40-130
D5-NEtFOSA		46	10-130
D3-NMeFOSA		56	10-130
D5-NEtFOSAA		104	40-150
D3-NMeFOSAA		114	40-135
13C4-PFBA		96	8-130
13C5-PFPeA		98	35-130
13C5-PFHxA		101	40-130
13C4-PFHpA		102	40-130
13C8-PFOA		89	40-130
13C9-PFNA		110	40-130
13C6-PFDA		102	40-130
13C3-PFBS		84	40-135
13C3-PFHxS		101	40-130
13C8-PFOS		111	40-130
13C7-PFUnA		99	40-130
13C2-PFDoA		74	40-130
13C2-PFTeDA		55	20-130
13C3-HFPO-DA		108	40-130
D7-NMeFOSE		87	20-130
D9-NEtFOSE		80	15-130
13C3-PFPrA		88	8-130

LOQ = Limit of Quantitation
DL = Detection Limit
LOD = Limit of Detection

U = Not detected at or above the LOD
J = Estimated result < LOQ and ≥ DL
* = RSD is out of criteria

N = Recovery is out of criteria
P = The RPD between two GC columns exceeds 40%
+ = RPD is out of criteria

Note: Calculations are performed before rounding to avoid round-off errors in calculated results

PFAS by LC/MS/MS - LCS

Sample ID: BQ29241-002
Batch: 29241
Analytical Method: 1633

Matrix: Solid
Prep Method: 1633
Prep Date: 01/13/2026 0857

Parameter	Spike Amount (ng/g)	Result (ng/g)	Q	Dil	% Rec	%Rec Limit	Analysis Date
TFSI	9.8	10		1	102	70-140	01/13/2026 2058
11Cl-PF3OUdS	19	18		1	97	45-160	01/13/2026 2058
9Cl-PF3ONS	19	21		1	112	70-150	01/13/2026 2058
ADONA	19	23		1	121	70-160	01/13/2026 2058
8:2FTS	19	22		1	116	70-150	01/13/2026 2058
4:2FTS	19	22		1	116	60-150	01/13/2026 2058
6:2FTS	19	20		1	105	55-200	01/13/2026 2058
5:3FTCA	130	150		1	116	60-130	01/13/2026 2058
HFPO-DA	20	24		1	120	70-145	01/13/2026 2058
NEtFOSA	5.0	6.4	M-03	1	128	70-140	01/13/2026 2058
NEtFOSAA	5.0	5.1	M-03	1	102	65-165	01/13/2026 2058
NEtFOSE	50	56	M-03	1	112	70-135	01/13/2026 2058
NMeFOSA	5.0	5.7	M-03	1	114	70-155	01/13/2026 2058
NMeFOSAA	5.0	5.5	M-03	1	110	65-155	01/13/2026 2058
NMeFOSE	50	55	M-03	1	110	70-140	01/13/2026 2058
NFDHA	10	12		1	121	60-155	01/13/2026 2058
PFEESA	8.9	10		1	117	70-140	01/13/2026 2058
PFMPA	10	10	M-08	1	101	30-140	01/13/2026 2058
PFMBA	10	11	M-03	1	111	60-150	01/13/2026 2058
PFBS	4.4	5.5		1	124	65-145	01/13/2026 2058
PFBA	20	22		1	112	70-140	01/13/2026 2058
PFDS	4.8	4.4		1	91	40-155	01/13/2026 2058
PFDA	5.0	5.0		1	99	70-155	01/13/2026 2058
PFDoS	4.8	2.4		1	50	25-160	01/13/2026 2058
PFDoA	5.0	5.5		1	110	70-150	01/13/2026 2058
PFHpS	4.8	4.9		1	103	65-155	01/13/2026 2058
PFHpA	5.0	6.1		1	122	65-145	01/13/2026 2058
7:3FTCA	130	130	M-03	1	104	60-150	01/13/2026 2058
PFHxS	4.6	5.1	M-03	1	111	60-150	01/13/2026 2058
PFHxA	5.0	5.7		1	114	65-140	01/13/2026 2058
PFNS	4.8	5.0		1	103	55-140	01/13/2026 2058
PFNA	5.0	5.2	M-03	1	105	70-155	01/13/2026 2058
PFOSA	5.0	5.3	M-03	1	106	70-140	01/13/2026 2058
PFOA	5.0	5.9	M-03	1	119	70-150	01/13/2026 2058
PFPeS	4.7	4.8		1	103	55-160	01/13/2026 2058
PFPeA	10	11		1	114	60-150	01/13/2026 2058
PFPrA	20	17		1	87	70-140	01/13/2026 2058
3:3FTCA	25	28		1	113	45-130	01/13/2026 2058
PFTeDA	5.0	4.8	M-03	1	96	65-150	01/13/2026 2058
PFTrDA	5.0	4.0		1	80	65-150	01/13/2026 2058
PFUnA	5.0	4.9		1	98	70-155	01/13/2026 2058

Surrogate	Q	% Rec	Acceptance Limit
13C2-4:2FTS	M-03	103	40-165

LOQ = Limit of Quantitation
DL = Detection Limit
LOD = Limit of Detection

U = Not detected at or above the LOD
J = Estimated result < LOQ and ≥ DL
* = RSD is out of criteria

N = Recovery is out of criteria
P = The RPD between two GC columns exceeds 40%
+ = RPD is out of criteria

Note: Calculations are performed before rounding to avoid round-off errors in calculated results

Pace Analytical Services, LLC *(formerly Shealy Environmental Services, Inc.)*
106 Vantage Point Drive West Columbia, SC 29172 (803) 791-9700 Fax (803) 791-9111 www.pacelabs.com

PFAS by LC/MS/MS - LCS

Sample ID: BQ29241-002
Batch: 29241
Analytical Method: 1633

Matrix: Solid
Prep Method: 1633
Prep Date: 01/13/2026 0857

Surrogate	Q	% Rec	Acceptance Limit
13C2-6:2FTS		123	40-215
13C2-8:2FTS	M-03	127	40-275
13C8-PFOSA		97	40-130
D5-NEtFOSA		45	10-130
D3-NMeFOSA	M-03	56	10-130
D5-NEtFOSAA		113	40-150
D3-NMeFOSAA		113	40-135
13C4-PFBA		101	8-130
13C5-PFPeA		102	35-130
13C5-PFHxA		104	40-130
13C4-PFHpA		105	40-130
13C8-PFOA		92	40-130
13C9-PFNA		107	40-130
13C6-PFDA		108	40-130
13C3-PFBS		89	40-135
13C3-PFHxS		107	40-130
13C8-PFOS		111	40-130
13C7-PFUnA		106	40-130
13C2-PFDoA		79	40-130
13C2-PFTeDA		53	20-130
13C3-HFPO-DA		114	40-130
D7-NMeFOSE		91	20-130
D9-NEtFOSE		83	15-130
13C3-PFPrA		88	8-130

LOQ = Limit of Quantitation
DL = Detection Limit
LOD = Limit of Detection

U = Not detected at or above the LOD
J = Estimated result < LOQ and ≥ DL
* = RSD is out of criteria

N = Recovery is out of criteria
P = The RPD between two GC columns exceeds 40%
+ = RPD is out of criteria

Note: Calculations are performed before rounding to avoid round-off errors in calculated results

PFAS by LC/MS/MS - LCS

Sample ID: BQ29241-102
Batch: 29241
Analytical Method: 1633

Matrix: Solid
Prep Method: 1633
Prep Date: 01/13/2026 0857

Parameter	Spike Amount (ng/g)	Result (ng/g)	Q	Dil	% Rec	%Rec Limit	Analysis Date
TFSI	0.98	1.0	M-03	1	102	70-140	01/13/2026 2107
11Cl-PF3OUdS	1.9	1.6		1	85	45-160	01/13/2026 2107
9Cl-PF3ONS	1.9	2.0		1	107	70-150	01/13/2026 2107
ADONA	1.9	2.2		1	115	70-160	01/13/2026 2107
8:2FTS	1.9	2.4		1	125	70-150	01/13/2026 2107
4:2FTS	1.9	2.1	M-03	1	115	60-150	01/13/2026 2107
6:2FTS	1.9	2.1	M-03	1	108	55-200	01/13/2026 2107
5:3FTCA	13	14		1	115	60-130	01/13/2026 2107
HFPO-DA	2.0	2.5		1	125	70-145	01/13/2026 2107
NEtFOSA	0.50	0.63	M-03	1	126	70-140	01/13/2026 2107
NEtFOSAA	0.50	0.44		1	89	65-165	01/13/2026 2107
NEtFOSE	5.0	5.6	M-03	1	112	70-135	01/13/2026 2107
NMeFOSA	0.50	0.60	M-03	1	120	70-155	01/13/2026 2107
NMeFOSAA	0.50	0.48	M-03	1	96	65-155	01/13/2026 2107
NMeFOSE	5.0	5.5	M-03	1	111	70-140	01/13/2026 2107
NFDHA	1.0	1.3	M-03	1	129	60-155	01/13/2026 2107
PFEESA	0.89	1.1		1	123	70-140	01/13/2026 2107
PFMPA	1.0	1.1	M-08	1	106	30-140	01/13/2026 2107
PFMBA	1.0	1.1	M-03	1	113	60-150	01/13/2026 2107
PFBS	0.44	0.54		1	123	65-145	01/13/2026 2107
PFBA	2.0	2.3	M-03	1	113	70-140	01/13/2026 2107
PFDS	0.48	0.26	M-03	1	53	40-155	01/13/2026 2107
PFDA	0.50	0.51		1	102	70-155	01/13/2026 2107
PFDoS	0.48	0.19	M-03	1	40	25-160	01/13/2026 2107
PFDoA	0.50	0.55		1	109	70-150	01/13/2026 2107
PFHpS	0.47	0.50		1	107	65-155	01/13/2026 2107
PFHpA	0.50	0.61		1	121	65-145	01/13/2026 2107
7:3FTCA	13	13	M-03	1	107	60-150	01/13/2026 2107
PFHxS	0.45	0.50	M-03	1	111	60-150	01/13/2026 2107
PFHxA	0.50	0.61		1	123	65-140	01/13/2026 2107
PFNS	0.48	0.44	M-03	1	93	55-140	01/13/2026 2107
PFNA	0.50	0.53	M-03	1	106	70-155	01/13/2026 2107
PFOSA	0.50	0.51	M-03	1	102	70-140	01/13/2026 2107
PFOA	0.50	0.64	M-03	1	128	70-150	01/13/2026 2107
PFPeS	0.47	0.50		1	106	55-160	01/13/2026 2107
PFPeA	1.0	1.1	M-03	1	115	60-150	01/13/2026 2107
PFPrA	2.0	1.9		1	93	70-140	01/13/2026 2107
3:3FTCA	2.5	2.8	M-03	1	111	45-130	01/13/2026 2107
PFTeDA	0.50	0.50	M-03	1	100	65-150	01/13/2026 2107
PFTrDA	0.50	0.37		1	75	65-150	01/13/2026 2107
PFUnA	0.50	0.48	M-03	1	96	70-155	01/13/2026 2107

Surrogate	Q	% Rec	Acceptance Limit
13C2-4:2FTS		111	40-165

LOQ = Limit of Quantitation
DL = Detection Limit
LOD = Limit of Detection

U = Not detected at or above the LOD
J = Estimated result < LOQ and ≥ DL
* = RSD is out of criteria

N = Recovery is out of criteria
P = The RPD between two GC columns exceeds 40%
+ = RPD is out of criteria

Note: Calculations are performed before rounding to avoid round-off errors in calculated results

PFAS by LC/MS/MS - LCS

Sample ID: BQ29241-102
Batch: 29241
Analytical Method: 1633

Matrix: Solid
Prep Method: 1633
Prep Date: 01/13/2026 0857

Surrogate	Q	% Rec	Acceptance Limit
13C2-6:2FTS		136	40-215
13C2-8:2FTS	M-03	137	40-275
13C8-PFOSA		95	40-130
D5-NEtFOSA		43	10-130
D3-NMeFOSA	M-03	54	10-130
D5-NEtFOSAA		118	40-150
D3-NMeFOSAA		121	40-135
13C4-PFBA		106	8-130
13C5-PFPeA		109	35-130
13C5-PFHxA		108	40-130
13C4-PFHpA		116	40-130
13C8-PFOA		103	40-130
13C9-PFNA	M-03	121	40-130
13C6-PFDA	M-03	107	40-130
13C3-PFBS		97	40-135
13C3-PFHxS		118	40-130
13C8-PFOS		124	40-130
13C7-PFUnA		99	40-130
13C2-PFDoA	M-03	73	40-130
13C2-PFTeDA		46	20-130
13C3-HFPO-DA		116	40-130
D7-NMeFOSE		90	20-130
D9-NEtFOSE		82	15-130
13C3-PFPrA		90	8-130

LOQ = Limit of Quantitation
DL = Detection Limit
LOD = Limit of Detection

U = Not detected at or above the LOD
J = Estimated result < LOQ and ≥ DL
* = RSD is out of criteria

N = Recovery is out of criteria
P = The RPD between two GC columns exceeds 40%
+ = RPD is out of criteria

Note: Calculations are performed before rounding to avoid round-off errors in calculated results

PFAS by LC/MS/MS - MB

Sample ID: BQ29382-001
Batch: 29382
Analytical Method: 1633

Matrix: Solid
Prep Method: 1633
Prep Date: 01/22/2026 1105

Parameter	Result	Q	Dil	LOQ	LOD	DL	Units	Analysis Date
PFOS	0.14	U	1	0.20	0.14	0.12	ng/g	01/23/2026 1131

Surrogate	Q	% Rec	Acceptance Limit
13C2-4:2FTS	M-03	124	40-165
13C2-6:2FTS		129	40-215
13C2-8:2FTS		120	40-275
13C8-PFOSA		105	40-130
D5-NEtFOSA		72	10-130
D3-NMeFOSA		78	10-130
D5-NEtFOSAA		102	40-150
D3-NMeFOSAA		103	40-135
13C4-PFBA	M-03	120	8-130
13C5-PFPeA		128	35-130
13C5-PFHxA		128	40-130
13C4-PFHpA		128	40-130
13C8-PFOA		129	40-130
13C9-PFNA		125	40-130
13C6-PFDA	M-03	114	40-130
13C3-PFBS	M-03	133	40-135
13C3-PFHxS		129	40-130
13C8-PFOS		112	40-130
13C7-PFUnA	M-03	100	40-130
13C2-PFDoA		80	40-130
13C2-PFTeDA		60	20-130
13C3-HFPO-DA		130	40-130
D7-NMeFOSE		93	20-130
D9-NEtFOSE	M-03	84	15-130
13C3-PFPrA	M-03	100	8-130

LOQ = Limit of Quantitation
DL = Detection Limit
LOD = Limit of Detection

U = Not detected at or above the LOD
J = Estimated result < LOQ and ≥ DL
* = RSD is out of criteria

N = Recovery is out of criteria
P = The RPD between two GC columns exceeds 40%
+ = RPD is out of criteria

Note: Calculations are performed before rounding to avoid round-off errors in calculated results

Pace Analytical Services, LLC *(formerly Shealy Environmental Services, Inc.)*
106 Vantage Point Drive West Columbia, SC 29172 (803) 791-9700 Fax (803) 791-9111 www.pacelabs.com

PFAS by LC/MS/MS - LCS

Sample ID: BQ29382-002
Batch: 29382
Analytical Method: 1633

Matrix: Solid
Prep Method: 1633
Prep Date: 01/22/2026 1105

Parameter	Spike Amount (ng/g)	Result (ng/g)	Q	Dil	% Rec	%Rec Limit	Analysis Date
PFOS	4.6	4.3	M-03	1	93	65-160	01/23/2026 1141

Surrogate	Q	% Rec	Acceptance Limit
13C2-4:2FTS		116	40-165
13C2-6:2FTS		110	40-215
13C2-8:2FTS		107	40-275
13C8-PFOSA		88	40-130
D5-NEtFOSA		45	10-130
D3-NMeFOSA	M-03	53	10-130
D5-NEtFOSAA		90	40-150
D3-NMeFOSAA		96	40-135
13C4-PFBA	M-03	107	8-130
13C5-PFPeA		116	35-130
13C5-PFHxA		114	40-130
13C4-PFHpA		114	40-130
13C8-PFOA		114	40-130
13C9-PFNA		108	40-130
13C6-PFDA		99	40-130
13C3-PFBS	M-03	122	40-135
13C3-PFHxS		122	40-130
13C8-PFOS		109	40-130
13C7-PFUnA		94	40-130
13C2-PFDoA		67	40-130
13C2-PFTeDA		39	20-130
13C3-HFPO-DA		119	40-130
D7-NMeFOSE		75	20-130
D9-NEtFOSE		67	15-130
13C3-PFPrA	M-03	92	8-130

LOQ = Limit of Quantitation
DL = Detection Limit
LOD = Limit of Detection

U = Not detected at or above the LOD
J = Estimated result < LOQ and ≥ DL
* = RSD is out of criteria

N = Recovery is out of criteria
P = The RPD between two GC columns exceeds 40%
+ = RPD is out of criteria

Note: Calculations are performed before rounding to avoid round-off errors in calculated results

PFAS by LC/MS/MS - LCS

Sample ID: BQ29382-102
Batch: 29382
Analytical Method: 1633

Matrix: Solid
Prep Method: 1633
Prep Date: 01/22/2026 1105

Parameter	Spike Amount (ng/g)	Result (ng/g)	Q	Dil	% Rec	%Rec Limit	Analysis Date
PFOS	0.46	0.39	M-03	1	84	65-160	01/23/2026 1151

Surrogate	Q	% Rec	Acceptance Limit
13C2-4:2FTS		114	40-165
13C2-6:2FTS		118	40-215
13C2-8:2FTS		107	40-275
13C8-PFOSA		89	40-130
D5-NEtFOSA	M-03	50	10-130
D3-NMeFOSA		58	10-130
D5-NEtFOSAA		79	40-150
D3-NMeFOSAA		92	40-135
13C4-PFBA	M-03	100	8-130
13C5-PFPeA		107	35-130
13C5-PFHxA		110	40-130
13C4-PFHpA		108	40-130
13C8-PFOA		107	40-130
13C9-PFNA		98	40-130
13C6-PFDA		97	40-130
13C3-PFBS		114	40-135
13C3-PFHxS		116	40-130
13C8-PFOS		101	40-130
13C7-PFUnA		82	40-130
13C2-PFDoA		62	40-130
13C2-PFTeDA		40	20-130
13C3-HFPO-DA		110	40-130
D7-NMeFOSE		77	20-130
D9-NEtFOSE		68	15-130
13C3-PFPrA	M-03	84	8-130

LOQ = Limit of Quantitation
DL = Detection Limit
LOD = Limit of Detection

U = Not detected at or above the LOD
J = Estimated result < LOQ and ≥ DL
* = RSD is out of criteria

N = Recovery is out of criteria
P = The RPD between two GC columns exceeds 40%
+ = RPD is out of criteria

Note: Calculations are performed before rounding to avoid round-off errors in calculated results

PFAS by LC/MS/MS - MB

Sample ID: BQ29428-001
Batch: 29428
Analytical Method: 1633

Matrix: Solid
Prep Method: 1633
Prep Date: 01/23/2026 1358

Parameter	Result	Q	Dil	LOQ	LOD	DL	Units	Analysis Date
PFOS	0.14	UM-03	1	0.20	0.14	0.12	ng/g	01/23/2026 1837

Surrogate	Q	% Rec	Acceptance Limit
13C2-4:2FTS		104	40-165
13C2-6:2FTS		114	40-215
13C2-8:2FTS		107	40-275
13C8-PFOSA		88	40-130
D5-NEtFOSA		43	10-130
D3-NMeFOSA		46	10-130
D5-NEtFOSAA		78	40-150
D3-NMeFOSAA		82	40-135
13C4-PFBA		83	8-130
13C5-PFPeA		96	35-130
13C5-PFHxA		98	40-130
13C4-PFHpA		102	40-130
13C8-PFOA		95	40-130
13C9-PFNA		99	40-130
13C6-PFDA		93	40-130
13C3-PFBS		107	40-135
13C3-PFHxS		110	40-130
13C8-PFOS		94	40-130
13C7-PFUnA		88	40-130
13C2-PFDoA		81	40-130
13C2-PFTeDA		78	20-130
13C3-HFPO-DA		99	40-130
D7-NMeFOSE		72	20-130
D9-NEtFOSE		66	15-130
13C3-PFPrA		80	8-130

LOQ = Limit of Quantitation
DL = Detection Limit
LOD = Limit of Detection

U = Not detected at or above the LOD
J = Estimated result < LOQ and ≥ DL
* = RSD is out of criteria

N = Recovery is out of criteria
P = The RPD between two GC columns exceeds 40%
+ = RPD is out of criteria

Note: Calculations are performed before rounding to avoid round-off errors in calculated results

PFAS by LC/MS/MS - LCS

Sample ID: BQ29428-002
Batch: 29428
Analytical Method: 1633

Matrix: Solid
Prep Method: 1633
Prep Date: 01/23/2026 1358

Parameter	Spike Amount (ng/g)	Result (ng/g)	Q	Dil	% Rec	%Rec Limit	Analysis Date
PFOS	4.6	4.7	M-03	1	101	65-160	01/23/2026 1847

Surrogate	Q	% Rec	Acceptance Limit
13C2-4:2FTS		86	40-165
13C2-6:2FTS		91	40-215
13C2-8:2FTS	M-03	96	40-275
13C8-PFOSA		80	40-130
D5-NEtFOSA		45	10-130
D3-NMeFOSA		48	10-130
D5-NEtFOSAA		77	40-150
D3-NMeFOSAA		78	40-135
13C4-PFBA		77	8-130
13C5-PFPeA		96	35-130
13C5-PFHxA		98	40-130
13C4-PFHpA		94	40-130
13C8-PFOA		95	40-130
13C9-PFNA		91	40-130
13C6-PFDA		90	40-130
13C3-PFBS		90	40-135
13C3-PFHxS		91	40-130
13C8-PFOS		78	40-130
13C7-PFUnA		80	40-130
13C2-PFDoA		75	40-130
13C2-PFTeDA		67	20-130
13C3-HFPO-DA		99	40-130
D7-NMeFOSE		71	20-130
D9-NEtFOSE		64	15-130
13C3-PFPrA		66	8-130

LOQ = Limit of Quantitation
DL = Detection Limit
LOD = Limit of Detection

U = Not detected at or above the LOD
J = Estimated result < LOQ and ≥ DL
* = RSD is out of criteria

N = Recovery is out of criteria
P = The RPD between two GC columns exceeds 40%
+ = RPD is out of criteria

Note: Calculations are performed before rounding to avoid round-off errors in calculated results

PFAS by LC/MS/MS - LCS

Sample ID: BQ29428-102
Batch: 29428
Analytical Method: 1633

Matrix: Solid
Prep Method: 1633
Prep Date: 01/23/2026 1358

Parameter	Spike Amount (ng/g)	Result (ng/g)	Q	Dil	% Rec	%Rec Limit	Analysis Date
PFOS	0.46	0.37	M-03	1	81	65-160	01/23/2026 1856

Surrogate	Q	% Rec	Acceptance Limit
13C2-4:2FTS		96	40-165
13C2-6:2FTS		102	40-215
13C2-8:2FTS		97	40-275
13C8-PFOSA		91	40-130
D5-NEtFOSA		49	10-130
D3-NMeFOSA		54	10-130
D5-NEtFOSAA	M-03	88	40-150
D3-NMeFOSAA		88	40-135
13C4-PFBA		83	8-130
13C5-PFPeA		97	35-130
13C5-PFHxA		97	40-130
13C4-PFHpA		97	40-130
13C8-PFOA		97	40-130
13C9-PFNA	M-03	111	40-130
13C6-PFDA		93	40-130
13C3-PFBS		98	40-135
13C3-PFHxS		104	40-130
13C8-PFOS		94	40-130
13C7-PFUnA		93	40-130
13C2-PFDoA		75	40-130
13C2-PFTeDA		67	20-130
13C3-HFPO-DA		100	40-130
D7-NMeFOSE		80	20-130
D9-NEtFOSE		75	15-130
13C3-PFPrA		71	8-130

LOQ = Limit of Quantitation
DL = Detection Limit
LOD = Limit of Detection

U = Not detected at or above the LOD
J = Estimated result < LOQ and ≥ DL
* = RSD is out of criteria

N = Recovery is out of criteria
P = The RPD between two GC columns exceeds 40%
+ = RPD is out of criteria

Note: Calculations are performed before rounding to avoid round-off errors in calculated results

Manual Integration Summary
Pace Analytical LLC
Lot Number: BA09011

Where applicable, analytes for which manual integration occurred have been flagged with the following:

Qualifier	Technical Justification	Qualifier	Technical Justification	Qualifier	Technical Justification
M-01	Split peak	M-07	Low fit	M-13	Error
M-02	Peak tailing	M-08	Peak not found	M-14	Baseline
M-03	Incorrect auto integration	M-09	Analyte not Identified by the Data System	M-15	Other
M-04	Poor chromatography	M-10	Analyte misidentified by the Data System	M-16	Retention time shift
M-05	Manually assigned peak	M-11	Invalid integration	M-17	Shouldering
M-06	Wrong isomer	M-12	Wrong peak		

A summary of instances where manual integration occurred is included below:

Method	Sample	Run Number	Parameter	Qualifier
1633	BA09011-001	1	Perfluorodecanesulfonic acid (PFDS)	M-03
1633	BA09011-001	1	Perfluoroheptanoic acid (PFHpA)	M-03
1633	BA09011-001	1	Perfluorohexanoic acid (PFHxA)	M-03
1633	BA09011-001	1	Perfluorononanoic acid (PFNA)	M-03
1633	BA09011-001	1	Perfluorooctanesulfonic acid (PFOS)	M-03
1633	BA09011-001	1	Perfluorooctanoic acid (PFOA)	M-03
1633	BA09011-001	1	Perfluoropentanoic acid (PFPeA)	M-03
1633	BA09011-001	1	Perfluoroundecanoic acid (PFUnA)	M-03
1633	BA09011-001	1	13C5-PFPeA	M-03
1633	BA09011-002	1	Perfluoroheptanoic acid (PFHpA)	M-03
1633	BA09011-002	1	Perfluorohexanesulfonic acid (PFHxS)	M-03
1633	BA09011-002	1	Perfluorononanoic acid (PFNA)	M-03
1633	BA09011-002	1	Perfluorooctanesulfonic acid (PFOS)	M-03
1633	BA09011-002	1	Perfluorooctanoic acid (PFOA)	M-03
1633	BA09011-002	1	Perfluoropentanoic acid (PFPeA)	M-03
1633	BA09011-002	1	13C5-PFPeA	M-03
1633	BA09011-003	1	Perfluorodecanoic acid (PFDA)	M-03
1633	BA09011-003	1	Perfluorooctanesulfonic acid (PFOS)	M-03
1633	BA09011-003	1	Perfluorooctanoic acid (PFOA)	M-03
1633	BA09011-003	1	13C5-PFPeA	M-03
1633	BA09011-004	1	Nonafluoro-3,6-dioxaheptanoic acid	M-03
1633	BA09011-004	1	Perfluorobutanesulfonic acid (PFBS)	M-03
1633	BA09011-004	1	Perfluorobutanoic acid (PFBA)	M-08
1633	BA09011-004	1	Perfluorodecanesulfonic acid (PFDS)	M-03
1633	BA09011-004	1	Perfluorodecanoic acid (PFDA)	M-03
1633	BA09011-004	1	Perfluoroheptanoic acid (PFHpA)	M-03
1633	BA09011-004	1	Perfluorohexanesulfonic acid (PFHxS)	M-03
1633	BA09011-004	1	Perfluorohexanoic acid (PFHxA)	M-03
1633	BA09011-004	1	Perfluorononanoic acid (PFNA)	M-03
1633	BA09011-004	3	Perfluorooctanesulfonic acid (PFOS)	M-03
1633	BA09011-004	1	Perfluorooctanoic acid (PFOA)	M-03
1633	BA09011-004	1	Perfluorotetradecanoic acid (PFTeDA)	M-03
1633	BA09011-004	1	Perfluoroundecanoic acid (PFUnA)	M-03
1633	BA09011-004	1	13C9-PFNA	M-03
1633	BA09011-005	1	Perfluorobutanoic acid (PFBA)	M-08
1633	BA09011-005	1	Perfluorodecanoic acid (PFDA)	M-03
1633	BA09011-005	1	Perfluoroheptanoic acid (PFHpA)	M-03
1633	BA09011-005	1	Perfluorohexanesulfonic acid (PFHxS)	M-03
1633	BA09011-005	1	Perfluorohexanoic acid (PFHxA)	M-03
1633	BA09011-005	1	Perfluorononanoic acid (PFNA)	M-03

Manual Integration Summary
Pace Analytical LLC
Lot Number: BA09011

Where applicable, analytes for which manual integration occurred have been flagged with the following:

Qualifier	Technical Justification	Qualifier	Technical Justification	Qualifier	Technical Justification
M-01	Split peak	M-07	Low fit	M-13	Error
M-02	Peak tailing	M-08	Peak not found	M-14	Baseline
M-03	Incorrect auto integration	M-09	Analyte not Identified by the Data System	M-15	Other
M-04	Poor chromatography	M-10	Analyte misidentified by the Data System	M-16	Retention time shift
M-05	Manually assigned peak	M-11	Invalid integration	M-17	Shouldering
M-06	Wrong isomer	M-12	Wrong peak		

A summary of instances where manual integration occurred is included below:

Method	Sample	Run Number	Parameter	Qualifier
1633	BA09011-005	2	Perfluorooctanesulfonic acid (PFOS)	M-03
1633	BA09011-005	1	Perfluorooctanoic acid (PFOA)	M-03
1633	BA09011-005	1	Perfluoropentanoic acid (PFPeA)	M-03
1633	BA09011-005	2	13C2-6:2FTS	M-03
1633	BA09011-005	2	13C4-PFBA	M-03
1633	BA09011-005	1	13C5-PFPeA	M-03
1633	BA09011-005	1	13C6-PFDA	M-03
1633	BA09011-005	2	D9-NEtFOSE	M-03
1633	BA09011-005	2	13C3-PFPrA	M-03
1633	BQ29225-102	1	Bis(trifluoromethylsulfonyl)amine (TFSI)	M-03
1633	BQ29225-002	1	N-ethyl perfluorooctanesulfonamide	M-03
1633	BQ29225-102	1	N-ethyl perfluorooctanesulfonamide	M-03
1633	BQ29225-002	1	N-ethyl	M-03
1633	BQ29225-002	1	N-ethyl	M-03
1633	BQ29225-102	1	N-ethyl	M-03
1633	BQ29225-002	1	N-methyl perfluorooctanesulfonamide	M-03
1633	BQ29225-102	1	N-methyl perfluorooctanesulfonamide	M-03
1633	BQ29225-002	1	N-methyl	M-03
1633	BQ29225-102	1	N-methyl	M-03
1633	BQ29225-002	1	N-methyl	M-03
1633	BQ29225-102	1	N-methyl	M-03
1633	BQ29225-102	1	Nonafluoro-3,6-dioxaheptanoic acid	M-03
1633	BQ29225-002	1	Perfluoro-3-methoxypropanoic acid	M-03
1633	BQ29225-102	1	Perfluoro-3-methoxypropanoic acid	M-03
1633	BQ29225-002	1	Perfluoro-4-methoxybutanoic acid	M-03
1633	BQ29225-102	1	Perfluoro-4-methoxybutanoic acid	M-03
1633	BQ29225-002	1	Perfluorobutanoic acid (PFBA)	M-03
1633	BQ29225-102	1	Perfluorobutanoic acid (PFBA)	M-03
1633	BQ29225-102	1	Perfluorodecanesulfonic acid (PFDS)	M-03
1633	BQ29225-102	1	Perfluorodecanoic acid (PFDA)	M-03
1633	BQ29225-102	1	Perfluorododecanesulfonic acid (PFDoS)	M-03
1633	BQ29225-102	1	Perfluoroheptanoic acid (PFHpA)	M-03
1633	BQ29225-102	1	3-Perfluoroheptyl propanoic acid	M-03
1633	BQ29225-102	1	Perfluorohexanesulfonic acid (PFHxS)	M-03
1633	BQ29225-002	1	Perfluorononanesulfonic acid (PFNS)	M-03
1633	BQ29225-002	1	Perfluorononanoic acid (PFNA)	M-03
1633	BQ29225-102	1	Perfluorononanoic acid (PFNA)	M-03
1633	BQ29225-002	1	Perfluorooctanesulfonamide (PFOSA)	M-03
1633	BQ29225-102	1	Perfluorooctanesulfonamide (PFOSA)	M-03
1633	BQ29225-001	1	Perfluorooctanesulfonic acid (PFOS)	M-03

Manual Integration Summary
Pace Analytical LLC
Lot Number: BA09011

Where applicable, analytes for which manual integration occurred have been flagged with the following:

Qualifier	Technical Justification	Qualifier	Technical Justification	Qualifier	Technical Justification
M-01	Split peak	M-07	Low fit	M-13	Error
M-02	Peak tailing	M-08	Peak not found	M-14	Baseline
M-03	Incorrect auto integration	M-09	Analyte not Identified by the Data System	M-15	Other
M-04	Poor chromatography	M-10	Analyte misidentified by the Data System	M-16	Retention time shift
M-05	Manually assigned peak	M-11	Invalid integration	M-17	Shouldering
M-06	Wrong isomer	M-12	Wrong peak		

A summary of instances where manual integration occurred is included below:

Method	Sample	Run Number	Parameter	Qualifier
1633	BQ29225-002	1	Perfluorooctanesulfonic acid (PFOS)	M-03
1633	BQ29225-102	1	Perfluorooctanesulfonic acid (PFOS)	M-03
1633	BQ29225-102	1	Perfluorooctanoic acid (PFOA)	M-03
1633	BQ29225-102	1	Perfluoropentanesulfonic acid (PFPeS)	M-03
1633	BQ29225-002	1	Perfluoropentanoic acid (PFPeA)	M-03
1633	BQ29225-102	1	Perfluoropentanoic acid (PFPeA)	M-03
1633	BQ29225-002	1	Perfluoropropanoic acid (PFPrA)	M-03
1633	BQ29225-102	1	Perfluoropropanoic acid (PFPrA)	M-03
1633	BQ29225-002	1	3-Perfluoropropyl propanoic acid	M-03
1633	BQ29225-102	1	3-Perfluoropropyl propanoic acid	M-03
1633	BQ29225-102	1	Perfluorotetradecanoic acid (PFTeDA)	M-03
1633	BQ29225-102	1	Perfluoroundecanoic acid (PFUnA)	M-03
1633	BQ29225-001	1	13C5-PFPeA	M-03
1633	BQ29225-002	1	13C5-PFPeA	M-03
1633	BQ29225-102	1	13C5-PFPeA	M-03
1633	BQ29241-102	1	Bis(trifluoromethylsulfonyl)amine (TFSI)	M-03
1633	BQ29241-102	1	1H,1H,2H,2H-Perfluorohexane sulfonic	M-03
1633	BQ29241-102	1	1H,1H,2H,2H-Perfluorooctane sulfonic	M-03
1633	BQ29241-002	1	N-ethyl perfluorooctanesulfonamide	M-03
1633	BQ29241-102	1	N-ethyl perfluorooctanesulfonamide	M-03
1633	BQ29241-002	1	N-ethyl	M-03
1633	BQ29241-002	1	N-ethyl	M-03
1633	BQ29241-102	1	N-ethyl	M-03
1633	BQ29241-002	1	N-methyl perfluorooctanesulfonamide	M-03
1633	BQ29241-102	1	N-methyl perfluorooctanesulfonamide	M-03
1633	BQ29241-002	1	N-methyl	M-03
1633	BQ29241-102	1	N-methyl	M-03
1633	BQ29241-002	1	N-methyl	M-03
1633	BQ29241-102	1	N-methyl	M-03
1633	BQ29241-102	1	Nonafluoro-3,6-dioxaheptanoic acid	M-03
1633	BQ29241-002	1	Perfluoro-3-methoxypropanoic acid	M-08
1633	BQ29241-102	1	Perfluoro-3-methoxypropanoic acid	M-08
1633	BQ29241-002	1	Perfluoro-4-methoxybutanoic acid	M-03
1633	BQ29241-102	1	Perfluoro-4-methoxybutanoic acid	M-03
1633	BQ29241-102	1	Perfluorobutanoic acid (PFBA)	M-03
1633	BQ29241-102	1	Perfluorodecanesulfonic acid (PFDS)	M-03
1633	BQ29241-102	1	Perfluorododecanesulfonic acid (PFDoS)	M-03
1633	BQ29241-002	1	3-Perfluoroheptyl propanoic acid	M-03
1633	BQ29241-102	1	3-Perfluoroheptyl propanoic acid	M-03
1633	BQ29241-001	1	Perfluorohexanesulfonic acid (PFHxS)	M-03

Manual Integration Summary
Pace Analytical LLC
Lot Number: BA09011

Where applicable, analytes for which manual integration occurred have been flagged with the following:

Qualifier	Technical Justification	Qualifier	Technical Justification	Qualifier	Technical Justification
M-01	Split peak	M-07	Low fit	M-13	Error
M-02	Peak tailing	M-08	Peak not found	M-14	Baseline
M-03	Incorrect auto integration	M-09	Analyte not Identified by the Data System	M-15	Other
M-04	Poor chromatography	M-10	Analyte misidentified by the Data System	M-16	Retention time shift
M-05	Manually assigned peak	M-11	Invalid integration	M-17	Shouldering
M-06	Wrong isomer	M-12	Wrong peak		

A summary of instances where manual integration occurred is included below:

Method	Sample	Run Number	Parameter	Qualifier
1633	BQ29241-002	1	Perfluorohexanesulfonic acid (PFHxS)	M-03
1633	BQ29241-102	1	Perfluorohexanesulfonic acid (PFHxS)	M-03
1633	BQ29241-102	1	Perfluorononanesulfonic acid (PFNS)	M-03
1633	BQ29241-002	1	Perfluorononanoic acid (PFNA)	M-03
1633	BQ29241-102	1	Perfluorononanoic acid (PFNA)	M-03
1633	BQ29241-002	1	Perfluorooctanesulfonamide (PFOSA)	M-03
1633	BQ29241-102	1	Perfluorooctanesulfonamide (PFOSA)	M-03
1633	BQ29428-001	1	Perfluorooctanesulfonic acid (PFOS)	M-03
1633	BQ29428-002	1	Perfluorooctanesulfonic acid (PFOS)	M-03
1633	BQ29428-102	1	Perfluorooctanesulfonic acid (PFOS)	M-03
1633	BQ29241-002	1	Perfluorooctanoic acid (PFOA)	M-03
1633	BQ29241-102	1	Perfluorooctanoic acid (PFOA)	M-03
1633	BQ29241-102	1	Perfluoropentanoic acid (PFPeA)	M-03
1633	BQ29241-001	1	Perfluoropropanoic acid (PFPrA)	M-03
1633	BQ29241-102	1	3-Perfluoropropyl propanoic acid	M-03
1633	BQ29241-002	1	Perfluorotetradecanoic acid (PFTeDA)	M-03
1633	BQ29241-102	1	Perfluorotetradecanoic acid (PFTeDA)	M-03
1633	BQ29241-102	1	Perfluoroundecanoic acid (PFUnA)	M-03
1633	BQ29241-002	1	13C2-4:2FTS	M-03
1633	BQ29241-002	1	13C2-8:2FTS	M-03
1633	BQ29241-102	1	13C2-8:2FTS	M-03
1633	BQ29428-002	1	13C2-8:2FTS	M-03
1633	BQ29241-002	1	D3-NMeFOSA	M-03
1633	BQ29241-102	1	D3-NMeFOSA	M-03
1633	BQ29428-102	1	D5-NEtFOSAA	M-03
1633	BQ29241-102	1	13C9-PFNA	M-03
1633	BQ29428-102	1	13C9-PFNA	M-03
1633	BQ29241-102	1	13C6-PFDA	M-03
1633	BQ29241-102	1	13C2-PFDoA	M-03
1633	BQ29382-002	1	Perfluorooctanesulfonic acid (PFOS)	M-03
1633	BQ29382-102	1	Perfluorooctanesulfonic acid (PFOS)	M-03
1633	BQ29382-001	1	13C2-4:2FTS	M-03
1633	BQ29382-102	1	D5-NEtFOSA	M-03
1633	BQ29382-002	1	D3-NMeFOSA	M-03
1633	BQ29382-001	1	13C4-PFBA	M-03
1633	BQ29382-002	1	13C4-PFBA	M-03
1633	BQ29382-102	1	13C4-PFBA	M-03
1633	BQ29382-001	1	13C6-PFDA	M-03
1633	BQ29382-001	1	13C3-PFBS	M-03
1633	BQ29382-002	1	13C3-PFBS	M-03

Manual Integration Summary
Pace Analytical LLC
Lot Number: BA09011

Where applicable, analytes for which manual integration occurred have been flagged with the following:

Qualifier	Technical Justification	Qualifier	Technical Justification	Qualifier	Technical Justification
M-01	Split peak	M-07	Low fit	M-13	Error
M-02	Peak tailing	M-08	Peak not found	M-14	Baseline
M-03	Incorrect auto integration	M-09	Analyte not Identified by the Data System	M-15	Other
M-04	Poor chromatography	M-10	Analyte misidentified by the Data System	M-16	Retention time shift
M-05	Manually assigned peak	M-11	Invalid integration	M-17	Shouldering
M-06	Wrong isomer	M-12	Wrong peak		

A summary of instances where manual integration occurred is included below:

Method	Sample	Run Number	Parameter	Qualifier
1633	BQ29382-001	1	13C7-PFUnA	M-03
1633	BQ29382-001	1	D9-NEtFOSE	M-03
1633	BQ29382-001	1	13C3-PFPrA	M-03
1633	BQ29382-002	1	13C3-PFPrA	M-03
1633	BQ29382-102	1	13C3-PFPrA	M-03

If you have any questions regarding this report, please contact the Pace Project Manager listed on the cover page.

Chain of Custody
and
Miscellaneous Documents

Sub-Contract Chain of Custody

Batch Date/Time: 01/08/26 13:44
Sub-Contract Lab: PACEWCSC
Address: 106 Vantage Point Dr.
City/State: West Columbia, SC 29172
Contact:
Edward.Barnett@pacelabs.com
Owner Lab: PACEMTJL
Address: 12065 Lebanon Rd.
City/State: Mt. Juliet, TN 37122
Phone: (615) 773-9756
Fax: (615) 758-5859

WO: WG2671369
Email: MTJLSubcontTeam@pacelabs.com
Results Due Date: 01/29/26
ESC Purchase Order #: L1933570
Send Reports to: Skylar S DeRuer

Pace Analytical

12065 Lebanon Rd.
Mt. Juliet, TN 37122
Phone:(615) 773-9756
Fax:(615) 758-5859

Sample ID / Container ID	Matrix	State	Collect Date	Description	Sample Number Lab Use Only	Sample Comments Lab Use Only
CP-P292-S1-SPT-07 PFAS-90mlPP-NoPres - S54844873	SS	NC	01/05/26 11:10	SUBPFAS1633	1. L1933570-01	DOD
CP-P292-S1-SPT-01 PFAS-90mlPP-NoPres - 54988200	SS	NC	01/05/26 13:45	SUBPFAS1633	2. L1933570-02	DOD
CP-P292-S1-SPT-03 PFAS-90mlPP-NoPres - 54988201	SS	NC	01/05/26 13:15	SUBPFAS1633	3. L1933570-03	DOD
CP-P292-S1-SPT-D PFAS-90mlPP-NoPres - 54988202	SS	NC	01/05/26 13:30	SUBPFAS1633	4. L1933570-04	DOD
CP-P292-S1-CPT-03 PFAS-90mlPP-NoPres - 54988203	SS	NC	01/05/26 14:15	SUBPFAS1633	5. L1933570-05	DOD

*= Container used for multiple Samples and/or Analyses

T = 1.3°C

Relinquished by: [signature] Date 1-8-26

Received by: _____ Date _____

Relinquished by: FEDEX Date 1/9/26 0912

Received by: [signature] PACE Date 1/9/26 0912

BA09011

DC#_Title: ENV-FRM-WCOL-0286 v02_Samples Receipt Checklist (SRC)
Effective Date: 8/2/2022

Sample Receipt Checklist (SRC)

Client: Pace National Cooler Inspected by/date: MAL / 1/9/26 Lot #: BA0904

Means of receipt: [ ] Pace [ ] Client [ ] UPS [✔] FedEx [ ] Other: ____

[✔] Yes	[ ] No		1. Were custody seals present on the cooler?
[✔] Yes	[ ] No	[ ] NA	2. If custody seals were present, were they intact and unbroken?

pH Strip ID: NA Chlorine Strip ID: NA Tested by: NA

Original temperature upon receipt / Derived (Corrected) temperature upon receipt %Solid Snap-Cup ID: 337205

1.3 / 1.3 °C NA / NA °C NA / NA °C NA / NA °C

Method: [✔] Temperature Blank [ ] Against Bottles IR Gun ID: 8 IR Gun Correction Factor: 0 °C

Method of coolant: [✔] Wet Ice [ ] Ice Packs [ ] Dry Ice [ ] None

[✔] Yes	[ ] No	[ ] NA	3. Were all coolers received at or below 6.0°C? If no, was Project Manager notified? PM was Notified by: phone / email / face-to-face (circle one).
[✔] Yes	[ ] No	[✔] NA	4. Is the commercial courier's packing slip attached to this form?
[✔] Yes	[ ] No		5. Were proper custody procedures (relinquished/received) followed?
[✔] Yes	[ ] No		6. Were sample IDs listed on the COC and all sample containers?
[✔] Yes	[ ] No		7. Was collection date & time listed on the COC and all sample containers?
[✔] Yes	[ ] No		8. Did all container label information (ID, date, time) agree with the COC?
[✔] Yes	[ ] No		9. Were tests to be performed listed on the COC?
[✔] Yes	[ ] No		10. Did all samples arrive in the proper containers for each test and/or in good condition (unbroken, lids on, etc.)? ____
[✔] Yes	[ ] No		11. Was adequate sample volume available?
[ ] Yes	[✔] No		12. Were all samples received within ½ the holding time or 48 hours, whichever comes first?
[✔] Yes	[ ] No		13. Were all samples containers accounted for? (No missing/excess)
[ ] Yes	[ ] No	[✔] NA	14. Were VOA, 8015C and RSK-175 samples free of bubbles >"pea-size" (¼"or 6mm in diameter) in any of the VOA vials?
[ ] Yes	[ ] No	[✔] NA	15. Were all DRO/metals/nutrient samples received at a pH of < 2?
[ ] Yes	[ ] No	[✔] NA	16. Were all cyanide samples received at a pH > 12 and sulfide samples received at a pH > 9?
[ ] Yes	[ ] No	[✔] NA	17. Were all applicable NH_3/TKN/cyanide/phenol/625.1/608.3 (< 0.5mg/L) samples free of residual chlorine?
[ ] Yes	[ ] No	[✔] NA	18. Was the quote number listed on the container label? If yes, Quote # ____

AAC 1/9/26

Sample Preservation (Must be completed for any sample(s) incorrectly preserved or with headspace.)

Sample(s) NA ____ were received incorrectly preserved and were adjusted accordingly in sample receiving with NA mL of circle one: H2SO4, HNO3, HCl, NaOH using SR # NA. Time of preservation NA. If more than one preservative is needed, please note in the comments below.

Sample(s) NA ____ were received with bubbles >6 mm in diameter.

Samples(s) NA ____ were received with TRC > 0.5 mg/L (If #19 is *no*) and were adjusted accordingly in sample receiving with sodium thiosulfate ($Na_2S_2O_3$) with Unique ID: NA.

Comments:

Qualtrax ID: 56360 Pace® Analytical Services, LLC Page 1 of 1

ANALYTICAL REPORT

January 16, 2026

1 Cp
2 Tc
3 Ss
4 Cn
5 Sr
6 Qc
7 Gl
8 Al
9 Sc

Terracon - Wilmington, NC

Sample Delivery Group:	L1933573
Samples Received:	01/08/2026
Project Number:	K625P194
Description:	MCAS Cherry Point
Site:	MCAS CP
Report To:	Danielle Foster 2108 Capital Drive Suite 103 Wilmington, NC 28405

Entire Report Reviewed By:

Shane Gambill
Project Manager

Results relate only to the items tested or calibrated and are reported as rounded values. This test report shall not be reproduced, except in full, without written approval of the laboratory. Where applicable, sampling conducted by Pace Analytical National is performed per guidance provided in laboratory standard operating procedures ENV-SOP-MTJL-0067 and ENV-SOP-MTJL-0068. Where sampling conducted by the customer, results relate to the accuracy of the information provided, and as the samples are received.

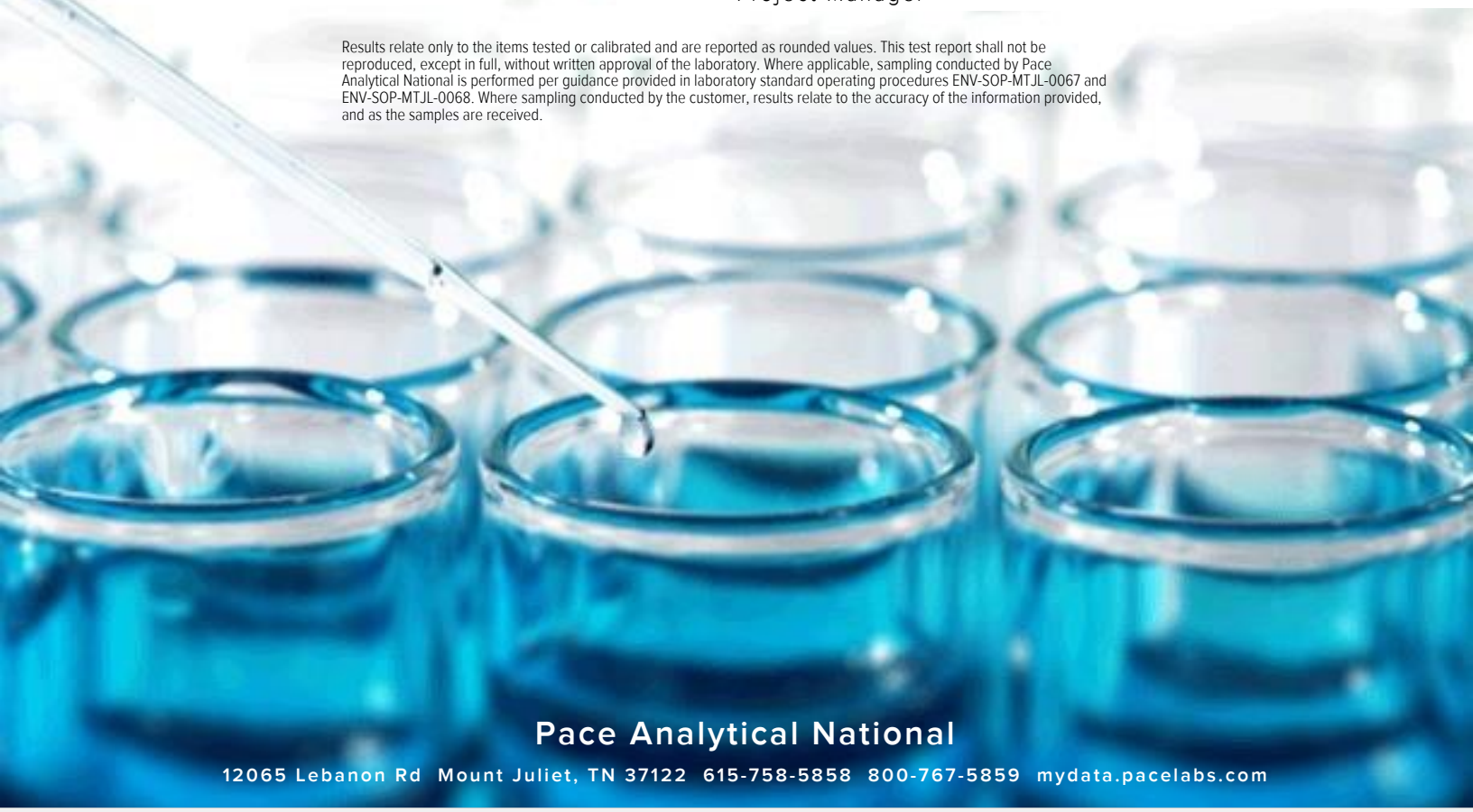

Pace Analytical National
12065 Lebanon Rd Mount Juliet, TN 37122 615-758-5858 800-767-5859 mydata.pacelabs.com

TABLE OF CONTENTS

Cp: Cover Page 1

Tc: Table of Contents 2

Ss: Sample Summary 3

Cn: Case Narrative 5

Sr: Sample Results 6

- CP-P292-S2-SPT-04 L1933573-01 6
- CP-P292-S1-SPT-04 L1933573-02 10
- CP-P292-S2-SPT-04 L1933573-03 14
- CP-P292-S2-SPT-04 L1933573-04 15
- CP-P292-S2-SPT-02 L1933573-05 17
- CP-P292-S2-SPT-02 L1933573-06 18

Qc: Quality Control Summary 20

- Total Solids by Method 2540 G-2011 20
- Mercury by Method 7470A 21
- Metals (ICP) by Method 6010D 23
- Volatile Organic Compounds (GC) by Method 8015C 27
- Volatile Organic Compounds (GC/MS) by Method 8260D 29
- Semi-Volatile Organic Compounds (GC) by Method 8015C 34
- Chlorinated Acid Herbicides (GC) by Method 8151A 36
- Pesticides (GC) by Method 8081 37
- Polychlorinated Biphenyls (GC) by Method 8082 38
- Semi Volatile Organic Compounds (GC/MS) by Method 8270E 39

Gl: Glossary of Terms 45

Al: Accreditations & Locations 47

Sc: Sample Chain of Custody 48

CP-P292-S2-SPT-04 L1933573-01

Collected by: Baylee Kurtz | Collected date/time: 01/05/26 13:45 | Received date/time: 01/08/26 09:00

Method	Batch	Dilution	Preparation date/time	Analysis date/time	Analyst	Location
Mercury by Method 7470A	WG2671392	1	01/10/26 11:46	01/11/26 12:53	AKB	Mt. Juliet, TN
Metals (ICP) by Method 6010D	WG2671411	1	01/11/26 14:27	01/11/26 17:54	NMM	Mt. Juliet, TN
Volatile Organic Compounds (GC) by Method 8015C	WG2671549	1	01/08/26 17:04	01/08/26 17:04	DWR	Mt. Juliet, TN
Volatile Organic Compounds (GC/MS) by Method 8260D	WG2672046	1	01/09/26 12:57	01/09/26 12:57	WHS	Mt. Juliet, TN
Semi-Volatile Organic Compounds (GC) by Method 8015C	WG2671371	1	01/08/26 18:07	01/12/26 14:19	RF	Mt. Juliet, TN
Semi Volatile Organic Compounds (GC/MS) by Method 8270E	WG2671743	1	01/09/26 08:09	01/09/26 21:12	KB	Mt. Juliet, TN

CP-P292-S1-SPT-04 L1933573-02

Collected by: Baylee Kurtz | Collected date/time: 01/05/26 11:45 | Received date/time: 01/08/26 09:00

Method	Batch	Dilution	Preparation date/time	Analysis date/time	Analyst	Location
Mercury by Method 7470A	WG2671392	1	01/10/26 11:46	01/11/26 13:03	AKB	Mt. Juliet, TN
Metals (ICP) by Method 6010D	WG2671411	1	01/11/26 14:27	01/11/26 17:57	NMM	Mt. Juliet, TN
Volatile Organic Compounds (GC) by Method 8015C	WG2671549	1	01/08/26 17:24	01/08/26 17:24	DWR	Mt. Juliet, TN
Volatile Organic Compounds (GC/MS) by Method 8260D	WG2672046	1	01/09/26 13:19	01/09/26 13:19	WHS	Mt. Juliet, TN
Semi-Volatile Organic Compounds (GC) by Method 8015C	WG2671371	1	01/08/26 18:07	01/12/26 14:41	RF	Mt. Juliet, TN
Semi Volatile Organic Compounds (GC/MS) by Method 8270E	WG2671743	1	01/09/26 08:09	01/10/26 02:33	VDR	Mt. Juliet, TN

CP-P292-S2-SPT-04 L1933573-03

Collected by: Baylee Kurtz | Collected date/time: 01/05/26 14:45 | Received date/time: 01/08/26 09:00

Method	Batch	Dilution	Preparation date/time	Analysis date/time	Analyst	Location
Total Solids by Method 2540 G-2011	WG2671782	1	01/09/26 08:37	01/09/26 08:47	CMB	Mt. Juliet, TN
Volatile Organic Compounds (GC) by Method 8015C	WG2672376	63.5	01/05/26 14:45	01/10/26 08:34	AEB	Mt. Juliet, TN
Semi-Volatile Organic Compounds (GC) by Method 8015C	WG2671719	1	01/09/26 06:33	01/09/26 18:47	GTW	Mt. Juliet, TN

CP-P292-S2-SPT-04 L1933573-04

Collected by: Baylee Kurtz | Collected date/time: 01/05/26 14:45 | Received date/time: 01/08/26 09:00

Method	Batch	Dilution	Preparation date/time	Analysis date/time	Analyst	Location
Preparation by Method 1311	WG2671396	1	01/10/26 07:07	01/10/26 07:07	PNK	Mt. Juliet, TN
Preparation by Method 1311	WG2671436	1	01/09/26 10:31	01/09/26 10:31	JWS	Mt. Juliet, TN
Mercury by Method 7470A	WG2672625	1	01/10/26 11:46	01/11/26 18:03	AKB	Mt. Juliet, TN
Metals (ICP) by Method 6010D	WG2672696	1	01/12/26 09:23	01/13/26 02:28	MAP	Mt. Juliet, TN
Volatile Organic Compounds (GC/MS) by Method 8260D	WG2672942	1	01/11/26 12:26	01/11/26 12:26	DWR	Mt. Juliet, TN
Chlorinated Acid Herbicides (GC) by Method 8151A	WG2672840	1	01/11/26 07:20	01/12/26 13:09	HLA	Mt. Juliet, TN
Pesticides (GC) by Method 8081	WG2674665	1	01/14/26 15:30	01/15/26 00:28	LTB	Mt. Juliet, TN
Polychlorinated Biphenyls (GC) by Method 8082	WG2674665	1	01/14/26 15:30	01/15/26 00:28	LTB	Mt. Juliet, TN
Semi Volatile Organic Compounds (GC/MS) by Method 8270E	WG2672900	1	01/13/26 07:58	01/13/26 21:25	KB	Mt. Juliet, TN

CP-P292-S2-SPT-02 L1933573-05

Collected by: Baylee Kurtz | Collected date/time: 01/05/26 16:20 | Received date/time: 01/08/26 09:00

Method	Batch	Dilution	Preparation date/time	Analysis date/time	Analyst	Location
Total Solids by Method 2540 G-2011	WG2671782	1	01/09/26 08:37	01/09/26 08:47	CMB	Mt. Juliet, TN
Volatile Organic Compounds (GC) by Method 8015C	WG2672376	37.3	01/05/26 16:20	01/10/26 08:56	AEB	Mt. Juliet, TN
Semi-Volatile Organic Compounds (GC) by Method 8015C	WG2671719	1	01/09/26 06:33	01/10/26 12:04	PS	Mt. Juliet, TN

CP-P292-S2-SPT-02 L1933573-06

Collected by	Collected date/time	Received date/time
Baylee Kurtz	01/05/26 16:20	01/08/26 09:00

Method	Batch	Dilution	Preparation date/time	Analysis date/time	Analyst	Location
Preparation by Method 1311	WG2671396	1	01/10/26 07:07	01/10/26 07:07	PNK	Mt. Juliet, TN
Preparation by Method 1311	WG2671436	1	01/09/26 10:31	01/09/26 10:31	JWS	Mt. Juliet, TN
Mercury by Method 7470A	WG2672625	1	01/10/26 11:46	01/11/26 18:06	AKB	Mt. Juliet, TN
Metals (ICP) by Method 6010D	WG2672696	1	01/12/26 09:23	01/13/26 02:30	MAP	Mt. Juliet, TN
Volatile Organic Compounds (GC/MS) by Method 8260D	WG2672942	1	01/11/26 12:46	01/11/26 12:46	DWR	Mt. Juliet, TN
Chlorinated Acid Herbicides (GC) by Method 8151A	WG2672840	1	01/11/26 07:20	01/12/26 13:20	HLA	Mt. Juliet, TN
Pesticides (GC) by Method 8081	WG2674665	1	01/14/26 15:30	01/15/26 00:38	LTB	Mt. Juliet, TN
Polychlorinated Biphenyls (GC) by Method 8082	WG2674665	1	01/14/26 15:30	01/15/26 00:38	LTB	Mt. Juliet, TN
Semi Volatile Organic Compounds (GC/MS) by Method 8270E	WG2672900	1	01/13/26 07:58	01/13/26 21:47	KB	Mt. Juliet, TN

All sample aliquots were received at the correct temperature, in the proper containers, with the appropriate preservatives, and within method specified holding times, unless qualified or notated within the report. Where applicable, all MDL (LOD) and RDL (LOQ) values reported for environmental samples have been corrected for the dilution factor used in the analysis. All Method and Batch Quality Control are within established criteria except where addressed in this case narrative, a non-conformance form or properly qualified within the sample results. By my digital signature below, I affirm to the best of my knowledge, all problems/anomalies observed by the laboratory as having the potential to affect the quality of the data have been identified by the laboratory, and no information or data have been knowingly withheld that would affect the quality of the data.

Shane Gambill
Project Manager

Project Narrative

Method 8270TCLP; WG2672900 This sample will be reporting with a low failure in the opening CCV at 62.1% for Pentachlorophenol because this exceedance is within the DOD defined gross exceedance criteria for opening CCVs (50-150% recovery).

Mercury by Method 7470A

Analyte	CAS #	Result ug/l	Qualifier	DL ug/l	LOD ug/l	LOQ ug/l	Dilution	Analysis date / time	Batch
Mercury	7439-97-6	0.100	U	0.0700	0.100	0.200	1	01/11/2026 12:53	WG2671392

Metals (ICP) by Method 6010D

Analyte	CAS #	Result ug/l	Qualifier	DL ug/l	LOD ug/l	LOQ ug/l	Dilution	Analysis date / time	Batch
Aluminum	7429-90-5	100	U	69.2	100	200	1	01/11/2026 17:54	WG2671411
Antimony	7440-36-0	6.00	U	5.06	6.00	10.0	1	01/11/2026 17:54	WG2671411
Arsenic	7440-38-2	8.00	U	7.83	8.00	10.0	1	01/11/2026 17:54	WG2671411
Barium	7440-39-3	16.9		0.773	2.50	5.00	1	01/11/2026 17:54	WG2671411
Beryllium	7440-41-7	1.00	U	0.501	1.00	2.00	1	01/11/2026 17:54	WG2671411
Cadmium	7440-43-9	1.00	U	0.538	1.00	2.00	1	01/11/2026 17:54	WG2671411
Calcium	7440-70-2	7890		153	500	1000	1	01/11/2026 17:54	WG2671411
Chromium	7440-47-3	5.00	U	1.51	5.00	10.0	1	01/11/2026 17:54	WG2671411
Cobalt	7440-48-4	3.82	J	1.41	5.00	10.0	1	01/11/2026 17:54	WG2671411
Copper	7440-50-8	5.00	U	2.26	5.00	10.0	1	01/11/2026 17:54	WG2671411
Iron	7439-89-6	102	B	20.5	50.0	100	1	01/11/2026 17:54	WG2671411
Lead	7439-92-1	3.00	U	2.43	3.00	6.00	1	01/11/2026 17:54	WG2671411
Magnesium	7439-95-4	724	J	101	500	1000	1	01/11/2026 17:54	WG2671411
Manganese	7439-96-5	23.4		1.01	5.00	10.0	1	01/11/2026 17:54	WG2671411
Nickel	7440-02-0	4.03	J	1.96	5.00	10.0	1	01/11/2026 17:54	WG2671411
Potassium	7440-09-7	1060	J	624	1000	2000	1	01/11/2026 17:54	WG2671411
Selenium	7782-49-2	7.00	U	6.16	7.00	10.0	1	01/11/2026 17:54	WG2671411
Silver	7440-22-4	3.00	U	2.89	3.00	5.00	1	01/11/2026 17:54	WG2671411
Sodium	7440-23-5	26900		444	1500	3000	1	01/11/2026 17:54	WG2671411
Thallium	7440-28-0	7.00	U	6.63	7.00	10.0	1	01/11/2026 17:54	WG2671411
Vanadium	7440-62-2	10.0	U	5.64	10.0	20.0	1	01/11/2026 17:54	WG2671411
Zinc	7440-66-6	74.5		4.67	25.0	50.0	1	01/11/2026 17:54	WG2671411

Volatile Organic Compounds (GC) by Method 8015C

Analyte	CAS #	Result ug/l	Qualifier	DL ug/l	LOD ug/l	LOQ ug/l	Dilution	Analysis date / time	Batch
TPH (GC/FID) Low Fraction	8006-61-9	75.0	U	59.4	75.0	150	1	01/08/2026 17:04	WG2671549
(S) a,a,a-Trifluorotoluene(FID)	*98-08-8*	*100*				*62.0-128*		*01/08/2026 17:04*	WG2671549

Volatile Organic Compounds (GC/MS) by Method 8260D

Analyte	CAS #	Result ug/l	Qualifier	DL ug/l	LOD ug/l	LOQ ug/l	Dilution	Analysis date / time	Batch
Acetone	67-64-1	47.0	U	46.9	47.0	50.0	1	01/09/2026 12:57	WG2672046
Benzene	71-43-2	0.500	U	0.320	0.500	1.00	1	01/09/2026 12:57	WG2672046
Bromochloromethane	74-97-5	0.500	U	0.437	0.500	1.00	1	01/09/2026 12:57	WG2672046
Bromodichloromethane	75-27-4	0.500	U	0.371	0.500	1.00	1	01/09/2026 12:57	WG2672046
Bromoform	75-25-2	0.900	U	0.548	0.900	1.00	1	01/09/2026 12:57	WG2672046
Bromomethane	74-83-9	4.90	U	4.85	4.90	5.00	1	01/09/2026 12:57	WG2672046
Carbon disulfide	75-15-0	0.900	U	0.510	0.900	1.00	1	01/09/2026 12:57	WG2672046
Carbon tetrachloride	56-23-5	0.500	U	0.360	0.500	1.00	1	01/09/2026 12:57	WG2672046
Chlorobenzene	108-90-7	0.500	J4 U	0.266	0.500	1.00	1	01/09/2026 12:57	WG2672046
Chlorodibromomethane	124-48-1	0.500	U	0.398	0.500	1.00	1	01/09/2026 12:57	WG2672046
Chloroethane	75-00-3	4.50	U	2.79	4.50	5.00	1	01/09/2026 12:57	WG2672046
Chloroform	67-66-3	2.50	U	1.28	2.50	5.00	1	01/09/2026 12:57	WG2672046
Chloromethane	74-87-3	2.00	U	1.70	2.00	5.00	1	01/09/2026 12:57	WG2672046
Cyclohexane	110-82-7	0.900	U	0.693	0.900	1.00	1	01/09/2026 12:57	WG2672046
1,2-Dibromoethane	106-93-4	0.500	U	0.341	0.500	1.00	1	01/09/2026 12:57	WG2672046
1,2-Dibromo-3-Chloropropane	96-12-8	2.50	U	1.25	2.50	5.00	1	01/09/2026 12:57	WG2672046
1,2-Dichlorobenzene	95-50-1	0.500	U	0.304	0.500	1.00	1	01/09/2026 12:57	WG2672046

Volatile Organic Compounds (GC/MS) by Method 8260D

Analyte	CAS #	Result ug/l	Qualifier	DL ug/l	LOD ug/l	LOQ ug/l	Dilution	Analysis date / time	Batch
1,3-Dichlorobenzene	541-73-1	0.500	U	0.282	0.500	1.00	1	01/09/2026 12:57	WG2672046
1,4-Dichlorobenzene	106-46-7	0.500	U	0.277	0.500	1.00	1	01/09/2026 12:57	WG2672046
Dichlorodifluoromethane	75-71-8	2.50	U	2.41	2.50	5.00	1	01/09/2026 12:57	WG2672046
1,1-Dichloroethane	75-34-3	0.500	U	0.389	0.500	1.00	1	01/09/2026 12:57	WG2672046
1,2-Dichloroethane	107-06-2	0.500	U	0.395	0.500	1.00	1	01/09/2026 12:57	WG2672046
1,1-Dichloroethene	75-35-4	0.500	U	0.422	0.500	1.00	1	01/09/2026 12:57	WG2672046
cis-1,2-Dichloroethene	156-59-2	0.500	U	0.323	0.500	1.00	1	01/09/2026 12:57	WG2672046
trans-1,2-Dichloroethene	156-60-5	0.500	U	0.348	0.500	1.00	1	01/09/2026 12:57	WG2672046
1,2-Dichloropropane	78-87-5	0.500	U	0.427	0.500	1.00	1	01/09/2026 12:57	WG2672046
cis-1,3-Dichloropropene	10061-01-5	0.500	U	0.348	0.500	1.00	1	01/09/2026 12:57	WG2672046
trans-1,3-Dichloropropene	10061-02-6	0.500	U	0.313	0.500	1.00	1	01/09/2026 12:57	WG2672046
Ethylbenzene	100-41-4	0.500	U	0.234	0.500	1.00	1	01/09/2026 12:57	WG2672046
Isopropylbenzene	98-82-8	0.500	U	0.105	0.500	1.00	1	01/09/2026 12:57	WG2672046
2-Butanone (MEK)	78-93-3	18.0	U	9.00	18.0	20.0	1	01/09/2026 12:57	WG2672046
2-Hexanone	591-78-6	18.0	U	5.80	18.0	20.0	1	01/09/2026 12:57	WG2672046
Methylene Chloride	75-09-2	2.50	U	1.48	2.50	5.00	1	01/09/2026 12:57	WG2672046
4-Methyl-2-pentanone (MIBK)	108-10-1	9.00	U	7.52	9.00	20.0	1	01/09/2026 12:57	WG2672046
Methyl Acetate	79-20-9	18.0	U	17.5	18.0	20.0	1	01/09/2026 12:57	WG2672046
Methyl Cyclohexane	108-87-2	5.00	U	0.701	5.00	10.0	1	01/09/2026 12:57	WG2672046
Methyl tert-butyl ether	1634-04-4	0.500	U	0.357	0.500	1.00	1	01/09/2026 12:57	WG2672046
Styrene	100-42-5	0.500	U	0.342	0.500	1.00	1	01/09/2026 12:57	WG2672046
1,1,2,2-Tetrachloroethane	79-34-5	0.500	U	0.354	0.500	1.00	1	01/09/2026 12:57	WG2672046
Tetrachloroethene	127-18-4	0.600	J4 U	0.358	0.600	1.00	1	01/09/2026 12:57	WG2672046
Toluene	108-88-3	0.600	U	0.274	0.600	1.00	1	01/09/2026 12:57	WG2672046
1,2,3-Trichlorobenzene	87-61-6	0.940	U	0.935	0.940	1.00	1	01/09/2026 12:57	WG2672046
1,2,4-Trichlorobenzene	120-82-1	1.00	U	0.691	1.00	2.00	1	01/09/2026 12:57	WG2672046
1,1,1-Trichloroethane	71-55-6	0.500	U	0.336	0.500	1.00	1	01/09/2026 12:57	WG2672046
1,1,2-Trichloroethane	79-00-5	0.500	U	0.375	0.500	1.00	1	01/09/2026 12:57	WG2672046
Trichloroethene	79-01-6	0.500	U	0.383	0.500	1.00	1	01/09/2026 12:57	WG2672046
Trichlorofluoromethane	75-69-4	4.50	U	3.04	4.50	5.00	1	01/09/2026 12:57	WG2672046
1,1,2-Trichlorotrifluoroethane	76-13-1	0.900	U	0.643	0.900	1.00	1	01/09/2026 12:57	WG2672046
Vinyl chloride	75-01-4	0.500	U	0.458	0.500	1.00	1	01/09/2026 12:57	WG2672046
m&p-Xylene		1.00	U	0.549	1.00	2.00	1	01/09/2026 12:57	WG2672046
o-Xylene	95-47-6	0.500	U	0.319	0.500	1.00	1	01/09/2026 12:57	WG2672046
Xylenes, Total	1330-20-7	1.50	U	0.319	1.50	3.00	1	01/09/2026 12:57	WG2672046
(S) Toluene-d8	*2037-26-5*	*110*				*89.0-112*		*01/09/2026 12:57*	WG2672046
(S) 4-Bromofluorobenzene	*460-00-4*	*109*				*85.0-114*		*01/09/2026 12:57*	WG2672046
(S) 1,2-Dichloroethane-d4	*17060-07-0*	*93.3*				*81.0-118*		*01/09/2026 12:57*	WG2672046

Semi-Volatile Organic Compounds (GC) by Method 8015C

Analyte	CAS #	Result ug/l	Qualifier	DL ug/l	LOD ug/l	LOQ ug/l	Dilution	Analysis date / time	Batch
TPH (GC/FID) High Fraction	68334-30-5	90.0	U	60.5	90.0	100	1	01/12/2026 14:19	WG2671371
(S) o-Terphenyl	*84-15-1*	*93.7*				*56.0-125*		*01/12/2026 14:19*	WG2671371

Semi Volatile Organic Compounds (GC/MS) by Method 8270E

Analyte	CAS #	Result ug/l	Qualifier	DL ug/l	LOD ug/l	LOQ ug/l	Dilution	Analysis date / time	Batch
Acenaphthene	83-32-9	0.500	J4 U	0.246	0.500	1.00	1	01/09/2026 21:12	WG2671743
Acenaphthylene	208-96-8	0.500	U	0.265	0.500	1.00	1	01/09/2026 21:12	WG2671743
Acetophenone	98-86-2	5.00	J4 U	2.05	5.00	10.0	1	01/09/2026 21:12	WG2671743
Anthracene	120-12-7	0.500	U	0.196	0.500	1.00	1	01/09/2026 21:12	WG2671743
Atrazine	1912-24-9	5.00	U	2.44	5.00	10.0	1	01/09/2026 21:12	WG2671743
Benzaldehyde	100-52-7	9.00	C3 C7 U	8.66	9.00	10.0	1	01/09/2026 21:12	WG2671743
Benzo(a)anthracene	56-55-3	0.500	U	0.208	0.500	1.00	1	01/09/2026 21:12	WG2671743

Semi Volatile Organic Compounds (GC/MS) by Method 8270E

Analyte	CAS #	Result ug/l	Qualifier	DL ug/l	LOD ug/l	LOQ ug/l	Dilution	Analysis date / time	Batch
Benzo(b)fluoranthene	205-99-2	0.500	U	0.280	0.500	1.00	1	01/09/2026 21:12	WG2671743
Benzo(k)fluoranthene	207-08-9	0.500	U	0.247	0.500	1.00	1	01/09/2026 21:12	WG2671743
Benzo(g,h,i)perylene	191-24-2	0.500	U	0.254	0.500	1.00	1	01/09/2026 21:12	WG2671743
Benzo(a)pyrene	50-32-8	0.500	U	0.128	0.500	1.00	1	01/09/2026 21:12	WG2671743
Biphenyl	92-52-4	5.00	J4 U	2.74	5.00	10.0	1	01/09/2026 21:12	WG2671743
Bis(2-chlorethoxy)methane	111-91-1	5.00	J4 U	1.88	5.00	10.0	1	01/09/2026 21:12	WG2671743
Bis(2-chloroethyl)ether	111-44-4	5.00	J4 U	2.05	5.00	10.0	1	01/09/2026 21:12	WG2671743
2,2-Oxybis(1-Chloropropane)	108-60-1	5.00	U	1.91	5.00	10.0	1	01/09/2026 21:12	WG2671743
4-Bromophenyl-phenylether	101-55-3	5.00	J4 U	2.67	5.00	10.0	1	01/09/2026 21:12	WG2671743
2-Chloronaphthalene	91-58-7	0.500	J4 U	0.259	0.500	1.00	1	01/09/2026 21:12	WG2671743
4-Chlorophenyl-phenylether	7005-72-3	5.00	J4 U	2.22	5.00	10.0	1	01/09/2026 21:12	WG2671743
Caprolactam	105-60-2	5.00	U	0.736	5.00	10.0	1	01/09/2026 21:12	WG2671743
Carbazole	86-74-8	5.00	U	2.11	5.00	10.0	1	01/09/2026 21:12	WG2671743
Chrysene	218-01-9	0.500	U	0.279	0.500	1.00	1	01/09/2026 21:12	WG2671743
Dibenz(a,h)anthracene	53-70-3	0.500	U	0.148	0.500	1.00	1	01/09/2026 21:12	WG2671743
Dibenzofuran	132-64-9	5.00	J4 U	2.51	5.00	10.0	1	01/09/2026 21:12	WG2671743
3,3-Dichlorobenzidine	91-94-1	9.00	U	7.58	9.00	10.0	1	01/09/2026 21:12	WG2671743
2,4-Dinitrotoluene	121-14-2	5.00	U	1.87	5.00	10.0	1	01/09/2026 21:12	WG2671743
2,6-Dinitrotoluene	606-20-2	5.00	J4 U	1.86	5.00	10.0	1	01/09/2026 21:12	WG2671743
Fluoranthene	206-44-0	0.500	U	0.229	0.500	1.00	1	01/09/2026 21:12	WG2671743
Fluorene	86-73-7	0.500	J4 U	0.277	0.500	1.00	1	01/09/2026 21:12	WG2671743
Hexachlorobenzene	118-74-1	0.500	U	0.259	0.500	1.00	1	01/09/2026 21:12	WG2671743
Hexachloro-1,3-butadiene	87-68-3	5.00	U	2.27	5.00	10.0	1	01/09/2026 21:12	WG2671743
Hexachlorocyclopentadiene	77-47-4	5.00	U	2.81	5.00	10.0	1	01/09/2026 21:12	WG2671743
Hexachloroethane	67-72-1	5.00	U	2.15	5.00	10.0	1	01/09/2026 21:12	WG2671743
Indeno(1,2,3-cd)pyrene	193-39-5	0.500	U	0.285	0.500	1.00	1	01/09/2026 21:12	WG2671743
Isophorone	78-59-1	5.00	J4 U	1.72	5.00	10.0	1	01/09/2026 21:12	WG2671743
Naphthalene	91-20-3	0.900	J4 U	0.678	0.900	1.00	1	01/09/2026 21:12	WG2671743
2-Methylnaphthalene	91-57-6	0.500	J4 U	0.276	0.500	1.00	1	01/09/2026 21:12	WG2671743
2-Methylphenol	95-48-7	5.00	U	1.70	5.00	10.0	1	01/09/2026 21:12	WG2671743
3&4-Methyl Phenol	3&4-Methyl Phenol	5.00	U	1.54	5.00	10.0	1	01/09/2026 21:12	WG2671743
Nitrobenzene	98-95-3	5.00	J4 U	1.97	5.00	10.0	1	01/09/2026 21:12	WG2671743
n-Nitrosodiphenylamine	86-30-6	5.00	U	2.02	5.00	10.0	1	01/09/2026 21:12	WG2671743
n-Nitrosodi-n-propylamine	621-64-7	5.00	J4 U	2.02	5.00	10.0	1	01/09/2026 21:12	WG2671743
Phenanthrene	85-01-8	0.500	U	0.219	0.500	1.00	1	01/09/2026 21:12	WG2671743
Benzylbutyl phthalate	85-68-7	1.50	U	1.13	1.50	3.00	1	01/09/2026 21:12	WG2671743
Bis(2-Ethylhexyl)phthalate	117-81-7	2.70	U	1.65	2.70	3.00	1	01/09/2026 21:12	WG2671743
Di-n-butyl phthalate	84-74-2	1.50	U	0.794	1.50	3.00	1	01/09/2026 21:12	WG2671743
Diethyl phthalate	84-66-2	1.50	U	0.861	1.50	3.00	1	01/09/2026 21:12	WG2671743
Dimethyl phthalate	131-11-3	1.50	U	0.772	1.50	3.00	1	01/09/2026 21:12	WG2671743
Di-n-octyl phthalate	117-84-0	1.50	U	1.33	1.50	3.00	1	01/09/2026 21:12	WG2671743
Pyrene	129-00-0	0.500	U	0.259	0.500	1.00	1	01/09/2026 21:12	WG2671743
4-Chloro-3-methylphenol	59-50-7	5.00	U	2.28	5.00	10.0	1	01/09/2026 21:12	WG2671743
2-Chlorophenol	95-57-8	5.00	U	2.11	5.00	10.0	1	01/09/2026 21:12	WG2671743
2,4-Dichlorophenol	120-83-2	5.00	J4 U	2.41	5.00	10.0	1	01/09/2026 21:12	WG2671743
2,4-Dimethylphenol	105-67-9	5.00	C3 U	4.33	5.00	10.0	1	01/09/2026 21:12	WG2671743
4,6-Dinitro-2-methylphenol	534-52-1	5.00	U	3.49	5.00	10.0	1	01/09/2026 21:12	WG2671743
2,4-Dinitrophenol	51-28-5	9.00	U	5.71	9.00	10.0	1	01/09/2026 21:12	WG2671743
2-Nitrophenol	88-75-5	5.00	J4 U	2.60	5.00	10.0	1	01/09/2026 21:12	WG2671743
2-Nitroaniline	88-74-4	5.00	U	2.36	5.00	10.0	1	01/09/2026 21:12	WG2671743
3-Nitroaniline	99-09-2	5.00	U	1.20	5.00	10.0	1	01/09/2026 21:12	WG2671743
4-Chloroaniline	106-47-8	9.00	U	5.06	9.00	10.0	1	01/09/2026 21:12	WG2671743
4-Nitroaniline	100-01-6	5.00	U	2.11	5.00	10.0	1	01/09/2026 21:12	WG2671743
4-Nitrophenol	100-02-7	9.00	U	7.55	9.00	10.0	1	01/09/2026 21:12	WG2671743
Pentachlorophenol	87-86-5	5.00	C3 U	0.708	5.00	10.0	1	01/09/2026 21:12	WG2671743
Phenol	108-95-2	1.31	J	0.757	5.00	10.0	1	01/09/2026 21:12	WG2671743

Semi Volatile Organic Compounds (GC/MS) by Method 8270E

Analyte	CAS #	Result ug/l	Qualifier	DL ug/l	LOD ug/l	LOQ ug/l	Dilution	Analysis date / time	Batch
2,4,6-Trichlorophenol	88-06-2	5.00	J4 U	2.38	5.00	10.0	1	01/09/2026 21:12	WG2671743
2,4,5-Trichlorophenol	95-95-4	5.00	U	2.70	5.00	10.0	1	01/09/2026 21:12	WG2671743
1,2,4,5-Tetrachlorobenzene	95-94-3	5.00	U	2.43	5.00	10.0	1	01/09/2026 21:12	WG2671743
(S) 2-Fluorophenol	*367-12-4*	*26.2*				*19.0-119*		*01/09/2026 21:12*	WG2671743
(S) Phenol-d5	*4165-62-2*	*18.4*				*10.0-120*		*01/09/2026 21:12*	WG2671743
(S) Nitrobenzene-d5	*4165-60-0*	*34.4*	J2			*44.0-120*		*01/09/2026 21:12*	WG2671743
(S) 2-Fluorobiphenyl	*321-60-8*	*32.7*	J2			*44.0-119*		*01/09/2026 21:12*	WG2671743
(S) 2,4,6-Tribromophenol	*118-79-6*	*34.5*	J2			*43.0-140*		*01/09/2026 21:12*	WG2671743
(S) p-Terphenyl-d14	*1718-51-0*	*73.0*				*50.0-134*		*01/09/2026 21:12*	WG2671743

Sample Narrative:

L1933573-01 WG2671743: Duplicate Analysis performed due to QC failure. Results confirm; reporting in hold data.

Mercury by Method 7470A

Analyte	CAS #	Result ug/l	Qualifier	DL ug/l	LOD ug/l	LOQ ug/l	Dilution	Analysis date / time	Batch
Mercury	7439-97-6	0.100	U	0.0700	0.100	0.200	1	01/11/2026 13:03	WG2671392

Metals (ICP) by Method 6010D

Analyte	CAS #	Result ug/l	Qualifier	DL ug/l	LOD ug/l	LOQ ug/l	Dilution	Analysis date / time	Batch
Aluminum	7429-90-5	4170		69.2	100	200	1	01/11/2026 17:57	WG2671411
Antimony	7440-36-0	6.00	U	5.06	6.00	10.0	1	01/11/2026 17:57	WG2671411
Arsenic	7440-38-2	8.00	U	7.83	8.00	10.0	1	01/11/2026 17:57	WG2671411
Barium	7440-39-3	68.6		0.773	2.50	5.00	1	01/11/2026 17:57	WG2671411
Beryllium	7440-41-7	0.893	J	0.501	1.00	2.00	1	01/11/2026 17:57	WG2671411
Cadmium	7440-43-9	1.00	U	0.538	1.00	2.00	1	01/11/2026 17:57	WG2671411
Calcium	7440-70-2	29200		153	500	1000	1	01/11/2026 17:57	WG2671411
Chromium	7440-47-3	5.48	J	1.51	5.00	10.0	1	01/11/2026 17:57	WG2671411
Cobalt	7440-48-4	9.05	J	1.41	5.00	10.0	1	01/11/2026 17:57	WG2671411
Copper	7440-50-8	2.95	J	2.26	5.00	10.0	1	01/11/2026 17:57	WG2671411
Iron	7439-89-6	6430		20.5	50.0	100	1	01/11/2026 17:57	WG2671411
Lead	7439-92-1	5.70	J	2.43	3.00	6.00	1	01/11/2026 17:57	WG2671411
Magnesium	7439-95-4	5110		101	500	1000	1	01/11/2026 17:57	WG2671411
Manganese	7439-96-5	207		1.01	5.00	10.0	1	01/11/2026 17:57	WG2671411
Nickel	7440-02-0	14.1		1.96	5.00	10.0	1	01/11/2026 17:57	WG2671411
Potassium	7440-09-7	2580		624	1000	2000	1	01/11/2026 17:57	WG2671411
Selenium	7782-49-2	7.00	U	6.16	7.00	10.0	1	01/11/2026 17:57	WG2671411
Silver	7440-22-4	3.00	U	2.89	3.00	5.00	1	01/11/2026 17:57	WG2671411
Sodium	7440-23-5	7640		444	1500	3000	1	01/11/2026 17:57	WG2671411
Thallium	7440-28-0	7.00	U	6.63	7.00	10.0	1	01/11/2026 17:57	WG2671411
Vanadium	7440-62-2	10.0	U	5.64	10.0	20.0	1	01/11/2026 17:57	WG2671411
Zinc	7440-66-6	27.2	J	4.67	25.0	50.0	1	01/11/2026 17:57	WG2671411

Volatile Organic Compounds (GC) by Method 8015C

Analyte	CAS #	Result ug/l	Qualifier	DL ug/l	LOD ug/l	LOQ ug/l	Dilution	Analysis date / time	Batch
TPH (GC/FID) Low Fraction	8006-61-9	75.0	U	59.4	75.0	150	1	01/08/2026 17:24	WG2671549
(S) a,a,a-Trifluorotoluene(FID)	*98-08-8*	*100*				*62.0-128*		*01/08/2026 17:24*	WG2671549

Volatile Organic Compounds (GC/MS) by Method 8260D

Analyte	CAS #	Result ug/l	Qualifier	DL ug/l	LOD ug/l	LOQ ug/l	Dilution	Analysis date / time	Batch
Acetone	67-64-1	47.0	U	46.9	47.0	50.0	1	01/09/2026 13:19	WG2672046
Benzene	71-43-2	0.500	U	0.320	0.500	1.00	1	01/09/2026 13:19	WG2672046
Bromochloromethane	74-97-5	0.500	U	0.437	0.500	1.00	1	01/09/2026 13:19	WG2672046
Bromodichloromethane	75-27-4	0.500	U	0.371	0.500	1.00	1	01/09/2026 13:19	WG2672046
Bromoform	75-25-2	0.900	U	0.548	0.900	1.00	1	01/09/2026 13:19	WG2672046
Bromomethane	74-83-9	4.90	U	4.85	4.90	5.00	1	01/09/2026 13:19	WG2672046
Carbon disulfide	75-15-0	0.900	U	0.510	0.900	1.00	1	01/09/2026 13:19	WG2672046
Carbon tetrachloride	56-23-5	0.500	U	0.360	0.500	1.00	1	01/09/2026 13:19	WG2672046
Chlorobenzene	108-90-7	0.500	J4 U	0.266	0.500	1.00	1	01/09/2026 13:19	WG2672046
Chlorodibromomethane	124-48-1	0.500	U	0.398	0.500	1.00	1	01/09/2026 13:19	WG2672046
Chloroethane	75-00-3	4.50	U	2.79	4.50	5.00	1	01/09/2026 13:19	WG2672046
Chloroform	67-66-3	1.28	J	1.28	2.50	5.00	1	01/09/2026 13:19	WG2672046
Chloromethane	74-87-3	2.00	U	1.70	2.00	5.00	1	01/09/2026 13:19	WG2672046
Cyclohexane	110-82-7	0.900	U	0.693	0.900	1.00	1	01/09/2026 13:19	WG2672046
1,2-Dibromoethane	106-93-4	0.500	U	0.341	0.500	1.00	1	01/09/2026 13:19	WG2672046
1,2-Dibromo-3-Chloropropane	96-12-8	2.50	U	1.25	2.50	5.00	1	01/09/2026 13:19	WG2672046
1,2-Dichlorobenzene	95-50-1	0.500	U	0.304	0.500	1.00	1	01/09/2026 13:19	WG2672046

Volatile Organic Compounds (GC/MS) by Method 8260D

Analyte	CAS #	Result ug/l	Qualifier	DL ug/l	LOD ug/l	LOQ ug/l	Dilution	Analysis date / time	Batch
1,3-Dichlorobenzene	541-73-1	0.500	U	0.282	0.500	1.00	1	01/09/2026 13:19	WG2672046
1,4-Dichlorobenzene	106-46-7	0.500	U	0.277	0.500	1.00	1	01/09/2026 13:19	WG2672046
Dichlorodifluoromethane	75-71-8	2.50	U	2.41	2.50	5.00	1	01/09/2026 13:19	WG2672046
1,1-Dichloroethane	75-34-3	0.500	U	0.389	0.500	1.00	1	01/09/2026 13:19	WG2672046
1,2-Dichloroethane	107-06-2	0.500	U	0.395	0.500	1.00	1	01/09/2026 13:19	WG2672046
1,1-Dichloroethene	75-35-4	0.500	U	0.422	0.500	1.00	1	01/09/2026 13:19	WG2672046
cis-1,2-Dichloroethene	156-59-2	0.500	U	0.323	0.500	1.00	1	01/09/2026 13:19	WG2672046
trans-1,2-Dichloroethene	156-60-5	0.500	U	0.348	0.500	1.00	1	01/09/2026 13:19	WG2672046
1,2-Dichloropropane	78-87-5	0.500	U	0.427	0.500	1.00	1	01/09/2026 13:19	WG2672046
cis-1,3-Dichloropropene	10061-01-5	0.500	U	0.348	0.500	1.00	1	01/09/2026 13:19	WG2672046
trans-1,3-Dichloropropene	10061-02-6	0.500	U	0.313	0.500	1.00	1	01/09/2026 13:19	WG2672046
Ethylbenzene	100-41-4	0.500	U	0.234	0.500	1.00	1	01/09/2026 13:19	WG2672046
Isopropylbenzene	98-82-8	0.500	U	0.105	0.500	1.00	1	01/09/2026 13:19	WG2672046
2-Butanone (MEK)	78-93-3	18.0	U	9.00	18.0	20.0	1	01/09/2026 13:19	WG2672046
2-Hexanone	591-78-6	18.0	U	5.80	18.0	20.0	1	01/09/2026 13:19	WG2672046
Methylene Chloride	75-09-2	2.50	U	1.48	2.50	5.00	1	01/09/2026 13:19	WG2672046
4-Methyl-2-pentanone (MIBK)	108-10-1	9.00	U	7.52	9.00	20.0	1	01/09/2026 13:19	WG2672046
Methyl Acetate	79-20-9	18.0	U	17.5	18.0	20.0	1	01/09/2026 13:19	WG2672046
Methyl Cyclohexane	108-87-2	5.00	U	0.701	5.00	10.0	1	01/09/2026 13:19	WG2672046
Methyl tert-butyl ether	1634-04-4	0.500	U	0.357	0.500	1.00	1	01/09/2026 13:19	WG2672046
Styrene	100-42-5	0.500	U	0.342	0.500	1.00	1	01/09/2026 13:19	WG2672046
1,1,2,2-Tetrachloroethane	79-34-5	0.500	U	0.354	0.500	1.00	1	01/09/2026 13:19	WG2672046
Tetrachloroethene	127-18-4	0.600	J4 U	0.358	0.600	1.00	1	01/09/2026 13:19	WG2672046
Toluene	108-88-3	0.600	U	0.274	0.600	1.00	1	01/09/2026 13:19	WG2672046
1,2,3-Trichlorobenzene	87-61-6	0.940	U	0.935	0.940	1.00	1	01/09/2026 13:19	WG2672046
1,2,4-Trichlorobenzene	120-82-1	1.00	U	0.691	1.00	2.00	1	01/09/2026 13:19	WG2672046
1,1,1-Trichloroethane	71-55-6	0.500	U	0.336	0.500	1.00	1	01/09/2026 13:19	WG2672046
1,1,2-Trichloroethane	79-00-5	0.500	U	0.375	0.500	1.00	1	01/09/2026 13:19	WG2672046
Trichloroethene	79-01-6	0.500	U	0.383	0.500	1.00	1	01/09/2026 13:19	WG2672046
Trichlorofluoromethane	75-69-4	4.50	U	3.04	4.50	5.00	1	01/09/2026 13:19	WG2672046
1,1,2-Trichlorotrifluoroethane	76-13-1	0.900	U	0.643	0.900	1.00	1	01/09/2026 13:19	WG2672046
Vinyl chloride	75-01-4	0.500	U	0.458	0.500	1.00	1	01/09/2026 13:19	WG2672046
m&p-Xylene		1.00	U	0.549	1.00	2.00	1	01/09/2026 13:19	WG2672046
o-Xylene	95-47-6	0.500	U	0.319	0.500	1.00	1	01/09/2026 13:19	WG2672046
Xylenes, Total	1330-20-7	1.50	U	0.319	1.50	3.00	1	01/09/2026 13:19	WG2672046
(S) Toluene-d8	*2037-26-5*	*106*				*89.0-112*		*01/09/2026 13:19*	WG2672046
(S) 4-Bromofluorobenzene	*460-00-4*	*108*				*85.0-114*		*01/09/2026 13:19*	WG2672046
(S) 1,2-Dichloroethane-d4	*17060-07-0*	*92.3*				*81.0-118*		*01/09/2026 13:19*	WG2672046

Semi-Volatile Organic Compounds (GC) by Method 8015C

Analyte	CAS #	Result ug/l	Qualifier	DL ug/l	LOD ug/l	LOQ ug/l	Dilution	Analysis date / time	Batch
TPH (GC/FID) High Fraction	68334-30-5	61.6	J	60.5	90.0	100	1	01/12/2026 14:41	WG2671371
(S) o-Terphenyl	*84-15-1*	*91.6*				*56.0-125*		*01/12/2026 14:41*	WG2671371

Semi Volatile Organic Compounds (GC/MS) by Method 8270E

Analyte	CAS #	Result ug/l	Qualifier	DL ug/l	LOD ug/l	LOQ ug/l	Dilution	Analysis date / time	Batch
Acenaphthene	83-32-9	0.500	J4 U	0.246	0.500	1.00	1	01/10/2026 02:33	WG2671743
Acenaphthylene	208-96-8	0.500	U	0.265	0.500	1.00	1	01/10/2026 02:33	WG2671743
Acetophenone	98-86-2	5.00	J4 U	2.05	5.00	10.0	1	01/10/2026 02:33	WG2671743
Anthracene	120-12-7	0.500	U	0.196	0.500	1.00	1	01/10/2026 02:33	WG2671743
Atrazine	1912-24-9	5.00	U	2.44	5.00	10.0	1	01/10/2026 02:33	WG2671743
Benzaldehyde	100-52-7	9.00	C3 C7 U	8.66	9.00	10.0	1	01/10/2026 02:33	WG2671743
Benzo(a)anthracene	56-55-3	0.500	U	0.208	0.500	1.00	1	01/10/2026 02:33	WG2671743

Semi Volatile Organic Compounds (GC/MS) by Method 8270E

Analyte	CAS #	Result ug/l	Qualifier	DL ug/l	LOD ug/l	LOQ ug/l	Dilution	Analysis date / time	Batch
Benzo(b)fluoranthene	205-99-2	0.500	U	0.280	0.500	1.00	1	01/10/2026 02:33	WG2671743
Benzo(k)fluoranthene	207-08-9	0.500	U	0.247	0.500	1.00	1	01/10/2026 02:33	WG2671743
Benzo(g,h,i)perylene	191-24-2	0.500	U	0.254	0.500	1.00	1	01/10/2026 02:33	WG2671743
Benzo(a)pyrene	50-32-8	0.500	U	0.128	0.500	1.00	1	01/10/2026 02:33	WG2671743
Biphenyl	92-52-4	5.00	J4 U	2.74	5.00	10.0	1	01/10/2026 02:33	WG2671743
Bis(2-chlorethoxy)methane	111-91-1	5.00	J4 U	1.88	5.00	10.0	1	01/10/2026 02:33	WG2671743
Bis(2-chloroethyl)ether	111-44-4	5.00	J4 U	2.05	5.00	10.0	1	01/10/2026 02:33	WG2671743
2,2-Oxybis(1-Chloropropane)	108-60-1	5.00	U	1.91	5.00	10.0	1	01/10/2026 02:33	WG2671743
4-Bromophenyl-phenylether	101-55-3	5.00	J4 U	2.67	5.00	10.0	1	01/10/2026 02:33	WG2671743
2-Chloronaphthalene	91-58-7	0.500	J4 U	0.259	0.500	1.00	1	01/10/2026 02:33	WG2671743
4-Chlorophenyl-phenylether	7005-72-3	5.00	J4 U	2.22	5.00	10.0	1	01/10/2026 02:33	WG2671743
Caprolactam	105-60-2	5.00	U	0.736	5.00	10.0	1	01/10/2026 02:33	WG2671743
Carbazole	86-74-8	5.00	U	2.11	5.00	10.0	1	01/10/2026 02:33	WG2671743
Chrysene	218-01-9	0.500	U	0.279	0.500	1.00	1	01/10/2026 02:33	WG2671743
Dibenz(a,h)anthracene	53-70-3	0.500	U	0.148	0.500	1.00	1	01/10/2026 02:33	WG2671743
Dibenzofuran	132-64-9	5.00	J4 U	2.51	5.00	10.0	1	01/10/2026 02:33	WG2671743
3,3-Dichlorobenzidine	91-94-1	9.00	U	7.58	9.00	10.0	1	01/10/2026 02:33	WG2671743
2,4-Dinitrotoluene	121-14-2	5.00	U	1.87	5.00	10.0	1	01/10/2026 02:33	WG2671743
2,6-Dinitrotoluene	606-20-2	5.00	J4 U	1.86	5.00	10.0	1	01/10/2026 02:33	WG2671743
Fluoranthene	206-44-0	0.500	U	0.229	0.500	1.00	1	01/10/2026 02:33	WG2671743
Fluorene	86-73-7	0.500	J4 U	0.277	0.500	1.00	1	01/10/2026 02:33	WG2671743
Hexachlorobenzene	118-74-1	0.500	U	0.259	0.500	1.00	1	01/10/2026 02:33	WG2671743
Hexachloro-1,3-butadiene	87-68-3	5.00	U	2.27	5.00	10.0	1	01/10/2026 02:33	WG2671743
Hexachlorocyclopentadiene	77-47-4	5.00	U	2.81	5.00	10.0	1	01/10/2026 02:33	WG2671743
Hexachloroethane	67-72-1	5.00	U	2.15	5.00	10.0	1	01/10/2026 02:33	WG2671743
Indeno(1,2,3-cd)pyrene	193-39-5	0.500	U	0.285	0.500	1.00	1	01/10/2026 02:33	WG2671743
Isophorone	78-59-1	5.00	J4 U	1.72	5.00	10.0	1	01/10/2026 02:33	WG2671743
Naphthalene	91-20-3	0.900	J4 U	0.678	0.900	1.00	1	01/10/2026 02:33	WG2671743
2-Methylnaphthalene	91-57-6	0.500	J4 U	0.276	0.500	1.00	1	01/10/2026 02:33	WG2671743
2-Methylphenol	95-48-7	5.00	U	1.70	5.00	10.0	1	01/10/2026 02:33	WG2671743
3&4-Methyl Phenol	3&4-Methyl Phenol	5.00	U	1.54	5.00	10.0	1	01/10/2026 02:33	WG2671743
Nitrobenzene	98-95-3	5.00	J4 U	1.97	5.00	10.0	1	01/10/2026 02:33	WG2671743
n-Nitrosodiphenylamine	86-30-6	5.00	U	2.02	5.00	10.0	1	01/10/2026 02:33	WG2671743
n-Nitrosodi-n-propylamine	621-64-7	5.00	J4 U	2.02	5.00	10.0	1	01/10/2026 02:33	WG2671743
Phenanthrene	85-01-8	0.500	U	0.219	0.500	1.00	1	01/10/2026 02:33	WG2671743
Benzylbutyl phthalate	85-68-7	1.50	U	1.13	1.50	3.00	1	01/10/2026 02:33	WG2671743
Bis(2-Ethylhexyl)phthalate	117-81-7	2.70	U	1.65	2.70	3.00	1	01/10/2026 02:33	WG2671743
Di-n-butyl phthalate	84-74-2	1.50	U	0.794	1.50	3.00	1	01/10/2026 02:33	WG2671743
Diethyl phthalate	84-66-2	1.50	U	0.861	1.50	3.00	1	01/10/2026 02:33	WG2671743
Dimethyl phthalate	131-11-3	1.50	U	0.772	1.50	3.00	1	01/10/2026 02:33	WG2671743
Di-n-octyl phthalate	117-84-0	1.50	U	1.33	1.50	3.00	1	01/10/2026 02:33	WG2671743
Pyrene	129-00-0	0.500	U	0.259	0.500	1.00	1	01/10/2026 02:33	WG2671743
4-Chloro-3-methylphenol	59-50-7	5.00	U	2.28	5.00	10.0	1	01/10/2026 02:33	WG2671743
2-Chlorophenol	95-57-8	5.00	U	2.11	5.00	10.0	1	01/10/2026 02:33	WG2671743
2,4-Dichlorophenol	120-83-2	5.00	J4 U	2.41	5.00	10.0	1	01/10/2026 02:33	WG2671743
2,4-Dimethylphenol	105-67-9	5.00	C3 U	4.33	5.00	10.0	1	01/10/2026 02:33	WG2671743
4,6-Dinitro-2-methylphenol	534-52-1	5.00	U	3.49	5.00	10.0	1	01/10/2026 02:33	WG2671743
2,4-Dinitrophenol	51-28-5	9.00	U	5.71	9.00	10.0	1	01/10/2026 02:33	WG2671743
2-Nitrophenol	88-75-5	5.00	J4 U	2.60	5.00	10.0	1	01/10/2026 02:33	WG2671743
2-Nitroaniline	88-74-4	5.00	U	2.36	5.00	10.0	1	01/10/2026 02:33	WG2671743
3-Nitroaniline	99-09-2	5.00	U	1.20	5.00	10.0	1	01/10/2026 02:33	WG2671743
4-Chloroaniline	106-47-8	9.00	U	5.06	9.00	10.0	1	01/10/2026 02:33	WG2671743
4-Nitroaniline	100-01-6	5.00	U	2.11	5.00	10.0	1	01/10/2026 02:33	WG2671743
4-Nitrophenol	100-02-7	9.00	U	7.55	9.00	10.0	1	01/10/2026 02:33	WG2671743
Pentachlorophenol	87-86-5	5.00	C3 U	0.708	5.00	10.0	1	01/10/2026 02:33	WG2671743
Phenol	108-95-2	3.76	J	0.757	5.00	10.0	1	01/10/2026 02:33	WG2671743

Semi Volatile Organic Compounds (GC/MS) by Method 8270E

Analyte	CAS #	Result ug/l	Qualifier	DL ug/l	LOD ug/l	LOQ ug/l	Dilution	Analysis date / time	Batch
2,4,6-Trichlorophenol	88-06-2	5.00	J4 U	2.38	5.00	10.0	1	01/10/2026 02:33	WG2671743
2,4,5-Trichlorophenol	95-95-4	5.00	U	2.70	5.00	10.0	1	01/10/2026 02:33	WG2671743
1,2,4,5-Tetrachlorobenzene	95-94-3	5.00	U	2.43	5.00	10.0	1	01/10/2026 02:33	WG2671743
(S) 2-Fluorophenol	*367-12-4*	*30.6*				*19.0-119*		*01/10/2026 02:33*	WG2671743
(S) Phenol-d5	*4165-62-2*	*23.1*				*10.0-120*		*01/10/2026 02:33*	WG2671743
(S) Nitrobenzene-d5	*4165-60-0*	*37.9*	J2			*44.0-120*		*01/10/2026 02:33*	WG2671743
(S) 2-Fluorobiphenyl	*321-60-8*	*35.4*	J2			*44.0-119*		*01/10/2026 02:33*	WG2671743
(S) 2,4,6-Tribromophenol	*118-79-6*	*35.3*	J2			*43.0-140*		*01/10/2026 02:33*	WG2671743
(S) p-Terphenyl-d14	*1718-51-0*	*68.4*				*50.0-134*		*01/10/2026 02:33*	WG2671743

Sample Narrative:

L1933573-02 WG2671743: Duplicate Analysis performed due to QC failure. Results confirm; reporting in hold data.

Total Solids by Method 2540 G-2011

Analyte	Result %	Qualifier	Dilution	Analysis date / time	Batch
Total Solids	88.6		1	01/09/2026 08:47	WG2671782

Volatile Organic Compounds (GC) by Method 8015C

Analyte	CAS #	Result (dry) mg/kg	Qualifier	DL (dry) mg/kg	LOD (dry) mg/kg	LOQ (dry) mg/kg	Dilution	Analysis date / time	Batch
TPH (GC/FID) Low Fraction	8006-61-9	10.1	U	5.99	10.1	11.2	63.5	01/10/2026 08:34	WG2672376
(S) a,a,a-Trifluorotoluene(FID)	*98-08-8*	*98.5*				*59.0-128*		*01/10/2026 08:34*	WG2672376

Semi-Volatile Organic Compounds (GC) by Method 8015C

Analyte	CAS #	Result (dry) mg/kg	Qualifier	DL (dry) mg/kg	LOD (dry) mg/kg	LOQ (dry) mg/kg	Dilution	Analysis date / time	Batch
TPH (GC/FID) High Fraction	68334-30-5	8.28		0.868	2.26	4.51	1	01/09/2026 18:47	WG2671719
(S) o-Terphenyl	*84-15-1*	*79.2*				*18.0-148*		*01/09/2026 18:47*	WG2671719

Preparation by Method 1311

Analyte	Result	Qualifier	Prep date / time	Batch
TCLP Extraction	-		1/9/2026 10:31:38 AM	WG2671436
TCLP ZHE Extraction	-		1/10/2026 7:07:55 AM	WG2671396
Initial pH	8.62		1/9/2026 10:31:38 AM	WG2671436
Final pH	5.74		1/9/2026 10:31:38 AM	WG2671436

Mercury by Method 7470A

Analyte	Result mg/l	Qualifier	LOQ mg/l	Limit mg/l	Dilution	Analysis date / time	Batch
Mercury	ND		0.0100	0.20	1	01/11/2026 18:03	WG2672625

Metals (ICP) by Method 6010D

Analyte	Result mg/l	Qualifier	LOQ mg/l	Limit mg/l	Dilution	Analysis date / time	Batch
Arsenic	ND		0.100	5	1	01/13/2026 02:28	WG2672696
Barium	0.301		0.100	100	1	01/13/2026 02:28	WG2672696
Cadmium	ND		0.100	1	1	01/13/2026 02:28	WG2672696
Chromium	ND		0.100	5	1	01/13/2026 02:28	WG2672696
Lead	ND		0.100	5	1	01/13/2026 02:28	WG2672696
Selenium	ND		0.100	1	1	01/13/2026 02:28	WG2672696
Silver	ND		0.100	5	1	01/13/2026 02:28	WG2672696

Volatile Organic Compounds (GC/MS) by Method 8260D

Analyte	Result mg/l	Qualifier	LOQ mg/l	Limit mg/l	Dilution	Analysis date / time	Batch
Benzene	ND		0.0500	0.50	1	01/11/2026 12:26	WG2672942
Carbon tetrachloride	ND		0.0500	0.50	1	01/11/2026 12:26	WG2672942
Chlorobenzene	ND		0.0500	100	1	01/11/2026 12:26	WG2672942
Chloroform	ND	J3	0.250	6	1	01/11/2026 12:26	WG2672942
1,2-Dichloroethane	ND		0.0500	0.50	1	01/11/2026 12:26	WG2672942
1,1-Dichloroethene	ND		0.0500	0.70	1	01/11/2026 12:26	WG2672942
2-Butanone (MEK)	ND	J3	0.500	200	1	01/11/2026 12:26	WG2672942
Tetrachloroethene	ND		0.0500	0.70	1	01/11/2026 12:26	WG2672942
Trichloroethene	ND		0.0500	0.50	1	01/11/2026 12:26	WG2672942
Vinyl chloride	ND		0.0500	0.20	1	01/11/2026 12:26	WG2672942
(S) Toluene-d8	*98.6*		*89.0-112*			*01/11/2026 12:26*	WG2672942
(S) 4-Bromofluorobenzene	*100*		*85.0-114*			*01/11/2026 12:26*	WG2672942
(S) 1,2-Dichloroethane-d4	*98.3*		*81.0-118*			*01/11/2026 12:26*	WG2672942

Chlorinated Acid Herbicides (GC) by Method 8151A

Analyte	Result mg/l	Qualifier	LOQ mg/l	Limit mg/l	Dilution	Analysis date / time	Batch
2,4,5-TP (Silvex)	ND		0.00200	1	1	01/12/2026 13:09	WG2672840
2,4-D	ND		0.00200	10	1	01/12/2026 13:09	WG2672840
(S) 2,4-Dichlorophenyl Acetic Acid	*86.0*		*32.0-138*			*01/12/2026 13:09*	WG2672840

Pesticides (GC) by Method 8081

Analyte	Result mg/l	Qualifier	LOQ mg/l	Limit mg/l	Dilution	Analysis date / time	Batch
Chlordane	ND		0.00500	0.03	1	01/15/2026 00:28	WG2674665
Endrin	ND		0.00500	0.02	1	01/15/2026 00:28	WG2674665
Heptachlor	ND		0.00500	0.0080	1	01/15/2026 00:28	WG2674665
Lindane	ND		0.00500	0.40	1	01/15/2026 00:28	WG2674665
Methoxychlor	ND		0.00500	10	1	01/15/2026 00:28	WG2674665

Pesticides (GC) by Method 8081

Analyte	Result mg/l	Qualifier	LOQ mg/l	Limit mg/l	Dilution	Analysis date / time	Batch
Toxaphene	ND		0.0100	0.50	1	01/15/2026 00:28	WG2674665
(S) Decachlorobiphenyl	*99.4*		*10.0-145*			*01/15/2026 00:28*	WG2674665
(S) Tetrachloro-m-xylene	*78.7*		*44.0-124*			*01/15/2026 00:28*	WG2674665

Polychlorinated Biphenyls (GC) by Method 8082

Analyte	Result mg/l	Qualifier	LOQ mg/l	Limit mg/l	Dilution	Analysis date / time	Batch
PCB 1016	ND		0.000500	50	1	01/15/2026 00:28	WG2674665
PCB 1221	ND		0.000500	50	1	01/15/2026 00:28	WG2674665
PCB 1232	ND		0.000500	50	1	01/15/2026 00:28	WG2674665
PCB 1242	ND		0.000500	50	1	01/15/2026 00:28	WG2674665
PCB 1248	ND		0.000500	50	1	01/15/2026 00:28	WG2674665
PCB 1254	ND		0.000500	50	1	01/15/2026 00:28	WG2674665
PCB 1260	ND		0.000500	50	1	01/15/2026 00:28	WG2674665
(S) Decachlorobiphenyl	*93.3*		*10.0-145*			*01/15/2026 00:28*	WG2674665
(S) Tetrachloro-m-xylene	*78.9*		*44.0-124*			*01/15/2026 00:28*	WG2674665

Semi Volatile Organic Compounds (GC/MS) by Method 8270E

Analyte	Result mg/l	Qualifier	LOQ mg/l	Limit mg/l	Dilution	Analysis date / time	Batch
1,4-Dichlorobenzene	ND		0.100	7.50	1	01/13/2026 21:25	WG2672900
2,4-Dinitrotoluene	ND		0.100	0.13	1	01/13/2026 21:25	WG2672900
Hexachlorobenzene	ND		0.100	0.13	1	01/13/2026 21:25	WG2672900
Hexachloro-1,3-butadiene	ND		0.100	0.50	1	01/13/2026 21:25	WG2672900
Hexachloroethane	ND		0.100	3	1	01/13/2026 21:25	WG2672900
Nitrobenzene	ND		0.100	2	1	01/13/2026 21:25	WG2672900
Pyridine	ND		0.100	5	1	01/13/2026 21:25	WG2672900
3&4-Methyl Phenol	ND		0.100	400	1	01/13/2026 21:25	WG2672900
2-Methylphenol	ND		0.100	200	1	01/13/2026 21:25	WG2672900
Pentachlorophenol	ND	C3	0.100	100	1	01/13/2026 21:25	WG2672900
2,4,5-Trichlorophenol	ND		0.100	400	1	01/13/2026 21:25	WG2672900
2,4,6-Trichlorophenol	ND		0.100	2	1	01/13/2026 21:25	WG2672900
(S) 2-Fluorophenol	*44.4*		*19.0-119*			*01/13/2026 21:25*	WG2672900
(S) Phenol-d5	*27.8*		*10.0-120*			*01/13/2026 21:25*	WG2672900
(S) Nitrobenzene-d5	*70.6*		*44.0-120*			*01/13/2026 21:25*	WG2672900
(S) 2-Fluorobiphenyl	*76.0*		*44.0-119*			*01/13/2026 21:25*	WG2672900
(S) 2,4,6-Tribromophenol	*47.6*		*43.0-140*			*01/13/2026 21:25*	WG2672900
(S) p-Terphenyl-d14	*92.0*		*50.0-134*			*01/13/2026 21:25*	WG2672900

Total Solids by Method 2540 G-2011

Analyte	Result %	Qualifier	Dilution	Analysis date / time	Batch
Total Solids	88.6		1	01/09/2026 08:47	WG2671782

Volatile Organic Compounds (GC) by Method 8015C

Analyte	CAS #	Result (dry) mg/kg	Qualifier	DL (dry) mg/kg	LOD (dry) mg/kg	LOQ (dry) mg/kg	Dilution	Analysis date / time	Batch
TPH (GC/FID) Low Fraction	8006-61-9	6.13	U	3.62	6.13	6.81	37.3	01/10/2026 08:56	WG2672376
(S) a,a,a-Trifluorotoluene(FID)	*98-08-8*	*98.6*				*59.0-128*		*01/10/2026 08:56*	WG2672376

Semi-Volatile Organic Compounds (GC) by Method 8015C

Analyte	CAS #	Result (dry) mg/kg	Qualifier	DL (dry) mg/kg	LOD (dry) mg/kg	LOQ (dry) mg/kg	Dilution	Analysis date / time	Batch
TPH (GC/FID) High Fraction	68334-30-5	7.96		0.868	2.26	4.52	1	01/10/2026 12:04	WG2671719
(S) o-Terphenyl	*84-15-1*	*61.9*				*18.0-148*		*01/10/2026 12:04*	WG2671719

Preparation by Method 1311

Analyte	Result	Qualifier	Prep date / time	Batch
TCLP Extraction	-		1/9/2026 10:31:38 AM	WG2671436
TCLP ZHE Extraction	-		1/10/2026 7:07:55 AM	WG2671396
Initial pH	8.82		1/9/2026 10:31:38 AM	WG2671436
Final pH	5.63		1/9/2026 10:31:38 AM	WG2671436

Mercury by Method 7470A

Analyte	Result mg/l	Qualifier	LOQ mg/l	Limit mg/l	Dilution	Analysis date / time	Batch
Mercury	ND		0.0100	0.20	1	01/11/2026 18:06	WG2672625

Metals (ICP) by Method 6010D

Analyte	Result mg/l	Qualifier	LOQ mg/l	Limit mg/l	Dilution	Analysis date / time	Batch
Arsenic	ND		0.100	5	1	01/13/2026 02:30	WG2672696
Barium	0.317		0.100	100	1	01/13/2026 02:30	WG2672696
Cadmium	ND		0.100	1	1	01/13/2026 02:30	WG2672696
Chromium	ND		0.100	5	1	01/13/2026 02:30	WG2672696
Lead	ND		0.100	5	1	01/13/2026 02:30	WG2672696
Selenium	ND		0.100	1	1	01/13/2026 02:30	WG2672696
Silver	ND		0.100	5	1	01/13/2026 02:30	WG2672696

Volatile Organic Compounds (GC/MS) by Method 8260D

Analyte	Result mg/l	Qualifier	LOQ mg/l	Limit mg/l	Dilution	Analysis date / time	Batch
Benzene	ND		0.0500	0.50	1	01/11/2026 12:46	WG2672942
Carbon tetrachloride	ND		0.0500	0.50	1	01/11/2026 12:46	WG2672942
Chlorobenzene	ND		0.0500	100	1	01/11/2026 12:46	WG2672942
Chloroform	ND	J3	0.250	6	1	01/11/2026 12:46	WG2672942
1,2-Dichloroethane	ND		0.0500	0.50	1	01/11/2026 12:46	WG2672942
1,1-Dichloroethene	ND		0.0500	0.70	1	01/11/2026 12:46	WG2672942
2-Butanone (MEK)	ND	J3	0.500	200	1	01/11/2026 12:46	WG2672942
Tetrachloroethene	ND		0.0500	0.70	1	01/11/2026 12:46	WG2672942
Trichloroethene	ND		0.0500	0.50	1	01/11/2026 12:46	WG2672942
Vinyl chloride	ND		0.0500	0.20	1	01/11/2026 12:46	WG2672942
(S) Toluene-d8	*98.3*		*89.0-112*			*01/11/2026 12:46*	WG2672942
(S) 4-Bromofluorobenzene	*99.9*		*85.0-114*			*01/11/2026 12:46*	WG2672942
(S) 1,2-Dichloroethane-d4	*95.4*		*81.0-118*			*01/11/2026 12:46*	WG2672942

Chlorinated Acid Herbicides (GC) by Method 8151A

Analyte	Result mg/l	Qualifier	LOQ mg/l	Limit mg/l	Dilution	Analysis date / time	Batch
2,4,5-TP (Silvex)	ND		0.00200	1	1	01/12/2026 13:20	WG2672840
2,4-D	ND		0.00200	10	1	01/12/2026 13:20	WG2672840
(S) 2,4-Dichlorophenyl Acetic Acid	*84.8*		*32.0-138*			*01/12/2026 13:20*	WG2672840

Pesticides (GC) by Method 8081

Analyte	Result mg/l	Qualifier	LOQ mg/l	Limit mg/l	Dilution	Analysis date / time	Batch
Chlordane	ND		0.00500	0.03	1	01/15/2026 00:38	WG2674665
Endrin	ND		0.00500	0.02	1	01/15/2026 00:38	WG2674665
Heptachlor	ND		0.00500	0.0080	1	01/15/2026 00:38	WG2674665
Lindane	ND		0.00500	0.40	1	01/15/2026 00:38	WG2674665
Methoxychlor	ND		0.00500	10	1	01/15/2026 00:38	WG2674665

Pesticides (GC) by Method 8081

Analyte	Result mg/l	Qualifier	LOQ mg/l	Limit mg/l	Dilution	Analysis date / time	Batch
Toxaphene	ND		0.0100	0.50	1	01/15/2026 00:38	WG2674665
(S) Decachlorobiphenyl	*99.6*		*10.0-145*			*01/15/2026 00:38*	WG2674665
(S) Tetrachloro-m-xylene	*79.7*		*44.0-124*			*01/15/2026 00:38*	WG2674665

Polychlorinated Biphenyls (GC) by Method 8082

Analyte	Result mg/l	Qualifier	LOQ mg/l	Limit mg/l	Dilution	Analysis date / time	Batch
PCB 1016	ND		0.000500	50	1	01/15/2026 00:38	WG2674665
PCB 1221	ND		0.000500	50	1	01/15/2026 00:38	WG2674665
PCB 1232	ND		0.000500	50	1	01/15/2026 00:38	WG2674665
PCB 1242	ND		0.000500	50	1	01/15/2026 00:38	WG2674665
PCB 1248	ND		0.000500	50	1	01/15/2026 00:38	WG2674665
PCB 1254	ND		0.000500	50	1	01/15/2026 00:38	WG2674665
PCB 1260	ND		0.000500	50	1	01/15/2026 00:38	WG2674665
(S) Decachlorobiphenyl	*93.8*		*10.0-145*			*01/15/2026 00:38*	WG2674665
(S) Tetrachloro-m-xylene	*80.9*		*44.0-124*			*01/15/2026 00:38*	WG2674665

Semi Volatile Organic Compounds (GC/MS) by Method 8270E

Analyte	Result mg/l	Qualifier	LOQ mg/l	Limit mg/l	Dilution	Analysis date / time	Batch
1,4-Dichlorobenzene	ND		0.100	7.50	1	01/13/2026 21:47	WG2672900
2,4-Dinitrotoluene	ND		0.100	0.13	1	01/13/2026 21:47	WG2672900
Hexachlorobenzene	ND		0.100	0.13	1	01/13/2026 21:47	WG2672900
Hexachloro-1,3-butadiene	ND		0.100	0.50	1	01/13/2026 21:47	WG2672900
Hexachloroethane	ND		0.100	3	1	01/13/2026 21:47	WG2672900
Nitrobenzene	ND		0.100	2	1	01/13/2026 21:47	WG2672900
Pyridine	ND		0.100	5	1	01/13/2026 21:47	WG2672900
3&4-Methyl Phenol	ND		0.100	400	1	01/13/2026 21:47	WG2672900
2-Methylphenol	ND		0.100	200	1	01/13/2026 21:47	WG2672900
Pentachlorophenol	ND	C3	0.100	100	1	01/13/2026 21:47	WG2672900
2,4,5-Trichlorophenol	ND		0.100	400	1	01/13/2026 21:47	WG2672900
2,4,6-Trichlorophenol	ND		0.100	2	1	01/13/2026 21:47	WG2672900
(S) 2-Fluorophenol	*44.4*		*19.0-119*			*01/13/2026 21:47*	WG2672900
(S) Phenol-d5	*28.7*		*10.0-120*			*01/13/2026 21:47*	WG2672900
(S) Nitrobenzene-d5	*68.1*		*44.0-120*			*01/13/2026 21:47*	WG2672900
(S) 2-Fluorobiphenyl	*71.0*		*44.0-119*			*01/13/2026 21:47*	WG2672900
(S) 2,4,6-Tribromophenol	*45.9*		*43.0-140*			*01/13/2026 21:47*	WG2672900
(S) p-Terphenyl-d14	*83.4*		*50.0-134*			*01/13/2026 21:47*	WG2672900

QUALITY CONTROL SUMMARY

L1933573-03,05

Method Blank (MB)

(MB) R4323149-1 01/09/26 08:47

Analyte	MB Result %	MB Qualifier	MB DL %	MB LOD %	MB LOQ %
Total Solids	0.00200			0.200	

L1933565-01 Original Sample (OS) • Duplicate (DUP)

(OS) L1933565-01 01/09/26 08:47 • (DUP) R4323149-3 01/09/26 08:47

Analyte	Original Result %	DUP Result %	Dilution	DUP RPD %	DUP Qualifier	DUP RPD Limits %
Total Solids	83.5	84.6	1	1.35		10

Laboratory Control Sample (LCS)

(LCS) R4323149-2 01/09/26 08:47

Analyte	Spike Amount %	LCS Result %	LCS Rec. %	Rec. Limits %	LCS Qualifier
Total Solids	50.0	49.9	99.9	90.0-110	

QUALITY CONTROL SUMMARY

L1933573-01,02

Method Blank (MB)

(MB) R4323540-1 01/11/26 12:47

Analyte	MB Result ug/l	MB Qualifier	MB DL ug/l	MB LOD ug/l	MB LOQ ug/l
Mercury	0.100	U	0.0700	0.100	0.200

Laboratory Control Sample (LCS)

(LCS) R4323540-2 01/11/26 12:50

Analyte	Spike Amount ug/l	LCS Result ug/l	LCS Rec. %	Rec. Limits %	LCS Qualifier
Mercury	3.00	3.15	105	82.0-119	

L1933573-01 Original Sample (OS) • Matrix Spike (MS) • Matrix Spike Duplicate (MSD)

(OS) L1933573-01 01/11/26 12:53 • (MS) R4323540-4 01/11/26 12:58 • (MSD) R4323540-5 01/11/26 13:01

Analyte	Spike Amount ug/l	Original Result ug/l	MS Result ug/l	MSD Result ug/l	MS Rec. %	MSD Rec. %	Dilution	Rec. Limits %	MS Qualifier	MSD Qualifier	RPD %	RPD Limits %
Mercury	3.00	0.100	2.78	3.08	92.7	103	1	82.0-119			10.1	20

QUALITY CONTROL SUMMARY

L1933573-04,06

Method Blank (MB)

(MB) R4323587-1 01/11/26 17:41

Analyte	MB Result mg/l	MB Qualifier	MB DL mg/l	MB LOD mg/l	MB LOQ mg/l
Mercury	0.00500	U	0.00333	0.00500	0.0100

Laboratory Control Sample (LCS)

(LCS) R4323587-6 01/11/26 19:10

Analyte	Spike Amount mg/l	LCS Result mg/l	LCS Rec. %	Rec. Limits %	LCS Qualifier
Mercury	0.0300	0.0275	91.7	82.0-119	

L1933543-01 Original Sample (OS) • Matrix Spike (MS) • Matrix Spike Duplicate (MSD)

(OS) L1933543-01 01/11/26 17:47 • (MS) R4323587-4 01/11/26 17:58 • (MSD) R4323587-5 01/11/26 18:01

Analyte	Spike Amount mg/l	Original Result mg/l	MS Result mg/l	MSD Result mg/l	MS Rec. %	MSD Rec. %	Dilution	Rec. Limits %	MS Qualifier	MSD Qualifier	RPD %	RPD Limits %
Mercury	0.0300	ND	0.0304	0.0308	101	103	1	82.0-119			1.23	20

QUALITY CONTROL SUMMARY

L1933573-01,02

Method Blank (MB)

(MB) R4323594-1 01/11/26 17:12

Analyte	MB Result ug/l	MB Qualifier	MB DL ug/l	MB LOD ug/l	MB LOQ ug/l
Aluminum	100	U	69.2	100	200
Antimony	6.00	U	5.06	6.00	10.0
Arsenic	8.00	U	7.83	8.00	10.0
Barium	2.50	U	0.773	2.50	5.00
Beryllium	1.00	U	0.501	1.00	2.00
Cadmium	1.00	U	0.538	1.00	2.00
Calcium	500	U	153	500	1000
Chromium	5.00	U	1.51	5.00	10.0
Cobalt	5.00	U	1.41	5.00	10.0
Copper	5.00	U	2.26	5.00	10.0
Iron	49.2	J	20.5	50.0	100
Lead	3.00	U	2.43	3.00	6.00
Magnesium	500	U	101	500	1000
Manganese	5.00	U	1.01	5.00	10.0
Nickel	5.00	U	1.96	5.00	10.0
Potassium	1000	U	624	1000	2000
Selenium	7.00	U	6.16	7.00	10.0
Silver	3.00	U	2.89	3.00	5.00
Sodium	1500	U	444	1500	3000
Thallium	7.00	U	6.63	7.00	10.0
Vanadium	10.0	U	5.64	10.0	20.0
Zinc	25.0	U	4.67	25.0	50.0

Laboratory Control Sample (LCS)

(LCS) R4323594-2 01/11/26 17:14

Analyte	Spike Amount ug/l	LCS Result ug/l	LCS Rec. %	Rec. Limits %	LCS Qualifier
Aluminum	10000	9720	97.2	86.0-115	
Antimony	1000	923	92.3	88.0-113	
Arsenic	1000	940	94.0	87.0-113	
Barium	1000	981	98.1	88.0-113	
Beryllium	1000	975	97.5	89.0-112	
Cadmium	1000	938	93.8	88.0-113	
Calcium	10000	9790	97.9	87.0-113	
Chromium	1000	1000	100	90.0-113	
Cobalt	1000	922	92.2	89.0-114	
Copper	1000	984	98.4	86.0-114	
Iron	10000	9810	98.1	87.0-115	

Laboratory Control Sample (LCS)

(LCS) R4323594-2 01/11/26 17:14

Analyte	Spike Amount ug/l	LCS Result ug/l	LCS Rec. %	Rec. Limits %	LCS Qualifier
Lead	1000	928	92.8	86.0-113	
Magnesium	10000	9630	96.3	85.0-113	
Manganese	1000	1010	101	90.0-114	
Nickel	1000	916	91.6	88.0-113	
Potassium	10000	9490	94.9	86.0-114	
Selenium	1000	914	91.4	83.0-114	
Silver	200	188	94.0	84.0-115	
Sodium	10000	9610	96.1	87.0-115	
Thallium	1000	949	94.9	85.0-114	
Vanadium	1000	943	94.3	90.0-111	
Zinc	1000	951	95.1	87.0-115	

L1933554-04 Original Sample (OS) • Matrix Spike (MS) • Matrix Spike Duplicate (MSD)

(OS) L1933554-04 01/11/26 17:25 • (MS) R4323594-4 01/11/26 17:29 • (MSD) R4323594-5 01/11/26 17:32

Analyte	Spike Amount ug/l	Original Result ug/l	MS Result ug/l	MSD Result ug/l	MS Rec. %	MSD Rec. %	Dilution	Rec. Limits %	MS Qualifier	MSD Qualifier	RPD %	RPD Limits %
Aluminum	10000	503	10400	10700	99.4	102	1	86.0-115			2.19	20
Antimony	1000	6.00	954	938	95.4	93.8	1	88.0-113			1.66	20
Arsenic	1000	8.00	985	967	98.5	96.7	1	87.0-113			1.85	20
Barium	1000	159	1140	1120	97.8	96.5	1	88.0-113			1.16	20
Beryllium	1000	1.00	993	986	99.3	98.6	1	89.0-112			0.650	20
Cadmium	1000	1.00	959	951	95.9	95.1	1	88.0-113			0.825	20
Calcium	10000	170000	181000	176000	114	66.1	1	87.0-113	V	V	2.68	20
Chromium	1000	5.00	994	1000	99.4	100	1	90.0-113			1.07	20
Cobalt	1000	5.00	950	937	95.0	93.7	1	89.0-114			1.46	20
Copper	1000	5.14	982	993	97.7	98.8	1	86.0-114			1.09	20
Iron	10000	524	10400	10500	99.0	99.9	1	87.0-115			0.813	20
Lead	1000	3.00	955	940	95.5	94.0	1	86.0-113			1.64	20
Magnesium	10000	41100	51200	50600	101	94.7	1	85.0-113			1.28	20
Manganese	1000	40.3	1030	1040	99.5	100	1	90.0-114			0.807	20
Nickel	1000	2.21	956	931	95.4	92.9	1	88.0-113			2.60	20
Potassium	10000	1030	10800	10800	98.2	97.4	1	86.0-114			0.736	20
Selenium	1000	7.00	962	945	96.2	94.5	1	83.0-114			1.79	20
Silver	200	3.00	193	192	96.5	95.9	1	84.0-115			0.601	20
Sodium	10000	107000	119000	116000	118	92.8	1	87.0-115	V		2.11	20
Thallium	1000	7.00	968	957	96.8	95.7	1	85.0-114			1.14	20
Vanadium	1000	10.0	962	955	96.2	95.5	1	90.0-111			0.730	20
Zinc	1000	5.24	963	952	95.8	94.6	1	87.0-115			1.18	20

QUALITY CONTROL SUMMARY

L1933573-01,02

L1933588-02 Original Sample (OS) • Matrix Spike (MS) • Matrix Spike Duplicate (MSD)

(OS) L1933588-02 01/11/26 17:34 • (MS) R4323594-6 01/11/26 17:37 • (MSD) R4323594-7 01/11/26 17:39

Analyte	Spike Amount ug/l	Original Result ug/l	MS Result ug/l	MSD Result ug/l	MS Rec. %	MSD Rec. %	Dilution	Rec. Limits %	MS Qualifier	MSD Qualifier	RPD %	RPD Limits %
Aluminum	10000	100	9820	9760	98.2	97.6	1	86.0-115			0.582	20
Antimony	1000	6.00	949	950	94.9	95.0	1	88.0-113			0.122	20
Arsenic	1000	8.00	978	966	97.8	96.6	1	87.0-113			1.23	20
Barium	1000	42.2	1030	1030	98.9	98.7	1	88.0-113			0.193	20
Beryllium	1000	1.00	980	972	98.0	97.2	1	89.0-112			0.810	20
Cadmium	1000	1.00	957	953	95.7	95.3	1	88.0-113			0.455	20
Calcium	10000	58700	67200	67200	84.9	84.9	1	87.0-113	V	V	0.00347	20
Chromium	1000	5.00	1030	989	103	98.9	1	90.0-113			3.74	20
Cobalt	1000	5.00	942	936	94.2	93.6	1	89.0-114			0.689	20
Copper	1000	5.00	998	973	99.8	97.3	1	86.0-114			2.49	20
Iron	10000	50.0	9790	9730	97.9	97.3	1	87.0-115			0.627	20
Lead	1000	3.00	956	948	95.6	94.8	1	86.0-113			0.781	20
Magnesium	10000	37700	46400	46500	86.7	87.5	1	85.0-113			0.172	20
Manganese	1000	6.71	1030	1000	102	99.6	1	90.0-114			2.55	20
Nickel	1000	5.00	945	934	94.5	93.4	1	88.0-113			1.17	20
Potassium	10000	2580	12100	12100	95.1	94.9	1	86.0-114			0.149	20
Selenium	1000	7.00	950	946	95.0	94.6	1	83.0-114			0.418	20
Silver	200	3.00	191	187	95.3	93.4	1	84.0-115			2.01	20
Sodium	10000	17500	26900	27100	93.8	95.8	1	87.0-115			0.741	20
Thallium	1000	7.00	976	970	97.6	97.0	1	85.0-114			0.656	20
Vanadium	1000	10.0	946	941	94.6	94.1	1	90.0-111			0.579	20
Zinc	1000	14.3	978	970	96.4	95.6	1	87.0-115			0.800	20

QUALITY CONTROL SUMMARY

L1933573-04,06

Method Blank (MB)

(MB) R4324065-5 01/13/26 07:18

Analyte	MB Result mg/l	MB Qualifier	MB DL mg/l	MB LOD mg/l	MB LOQ mg/l
Arsenic	0.0500	U	0.0333	0.0500	0.100
Barium	0.0500	U	0.0333	0.0500	0.100
Cadmium	0.0500	U	0.0333	0.0500	0.100
Chromium	0.0500	U	0.0333	0.0500	0.100
Lead	0.0500	U	0.0333	0.0500	0.100
Selenium	0.0500	U	0.0333	0.0500	0.100
Silver	0.0500	U	0.0333	0.0500	0.100

Laboratory Control Sample (LCS)

(LCS) R4324065-1 01/13/26 02:16

Analyte	Spike Amount mg/l	LCS Result mg/l	LCS Rec. %	Rec. Limits %	LCS Qualifier
Arsenic	10.0	9.82	98.2	87.0-113	
Barium	10.0	10.2	102	88.0-113	
Cadmium	10.0	9.95	99.5	88.0-113	
Chromium	10.0	9.74	97.4	90.0-113	
Lead	10.0	9.78	97.8	86.0-113	
Selenium	10.0	9.67	96.7	83.0-114	
Silver	2.00	1.98	98.9	84.0-115	

L1933543-01 Original Sample (OS) • Matrix Spike (MS) • Matrix Spike Duplicate (MSD)

(OS) L1933543-01 01/13/26 02:18 • (MS) R4324065-3 01/13/26 02:23 • (MSD) R4324065-4 01/13/26 02:25

Analyte	Spike Amount mg/l	Original Result mg/l	MS Result mg/l	MSD Result mg/l	MS Rec. %	MSD Rec. %	Dilution	Rec. Limits %	MS Qualifier	MSD Qualifier	RPD %	RPD Limits %
Arsenic	10.0	ND	10.7	10.1	107	101	1	87.0-113			5.33	20
Barium	10.0	ND	11.1	10.4	111	104	1	88.0-113			6.03	20
Cadmium	10.0	ND	10.8	10.2	108	102	1	88.0-113			5.43	20
Chromium	10.0	ND	10.6	9.79	106	97.9	1	90.0-113			8.35	20
Lead	10.0	ND	10.6	10.0	106	100	1	86.0-113			5.98	20
Selenium	10.0	ND	10.5	9.86	104	98.0	1	83.0-114			6.16	20
Silver	2.00	ND	2.15	1.99	107	99.6	1	84.0-115			7.44	20

QUALITY CONTROL SUMMARY

L1933573-01,02

Method Blank (MB)

(MB) R4323022-4 01/08/26 15:53

Analyte	MB Result ug/l	MB Qualifier	MB DL ug/l	MB LOD ug/l	MB LOQ ug/l
TPH (GC/FID) Low Fraction	75.0	U	59.4	75.0	150
(S) a,a,a-Trifluorotoluene(FID)	*101*				*62.0-128*

Laboratory Control Sample (LCS) • Laboratory Control Sample Duplicate (LCSD)

(LCS) R4323022-2 01/08/26 14:35 • (LCSD) R4323022-3 01/08/26 14:55

Analyte	Spike Amount ug/l	LCS Result ug/l	LCSD Result ug/l	LCS Rec. %	LCSD Rec. %	Rec. Limits %	LCS Qualifier	LCSD Qualifier	RPD %	RPD Limits %
TPH (GC/FID) Low Fraction	5000	5530	5320	111	106	78.0-122			3.87	30
(S) a,a,a-Trifluorotoluene(FID)				*107*	*107*	*62.0-128*				

Method Blank (MB)

(MB) R4323413-3 01/10/26 01:28

Analyte	MB Result mg/kg	MB Qualifier	MB DL mg/kg	MB LOD mg/kg	MB LOQ mg/kg
TPH (GC/FID) Low Fraction	3.38	U	2.00	3.38	3.75
(S) a,a,a-Trifluorotoluene(FID)	*97.3*				*59.0-128*

Laboratory Control Sample (LCS) • Laboratory Control Sample Duplicate (LCSD)

(LCS) R4323413-1 01/10/26 00:01 • (LCSD) R4323413-2 01/10/26 00:23

Analyte	Spike Amount mg/kg	LCS Result mg/kg	LCSD Result mg/kg	LCS Rec. %	LCSD Rec. %	Rec. Limits %	LCS Qualifier	LCSD Qualifier	RPD %	RPD Limits %
TPH (GC/FID) Low Fraction	5.00	5.29	5.05	106	101	79.0-122			4.64	30
(S) a,a,a-Trifluorotoluene(FID)				*101*	*107*	*59.0-128*				

Method Blank (MB)

(MB) R4323585-4 01/09/26 11:19

Analyte	MB Result ug/l	MB Qualifier	MB DL ug/l	MB LOD ug/l	MB LOQ ug/l
Acetone	47.0	U	46.9	47.0	50.0
Benzene	0.500	U	0.320	0.500	1.00
Bromochloromethane	0.500	U	0.437	0.500	1.00
Bromodichloromethane	0.500	U	0.371	0.500	1.00
Bromoform	0.900	U	0.548	0.900	1.00
Bromomethane	4.90	U	4.85	4.90	5.00
Carbon disulfide	0.900	U	0.510	0.900	1.00
Carbon tetrachloride	0.500	U	0.360	0.500	1.00
Chlorobenzene	0.500	U	0.266	0.500	1.00
Chlorodibromomethane	0.500	U	0.398	0.500	1.00
Chloroethane	4.50	U	2.79	4.50	5.00
Chloroform	2.50	U	1.28	2.50	5.00
Chloromethane	2.00	U	1.70	2.00	5.00
Cyclohexane	0.900	U	0.693	0.900	1.00
1,2-Dibromoethane	0.500	U	0.341	0.500	1.00
1,2-Dibromo-3-Chloropropane	2.50	U	1.25	2.50	5.00
1,2-Dichlorobenzene	0.500	U	0.304	0.500	1.00
1,3-Dichlorobenzene	0.500	U	0.282	0.500	1.00
1,4-Dichlorobenzene	0.500	U	0.277	0.500	1.00
Dichlorodifluoromethane	2.50	U	2.41	2.50	5.00
1,1-Dichloroethane	0.500	U	0.389	0.500	1.00
1,2-Dichloroethane	0.500	U	0.395	0.500	1.00
1,1-Dichloroethene	0.500	U	0.422	0.500	1.00
cis-1,2-Dichloroethene	0.500	U	0.323	0.500	1.00
trans-1,2-Dichloroethene	0.500	U	0.348	0.500	1.00
1,2-Dichloropropane	0.500	U	0.427	0.500	1.00
cis-1,3-Dichloropropene	0.500	U	0.348	0.500	1.00
trans-1,3-Dichloropropene	0.500	U	0.313	0.500	1.00
Ethylbenzene	0.500	U	0.234	0.500	1.00
Isopropylbenzene	0.500	U	0.105	0.500	1.00
2-Butanone (MEK)	18.0	U	9.00	18.0	20.0
2-Hexanone	18.0	U	5.80	18.0	20.0
Methylene Chloride	2.50	U	1.48	2.50	5.00
4-Methyl-2-pentanone (MIBK)	9.00	U	7.52	9.00	20.0
Methyl Acetate	18.0	U	17.5	18.0	20.0
Methyl Cyclohexane	5.00	U	0.701	5.00	10.0
Methyl tert-butyl ether	0.500	U	0.357	0.500	1.00
Styrene	0.500	U	0.342	0.500	1.00
1,1,2,2-Tetrachloroethane	0.500	U	0.354	0.500	1.00
Tetrachloroethene	0.600	U	0.358	0.600	1.00

Method Blank (MB)

(MB) R4323585-4 01/09/26 11:19

Analyte	MB Result ug/l	MB Qualifier	MB DL ug/l	MB LOD ug/l	MB LOQ ug/l
Toluene	0.600	U	0.274	0.600	1.00
1,2,3-Trichlorobenzene	0.940	U	0.935	0.940	1.00
1,2,4-Trichlorobenzene	1.00	U	0.691	1.00	2.00
1,1,1-Trichloroethane	0.500	U	0.336	0.500	1.00
1,1,2-Trichloroethane	0.500	U	0.375	0.500	1.00
Trichloroethene	0.500	U	0.383	0.500	1.00
Trichlorofluoromethane	4.50	U	3.04	4.50	5.00
1,1,2-Trichlorotrifluoroethane	0.900	U	0.643	0.900	1.00
Vinyl chloride	0.500	U	0.458	0.500	1.00
m&p-Xylene	1.00	U	0.549	1.00	2.00
o-Xylene	0.500	U	0.319	0.500	1.00
Xylenes, Total	1.50	U	0.319	1.50	3.00
(S) Toluene-d8	*108*				*89.0-112*
(S) 4-Bromofluorobenzene	*106*				*85.0-114*
(S) 1,2-Dichloroethane-d4	*89.1*				*81.0-118*

Laboratory Control Sample (LCS) • Laboratory Control Sample Duplicate (LCSD)

(LCS) R4323585-1 01/09/26 09:08 • (LCSD) R4323585-2 01/09/26 09:30

Analyte	Spike Amount ug/l	LCS Result ug/l	LCSD Result ug/l	LCS Rec. %	LCSD Rec. %	Rec. Limits %	LCS Qualifier	LCSD Qualifier	RPD %	RPD Limits %
Acetone	50.0	66.1	62.8	132	126	39.0-160			5.12	20
Benzene	10.0	9.36	9.47	93.6	94.7	79.0-120			1.17	20
Bromochloromethane	10.0	12.0	12.3	120	123	78.0-123			2.47	20
Bromodichloromethane	10.0	9.24	9.43	92.4	94.3	79.0-125			2.04	20
Bromoform	10.0	11.8	12.0	118	120	66.0-130			1.68	20
Bromomethane	10.0	10.9	11.7	109	117	53.0-141			7.08	20
Carbon disulfide	10.0	8.85	9.23	88.5	92.3	64.0-133			4.20	20
Carbon tetrachloride	10.0	11.3	11.3	113	113	72.0-136			0.000	20
Chlorobenzene	10.0	12.3	12.1	123	121	82.0-118	J4	J4	1.64	20
Chlorodibromomethane	10.0	12.0	12.3	120	123	74.0-126			2.47	20
Chloroethane	10.0	11.5	12.5	115	125	60.0-138			8.33	20
Chloroform	10.0	8.82	9.05	88.2	90.5	79.0-124			2.57	20
Chloromethane	10.0	9.15	9.17	91.5	91.7	50.0-139			0.218	20
Cyclohexane	10.0	9.59	9.74	95.9	97.4	71.0-130			1.55	20
1,2-Dibromoethane	10.0	11.7	11.3	117	113	77.0-121			3.48	20
1,2-Dibromo-3-Chloropropane	10.0	9.97	10.7	99.7	107	62.0-128			7.06	20
1,2-Dichlorobenzene	10.0	10.9	11.3	109	113	80.0-119			3.60	20
1,3-Dichlorobenzene	10.0	11.1	11.3	111	113	80.0-119			1.79	20

Laboratory Control Sample (LCS) • Laboratory Control Sample Duplicate (LCSD)

(LCS) R4323585-1 01/09/26 09:08 • (LCSD) R4323585-2 01/09/26 09:30

Analyte	Spike Amount ug/l	LCS Result ug/l	LCSD Result ug/l	LCS Rec. %	LCSD Rec. %	Rec. Limits %	LCS Qualifier	LCSD Qualifier	RPD %	RPD Limits %
1,4-Dichlorobenzene	10.0	10.9	11.2	109	112	79.0-118			2.71	20
Dichlorodifluoromethane	10.0	8.10	8.27	81.0	82.7	32.0-152			2.08	20
1,1-Dichloroethane	10.0	9.64	9.97	96.4	99.7	77.0-125			3.37	20
1,2-Dichloroethane	10.0	10.0	10.5	100	105	73.0-128			4.88	20
1,1-Dichloroethene	10.0	9.67	9.83	96.7	98.3	71.0-131			1.64	20
cis-1,2-Dichloroethene	10.0	9.29	9.71	92.9	97.1	78.0-123			4.42	20
trans-1,2-Dichloroethene	10.0	9.68	10.2	96.8	102	75.0-124			5.23	20
1,2-Dichloropropane	10.0	10.5	10.4	105	104	78.0-122			0.957	20
cis-1,3-Dichloropropene	10.0	9.88	9.48	98.8	94.8	75.0-124			4.13	20
trans-1,3-Dichloropropene	10.0	10.6	9.92	106	99.2	73.0-127			6.63	20
Ethylbenzene	10.0	11.8	12.0	118	120	79.0-121			1.68	20
Isopropylbenzene	10.0	11.4	11.6	114	116	72.0-131			1.74	20
2-Butanone (MEK)	50.0	47.0	46.1	94.0	92.2	56.0-143			1.93	20
2-Hexanone	50.0	58.6	56.5	117	113	57.0-139			3.65	20
Methylene Chloride	10.0	9.31	9.91	93.1	99.1	74.0-124			6.24	20
4-Methyl-2-pentanone (MIBK)	50.0	52.4	51.2	105	102	67.0-130			2.32	20
Methyl Acetate	50.0	48.2	48.3	96.4	96.6	56.0-136			0.207	20
Methyl Cyclohexane	10.0	9.32	9.30	93.2	93.0	72.0-132	J	J	0.215	20
Methyl tert-butyl ether	10.0	9.10	9.40	91.0	94.0	71.0-124			3.24	20
Styrene	10.0	11.5	11.3	115	113	78.0-123			1.75	20
1,1,2,2-Tetrachloroethane	10.0	8.16	8.23	81.6	82.3	71.0-121			0.854	20
Tetrachloroethene	10.0	14.6	14.5	146	145	74.0-129	J4	J4	0.687	20
Toluene	10.0	10.6	10.3	106	103	80.0-121			2.87	20
1,2,3-Trichlorobenzene	10.0	12.1	12.9	121	129	69.0-129			6.40	20
1,2,4-Trichlorobenzene	10.0	11.2	12.0	112	120	69.0-130			6.90	20
1,1,1-Trichloroethane	10.0	9.71	9.84	97.1	98.4	74.0-131			1.33	20
1,1,2-Trichloroethane	10.0	10.9	10.6	109	106	80.0-119			2.79	20
Trichloroethene	10.0	11.7	12.0	117	120	79.0-123			2.53	20
Trichlorofluoromethane	10.0	10.8	11.4	108	114	65.0-141			5.41	20
1,1,2-Trichlorotrifluoroethane	10.0	10.9	11.3	109	113	70.0-136			3.60	20
Vinyl chloride	10.0	11.1	11.7	111	117	58.0-137			5.26	20
m&p-Xylene	20.0	23.7	23.3	119	117	80.0-121			1.70	20
o-Xylene	10.0	11.4	11.5	114	115	78.0-122			0.873	20
Xylenes, Total	30.0	35.1	34.8	117	116	79.0-121			0.858	20
(S) Toluene-d8				*106*	*105*	*89.0-112*				
(S) 4-Bromofluorobenzene				*104*	*104*	*85.0-114*				
(S) 1,2-Dichloroethane-d4				*94.1*	*97.4*	*81.0-118*				

Method Blank (MB)

(MB) R4324177-3 01/11/26 10:26

Analyte	MB Result mg/l	MB Qualifier	MB DL mg/l	MB LOD mg/l	MB LOQ mg/l
Benzene	0.0250	U	0.0167	0.0250	0.0500
Carbon tetrachloride	0.0250	U	0.0167	0.0250	0.0500
Chlorobenzene	0.0250	U	0.0167	0.0250	0.0500
Chloroform	0.125	U	0.0833	0.125	0.250
1,2-Dichloroethane	0.0250	U	0.0167	0.0250	0.0500
1,1-Dichloroethene	0.0250	U	0.0167	0.0250	0.0500
2-Butanone (MEK)	0.250	U	0.167	0.250	0.500
Tetrachloroethene	0.0250	U	0.0167	0.0250	0.0500
Trichloroethene	0.0250	U	0.0167	0.0250	0.0500
Vinyl chloride	0.0250	U	0.0167	0.0250	0.0500
(S) Toluene-d8	*98.9*				*89.0-112*
(S) 4-Bromofluorobenzene	*102*				*85.0-114*
(S) 1,2-Dichloroethane-d4	*96.2*				*81.0-118*

Laboratory Control Sample (LCS) • Laboratory Control Sample Duplicate (LCSD)

(LCS) R4324177-1 01/11/26 09:07 • (LCSD) R4324177-2 01/11/26 09:27

Analyte	Spike Amount mg/l	LCS Result mg/l	LCSD Result mg/l	LCS Rec. %	LCSD Rec. %	Rec. Limits %	LCS Qualifier	LCSD Qualifier	RPD %	RPD Limits %
Benzene	0.500	0.483	0.576	96.6	115	79.0-120			17.6	20
Carbon tetrachloride	0.500	0.511	0.602	102	120	72.0-136			16.4	20
Chlorobenzene	0.500	0.478	0.561	95.6	112	82.0-118			16.0	20
Chloroform	0.500	0.441	0.540	88.2	108	79.0-124		J3	20.2	20
1,2-Dichloroethane	0.500	0.448	0.537	89.6	107	73.0-128			18.1	20
1,1-Dichloroethene	0.500	0.514	0.588	103	118	71.0-131			13.4	20
2-Butanone (MEK)	2.50	2.17	2.66	86.8	106	56.0-143		J3	20.3	20
Tetrachloroethene	0.500	0.517	0.591	103	118	74.0-129			13.4	20
Trichloroethene	0.500	0.492	0.598	98.4	120	79.0-123			19.4	20
Vinyl chloride	0.500	0.406	0.460	81.2	92.0	58.0-137			12.5	20
(S) Toluene-d8				*101*	*99.4*	*89.0-112*				
(S) 4-Bromofluorobenzene				*102*	*104*	*85.0-114*				
(S) 1,2-Dichloroethane-d4				*98.4*	*95.0*	*81.0-118*				

L1933318-01 Original Sample (OS) • Matrix Spike (MS) • Matrix Spike Duplicate (MSD)

(OS) L1933318-01 01/11/26 11:06 • (MS) R4324177-4 01/11/26 17:46 • (MSD) R4324177-5 01/11/26 18:06

Analyte	Spike Amount mg/l	Original Result mg/l	MS Result mg/l	MSD Result mg/l	MS Rec. %	MSD Rec. %	Dilution	Rec. Limits %	MS Qualifier	MSD Qualifier	RPD %	RPD Limits %
Benzene	0.500	ND	0.604	0.587	121	117	1	79.0-120	J5		2.85	20
Carbon tetrachloride	0.500	ND	0.677	0.651	135	130	1	72.0-136			3.92	20
Chlorobenzene	0.500	ND	0.583	0.556	117	111	1	82.0-118			4.74	20
Chloroform	0.500	ND	0.595	0.580	119	116	1	79.0-124			2.55	20
1,2-Dichloroethane	0.500	ND	0.648	0.631	130	126	1	73.0-128	J5		2.66	20
1,1-Dichloroethene	0.500	ND	0.594	0.571	119	114	1	71.0-131			3.95	20
2-Butanone (MEK)	2.50	ND	2.37	2.32	94.8	92.8	1	56.0-143			2.13	20
Tetrachloroethene	0.500	ND	0.617	0.580	123	116	1	74.0-129			6.18	20
Trichloroethene	0.500	ND	0.617	0.602	123	120	1	79.0-123			2.46	20
Vinyl chloride	0.500	ND	0.443	0.427	88.6	85.4	1	58.0-137			3.68	20
(S) Toluene-d8					*98.9*	*94.3*		*89.0-112*				
(S) 4-Bromofluorobenzene					*103*	*101*		*85.0-114*				
(S) 1,2-Dichloroethane-d4					*116*	*109*		*81.0-118*				

QUALITY CONTROL SUMMARY

L1933573-01,02

Method Blank (MB)

(MB) R4323885-1 01/12/26 11:43

Analyte	MB Result ug/l	MB Qualifier	MB DL ug/l	MB LOD ug/l	MB LOQ ug/l
TPH (GC/FID) High Fraction	90.0	U	60.5	90.0	100
(S) o-Terphenyl	*92.5*				*56.0-125*

Laboratory Control Sample (LCS) • Laboratory Control Sample Duplicate (LCSD)

(LCS) R4323885-2 01/12/26 12:05 • (LCSD) R4323885-3 01/12/26 12:28

Analyte	Spike Amount ug/l	LCS Result ug/l	LCSD Result ug/l	LCS Rec. %	LCSD Rec. %	Rec. Limits %	LCS Qualifier	LCSD Qualifier	RPD %	RPD Limits %
TPH (GC/FID) High Fraction	1500	1260	1320	84.0	88.0	36.0-132			4.65	30
(S) o-Terphenyl				*103*	*102*	*56.0-125*				

QUALITY CONTROL SUMMARY

L1933573-03,05

Method Blank (MB)

(MB) R4323135-1 01/09/26 09:56

Analyte	MB Result mg/kg	MB Qualifier	MB DL mg/kg	MB LOD mg/kg	MB LOQ mg/kg
TPH (GC/FID) High Fraction	2.00	U	0.769	2.00	4.00
(S) o-Terphenyl	*80.2*				*18.0-148*

Laboratory Control Sample (LCS)

(LCS) R4323135-2 01/09/26 10:10

Analyte	Spike Amount mg/kg	LCS Result mg/kg	LCS Rec. %	Rec. Limits %	LCS Qualifier
TPH (GC/FID) High Fraction	50.0	35.6	71.2	50.0-150	
(S) o-Terphenyl			*88.0*	*18.0-148*	

L1933257-06 Original Sample (OS) • Matrix Spike (MS) • Matrix Spike Duplicate (MSD)

(OS) L1933257-06 01/09/26 17:27 • (MS) R4323135-3 01/09/26 17:40 • (MSD) R4323135-4 01/09/26 17:54

Analyte	Spike Amount (dry) mg/kg	Original Result (dry)	MS Result (dry)	MSD Result (dry)	MS Rec. %	MSD Rec. %	Dilution	Rec. Limits %	MS Qualifier	MSD Qualifier	RPD %	RPD Limits %
TPH (GC/FID) High Fraction	60.8	2.51	47.0	46.1	77.3	75.9	1	50.0-150			1.88	20
(S) o-Terphenyl					*102*	*97.7*		*18.0-148*				

Method Blank (MB)

(MB) R4323955-1 01/12/26 11:36

Analyte	MB Result mg/l	MB Qualifier	MB DL mg/l	MB LOD mg/l	MB LOQ mg/l
2,4,5-TP (Silvex)	0.00100	U	0.000667	0.00100	0.00200
2,4-D	0.00100	U	0.000667	0.00100	0.00200
(S) 2,4-Dichlorophenyl Acetic Acid	*72.4*				*32.0-138*

Laboratory Control Sample (LCS)

(LCS) R4323955-2 01/12/26 11:47

Analyte	Spike Amount mg/l	LCS Result mg/l	LCS Rec. %	Rec. Limits %	LCS Qualifier
2,4,5-TP (Silvex)	0.0250	0.0221	88.4	51.0-134	
2,4-D	0.0250	0.0237	94.8	45.0-152	
(S) 2,4-Dichlorophenyl Acetic Acid			*89.4*	*32.0-138*	

L1933246-01 Original Sample (OS) • Matrix Spike (MS) • Matrix Spike Duplicate (MSD)

(OS) L1933246-01 01/12/26 16:47 • (MS) R4323955-3 01/12/26 16:57 • (MSD) R4323955-4 01/12/26 17:07

Analyte	Spike Amount mg/l	Original Result mg/l	MS Result mg/l	MSD Result mg/l	MS Rec. %	MSD Rec. %	Dilution	Rec. Limits %	MS Qualifier	MSD Qualifier	RPD %	RPD Limits %
2,4,5-TP (Silvex)	0.0250	ND	0.0184	0.0189	73.6	75.6	1	51.0-134			2.68	30
2,4-D	0.0250	ND	0.0195	0.0204	78.0	81.6	1	45.0-152			4.51	30
(S) 2,4-Dichlorophenyl Acetic Acid					*73.6*	*77.8*		*32.0-138*				

Method Blank (MB)

(MB) R4325197-1 01/14/26 23:59

Analyte	MB Result mg/l	MB Qualifier	MB DL mg/l	MB LOD mg/l	MB LOQ mg/l
Chlordane	0.00250	U	0.00167	0.00250	0.00500
Endrin	0.00250	U	0.00167	0.00250	0.00500
Heptachlor	0.00250	U	0.00133	0.00250	0.00500
Lindane	0.00250	U	0.00167	0.00250	0.00500
Methoxychlor	0.00250	U	0.00167	0.00250	0.00500
Toxaphene	0.00500	U	0.00333	0.00500	0.0100
(S) Decachlorobiphenyl	*97.0*				*10.0-145*
(S) Tetrachloro-m-xylene	*68.6*				*44.0-124*

Laboratory Control Sample (LCS)

(LCS) R4325197-2 01/15/26 00:09

Analyte	Spike Amount mg/l	LCS Result mg/l	LCS Rec. %	Rec. Limits %	LCS Qualifier
Endrin	0.0100	0.0110	110	60.0-138	
Heptachlor	0.0100	0.0101	101	54.0-130	
Lindane	0.0100	0.0105	105	59.0-134	
Methoxychlor	0.0100	0.0120	120	54.0-145	
(S) Decachlorobiphenyl			*98.1*	*10.0-145*	
(S) Tetrachloro-m-xylene			*74.7*	*44.0-124*	

L1933577-06 Original Sample (OS) • Matrix Spike (MS) • Matrix Spike Duplicate (MSD)

(OS) L1933577-06 01/15/26 01:08 • (MS) R4325197-3 01/15/26 01:18 • (MSD) R4325197-4 01/15/26 01:28

Analyte	Spike Amount mg/l	Original Result mg/l	MS Result mg/l	MSD Result mg/l	MS Rec. %	MSD Rec. %	Dilution	Rec. Limits %	MS Qualifier	MSD Qualifier	RPD %	RPD Limits %
Endrin	0.0100	ND	0.0123	0.0115	123	115	1	60.0-138			6.72	30
Heptachlor	0.0100	ND	0.0115	0.0106	115	106	1	54.0-130			8.14	30
Lindane	0.0100	ND	0.0115	0.0111	115	111	1	59.0-134			3.54	30
Methoxychlor	0.0100	ND	0.0138	0.0126	138	126	1	54.0-145			9.09	30
(S) Decachlorobiphenyl					*108*	*105*		*10.0-145*				
(S) Tetrachloro-m-xylene					*83.9*	*74.9*		*44.0-124*				

Method Blank (MB)

(MB) R4325197-1 01/14/26 23:59

Analyte	MB Result mg/l	MB Qualifier	MB DL mg/l	MB LOD mg/l	MB LOQ mg/l
PCB 1016	0.000250	U	0.000167	0.000250	0.000500
PCB 1221	0.000250	U	0.000167	0.000250	0.000500
PCB 1232	0.000250	U	0.000167	0.000250	0.000500
PCB 1242	0.000250	U	0.000167	0.000250	0.000500
PCB 1248	0.000250	U	0.000167	0.000250	0.000500
PCB 1254	0.000250	U	0.000167	0.000250	0.000500
PCB 1260	0.000250	U	0.000167	0.000250	0.000500
(S) Decachlorobiphenyl	*90.4*				*10.0-145*
(S) Tetrachloro-m-xylene	*68.3*				*44.0-124*

Laboratory Control Sample (LCS)

(LCS) R4325197-5 01/15/26 00:18

Analyte	Spike Amount mg/l	LCS Result mg/l	LCS Rec. %	Rec. Limits %	LCS Qualifier
PCB 1016	0.0250	0.0194	77.6	46.0-129	
PCB 1260	0.0250	0.0232	92.8	45.0-134	
(S) Decachlorobiphenyl			*93.2*	*10.0-145*	
(S) Tetrachloro-m-xylene			*72.8*	*44.0-124*	

L1933577-08 Original Sample (OS) • Matrix Spike (MS) • Matrix Spike Duplicate (MSD)

(OS) L1933577-08 01/15/26 01:38 • (MS) R4325197-6 01/15/26 01:47 • (MSD) R4325197-7 01/15/26 01:57

Analyte	Spike Amount mg/l	Original Result mg/l	MS Result mg/l	MSD Result mg/l	MS Rec. %	MSD Rec. %	Dilution	Rec. Limits %	MS Qualifier	MSD Qualifier	RPD %	RPD Limits %
PCB 1016	0.0250	ND	0.0202	0.0217	80.8	86.8	1	46.0-129			7.16	30
PCB 1260	0.0250	ND	0.0231	0.0237	92.4	94.8	1	45.0-134			2.56	30
(S) Decachlorobiphenyl					*98.4*	*100*		*10.0-145*				
(S) Tetrachloro-m-xylene					*84.1*	*82.3*		*44.0-124*				

Method Blank (MB)

(MB) R4324041-2 01/09/26 20:29

Analyte	MB Result ug/l	MB Qualifier	MB DL ug/l	MB LOD ug/l	MB LOQ ug/l
Acenaphthene	0.500	U	0.246	0.500	1.00
Acenaphthylene	0.500	U	0.265	0.500	1.00
Acetophenone	5.00	U	2.05	5.00	10.0
Anthracene	0.500	U	0.196	0.500	1.00
Atrazine	5.00	U	2.44	5.00	10.0
Benzaldehyde	9.00	U	8.66	9.00	10.0
Benzo(a)anthracene	0.500	U	0.208	0.500	1.00
Benzo(b)fluoranthene	0.500	U	0.280	0.500	1.00
Benzo(k)fluoranthene	0.500	U	0.247	0.500	1.00
Benzo(g,h,i)perylene	0.500	U	0.254	0.500	1.00
Benzo(a)pyrene	0.500	U	0.128	0.500	1.00
Biphenyl	5.00	U	2.74	5.00	10.0
Bis(2-chlorethoxy)methane	5.00	U	1.88	5.00	10.0
Bis(2-chloroethyl)ether	5.00	U	2.05	5.00	10.0
2,2-Oxybis(1-Chloropropane)	5.00	U	1.91	5.00	10.0
4-Bromophenyl-phenylether	5.00	U	2.67	5.00	10.0
2-Chloronaphthalene	0.500	U	0.259	0.500	1.00
4-Chlorophenyl-phenylether	5.00	U	2.22	5.00	10.0
Caprolactam	5.00	U	0.736	5.00	10.0
Carbazole	5.00	U	2.11	5.00	10.0
Chrysene	0.500	U	0.279	0.500	1.00
Dibenz(a,h)anthracene	0.500	U	0.148	0.500	1.00
Dibenzofuran	5.00	U	2.51	5.00	10.0
3,3-Dichlorobenzidine	9.00	U	7.58	9.00	10.0
2,4-Dinitrotoluene	5.00	U	1.87	5.00	10.0
2,6-Dinitrotoluene	5.00	U	1.86	5.00	10.0
Fluoranthene	0.500	U	0.229	0.500	1.00
Fluorene	0.500	U	0.277	0.500	1.00
Hexachlorobenzene	0.500	U	0.259	0.500	1.00
Hexachloro-1,3-butadiene	5.00	U	2.27	5.00	10.0
Hexachlorocyclopentadiene	5.00	U	2.81	5.00	10.0
Hexachloroethane	5.00	U	2.15	5.00	10.0
Indeno(1,2,3-cd)pyrene	0.500	U	0.285	0.500	1.00
Isophorone	5.00	U	1.72	5.00	10.0
Naphthalene	0.900	U	0.678	0.900	1.00
2-Methylnaphthalene	0.500	U	0.276	0.500	1.00
2-Methylphenol	5.00	U	1.70	5.00	10.0
3&4-Methyl Phenol	5.00	U	1.54	5.00	10.0
Nitrobenzene	5.00	U	1.97	5.00	10.0
n-Nitrosodiphenylamine	5.00	U	2.02	5.00	10.0

Method Blank (MB)

(MB) R4324041-2 01/09/26 20:29

Analyte	MB Result ug/l	MB Qualifier	MB DL ug/l	MB LOD ug/l	MB LOQ ug/l
n-Nitrosodi-n-propylamine	5.00	U	2.02	5.00	10.0
Phenanthrene	0.500	U	0.219	0.500	1.00
Benzylbutyl phthalate	1.50	U	1.13	1.50	3.00
Bis(2-Ethylhexyl)phthalate	2.70	U	1.65	2.70	3.00
Di-n-butyl phthalate	1.50	U	0.794	1.50	3.00
Diethyl phthalate	1.50	U	0.861	1.50	3.00
Dimethyl phthalate	1.50	U	0.772	1.50	3.00
Di-n-octyl phthalate	1.50	U	1.33	1.50	3.00
Pyrene	0.500	U	0.259	0.500	1.00
4-Chloro-3-methylphenol	5.00	U	2.28	5.00	10.0
2-Chlorophenol	5.00	U	2.11	5.00	10.0
2,4-Dichlorophenol	5.00	U	2.41	5.00	10.0
2,4-Dimethylphenol	5.00	U	4.33	5.00	10.0
4,6-Dinitro-2-methylphenol	5.00	U	3.49	5.00	10.0
2,4-Dinitrophenol	9.00	U	5.71	9.00	10.0
2-Nitrophenol	5.00	U	2.60	5.00	10.0
2-Nitroaniline	5.00	U	2.36	5.00	10.0
3-Nitroaniline	5.00	U	1.20	5.00	10.0
4-Chloroaniline	9.00	U	5.06	9.00	10.0
4-Nitroaniline	5.00	U	2.11	5.00	10.0
4-Nitrophenol	9.00	U	7.55	9.00	10.0
Pentachlorophenol	5.00	U	0.708	5.00	10.0
Phenol	5.00	U	0.757	5.00	10.0
2,4,6-Trichlorophenol	5.00	U	2.38	5.00	10.0
2,4,5-Trichlorophenol	5.00	U	2.70	5.00	10.0
1,2,4,5-Tetrachlorobenzene	5.00	U	2.43	5.00	10.0
(S) 2-Fluorophenol	*35.3*				*19.0-119*
(S) Phenol-d5	*22.6*				*10.0-120*
(S) Nitrobenzene-d5	*51.9*				*44.0-120*
(S) 2-Fluorobiphenyl	*52.6*				*44.0-119*
(S) 2,4,6-Tribromophenol	*33.5*	J2			*43.0-140*
(S) p-Terphenyl-d14	*75.2*				*50.0-134*

Laboratory Control Sample (LCS)

(LCS) R4324041-1 01/09/26 20:08

Analyte	Spike Amount ug/l	LCS Result ug/l	LCS Rec. %	Rec. Limits %	LCS Qualifier
Acenaphthene	50.0	19.9	39.8	47.0-122	J4
Acenaphthylene	50.0	22.2	44.4	41.0-130	
Acetophenone	50.0	20.3	40.6	46.0-118	J4
Anthracene	50.0	33.4	66.8	57.0-123	
Atrazine	50.0	35.4	70.8	44.0-142	
Benzaldehyde	50.0	36.9	73.8	10.0-160	
Benzo(a)anthracene	50.0	35.8	71.6	58.0-125	
Benzo(b)fluoranthene	50.0	35.1	70.2	53.0-131	
Benzo(k)fluoranthene	50.0	38.2	76.4	57.0-129	
Benzo(g,h,i)perylene	50.0	34.2	68.4	50.0-134	
Benzo(a)pyrene	50.0	31.3	62.6	54.0-128	
Biphenyl	50.0	20.1	40.2	49.0-115	J4
Bis(2-chlorethoxy)methane	50.0	18.2	36.4	48.0-120	J4
Bis(2-chloroethyl)ether	50.0	19.1	38.2	43.0-118	J4
2,2-Oxybis(1-Chloropropane)	50.0	19.4	38.8	28.0-120	
4-Bromophenyl-phenylether	50.0	26.6	53.2	55.0-124	J4
2-Chloronaphthalene	50.0	19.1	38.2	40.0-116	J4
4-Chlorophenyl-phenylether	50.0	22.9	45.8	53.0-121	J4
Caprolactam	50.0	14.3	28.6	10.0-120	
Carbazole	50.0	39.3	78.6	60.0-122	
Chrysene	50.0	35.4	70.8	59.0-123	
Dibenz(a,h)anthracene	50.0	33.5	67.0	51.0-134	
Dibenzofuran	50.0	21.2	42.4	53.0-118	J4
3,3-Dichlorobenzidine	100	64.8	64.8	27.0-129	
2,4-Dinitrotoluene	50.0	30.9	61.8	57.0-128	
2,6-Dinitrotoluene	50.0	26.4	52.8	57.0-124	J4
Fluoranthene	50.0	36.6	73.2	57.0-128	
Fluorene	50.0	23.5	47.0	52.0-124	J4
Hexachlorobenzene	50.0	27.2	54.4	53.0-125	
Hexachloro-1,3-butadiene	50.0	13.5	27.0	22.0-124	
Hexachlorocyclopentadiene	50.0	9.41	18.8	15.0-120	J
Hexachloroethane	50.0	18.2	36.4	21.0-115	
Indeno(1,2,3-cd)pyrene	50.0	32.5	65.0	52.0-134	
Isophorone	50.0	19.3	38.6	42.0-124	J4
Naphthalene	50.0	16.6	33.2	40.0-121	J4
2-Methylnaphthalene	50.0	18.8	37.6	40.0-121	J4
2-Methylphenol	50.0	19.8	39.6	30.0-117	
3&4-Methyl Phenol	50.0	22.8	45.6	29.0-110	
Nitrobenzene	50.0	16.2	32.4	45.0-121	J4
n-Nitrosodiphenylamine	50.0	27.7	55.4	51.0-123	

Laboratory Control Sample (LCS)

(LCS) R4324041-1 01/09/26 20:08

Analyte	Spike Amount ug/l	LCS Result ug/l	LCS Rec. %	Rec. Limits %	LCS Qualifier
n-Nitrosodi-n-propylamine	50.0	21.3	42.6	49.0-119	J4
Phenanthrene	50.0	32.0	64.0	59.0-120	
Benzylbutyl phthalate	50.0	36.7	73.4	53.0-134	
Bis(2-Ethylhexyl)phthalate	50.0	36.7	73.4	55.0-135	
Di-n-butyl phthalate	50.0	39.8	79.6	59.0-127	
Diethyl phthalate	50.0	36.6	73.2	56.0-125	
Dimethyl phthalate	50.0	33.2	66.4	45.0-127	
Di-n-octyl phthalate	50.0	35.2	70.4	51.0-140	
Pyrene	50.0	35.1	70.2	57.0-126	
4-Chloro-3-methylphenol	50.0	30.2	60.4	52.0-119	
2-Chlorophenol	50.0	19.4	38.8	38.0-117	
2,4-Dichlorophenol	50.0	20.6	41.2	47.0-121	J4
2,4-Dimethylphenol	50.0	23.3	46.6	31.0-124	
4,6-Dinitro-2-methylphenol	50.0	31.4	62.8	44.0-137	
2,4-Dinitrophenol	50.0	28.2	56.4	23.0-143	
2-Nitrophenol	50.0	20.1	40.2	47.0-123	J4
2-Nitroaniline	50.0	29.1	58.2	55.0-127	
3-Nitroaniline	50.0	37.7	75.4	41.0-128	
4-Chloroaniline	50.0	22.3	44.6	33.0-117	
4-Nitroaniline	50.0	39.1	78.2	18.0-160	
4-Nitrophenol	50.0	15.4	30.8	10.0-120	
Pentachlorophenol	50.0	19.9	39.8	35.0-138	
Phenol	50.0	10.6	21.2	10.0-120	
2,4,6-Trichlorophenol	50.0	23.1	46.2	50.0-125	J4
2,4,5-Trichlorophenol	50.0	27.7	55.4	53.0-123	
1,2,4,5-Tetrachlorobenzene	50.0	18.0	36.0	35.0-121	
(S) 2-Fluorophenol			*28.7*	*19.0-119*	
(S) Phenol-d5			*21.7*	*10.0-120*	
(S) Nitrobenzene-d5			*35.0*	*44.0-120*	J2
(S) 2-Fluorobiphenyl			*39.0*	*44.0-119*	J2
(S) 2,4,6-Tribromophenol			*55.5*	*43.0-140*	
(S) p-Terphenyl-d14			*70.3*	*50.0-134*	

Method Blank (MB)

(MB) R4324624-2 01/13/26 21:04

Analyte	MB Result mg/l	MB Qualifier	MB DL mg/l	MB LOD mg/l	MB LOQ mg/l
1,4-Dichlorobenzene	0.0500	U	0.000401	0.0500	0.100
2,4-Dinitrotoluene	0.0500	U	0.00165	0.0500	0.100
Hexachlorobenzene	0.0500	U	0.000341	0.0500	0.100
Hexachloro-1,3-butadiene	0.0500	U	0.000329	0.0500	0.100
Hexachloroethane	0.0500	U	0.000365	0.0500	0.100
Nitrobenzene	0.0500	U	0.000367	0.0500	0.100
Pyridine	0.0500	U	0.00137	0.0500	0.100
3&4-Methyl Phenol	0.0500	U	0.0333	0.0500	0.100
2-Methylphenol	0.0500	U	0.00312	0.0500	0.100
Pentachlorophenol	0.0500	U	0.00313	0.0500	0.100
2,4,5-Trichlorophenol	0.0500	U	0.0333	0.0500	0.100
2,4,6-Trichlorophenol	0.0500	U	0.0333	0.0500	0.100
(S) 2-Fluorophenol	*40.0*				*19.0-119*
(S) Phenol-d5	*25.1*				*10.0-120*
(S) Nitrobenzene-d5	*62.8*				*44.0-120*
(S) 2-Fluorobiphenyl	*68.8*				*44.0-119*
(S) 2,4,6-Tribromophenol	*47.8*				*43.0-140*
(S) p-Terphenyl-d14	*79.3*				*50.0-134*

Laboratory Control Sample (LCS)

(LCS) R4324624-1 01/13/26 20:42

Analyte	Spike Amount mg/l	LCS Result mg/l	LCS Rec. %	Rec. Limits %	LCS Qualifier
1,4-Dichlorobenzene	0.500	0.298	59.6	29.0-112	
2,4-Dinitrotoluene	0.500	0.373	74.6	57.0-128	
Hexachlorobenzene	0.500	0.352	70.4	53.0-125	
Hexachloro-1,3-butadiene	0.500	0.219	43.8	22.0-124	
Hexachloroethane	0.500	0.270	54.0	21.0-115	
Nitrobenzene	0.500	0.275	55.0	45.0-121	
Pyridine	0.500	0.0523	10.5	10.0-120	J
3&4-Methyl Phenol	0.500	0.251	50.2	29.0-110	
2-Methylphenol	0.500	0.232	46.4	30.0-117	
Pentachlorophenol	0.500	0.272	54.4	35.0-138	
2,4,5-Trichlorophenol	0.500	0.366	73.2	53.0-123	
2,4,6-Trichlorophenol	0.500	0.340	68.0	50.0-125	
(S) 2-Fluorophenol			*38.4*	*19.0-119*	
(S) Phenol-d5			*26.9*	*10.0-120*	
(S) Nitrobenzene-d5			*61.8*	*44.0-120*	

Laboratory Control Sample (LCS)

(LCS) R4324624-1 01/13/26 20:42

Analyte	Spike Amount mg/l	LCS Result mg/l	LCS Rec. %	Rec. Limits %	LCS Qualifier
(S) 2-Fluorobiphenyl			*68.8*	*44.0-119*	
(S) 2,4,6-Tribromophenol			*61.0*	*43.0-140*	
(S) p-Terphenyl-d14			*78.5*	*50.0-134*	

L1933550-02 Original Sample (OS) • Matrix Spike (MS) • Matrix Spike Duplicate (MSD)

(OS) L1933550-02 01/14/26 04:20 • (MS) R4324624-3 01/14/26 04:41 • (MSD) R4324624-4 01/14/26 05:03

Analyte	Spike Amount mg/l	Original Result mg/l	MS Result mg/l	MSD Result mg/l	MS Rec. %	MSD Rec. %	Dilution	Rec. Limits %	MS Qualifier	MSD Qualifier	RPD %	RPD Limits %
1,4-Dichlorobenzene	0.500	ND	0.301	0.244	60.2	48.8	1	29.0-112			20.9	30
2,4-Dinitrotoluene	0.500	ND	0.421	0.423	84.2	84.6	1	57.0-128			0.474	30
Hexachlorobenzene	0.500	ND	0.360	0.379	72.0	75.8	1	53.0-125			5.14	30
Hexachloro-1,3-butadiene	0.500	ND	0.210	0.182	42.0	36.4	1	22.0-124			14.3	30
Hexachloroethane	0.500	ND	0.270	0.231	54.0	46.2	1	21.0-115			15.6	30
Nitrobenzene	0.500	ND	0.276	0.240	55.2	48.0	1	45.0-121			14.0	30
Pyridine	0.500	ND	0.173	0.115	34.6	23.0	1	13.5-58.9		J3	40.3	30
3&4-Methyl Phenol	0.500	ND	0.259	0.247	51.8	49.4	1	29.0-110			4.74	30
2-Methylphenol	0.500	ND	0.240	0.215	48.0	43.0	1	30.0-117			11.0	30
Pentachlorophenol	0.500	ND	0.283	0.298	56.6	59.6	1	35.0-138			5.16	30
2,4,5-Trichlorophenol	0.500	ND	0.363	0.399	72.6	79.8	1	53.0-123			9.45	30
2,4,6-Trichlorophenol	0.500	ND	0.332	0.357	66.4	71.4	1	50.0-125			7.26	30
(S) 2-Fluorophenol					*33.0*	*30.4*		*19.0-119*				
(S) Phenol-d5					*27.9*	*23.7*		*10.0-120*				
(S) Nitrobenzene-d5					*57.1*	*50.3*		*44.0-120*				
(S) 2-Fluorobiphenyl					*65.3*	*64.4*		*44.0-119*				
(S) 2,4,6-Tribromophenol					*63.0*	*71.0*		*43.0-140*				
(S) p-Terphenyl-d14					*85.4*	*81.4*		*50.0-134*				

1 Cp
2 Tc
3 Ss
4 Cn
5 Sr
6 Qc
7 Gl
8 Al
9 Sc

Guide to Reading and Understanding Your Laboratory Report

The information below is designed to better explain the various terms used in your report of analytical results from the Laboratory. This is not intended as a comprehensive explanation, and if you have additional questions please contact your project representative.

Results Disclaimer - Information that may be provided by the customer, and contained within this report, include Permit Limits, Project Name, Sample ID, Sample Matrix, Sample Preservation, Field Blanks, Field Spikes, Field Duplicates, On-Site Data, Sampling Collection Dates/Times, and Sampling Location. Results relate to the accuracy of this information provided, and as the samples are received.

Abbreviations and Definitions

(dry)	Results are reported based on the dry weight of the sample. [this will only be present on a dry report basis for soils].
DL	Detection Limit.
DL (dry)	Detection Limit.
LOD (dry)	Limit of Detection.
LOD	Limit of Detection.
LOQ	Limit of Quantitation.
ND	Not detected at the Reporting Limit (or DL where applicable).
LOQ (dry)	Limit of Quantitation.
Rec.	Recovery.
RPD	Relative Percent Difference.
SDG	Sample Delivery Group.
(S)	Surrogate (Surrogate Standard) - Analytes added to every blank, sample, Laboratory Control Sample/Duplicate and Matrix Spike/Duplicate; used to evaluate analytical efficiency by measuring recovery. Surrogates are not expected to be detected in all environmental media.
Analyte	The name of the particular compound or analysis performed. Some Analyses and Methods will have multiple analytes reported.
Dilution	If the sample matrix contains an interfering material, the sample preparation volume or weight values differ from the standard, or if concentrations of analytes in the sample are higher than the highest limit of concentration that the laboratory can accurately report, the sample may be diluted for analysis. If a value different than 1 is used in this field, the result reported has already been corrected for this factor.
Limits	These are the target % recovery ranges or % difference value that the laboratory has historically determined as normal for the method and analyte being reported. Successful QC Sample analysis will target all analytes recovered or duplicated within these ranges.
Original Sample	The non-spiked sample in the prep batch used to determine the Relative Percent Difference (RPD) from a quality control sample. The Original Sample may not be included within the reported SDG.
Qualifier	This column provides a letter and/or number designation that corresponds to additional information concerning the result reported. If a Qualifier is present, a definition per Qualifier is provided within the Glossary and Definitions page and potentially a discussion of possible implications of the Qualifier in the Case Narrative if applicable.
Result	The actual analytical final result (corrected for any sample specific characteristics) reported for your sample. If there was no measurable result returned for a specific analyte, the result in this column may state “ND” (Not Detected) or “BDL” (Below Detectable Levels). The information in the results column should always be accompanied by either an MDL (Method Detection Limit) or RDL (Reporting Detection Limit) that defines the lowest value that the laboratory could detect or report for this analyte.
Uncertainty (Radiochemistry)	Confidence level of 2 sigma.
Case Narrative (Cn)	A brief discussion about the included sample results, including a discussion of any non-conformances to protocol observed either at sample receipt by the laboratory from the field or during the analytical process. If present, there will be a section in the Case Narrative to discuss the meaning of any data qualifiers used in the report.
Quality Control Summary (Qc)	This section of the report includes the results of the laboratory quality control analyses required by procedure or analytical methods to assist in evaluating the validity of the results reported for your samples. These analyses are not being performed on your samples typically, but on laboratory generated material.
Sample Chain of Custody (Sc)	This is the document created in the field when your samples were initially collected. This is used to verify the time and date of collection, the person collecting the samples, and the analyses that the laboratory is requested to perform. This chain of custody also documents all persons (excluding commercial shippers) that have had control or possession of the samples from the time of collection until delivery to the laboratory for analysis.
Sample Results (Sr)	This section of your report will provide the results of all testing performed on your samples. These results are provided by sample ID and are separated by the analyses performed on each sample. The header line of each analysis section for each sample will provide the name and method number for the analysis reported.
Sample Summary (Ss)	This section of the Analytical Report defines the specific analyses performed for each sample ID, including the dates and times of preparation and/or analysis.
U (Radiochemistry)	Result + Error < MDA.
J (Radiochemistry)	Result < MDA; Result + Error > MDA.

Qualifier	Description
B	The same analyte is found in the associated blank.
C3	The reported concentration is an estimate. The continuing calibration standard associated with this data responded low. Method sensitivity check is acceptable.
C7	The initial calibration verification standard (SSCV) associated with this data responded high.
J	The identification of the analyte is acceptable; the reported value is an estimate.
J2	Surrogate recovery limits have been exceeded; values are outside lower control limits.

GLOSSARY OF TERMS

Qualifier	Description
J3	The associated batch QC was outside the established quality control range for precision.
J4	The associated batch QC was outside the established quality control range for accuracy.
J5	The sample matrix interfered with the ability to make any accurate determination; spike value is high.
U	Below Detectable Limits: Indicates that the analyte was not detected.
V	The sample concentration is too high to evaluate accurate spike recoveries.

Pace Analytical National 12065 Lebanon Rd Mount Juliet, TN 37122

Alabama	40660	Nebraska	NE-OS-15-05
Alaska	17-026	Nevada	TN000032021-1
Arizona	AZ0612	New Hampshire	2975
Arkansas	88-0469	New Jersey–NELAP	TN002
California	2932	New Mexico [1]	TN00003
Colorado	TN00003	New York	11742
Connecticut	PH-0197	North Carolina	Env375
Florida	E87487	North Carolina [1]	DW21704
Georgia	NELAP	North Carolina [3]	41
Georgia [1]	923	North Dakota	R-140
Idaho	TN00003	Ohio–VAP	CL0069
Illinois	200008	Oklahoma	9915
Indiana	C-TN-01	Oregon	TN200002
Iowa	364	Pennsylvania	68-02979
Kansas	E-10277	Rhode Island	LAO000356
Kentucky [1 6]	KY90010	South Carolina	84004002
Kentucky [2]	16	South Dakota	n/a
Louisiana	AI30792	Tennessee [1 4]	2006
Louisiana	LA018	Texas	T104704245-20-18
Maine	TN00003	Texas [5]	LAB0152
Maryland	324	Utah	TN000032021-11
Massachusetts	M-TN003	Vermont	VT2006
Michigan	9958	Virginia	110033
Minnesota	047-999-395	Washington	C847
Mississippi	TN00003	West Virginia	233
Missouri	340	Wisconsin	998093910
Montana	CERT0086	Wyoming	A2LA
A2LA – ISO 17025	1461.01	AIHA-LAP,LLC EMLAP	100789
A2LA – ISO 17025 [5]	1461.02	DOD	1461.01
Canada	1461.01	USDA	P330-15-00234
EPA–Crypto	TN00003		

[1] Drinking Water [2] Underground Storage Tanks [3] Aquatic Toxicity [4] Chemical/Microbiological [5] Mold [6] Wastewater n/a Accreditation not applicable

* Not all certifications held by the laboratory are applicable to the results reported in the attached report.

* Accreditation is only applicable to the test methods specified on each scope of accreditation held by Pace Analytical.

Company Name/Address:
Terracon - Wilmington, NC
2108 Capital Drive
Suite 103
Wilmington, NC 28405

Billing Information:
Accounts Payable
2108 Capital Drive
Suite 103
Wilmington, NC 28405

Report to: Danielle Foster

Email To: danielle.foster@terracon.com;nick.lin

Project Description: MCAS Cherry Point

City/State Collected: Havelock, NC

Please Circle: PT MT CT ET

Phone: 910-229-8597

Client Project # K625P194

Lab Project # TERRACWNC-CHERRY POI

Collected by (print): Baylee Kurtz

Site/Facility ID # MCAS CP

P.O. # —

Collected by (signature): Baylee Kurtz

Immediately Packed on Ice N ___ Y X

Rush? (Lab MUST Be Notified)
___ Same Day ___ Five Day
___ Next Day ___ 5 Day (Rad Only)
___ Two Day X 10 Day (Rad Only)
___ Three Day

Quote # —

Date Results Needed: Standard

Pres Chk: 9

Analysis / Container / Preservative

Chain of Custody Page 1 of 1

Pace — PEOPLE ADVANCING SCIENCE
12065 Lebanon Rd Mount Juliet, TN 37122
Phone: 615-758-5858 Alt: 800-767-5859

Submitting a sample via this chain of custody constitutes acknowledgment and acceptance of the Pace Terms and Conditions found at: https://info.pacelabs.com/hubfs/pas-standard-terms.pdf

SDG # L1933573

T G043

Acctnum: TERRACWNC
Template: T286010
Prelogin: P1197574
PM: Heather Wagner
PB:
Shipped Via:

Sample ID	Comp/Grab	Matrix*	Depth	Date	Time	No. of Cntrs	DOD 6010 TAL Metals	DOD RCI	DOD8270TCL	DODDRO	DODPaint Filter	DODGRO	DODV8260BTEX	DODV8260TCL	DOD PFAS 1633	DOD Full TCLP+TCLP PCB	Remarks	Sample # (lab only)
CP-P292-S2-SPT-04	G	GW	—	01-5-26	1:45	13	X		X	X		X		X	X		—	-01
CP-P292-S1-SPT-07	G	GW	—	01-5-26	11:45	13	X		X	X		X		X	X		—	-02
CP-P292-S2-SPT-04	Comp.	S	1-6	01-5-26	2:45	4				X		X			X	X	—	-03,04
CP-P292-S2-SPT-02	Comp	S	1-6	01-5-26	4:20	4				X		X			X	X	—	-05,06
CP-GW-Field Blank	G	GW	—	01-5-26	8:00	1									X		—	
						56												

* Matrix:
SS - Soil AIR - Air F - Filter
GW - Groundwater B - Bioassay
WW - WasteWater
DW - Drinking Water
OT - Other_____

Remarks:

pH _____ Temp _____
Flow _____ Other _____

Samples returned via: __ UPS __ FedEx __ Courier __ _____

Tracking # 7920 9188 7855

Sample Receipt Checklist
COC Seal Present/Intact: __NP ✓Y __N
COC Signed/Accurate: ✓Y __N
Bottles arrive intact: ✓Y __N
Correct bottles used: ✓Y __N
Sufficient volume sent: ✓Y __N
If Applicable
VOA Zero Headspace: ✓Y __N
Preservation Correct/Checked: ✓Y __N
RAD Screen <0.5 mR/hr: ✓Y __N

Relinquished by : (Signature)	Date:	Time:	Received by: (Signature)	Trip Blank Received: Yes / No (HCL) / MeoH TBR	
Relinquished by : (Signature)	Date:	Time:	Received by: (Signature)	Temp: °C Bottles Received: TLA 2.7+0=2.7 35	If preservation required by Login: Date/Time
Relinquished by : (Signature)	Date:	Time:	Received for lab by: (Signature) Sabrina Dh	Date: 1/8/26 Time: 9:00	Hold: Condition: NCF / OK

ANALYTICAL REPORT

January 26, 2026

Terracon - Wilmington, NC

Sample Delivery Group:	L1933574
Samples Received:	01/08/2026
Project Number:	K625P194
Description:	MCAS Cherry Point
Site:	MCAS CP
Report To:	Danielle Foster 2108 Capital Drive Suite 103 Wilmington, NC 28405

Entire Report Reviewed By:

Heather J Wagner
Project Manager

Results relate only to the items tested or calibrated and are reported as rounded values. This test report shall not be reproduced, except in full, without written approval of the laboratory. Where applicable, sampling conducted by Pace Analytical National is performed per guidance provided in laboratory standard operating procedures ENV-SOP-MTJL-0067 and ENV-SOP-MTJL-0068. Where sampling conducted by the customer, results relate to the accuracy of the information provided, and as the samples are received.

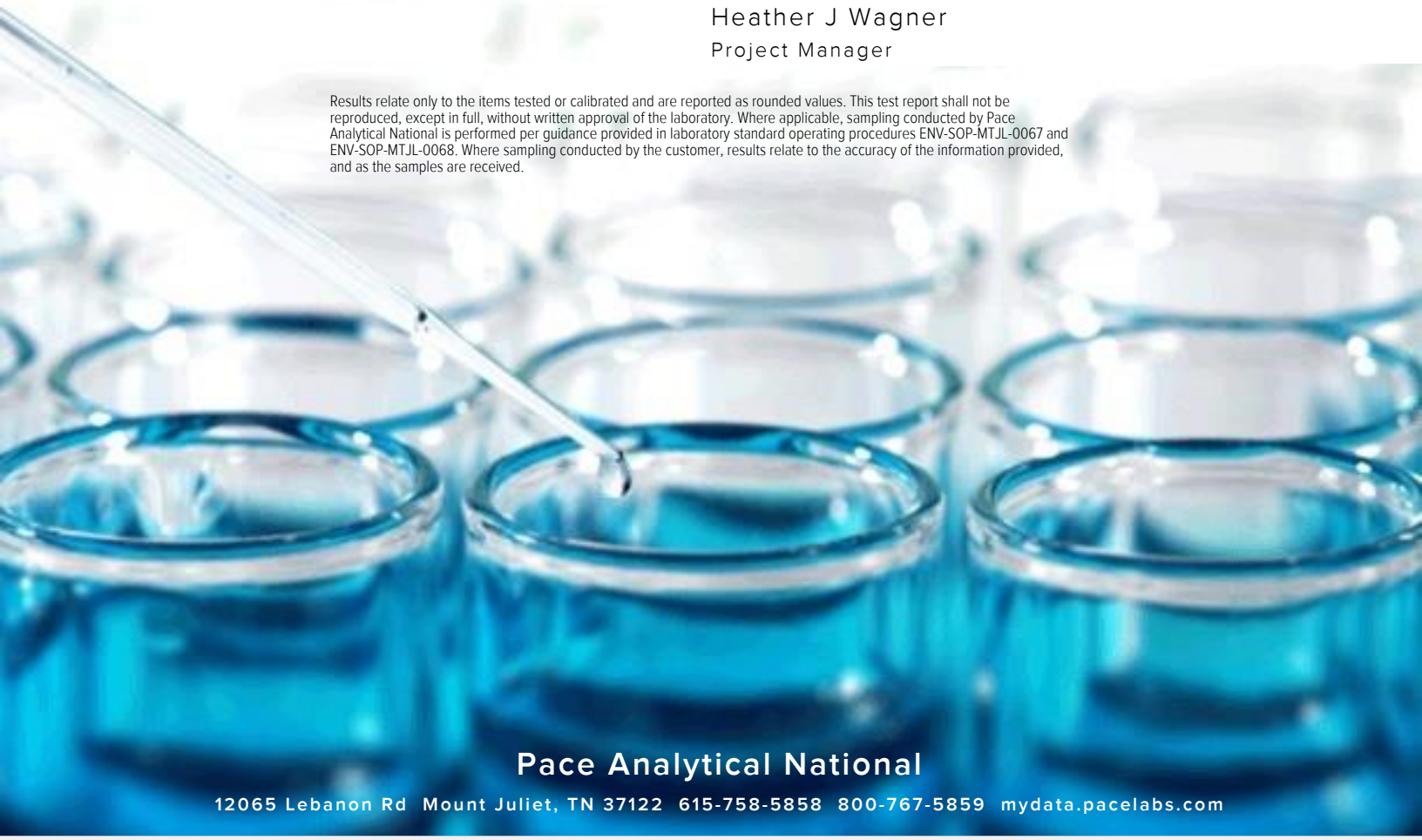

Pace Analytical National

12065 Lebanon Rd Mount Juliet, TN 37122 615-758-5858 800-767-5859 mydata.pacelabs.com

TABLE OF CONTENTS

Cp: Cover Page	1
Tc: Table of Contents	2
Ss: Sample Summary	3
Cn: Case Narrative	4
Gl: Glossary of Terms	5
Al: Accreditations & Locations	6
Sc: Sample Chain of Custody	7

CP-P292-S2-SPT-04 L1933574-01

Collected by: Baylee Kurtz | Collected date/time: 01/05/26 13:45 | Received date/time: 01/08/26 09:00

Method	Batch	Dilution	Preparation date/time	Analysis date/time	Analyst	Location
Subcontracted Analyses	WG2671374	1	01/26/26 00:00	01/26/26 00:00	-	West Columbia, SC 29172

CP-P292-S1-SPT-04 L1933574-02

Collected by: Baylee Kurtz | Collected date/time: 01/05/26 11:45 | Received date/time: 01/08/26 09:00

Method	Batch	Dilution	Preparation date/time	Analysis date/time	Analyst	Location
Subcontracted Analyses	WG2671374	1	01/26/26 00:00	01/26/26 00:00	-	West Columbia, SC 29172

CP-P292-S2-SPT-04 L1933574-03

Collected by: Baylee Kurtz | Collected date/time: 01/05/26 14:45 | Received date/time: 01/08/26 09:00

Method	Batch	Dilution	Preparation date/time	Analysis date/time	Analyst	Location
Subcontracted Analyses	WG2671374	1	01/26/26 00:00	01/26/26 00:00	-	West Columbia, SC 29172

CP-P292-S2-SPT-02 L1933574-04

Collected by: Baylee Kurtz | Collected date/time: 01/05/26 16:20 | Received date/time: 01/08/26 09:00

Method	Batch	Dilution	Preparation date/time	Analysis date/time	Analyst	Location
Subcontracted Analyses	WG2671374	1	01/26/26 00:00	01/26/26 00:00	-	West Columbia, SC 29172

CP-GW-FIELD BLANK L1933574-05

Collected by: Baylee Kurtz | Collected date/time: 01/05/26 08:00 | Received date/time: 01/08/26 09:00

Method	Batch	Dilution	Preparation date/time	Analysis date/time	Analyst	Location
Subcontracted Analyses	WG2671374	1	01/26/26 00:00	01/26/26 00:00	-	West Columbia, SC 29172

1 Cp
2 Tc
3 Ss
4 Cn
5 Gl
6 Al
7 Sc

Unless qualified or notated within the narrative below, all sample aliquots were received at the correct temperature, in the proper containers, with the appropriate preservatives, and within method specified holding times. Where applicable, all MDL (LOD) and RDL (LOQ) values reported for environmental samples have been corrected for the dilution factor used in the analysis. All Method and Batch Quality Control are within established criteria except where addressed in this case narrative, a non-conformance form or properly qualified within the sample results. By my digital signature below, I affirm to the best of my knowledge, all problems/anomalies observed by the laboratory as having the potential to affect the quality of the data have been identified by the laboratory, and no information or data have been knowingly withheld that would affect the quality of the data.

Heather J Wagner
Project Manager

Project Comments

L1933574 -01, -02, -03, -04, -05 contains subout data that is included after the chain of custody.

Guide to Reading and Understanding Your Laboratory Report

The information below is designed to better explain the various terms used in your report of analytical results from the Laboratory. This is not intended as a comprehensive explanation, and if you have additional questions please contact your project representative.

Results Disclaimer - Information that may be provided by the customer, and contained within this report, include Permit Limits, Project Name, Sample ID, Sample Matrix, Sample Preservation, Field Blanks, Field Spikes, Field Duplicates, On-Site Data, Sampling Collection Dates/Times, and Sampling Location. Results relate to the accuracy of this information provided, and as the samples are received.

Abbreviations and Definitions

SDG	Sample Delivery Group.
Uncertainty (Radiochemistry)	Confidence level of 2 sigma.
Case Narrative (Cn)	A brief discussion about the included sample results, including a discussion of any non-conformances to protocol observed either at sample receipt by the laboratory from the field or during the analytical process. If present, there will be a section in the Case Narrative to discuss the meaning of any data qualifiers used in the report.
Quality Control Summary (Qc)	This section of the report includes the results of the laboratory quality control analyses required by procedure or analytical methods to assist in evaluating the validity of the results reported for your samples. These analyses are not being performed on your samples typically, but on laboratory generated material.
Sample Chain of Custody (Sc)	This is the document created in the field when your samples were initially collected. This is used to verify the time and date of collection, the person collecting the samples, and the analyses that the laboratory is requested to perform. This chain of custody also documents all persons (excluding commercial shippers) that have had control or possession of the samples from the time of collection until delivery to the laboratory for analysis.
Sample Results (Sr)	This section of your report will provide the results of all testing performed on your samples. These results are provided by sample ID and are separated by the analyses performed on each sample. The header line of each analysis section for each sample will provide the name and method number for the analysis reported.
Sample Summary (Ss)	This section of the Analytical Report defines the specific analyses performed for each sample ID, including the dates and times of preparation and/or analysis.
U (Radiochemistry)	Result + Error < MDA.
J (Radiochemistry)	Result < MDA; Result + Error > MDA.

Qualifier	Description

The remainder of this page intentionally left blank, there are no qualifiers applied to this SDG.

Pace Analytical National 12065 Lebanon Rd Mount Juliet, TN 37122

Alabama	40660	Nebraska	NE-OS-15-05
Alaska	17-026	Nevada	TN000032021-1
Arizona	AZ0612	New Hampshire	2975
Arkansas	88-0469	New Jersey–NELAP	TN002
California	2932	New Mexico [1]	TN00003
Colorado	TN00003	New York	11742
Connecticut	PH-0197	North Carolina	Env375
Florida	E87487	North Carolina [1]	DW21704
Georgia	NELAP	North Carolina [3]	41
Georgia [1]	923	North Dakota	R-140
Idaho	TN00003	Ohio–VAP	CL0069
Illinois	200008	Oklahoma	9915
Indiana	C-TN-01	Oregon	TN200002
Iowa	364	Pennsylvania	68-02979
Kansas	E-10277	Rhode Island	LAO00356
Kentucky [1 6]	KY90010	South Carolina	84004002
Kentucky [2]	16	South Dakota	n/a
Louisiana	AI30792	Tennessee [1 4]	2006
Louisiana	LA018	Texas	T104704245-20-18
Maine	TN00003	Texas [5]	LAB0152
Maryland	324	Utah	TN000032021-11
Massachusetts	M-TN003	Vermont	VT2006
Michigan	9958	Virginia	110033
Minnesota	047-999-395	Washington	C847
Mississippi	TN00003	West Virginia	233
Missouri	340	Wisconsin	998093910
Montana	CERT0086	Wyoming	A2LA
A2LA – ISO 17025	1461.01	AIHA-LAP,LLC EMLAP	100789
A2LA – ISO 17025 [5]	1461.02	DOD	1461.01
Canada	1461.01	USDA	P330-15-00234
EPA–Crypto	TN00003		

[1] Drinking Water [2] Underground Storage Tanks [3] Aquatic Toxicity [4] Chemical/Microbiological [5] Mold [6] Wastewater n/a Accreditation not applicable

* Not all certifications held by the laboratory are applicable to the results reported in the attached report.

* Accreditation is only applicable to the test methods specified on each scope of accreditation held by Pace Analytical.

Company Name/Address:
Terracon - Wilmington, NC
2108 Capital Drive
Suite 103
Wilmington, NC 28405

Billing Information:
Accounts Payable
2108 Capital Drive
Suite 103
Wilmington, NC 28405

Pres Chk

Report to: Danielle Foster

Email To: danielle.foster@terracon.com;nick.lin

Project Description: MCAS Cherry Point

City/State Collected: Havelock, NC

Please Circle: PT MT CT (ET)

Phone: 910-229-8597

Client Project # K625P194

Lab Project # TERRACWNC-CHERRY POI

Collected by (print): Baylee Kurtz

Site/Facility ID # MCAS CP

P.O. #

Collected by (signature): Baylee Kurtz

Immediately Packed on Ice N ___ Y X

Rush? (Lab MUST Be Notified)
___ Same Day ___ Five Day
___ Next Day ___ 5 Day (Rad Only)
___ Two Day X 10 Day (Rad Only)
___ Three Day

Quote #

Date Results Needed: Standard

Analysis / Container / Preservative

Chain of Custody Page 1 of 1

Pace
PEOPLE ADVANCING SCIENCE
12065 Lebanon Rd Mount Juliet, TN 37122
Phone: 615-758-5858 Alt: 800-767-5859

Submitting a sample via this chain of custody constitutes acknowledgment and acceptance of the Pace Terms and Conditions found at: https://info.pacelabs.com/hubfs/pas-standard-terms.pdf

SDG # L1933574

T G043

Acctnum: TERRACWNC
Template: T286010
Prelogin: P1197574
PM: Heather Wagner
PB:
Shipped Via:

Sample ID	Comp/Grab	Matrix*	Depth	Date	Time	No. of Cntrs	DOD 6010 TAL Metals	DOD RCI	DOD8270TCL	DODDRO	DODPaint Filter	DODGRO	DODV8260BTEX	DODV8260TCL	DOD PFAS 1633	DOD Full TCLP+TCLP PCB	Remarks	Sample # (lab only)
CP-P292-S2-SPT-04	G	GW	—	01-5-26	1:45	13	X		X	X		X		X	X		—	-01
CP-P292-S1-SPT-07	G	GW	—	01-5-26	11:45	13	X		X	X		X		X	X		—	-02
CP-P292-S2-SPT-04	Comp.	S	1-6	01-5-26	2:45	4				X		X			X	X	—	-03
CP-P292-S2-SPT-02	Comp	S	1-6	01-5-26	4:20	4				X		X			X	X	—	-04
CP-GW-Field Blank	G	GW	—	01-5-26	8:00	1									X		—	-05
						56												

* Matrix:
SS - Soil AIR - Air F - Filter
GW - Groundwater B - Bioassay
WW - WasteWater
DW - Drinking Water
OT - Other_____

Remarks:

pH _____ Temp _____
Flow _____ Other _____

Samples returned via:
__ UPS __ FedEx __ Courier __ _____

Tracking # 7920 9188 7855

Sample Receipt Checklist
COC Seal Present/Intact: __NP ✓Y __N
COC Signed/Accurate: ✓Y __N
Bottles arrive intact: ✓Y __N
Correct bottles used: ✓Y __N
Sufficient volume sent: ✓Y __N
If Applicable
VOA Zero Headspace: __Y __N
Preservation Correct/Checked: __Y __N
RAD Screen <0.5 mR/hr: ✓Y __N

Relinquished by : (Signature)	Date:	Time:	Received by: (Signature)	Trip Blank Received: Yes / No HCL / MeoH TBR
				1
Relinquished by : (Signature)	Date:	Time:	Received by: (Signature)	Temp: °C Bottles Received: TLA927+0=27 35
Relinquished by : (Signature)	Date:	Time:	Received for lab by: (Signature) Sabrina Ch	Date: 1/8/26 Time: 9:00

If preservation required by Login: Date/Time

Hold:

Condition: NCF / OK

Report of Analysis

Pace Analytical LLC
12065 Lebanon Rd.
Mt. Juliet, TN 37122
Attention: Jimmy Huckaba

Project Name: L1933574

Project Number: WG2671374

Lot Number:**BA09009**

Date Completed:01/24/2026

01/26/2026 5:27 AM
Approved and released by:
Project Manager II: **Edward Barnett**

The electronic signature above is the equivalent of a handwritten signature.
This report shall not be reproduced, except in its entirety, without the written approval of Pace Analytical Services, LLC.

Pace Analytical Services, LLC (*formerly Shealy Environmental Services, Inc.*)
106 Vantage Point Drive West Columbia, SC 29172
Tel: 803-791-9700 Fax: 803-791-9111 www.pacelabs.com

Case Narrative
Pace Analytical LLC
Lot Number: BA09009

This Report of Analysis contains the analytical result(s) for the sample(s) listed on the Sample Summary following this Case Narrative. The sample receiving date is documented in the header information associated with each sample.

All results listed in this report relate only to the samples that are contained within this report. Where sampling is conducted by the client, results relate to the accuracy of the information provided, and as the samples are received.

Sample receipt, sample analysis, and data review have been performed in accordance with the most current approved The NELAC Institute (TNI) standards, the Pace Analytical Services, LLC ("Pace") Laboratory Quality Manual, standard operating procedures (SOPs), and Pace policies. Additionally, the DoD QSM version 6.0 has been followed for these samples. Any exceptions to the TNI standards, the Laboratory Quality Manual, SOPs, the DoD QSM, or policies are qualified on the results page or discussed below.

Pace - West Columbia is a DOD/DOE accredited laboratory; however, the following subcontract laboratories do not hold DOD/DOE certification: Schnabel Engineering, Bunnell Lammons Engineering (BLE), and Pace - Sheridan Terra (WY). The use of these subcontract laboratories is approved by the customer prior to sample shipment.

Pace is a TNI accredited laboratory; however, the following analyses are currently not listed on our TNI scope accreditation: 11-Chloroeicosafluoro-3-oxaundecane-1-sulfonic acid (11Cl-PF3OUdS), 2H,2H,3H,3H-Perfluorooctanoic acid (5:3FTCA), 3-Perfluoroheptyl propanoic acid (7:3FTCA), 3-Perfluoropropyl propanoic acid (3:3FTCA), 4,8-Dioxa-3H-perfluorononanoic acid (ADONA), 9-Chlorohexadecafluoro-3-oxanonane-1-sulfonic acid (9Cl-PF3ONS), Hexafluoropropylene oxide dimer acid (HFPO-DA), N-ethyl perfluorooctanesulfonamide (NEtFOSA), N-ethyl perfluorooctanesulfonamidoethanol (NEtFOSE), N-methyl perfluorooctanesulfonamide (NMeFOSA), N-methyl perfluorooctanesulfonamidoethanol (NMeFOSE), Nonafluoro-3,6-dioxaheptanoic acid (NFDHA), Perfluoro(2-ethoxyethane)sulfonic acid (PFEESA), Perfluoro-3-methoxypropanoic acid (PFMPA), Perfluoro-4-methoxybutanoic acid (PFMBA), Perfluorododecanesulfonic acid (PFDoS), Perfluoropropanoic acid (PFPrA), 2H-perfluoro-2-octenoic acid (FHUEA), 2H-perfluoro-2-decenoic acid (FOUEA), Lithium Bis(trifluoromethane)sulfonimide (HQ-115) by EPA Method 8327. Perfluoropropanoic acid (PFPrA) and Bis (trifluoromethylsulfonyl)amine (TFSI) by EPA Method 1633.

Manual integration summaries are provided at the end of this report when applicable.

Where applicable, all soil sample results (including LOQ and DL if requested) are corrected for dry weight unless flagged with a "W" qualifier.

PFAS

The following sample was diluted due to the nature of the sample matrix: BA09009-002(MS/MSD). The LOQ has been elevated to reflect the dilution.

BA09009-002 (CP-P292-S1-SPT-07) (Run 1) (Analysis Batch 29249) (Prep Batch 29234) PFAS 1633LV Method List (DOD QSM 6.0) (Refrigerated)

The low-level laboratory control sample (LLCS) for prep batch 29215 exceeded acceptance criteria for the following analytes: 3:3FTCA and 5:3FTCA. These analytes were biased high and were not detected in the samples affected: BA09009-001, BA09009-005.

BA09009-001 (CP-P292-S2-SPT-04) (Run 1) (Analysis Batch 29245) (Prep Batch 29215) PFAS 1633LV Method List (DOD QSM 6.0) (Refrigerated)
BA09009-005 (CP-GW-FIELD BLANK) (Run 1) (Analysis Batch 29245) (Prep Batch 29215) PFAS 1633LV Method List (DOD QSM 6.0) (Refrigerated)

The CCB associated with analytical batch 29245 contained EIS: PFPrA, PFOS, PFTeDA, MeFOSE, EtFOSE greater than method criteria. The following samples were affected: BA09009-001, BA09009-005. The data has been reported. The EIS failed high but the associated target analytes were ND.

BA09009-001 (CP-P292-S2-SPT-04) (Run 1) (Analysis Batch 29245) (Prep Batch 29215) PFAS 1633LV Method List (DOD QSM 6.0) (Refrigerated)
BA09009-005 (CP-GW-FIELD BLANK) (Run 1) (Analysis Batch 29245) (Prep Batch 29215) PFAS 1633LV Method List (DOD QSM 6.0) (Refrigerated)

EIS recovery (PFTeDA, PFUnA, PFDA, NEtFOSAA, PFOS, NEtFOSE) for the instrument blanks associated with following samples was outside the upper control limit: BA09009-003, BA09009-004. The instrument blanks did not contain any target analytes; therefore, re-extraction and/or re-analysis was not performed. EIS recovery (8:2 FTS) for CCV associated with following samples was outside the upper control limit: BA09009-003, BA09009-004. The CCV recovered within acceptance criteria for all affected target analytes; therefore, re-extraction and/or re-analysis was not performed.

BA09009-003 (CP-P292-S2-SPT-04) (Run 1) (Analysis Batch 29274) (Prep Batch 29241) PFAS 1633LV Method List (DOD QSM 6.0)
BA09009-004 (CP-P292-S2-SPT-02) (Run 1) (Analysis Batch 29274) (Prep Batch 29241) PFAS 1633LV Method List (DOD QSM 6.0)

Surrogate recovery for the CCB associated with the following sample was outside the upper control limit: BA09009-002 for EIS PFTeDA. The CCB did not contain any target analytes; therefore, re-extraction and/or re-analysis was not performed.

BA09009-002 (CP-P292-S1-SPT-07) (Run 1) (Analysis Batch 29249) (Prep Batch 29234) PFAS 1633LV Method List (DOD QSM 6.0) (Refrigerated)

Sample Summary
Pace Analytical LLC
Lot Number: BA09009

Sample Number	Sample ID	Matrix	Date Sampled	Date Received
001	CP-P292-S2-SPT-04	Aqueous	01/05/2026 1345	01/09/2026
002	CP-P292-S1-SPT-04	Aqueous	01/05/2026 1145	01/09/2026
003	CP-P292-S2-SPT-04	Solid	01/05/2026 1445	01/09/2026
004	CP-P292-S2-SPT-02	Solid	01/05/2026 1620	01/09/2026
005	CP-GW-FIELD BLANK	Aqueous	01/05/2026 0800	01/09/2026

(5 samples)

Detection Summary
Pace Analytical LLC
Lot Number: BA09009

Sample	Sample ID	Matrix	Parameter	Method	Result	Q	Units	Page
001	CP-P292-S2-SPT-04	Aqueous	trifluoromethylsulfonyla	1633	0.79	JM-03	ng/L	6
001	CP-P292-S2-SPT-04	Aqueous	8:2FTS	1633	8.3		ng/L	6
001	CP-P292-S2-SPT-04	Aqueous	6:2FTS	1633	12	M-03	ng/L	6
001	CP-P292-S2-SPT-04	Aqueous	PFBS	1633	49		ng/L	6
001	CP-P292-S2-SPT-04	Aqueous	PFBA	1633	50	M-03	ng/L	6
001	CP-P292-S2-SPT-04	Aqueous	PFDA	1633	0.43	JM-03	ng/L	6
001	CP-P292-S2-SPT-04	Aqueous	PFHpS	1633	8.5		ng/L	6
001	CP-P292-S2-SPT-04	Aqueous	PFHpA	1633	43		ng/L	6
001	CP-P292-S2-SPT-04	Aqueous	PFHxS	1633	350		ng/L	6
001	CP-P292-S2-SPT-04	Aqueous	PFHxA	1633	140		ng/L	6
001	CP-P292-S2-SPT-04	Aqueous	PFNA	1633	4.9	M-03	ng/L	6
001	CP-P292-S2-SPT-04	Aqueous	PFOSA	1633	1.4	M-03	ng/L	6
001	CP-P292-S2-SPT-04	Aqueous	PFOS	1633	430	M-03	ng/L	6
001	CP-P292-S2-SPT-04	Aqueous	PFOA	1633	140		ng/L	6
001	CP-P292-S2-SPT-04	Aqueous	PFPeS	1633	24		ng/L	6
001	CP-P292-S2-SPT-04	Aqueous	PFPeA	1633	110	M-03	ng/L	6
001	CP-P292-S2-SPT-04	Aqueous	PFPrA	1633	34		ng/L	6
002	CP-P292-S1-SPT-04	Aqueous	PFBA	1633	6.1	J	ng/L	8
002	CP-P292-S1-SPT-04	Aqueous	PFHpS	1633	3.5	JM-03	ng/L	8
002	CP-P292-S1-SPT-04	Aqueous	PFHpA	1633	3.7	JM-03	ng/L	8
002	CP-P292-S1-SPT-04	Aqueous	PFHxS	1633	11		ng/L	8
002	CP-P292-S1-SPT-04	Aqueous	PFHxA	1633	3.3	JM-03	ng/L	8
002	CP-P292-S1-SPT-04	Aqueous	PFOS	1633	250	M-03	ng/L	8
002	CP-P292-S1-SPT-04	Aqueous	PFOA	1633	21	M-03	ng/L	8
002	CP-P292-S1-SPT-04	Aqueous	PFPeA	1633	2.7	JM-03	ng/L	8
003	CP-P292-S2-SPT-04	Solid	PFDA	1633	0.15	JM-03	ng/g	10
003	CP-P292-S2-SPT-04	Solid	PFHpA	1633	0.064	JM-03	ng/g	10
003	CP-P292-S2-SPT-04	Solid	PFHxA	1633	0.076	JM-03	ng/g	10
003	CP-P292-S2-SPT-04	Solid	PFOS	1633	0.30	M-03	ng/g	10
003	CP-P292-S2-SPT-04	Solid	PFOA	1633	1.2	M-03	ng/g	10
004	CP-P292-S2-SPT-02	Solid	PFDA	1633	0.37	M-03	ng/g	12
004	CP-P292-S2-SPT-02	Solid	PFHpA	1633	0.11	JM-03	ng/g	12
004	CP-P292-S2-SPT-02	Solid	PFHxA	1633	0.11	JM-03	ng/g	12
004	CP-P292-S2-SPT-02	Solid	PFNA	1633	0.12	JM-03	ng/g	12
004	CP-P292-S2-SPT-02	Solid	PFOS	1633	0.98	M-03	ng/g	12
004	CP-P292-S2-SPT-02	Solid	PFOA	1633	2.3	M-03	ng/g	12
005	CP-GW-FIELD BLANK	Aqueous	PFOS	1633	0.52	JM-03	ng/L	14
005	CP-GW-FIELD BLANK	Aqueous	PFPrA	1633	240	M-03	ng/L	14

(38 detections)

PFAS by LC/MS/MS

Client: **Pace Analytical LLC** | Laboratory ID: **BA09009-001**

Description: **CP-P292-S2-SPT-04** | Matrix: **Aqueous**

Date Sampled: **01/05/2026 1345**

Date Received: **01/09/2026**

Run	Prep Method	Analytical Method	Dilution	Analysis Date	Analyst	Prep Date	Batch
1	1633	1633	1	01/15/2026 1714	ERL	01/12/2026 0952	29215

Parameter	CAS Number	Analytical Method	Result	Q	LOQ	LOD	DL	Units	Run
Bis(trifluoromethylsulfonyl)amine (TFSI)	**82113-65-3**	**1633**	**0.79**	**JM-03**	**2.8**	**1.4**	**0.44**	**ng/L**	**1**
11-chloroeicosafluoro-3-oxaundecane-1-sulfonic acid (11Cl-PF3...)	763051-92-9	1633	2.6	U	5.6	2.6	0.82	ng/L	1
9-Chlorohexadecafluoro-3-oxanonane-1-sulfonic acid (9Cl-PF3ONS)	756426-58-1	1633	2.6	U	5.6	2.6	0.92	ng/L	1
4,8-Dioxa-3H-perfluorononanoic acid (ADONA)	919005-14-4	1633	2.6	U	5.6	2.6	0.89	ng/L	1
1H,1H,2H,2H-Perfluorodecane sulfonic acid (8:2FTS)	**39108-34-4**	**1633**	**8.3**		**5.6**	**2.7**	**2.2**	**ng/L**	**1**
1H,1H,2H,2H-Perfluorohexane sulfonic acid (4:2FTS)	757124-72-4	1633	2.6	U	5.6	2.6	1.5	ng/L	1
1H,1H,2H,2H-Perfluorooctane sulfonic acid (6:2FTS)	**27619-97-2**	**1633**	**12**	**M-03**	**5.6**	**2.6**	**1.8**	**ng/L**	**1**
2H,2H,3H,3H-Perfluorooctanoic acid (5:3FTCA)	914637-49-3	1633	18	UL	35	18	5.8	ng/L	1
Hexafluoropropylene oxide dimer acid (HFPO-DA)	13252-13-6	1633	2.8	U	5.6	2.8	1.0	ng/L	1
N-ethyl perfluorooctanesulfonamide (NEtFOSA)	4151-50-2	1633	0.70	U	1.4	0.70	0.39	ng/L	1
N-ethyl perfluorooctanesulfonamidoacetic acid (NEtFOSAA)	2991-50-6	1633	1.1	U	1.4	1.1	0.81	ng/L	1
N-ethyl perfluorooctanesulfonamidoethanol (NEtFOSE)	1691-99-2	1633	7.0	U	14	7.0	2.6	ng/L	1
N-methyl perfluorooctanesulfonamide (NMeFOSA)	31506-32-8	1633	0.70	U	1.4	0.70	0.26	ng/L	1
N-methyl perfluorooctanesulfonamidoacetic acid (NMeFOSAA)	2355-31-9	1633	0.70	U	1.4	0.70	0.26	ng/L	1
N-methyl perfluorooctanesulfonamidoethanol (NMeFOSE)	24448-09-7	1633	7.0	U	14	7.0	2.9	ng/L	1
Nonafluoro-3,6-dioxaheptanoic acid (NFDHA)	151772-58-6	1633	1.4	U	2.8	1.4	0.69	ng/L	1
Perfluoro(2-ethoxyethane)sulfonic acid (PFEESA)	113507-82-7	1633	1.2	U	2.8	1.2	0.26	ng/L	1
Perfluoro-3-methoxypropanoic acid (PFMPA)	377-73-1	1633	1.4	U	2.8	1.4	0.63	ng/L	1
Perfluoro-4-methoxybutanoic acid (PFMBA)	863090-89-5	1633	1.4	U	2.8	1.4	0.46	ng/L	1
Perfluorobutanesulfonic acid (PFBS)	**375-73-5**	**1633**	**49**		**1.4**	**1.2**	**1.1**	**ng/L**	**1**
Perfluorobutanoic acid (PFBA)	**375-22-4**	**1633**	**50**	**M-03**	**5.6**	**2.8**	**0.83**	**ng/L**	**1**
Perfluorodecanesulfonic acid (PFDS)	335-77-3	1633	0.67	U	1.4	0.67	0.36	ng/L	1
Perfluorodecanoic acid (PFDA)	**335-76-2**	**1633**	**0.43**	**JM-03**	**1.4**	**0.70**	**0.43**	**ng/L**	**1**
Perfluorododecanesulfonic acid (PFDoS)	79780-39-5	1633	0.67	U	1.4	0.67	0.31	ng/L	1
Perfluorododecanoic acid (PFDoA)	307-55-1	1633	0.70	U	1.4	0.70	0.17	ng/L	1
Perfluoroheptanesulfonic acid (PFHpS)	**375-92-8**	**1633**	**8.5**		**1.4**	**0.67**	**0.51**	**ng/L**	**1**
Perfluoroheptanoic acid (PFHpA)	**375-85-9**	**1633**	**43**		**1.4**	**0.70**	**0.28**	**ng/L**	**1**
3-Perfluoroheptyl propanoic acid (7:3FTCA)	812-70-4	1633	18	U	35	18	7.0	ng/L	1
Perfluorohexanesulfonic acid (PFHxS)	**355-46-4**	**1633**	**350**		**1.4**	**0.64**	**0.62**	**ng/L**	**1**
Perfluorohexanoic acid (PFHxA)	**307-24-4**	**1633**	**140**		**1.4**	**0.70**	**0.21**	**ng/L**	**1**
Perfluorononanesulfonic acid (PFNS)	68259-12-1	1633	0.67	U	1.4	0.67	0.40	ng/L	1
Perfluorononanoic acid (PFNA)	**375-95-1**	**1633**	**4.9**	**M-03**	**1.4**	**0.70**	**0.53**	**ng/L**	**1**
Perfluorooctanesulfonamide (PFOSA)	**754-91-6**	**1633**	**1.4**	**M-03**	**1.4**	**0.70**	**0.25**	**ng/L**	**1**
Perfluorooctanesulfonic acid (PFOS)	**1763-23-1**	**1633**	**430**	**M-03**	**1.4**	**0.65**	**0.48**	**ng/L**	**1**
Perfluorooctanoic acid (PFOA)	**335-67-1**	**1633**	**140**		**1.4**	**0.70**	**0.64**	**ng/L**	**1**
Perfluoropentanesulfonic acid (PFPeS)	**2706-91-4**	**1633**	**24**		**1.4**	**0.66**	**0.38**	**ng/L**	**1**
Perfluoropentanoic acid (PFPeA)	**2706-90-3**	**1633**	**110**	**M-03**	**2.8**	**1.4**	**0.39**	**ng/L**	**1**
Perfluoropropanoic acid (PFPrA)	**422-64-0**	**1633**	**34**		**5.6**	**2.8**	**2.2**	**ng/L**	**1**
3-Perfluoropropyl propanoic acid (3:3FTCA)	356-02-5	1633	3.5	UL	7.0	3.5	1.3	ng/L	1
Perfluorotetradecanoic acid (PFTeDA)	376-06-7	1633	0.70	U	1.4	0.70	0.37	ng/L	1
Perfluorotridecanoic acid (PFTrDA)	72629-94-8	1633	0.70	U	1.4	0.70	0.53	ng/L	1
Perfluoroundecanoic acid (PFUnA)	2058-94-8	1633	1.1	U	1.4	1.1	0.71	ng/L	1

LOQ = Limit of Quantitation	B = Detected in the method blank	E = Quantitation of compound exceeded the calibration range	DL = Detection Limit	Q = Surrogate failure
U = Not detected at or above the LOD	N = Recovery is out of criteria	P = The RPD between two GC columns exceeds 40%	J = Estimated result < LOQ and ≥ DL	L = LCS/LCSD failure
H = Out of holding time	W = Reported on wet weight basis	LOD = Limit of Detection		S = MS/MSD failure

Pace Analytical Services, LLC *(formerly Shealy Environmental Services, Inc.)*
106 Vantage Point Drive West Columbia, SC 29172 (803) 791-9700 Fax (803) 791-9111 www.pacelabs.com

PFAS by LC/MS/MS

Client: **Pace Analytical LLC**
Laboratory ID: **BA09009-001**
Description: **CP-P292-S2-SPT-04**
Matrix: **Aqueous**
Date Sampled: **01/05/2026 1345**
Date Received: **01/09/2026**

Run	Prep Method	Analytical Method	Dilution	Analysis Date	Analyst	Prep Date	Batch
1	1633	1633	1	01/15/2026 1714	ERL	01/12/2026 0952	29215

Surrogate	Q	Run 1 % Recovery	Acceptance Limits
13C2-4:2FTS		94	40-200
13C2-6:2FTS		103	40-200
13C2-8:2FTS		102	40-300
13C8-PFOSA		103	40-130
D5-NEtFOSA	M-03	68	10-130
D3-NMeFOSA		75	10-130
D5-NEtFOSAA		82	25-135
D3-NMeFOSAA	M-03	89	40-170
13C4-PFBA	M-03	96	5-130
13C5-PFPeA		105	40-130
13C5-PFHxA		93	40-130
13C4-PFHpA		96	40-130
13C8-PFOA		97	40-130
13C9-PFNA		98	40-130
13C6-PFDA		92	40-130
13C3-PFBS		96	40-135
13C3-PFHxS		85	40-130
13C8-PFOS		96	40-130
13C7-PFUnA	M-03	80	30-130
13C2-PFDoA		70	10-130
13C2-PFTeDA		67	10-130
13C3-HFPO-DA		96	40-130
D7-NMeFOSE	M-03	91	10-130
D9-NEtFOSE	M-03	85	10-130
13C3-PFPrA		85	5-130

LOQ = Limit of Quantitation	B = Detected in the method blank	E = Quantitation of compound exceeded the calibration range	DL = Detection Limit	Q = Surrogate failure
U = Not detected at or above the LOD	N = Recovery is out of criteria	P = The RPD between two GC columns exceeds 40%	J = Estimated result < LOQ and ≥ DL	L = LCS/LCSD failure
H = Out of holding time	W = Reported on wet weight basis	LOD = Limit of Detection		S = MS/MSD failure

Pace Analytical Services, LLC *(formerly Shealy Environmental Services, Inc.)*
106 Vantage Point Drive West Columbia, SC 29172 (803) 791-9700 Fax (803) 791-9111 www.pacelabs.com

PFAS by LC/MS/MS

Client: **Pace Analytical LLC** Laboratory ID: **BA09009-002**

Description: **CP-P292-S1-SPT-04** Matrix: **Aqueous**

Date Sampled: **01/05/2026 1145**

Date Received: **01/09/2026**

Run	Prep Method	Analytical Method	Dilution	Analysis Date	Analyst	Prep Date	Batch
1	1633	1633	1	01/13/2026 2154	ERL	01/12/2026 1609	29234

Parameter	CAS Number	Analytical Method	Result	Q	LOQ	LOD	DL	Units	Run
Bis(trifluoromethylsulfonyl)amine (TFSI)	82113-65-3	1633	8.0	US	16	8.0	2.5	ng/L	1
11-chloroeicosafluoro-3-oxaundecane-1-sulfonic acid (11Cl-PF3...)	763051-92-9	1633	15	U	32	15	4.7	ng/L	1
9-Chlorohexadecafluoro-3-oxanonane-1-sulfonic acid (9Cl-PF3ONS)	756426-58-1	1633	15	U	32	15	5.3	ng/L	1
4,8-Dioxa-3H-perfluorononanoic acid (ADONA)	919005-14-4	1633	15	U	32	15	5.1	ng/L	1
1H,1H,2H,2H-Perfluorodecane sulfonic acid (8:2FTS)	39108-34-4	1633	16	U	32	16	12	ng/L	1
1H,1H,2H,2H-Perfluorohexane sulfonic acid (4:2FTS)	757124-72-4	1633	15	U	32	15	8.4	ng/L	1
1H,1H,2H,2H-Perfluorooctane sulfonic acid (6:2FTS)	27619-97-2	1633	15	U	32	15	10	ng/L	1
2H,2H,3H,3H-Perfluorooctanoic acid (5:3FTCA)	914637-49-3	1633	100	U	200	100	33	ng/L	1
Hexafluoropropylene oxide dimer acid (HFPO-DA)	13252-13-6	1633	16	U	32	16	5.7	ng/L	1
N-ethyl perfluorooctanesulfonamide (NEtFOSA)	4151-50-2	1633	4.0	U	8.0	4.0	2.2	ng/L	1
N-ethyl perfluorooctanesulfonamidoacetic acid (NEtFOSAA)	2991-50-6	1633	6.0	U	8.0	6.0	4.6	ng/L	1
N-ethyl perfluorooctanesulfonamidoethanol (NEtFOSE)	1691-99-2	1633	40	U	80	40	15	ng/L	1
N-methyl perfluorooctanesulfonamide (NMeFOSA)	31506-32-8	1633	4.0	U	8.0	4.0	1.5	ng/L	1
N-methyl perfluorooctanesulfonamidoacetic acid (NMeFOSAA)	2355-31-9	1633	4.0	U	8.0	4.0	1.5	ng/L	1
N-methyl perfluorooctanesulfonamidoethanol (NMeFOSE)	24448-09-7	1633	40	U	80	40	16	ng/L	1
Nonafluoro-3,6-dioxaheptanoic acid (NFDHA)	151772-58-6	1633	8.0	U	16	8.0	4.0	ng/L	1
Perfluoro(2-ethoxyethane)sulfonic acid (PFEESA)	113507-82-7	1633	7.0	U	16	7.0	1.5	ng/L	1
Perfluoro-3-methoxypropanoic acid (PFMPA)	377-73-1	1633	8.0	U	16	8.0	3.6	ng/L	1
Perfluoro-4-methoxybutanoic acid (PFMBA)	863090-89-5	1633	8.0	U	16	8.0	2.7	ng/L	1
Perfluorobutanesulfonic acid (PFBS)	375-73-5	1633	7.0	U	8.0	7.0	6.1	ng/L	1
Perfluorobutanoic acid (PFBA)	**375-22-4**	**1633**	**6.1**	**J**	**32**	**16**	**4.8**	**ng/L**	**1**
Perfluorodecanesulfonic acid (PFDS)	335-77-3	1633	3.9	U	8.0	3.9	2.1	ng/L	1
Perfluorodecanoic acid (PFDA)	335-76-2	1633	4.0	U	8.0	4.0	2.5	ng/L	1
Perfluorododecanesulfonic acid (PFDoS)	79780-39-5	1633	3.9	U	8.0	3.9	1.8	ng/L	1
Perfluorododecanoic acid (PFDoA)	307-55-1	1633	4.0	U	8.0	4.0	0.96	ng/L	1
Perfluoroheptanesulfonic acid (PFHpS)	**375-92-8**	**1633**	**3.5**	**JM-03**	**8.0**	**3.8**	**2.9**	**ng/L**	**1**
Perfluoroheptanoic acid (PFHpA)	**375-85-9**	**1633**	**3.7**	**JM-03**	**8.0**	**4.0**	**1.6**	**ng/L**	**1**
3-Perfluoroheptyl propanoic acid (7:3FTCA)	812-70-4	1633	100	U	200	100	40	ng/L	1
Perfluorohexanesulfonic acid (PFHxS)	**355-46-4**	**1633**	**11**		**8.0**	**3.7**	**3.5**	**ng/L**	**1**
Perfluorohexanoic acid (PFHxA)	**307-24-4**	**1633**	**3.3**	**JM-03**	**8.0**	**4.0**	**1.2**	**ng/L**	**1**
Perfluorononanesulfonic acid (PFNS)	68259-12-1	1633	3.9	U	8.0	3.9	2.3	ng/L	1
Perfluorononanoic acid (PFNA)	375-95-1	1633	4.0	UM-03	8.0	4.0	3.0	ng/L	1
Perfluorooctanesulfonamide (PFOSA)	754-91-6	1633	4.0	U	8.0	4.0	1.4	ng/L	1
Perfluorooctanesulfonic acid (PFOS)	**1763-23-1**	**1633**	**250**	**M-03**	**8.0**	**3.7**	**2.7**	**ng/L**	**1**
Perfluorooctanoic acid (PFOA)	**335-67-1**	**1633**	**21**	**M-03**	**8.0**	**4.0**	**3.7**	**ng/L**	**1**
Perfluoropentanesulfonic acid (PFPeS)	2706-91-4	1633	3.8	U	8.0	3.8	2.2	ng/L	1
Perfluoropentanoic acid (PFPeA)	**2706-90-3**	**1633**	**2.7**	**JM-03**	**16**	**8.0**	**2.2**	**ng/L**	**1**
Perfluoropropanoic acid (PFPrA)	422-64-0	1633	16	U	32	16	13	ng/L	1
3-Perfluoropropyl propanoic acid (3:3FTCA)	356-02-5	1633	20	U	40	20	7.5	ng/L	1
Perfluorotetradecanoic acid (PFTeDA)	376-06-7	1633	4.0	U	8.0	4.0	2.2	ng/L	1
Perfluorotridecanoic acid (PFTrDA)	72629-94-8	1633	4.0	U	8.0	4.0	3.1	ng/L	1
Perfluoroundecanoic acid (PFUnA)	2058-94-8	1633	6.0	U	8.0	6.0	4.1	ng/L	1

LOQ = Limit of Quantitation	B = Detected in the method blank	E = Quantitation of compound exceeded the calibration range	DL = Detection Limit	Q = Surrogate failure
U = Not detected at or above the LOD	N = Recovery is out of criteria	P = The RPD between two GC columns exceeds 40%	J = Estimated result < LOQ and ≥ DL	L = LCS/LCSD failure
H = Out of holding time	W = Reported on wet weight basis	LOD = Limit of Detection		S = MS/MSD failure

Pace Analytical Services, LLC *(formerly Shealy Environmental Services, Inc.)*
106 Vantage Point Drive West Columbia, SC 29172 (803) 791-9700 Fax (803) 791-9111 www.pacelabs.com

PFAS by LC/MS/MS

Client: **Pace Analytical LLC**
Laboratory ID: **BA09009-002**
Description: **CP-P292-S1-SPT-04**
Matrix: **Aqueous**
Date Sampled: **01/05/2026 1145**
Date Received: **01/09/2026**

Run	Prep Method	Analytical Method	Dilution	Analysis Date	Analyst	Prep Date	Batch
1	1633	1633	1	01/13/2026 2154	ERL	01/12/2026 1609	29234

Surrogate	Q	Run 1 % Recovery	Acceptance Limits
13C2-4:2FTS		85	40-200
13C2-6:2FTS		85	40-200
13C2-8:2FTS	M-03	79	40-300
13C8-PFOSA		79	40-130
D5-NEtFOSA	M-03	64	10-130
D3-NMeFOSA		65	10-130
D5-NEtFOSAA	M-03	80	25-135
D3-NMeFOSAA		83	40-170
13C4-PFBA		92	5-130
13C5-PFPeA		89	40-130
13C5-PFHxA		84	40-130
13C4-PFHpA		82	40-130
13C8-PFOA	M-03	79	40-130
13C9-PFNA		87	40-130
13C6-PFDA		83	40-130
13C3-PFBS		71	40-135
13C3-PFHxS		75	40-130
13C8-PFOS		70	40-130
13C7-PFUnA		78	30-130
13C2-PFDoA		78	10-130
13C2-PFTeDA		70	10-130
13C3-HFPO-DA		86	40-130
D7-NMeFOSE		81	10-130
D9-NEtFOSE		78	10-130
13C3-PFPrA		97	5-130

LOQ = Limit of Quantitation	B = Detected in the method blank	E = Quantitation of compound exceeded the calibration range	DL = Detection Limit	Q = Surrogate failure
U = Not detected at or above the LOD	N = Recovery is out of criteria	P = The RPD between two GC columns exceeds 40%	J = Estimated result < LOQ and ≥ DL	L = LCS/LCSD failure
H = Out of holding time	W = Reported on wet weight basis	LOD = Limit of Detection		S = MS/MSD failure

Pace Analytical Services, LLC *(formerly Shealy Environmental Services, Inc.)*
106 Vantage Point Drive West Columbia, SC 29172 (803) 791-9700 Fax (803) 791-9111 www.pacelabs.com

PFAS by LC/MS/MS

Client:	**Pace Analytical LLC**	Laboratory ID:	**BA09009-003**
Description:	**CP-P292-S2-SPT-04**	Matrix:	**Solid**
Date Sampled:	**01/05/2026 1445**	% Solids:	**88.7 01/09/2026 1838**
Date Received:	**01/09/2026**		

Run	Prep Method	Analytical Method	Dilution	Analysis Date	Analyst	Prep Date	Batch
1	1633	1633	1	01/13/2026 2117	JWG	01/13/2026 0857	29241
3	1633	1633	1	01/23/2026 1906	BWS	01/23/2026 1358	29428

Parameter	CAS Number	Analytical Method	Result	Q	LOQ	LOD	DL	Units	Run
Bis(trifluoromethylsulfonyl)amine (TFSI)	82113-65-3	1633	0.20	U	0.39	0.20	0.074	ng/g	1
11-chloroeicosafluoro-3-oxaundecane-1-sulfonic acid (11Cl-PF3...)	763051-92-9	1633	0.37	U	0.78	0.37	0.20	ng/g	1
9-Chlorohexadecafluoro-3-oxanonane-1-sulfonic acid (9Cl-PF3ONS)	756426-58-1	1633	0.36	U	0.78	0.36	0.21	ng/g	1
4,8-Dioxa-3H-perfluorononanoic acid (ADONA)	919005-14-4	1633	0.37	U	0.78	0.37	0.18	ng/g	1
1H,1H,2H,2H-Perfluorodecane sulfonic acid (8:2FTS)	39108-34-4	1633	0.37	U	0.78	0.37	0.24	ng/g	1
1H,1H,2H,2H-Perfluorohexane sulfonic acid (4:2FTS)	757124-72-4	1633	0.36	U	0.78	0.36	0.29	ng/g	1
1H,1H,2H,2H-Perfluorooctane sulfonic acid (6:2FTS)	27619-97-2	1633	0.56	U	0.78	0.56	0.50	ng/g	1
2H,2H,3H,3H-Perfluorooctanoic acid (5:3FTCA)	914637-49-3	1633	2.5	U	4.9	2.5	1.6	ng/g	1
Hexafluoropropylene oxide dimer acid (HFPO-DA)	13252-13-6	1633	0.39	U	0.78	0.39	0.21	ng/g	1
N-ethyl perfluorooctanesulfonamide (NEtFOSA)	4151-50-2	1633	0.095	U	0.19	0.095	0.077	ng/g	1
N-ethyl perfluorooctanesulfonamidoacetic acid (NEtFOSAA)	2991-50-6	1633	0.095	U	0.19	0.095	0.086	ng/g	1
N-ethyl perfluorooctanesulfonamidoethanol (NEtFOSE)	1691-99-2	1633	0.95	U	1.9	0.95	0.65	ng/g	1
N-methyl perfluorooctanesulfonamide (NMeFOSA)	31506-32-8	1633	0.095	U	0.19	0.095	0.058	ng/g	1
N-methyl perfluorooctanesulfonamidoacetic acid (NMeFOSAA)	2355-31-9	1633	0.14	U	0.19	0.14	0.14	ng/g	1
N-methyl perfluorooctanesulfonamidoethanol (NMeFOSE)	24448-09-7	1633	0.95	U	1.9	0.95	0.62	ng/g	1
Nonafluoro-3,6-dioxaheptanoic acid (NFDHA)	151772-58-6	1633	0.20	U	0.39	0.20	0.15	ng/g	1
Perfluoro(2-ethoxyethane)sulfonic acid (PFEESA)	113507-82-7	1633	0.18	U	0.39	0.18	0.076	ng/g	1
Perfluoro-3-methoxypropanoic acid (PFMPA)	377-73-1	1633	0.20	U	0.39	0.20	0.13	ng/g	1
Perfluoro-4-methoxybutanoic acid (PFMBA)	863090-89-5	1633	0.20	U	0.39	0.20	0.13	ng/g	1
Perfluorobutanesulfonic acid (PFBS)	375-73-5	1633	0.085	UM-03	0.19	0.085	0.077	ng/g	1
Perfluorobutanoic acid (PFBA)	375-22-4	1633	0.39	UM-03	0.78	0.39	0.24	ng/g	1
Perfluorodecanesulfonic acid (PFDS)	335-77-3	1633	0.095	U	0.19	0.095	0.039	ng/g	1
Perfluorodecanoic acid (PFDA)	**335-76-2**	**1633**	**0.15**	**JM-03**	**0.19**	**0.14**	**0.10**	**ng/g**	**1**
Perfluorododecanesulfonic acid (PFDoS)	79780-39-5	1633	0.095	U	0.19	0.095	0.066	ng/g	1
Perfluorododecanoic acid (PFDoA)	307-55-1	1633	0.095	U	0.19	0.095	0.094	ng/g	1
Perfluoroheptanesulfonic acid (PFHpS)	375-92-8	1633	0.095	U	0.19	0.095	0.080	ng/g	1
Perfluoroheptanoic acid (PFHpA)	**375-85-9**	**1633**	**0.064**	**JM-03**	**0.19**	**0.095**	**0.063**	**ng/g**	**1**
3-Perfluoroheptyl propanoic acid (7:3FTCA)	812-70-4	1633	2.5	U	4.9	2.5	1.8	ng/g	1
Perfluorohexanesulfonic acid (PFHxS)	355-46-4	1633	0.086	UM-03	0.19	0.086	0.063	ng/g	1
Perfluorohexanoic acid (PFHxA)	**307-24-4**	**1633**	**0.076**	**JM-03**	**0.19**	**0.095**	**0.037**	**ng/g**	**1**
Perfluorononanesulfonic acid (PFNS)	68259-12-1	1633	0.095	U	0.19	0.095	0.082	ng/g	1
Perfluorononanoic acid (PFNA)	375-95-1	1633	0.095	UM-03	0.19	0.095	0.093	ng/g	1
Perfluorooctanesulfonamide (PFOSA)	754-91-6	1633	0.095	U	0.19	0.095	0.076	ng/g	1
Perfluorooctanesulfonic acid (PFOS)	**1763-23-1**	**1633**	**0.30**	**M-03**	**0.19**	**0.13**	**0.11**	**ng/g**	**3**
Perfluorooctanoic acid (PFOA)	**335-67-1**	**1633**	**1.2**	**M-03**	**0.19**	**0.14**	**0.10**	**ng/g**	**1**
Perfluoropentanesulfonic acid (PFPeS)	2706-91-4	1633	0.089	U	0.19	0.089	0.050	ng/g	1
Perfluoropentanoic acid (PFPeA)	2706-90-3	1633	0.20	UM-03	0.39	0.20	0.15	ng/g	1
Perfluoropropanoic acid (PFPrA)	422-64-0	1633	0.70	U	0.78	0.70	0.65	ng/g	1
3-Perfluoropropyl propanoic acid (3:3FTCA)	356-02-5	1633	0.73	U	0.97	0.73	0.53	ng/g	1
Perfluorotetradecanoic acid (PFTeDA)	376-06-7	1633	0.095	U	0.19	0.095	0.096	ng/g	1
Perfluorotridecanoic acid (PFTrDA)	72629-94-8	1633	0.095	U	0.19	0.095	0.056	ng/g	1
Perfluoroundecanoic acid (PFUnA)	2058-94-8	1633	0.097	U	0.19	0.097	0.097	ng/g	1

LOQ = Limit of Quantitation	B = Detected in the method blank	E = Quantitation of compound exceeded the calibration range	DL = Detection Limit	Q = Surrogate failure
U = Not detected at or above the LOD	N = Recovery is out of criteria	P = The RPD between two GC columns exceeds 40%	J = Estimated result < LOQ and ≥ DL	L = LCS/LCSD failure
H = Out of holding time	W = Reported on wet weight basis	LOD = Limit of Detection		S = MS/MSD failure

Pace Analytical Services, LLC *(formerly Shealy Environmental Services, Inc.)*
106 Vantage Point Drive West Columbia, SC 29172 (803) 791-9700 Fax (803) 791-9111 www.pacelabs.com

PFAS by LC/MS/MS

Client: **Pace Analytical LLC**
Laboratory ID: **BA09009-003**
Description: **CP-P292-S2-SPT-04**
Matrix: **Solid**
Date Sampled: **01/05/2026 1445**
% Solids: **88.7** **01/09/2026 1838**
Date Received: **01/09/2026**

Run	Prep Method	Analytical Method	Dilution	Analysis Date	Analyst	Prep Date	Batch
1	1633	1633	1	01/13/2026 2117	JWG	01/13/2026 0857	29241
3	1633	1633	1	01/23/2026 1906	BWS	01/23/2026 1358	29428

Surrogate	Q	Run 1 % Recovery	Acceptance Limits	Q	Run 3 % Recovery	Acceptance Limits
13C2-4:2FTS		103	40-165		113	40-165
13C2-6:2FTS		124	40-215		107	40-215
13C2-8:2FTS		130	40-275		111	40-275
13C8-PFOSA		98	40-130		95	40-130
D5-NEtFOSA		63	10-130		60	10-130
D3-NMeFOSA		71	10-130		63	10-130
D5-NEtFOSAA		112	40-150		90	40-150
D3-NMeFOSAA		117	40-135		91	40-135
13C4-PFBA		100	8-130		88	8-130
13C5-PFPeA		96	35-130		99	35-130
13C5-PFHxA		100	40-130		104	40-130
13C4-PFHpA		104	40-130		98	40-130
13C8-PFOA		96	40-130		108	40-130
13C9-PFNA		115	40-130		106	40-130
13C6-PFDA		113	40-130		105	40-130
13C3-PFBS	M-03	92	40-135		111	40-135
13C3-PFHxS		104	40-130		109	40-130
13C8-PFOS		115	40-130		94	40-130
13C7-PFUnA		112	40-130		100	40-130
13C2-PFDoA		95	40-130		89	40-130
13C2-PFTeDA		88	20-130		80	20-130
13C3-HFPO-DA		110	40-130		105	40-130
D7-NMeFOSE		97	20-130		86	20-130
D9-NEtFOSE		93	15-130		80	15-130
13C3-PFPrA		91	8-130		79	8-130

LOQ = Limit of Quantitation	B = Detected in the method blank	E = Quantitation of compound exceeded the calibration range	DL = Detection Limit	Q = Surrogate failure
U = Not detected at or above the LOD	N = Recovery is out of criteria	P = The RPD between two GC columns exceeds 40%	J = Estimated result < LOQ and ≥ DL	L = LCS/LCSD failure
H = Out of holding time	W = Reported on wet weight basis	LOD = Limit of Detection		S = MS/MSD failure

Pace Analytical Services, LLC *(formerly Shealy Environmental Services, Inc.)*
106 Vantage Point Drive West Columbia, SC 29172 (803) 791-9700 Fax (803) 791-9111 www.pacelabs.com

PFAS by LC/MS/MS

Client: **Pace Analytical LLC**
Laboratory ID: **BA09009-004**
Description: **CP-P292-S2-SPT-02**
Matrix: **Solid**
Date Sampled: **01/05/2026 1620**
% Solids: **87.1** **01/09/2026 1838**
Date Received: **01/09/2026**

Run	Prep Method	Analytical Method	Dilution	Analysis Date	Analyst	Prep Date	Batch
1	1633	1633	1	01/13/2026 2127	JWG	01/13/2026 0857	29241
3	1633	1633	1	01/23/2026 1935	BWS	01/23/2026 1358	29428

Parameter	CAS Number	Analytical Method	Result	Q	LOQ	LOD	DL	Units	Run
Bis(trifluoromethylsulfonyl)amine (TFSI)	82113-65-3	1633	0.20	U	0.39	0.20	0.074	ng/g	1
11-chloroeicosafluoro-3-oxaundecane-1-sulfonic acid (11Cl-PF3...)	763051-92-9	1633	0.37	U	0.78	0.37	0.21	ng/g	1
9-Chlorohexadecafluoro-3-oxanonane-1-sulfonic acid (9Cl-PF3ONS)	756426-58-1	1633	0.36	U	0.78	0.36	0.21	ng/g	1
4,8-Dioxa-3H-perfluorononanoic acid (ADONA)	919005-14-4	1633	0.37	U	0.78	0.37	0.18	ng/g	1
1H,1H,2H,2H-Perfluorodecane sulfonic acid (8:2FTS)	39108-34-4	1633	0.37	U	0.78	0.37	0.24	ng/g	1
1H,1H,2H,2H-Perfluorohexane sulfonic acid (4:2FTS)	757124-72-4	1633	0.36	U	0.78	0.36	0.29	ng/g	1
1H,1H,2H,2H-Perfluorooctane sulfonic acid (6:2FTS)	27619-97-2	1633	0.56	U	0.78	0.56	0.51	ng/g	1
2H,2H,3H,3H-Perfluorooctanoic acid (5:3FTCA)	914637-49-3	1633	2.5	U	4.9	2.5	1.6	ng/g	1
Hexafluoropropylene oxide dimer acid (HFPO-DA)	13252-13-6	1633	0.39	UM-03	0.78	0.39	0.21	ng/g	1
N-ethyl perfluorooctanesulfonamide (NEtFOSA)	4151-50-2	1633	0.10	U	0.20	0.10	0.077	ng/g	1
N-ethyl perfluorooctanesulfonamidoacetic acid (NEtFOSAA)	2991-50-6	1633	0.10	U	0.20	0.10	0.087	ng/g	1
N-ethyl perfluorooctanesulfonamidoethanol (NEtFOSE)	1691-99-2	1633	1.0	U	2.0	1.0	0.66	ng/g	1
N-methyl perfluorooctanesulfonamide (NMeFOSA)	31506-32-8	1633	0.10	U	0.20	0.10	0.059	ng/g	1
N-methyl perfluorooctanesulfonamidoacetic acid (NMeFOSAA)	2355-31-9	1633	0.15	U	0.20	0.15	0.15	ng/g	1
N-methyl perfluorooctanesulfonamidoethanol (NMeFOSE)	24448-09-7	1633	1.0	U	2.0	1.0	0.63	ng/g	1
Nonafluoro-3,6-dioxaheptanoic acid (NFDHA)	151772-58-6	1633	0.20	UM-03	0.39	0.20	0.15	ng/g	1
Perfluoro(2-ethoxyethane)sulfonic acid (PFEESA)	113507-82-7	1633	0.18	U	0.39	0.18	0.076	ng/g	1
Perfluoro-3-methoxypropanoic acid (PFMPA)	377-73-1	1633	0.20	U	0.39	0.20	0.13	ng/g	1
Perfluoro-4-methoxybutanoic acid (PFMBA)	863090-89-5	1633	0.20	U	0.39	0.20	0.13	ng/g	1
Perfluorobutanesulfonic acid (PFBS)	375-73-5	1633	0.089	UM-03	0.20	0.089	0.077	ng/g	1
Perfluorobutanoic acid (PFBA)	375-22-4	1633	0.39	UM-08	0.78	0.39	0.25	ng/g	1
Perfluorodecanesulfonic acid (PFDS)	335-77-3	1633	0.10	U	0.20	0.10	0.039	ng/g	1
Perfluorodecanoic acid (PFDA)	**335-76-2**	**1633**	**0.37**	**M-03**	**0.20**	**0.15**	**0.11**	**ng/g**	**1**
Perfluorododecanesulfonic acid (PFDoS)	79780-39-5	1633	0.10	U	0.20	0.10	0.066	ng/g	1
Perfluorododecanoic acid (PFDoA)	307-55-1	1633	0.10	U	0.20	0.10	0.095	ng/g	1
Perfluoroheptanesulfonic acid (PFHpS)	375-92-8	1633	0.10	UM-03	0.20	0.10	0.080	ng/g	1
Perfluoroheptanoic acid (PFHpA)	**375-85-9**	**1633**	**0.11**	**JM-03**	**0.20**	**0.10**	**0.063**	**ng/g**	**1**
3-Perfluoroheptyl propanoic acid (7:3FTCA)	812-70-4	1633	2.5	U	4.9	2.5	1.8	ng/g	1
Perfluorohexanesulfonic acid (PFHxS)	355-46-4	1633	0.091	U	0.20	0.091	0.063	ng/g	1
Perfluorohexanoic acid (PFHxA)	**307-24-4**	**1633**	**0.11**	**JM-03**	**0.20**	**0.10**	**0.037**	**ng/g**	**1**
Perfluorononanesulfonic acid (PFNS)	68259-12-1	1633	0.10	U	0.20	0.10	0.082	ng/g	1
Perfluorononanoic acid (PFNA)	**375-95-1**	**1633**	**0.12**	**JM-03**	**0.20**	**0.10**	**0.094**	**ng/g**	**1**
Perfluorooctanesulfonamide (PFOSA)	754-91-6	1633	0.10	U	0.20	0.10	0.076	ng/g	1
Perfluorooctanesulfonic acid (PFOS)	**1763-23-1**	**1633**	**0.98**	**M-03**	**0.20**	**0.14**	**0.11**	**ng/g**	**3**
Perfluorooctanoic acid (PFOA)	**335-67-1**	**1633**	**2.3**	**M-03**	**0.20**	**0.15**	**0.11**	**ng/g**	**1**
Perfluoropentanesulfonic acid (PFPeS)	2706-91-4	1633	0.094	U	0.20	0.094	0.050	ng/g	1
Perfluoropentanoic acid (PFPeA)	2706-90-3	1633	0.20	UM-08	0.39	0.20	0.15	ng/g	1
Perfluoropropanoic acid (PFPrA)	422-64-0	1633	0.70	U	0.78	0.70	0.66	ng/g	1
3-Perfluoropropyl propanoic acid (3:3FTCA)	356-02-5	1633	0.74	U	0.98	0.74	0.53	ng/g	1
Perfluorotetradecanoic acid (PFTeDA)	376-06-7	1633	0.10	UM-03	0.20	0.10	0.097	ng/g	1
Perfluorotridecanoic acid (PFTrDA)	72629-94-8	1633	0.10	U	0.20	0.10	0.057	ng/g	1
Perfluoroundecanoic acid (PFUnA)	2058-94-8	1633	0.098	U	0.20	0.098	0.098	ng/g	1

LOQ = Limit of Quantitation	B = Detected in the method blank	E = Quantitation of compound exceeded the calibration range	DL = Detection Limit	Q = Surrogate failure
U = Not detected at or above the LOD	N = Recovery is out of criteria	P = The RPD between two GC columns exceeds 40%	J = Estimated result < LOQ and ≥ DL	L = LCS/LCSD failure
H = Out of holding time	W = Reported on wet weight basis	LOD = Limit of Detection		S = MS/MSD failure

Pace Analytical Services, LLC *(formerly Shealy Environmental Services, Inc.)*
106 Vantage Point Drive West Columbia, SC 29172 (803) 791-9700 Fax (803) 791-9111 www.pacelabs.com

PFAS by LC/MS/MS

Client: **Pace Analytical LLC**
Laboratory ID: **BA09009-004**
Description: **CP-P292-S2-SPT-02**
Matrix: **Solid**
Date Sampled: **01/05/2026 1620**
% Solids: **87.1** **01/09/2026 1838**
Date Received: **01/09/2026**

Run	Prep Method	Analytical Method	Dilution	Analysis Date	Analyst	Prep Date	Batch
1	1633	1633	1	01/13/2026 2127	JWG	01/13/2026 0857	29241
3	1633	1633	1	01/23/2026 1935	BWS	01/23/2026 1358	29428

Surrogate	Q	Run 1 % Recovery	Acceptance Limits	Q	Run 3 % Recovery	Acceptance Limits
13C2-4:2FTS		100	40-165	M-03	91	40-165
13C2-6:2FTS		122	40-215		94	40-215
13C2-8:2FTS		122	40-275		97	40-275
13C8-PFOSA		90	40-130		96	40-130
D5-NEtFOSA		53	10-130		63	10-130
D3-NMeFOSA		61	10-130		68	10-130
D5-NEtFOSAA		108	40-150		92	40-150
D3-NMeFOSAA		111	40-135		89	40-135
13C4-PFBA		101	8-130		85	8-130
13C5-PFPeA	M-03	100	35-130		100	35-130
13C5-PFHxA		98	40-130		103	40-130
13C4-PFHpA		102	40-130		102	40-130
13C8-PFOA		94	40-130		101	40-130
13C9-PFNA		113	40-130		101	40-130
13C6-PFDA		103	40-130		95	40-130
13C3-PFBS		86	40-135		92	40-135
13C3-PFHxS		105	40-130		92	40-130
13C8-PFOS		105	40-130		96	40-130
13C7-PFUnA		106	40-130		92	40-130
13C2-PFDoA		89	40-130		89	40-130
13C2-PFTeDA		84	20-130		75	20-130
13C3-HFPO-DA		108	40-130		109	40-130
D7-NMeFOSE		89	20-130		85	20-130
D9-NEtFOSE		85	15-130		76	15-130
13C3-PFPrA		90	8-130		78	8-130

LOQ = Limit of Quantitation	B = Detected in the method blank	E = Quantitation of compound exceeded the calibration range	DL = Detection Limit	Q = Surrogate failure
U = Not detected at or above the LOD	N = Recovery is out of criteria	P = The RPD between two GC columns exceeds 40%	J = Estimated result < LOQ and ≥ DL	L = LCS/LCSD failure
H = Out of holding time	W = Reported on wet weight basis	LOD = Limit of Detection		S = MS/MSD failure

Pace Analytical Services, LLC *(formerly Shealy Environmental Services, Inc.)*
106 Vantage Point Drive West Columbia, SC 29172 (803) 791-9700 Fax (803) 791-9111 www.pacelabs.com

PFAS by LC/MS/MS

Client: **Pace Analytical LLC** Laboratory ID: **BA09009-005**

Description: **CP-GW-FIELD BLANK** Matrix: **Aqueous**

Date Sampled: **01/05/2026 0800**

Date Received: **01/09/2026**

Run	Prep Method	Analytical Method	Dilution	Analysis Date	Analyst	Prep Date	Batch
1	1633	1633	1	01/15/2026 1724	ERL	01/12/2026 0952	29215

Parameter	CAS Number	Analytical Method	Result	Q	LOQ	LOD	DL	Units	Run
Bis(trifluoromethylsulfonyl)amine (TFSI)	82113-65-3	1633	1.4	U	2.8	1.4	0.44	ng/L	1
11-chloroeicosafluoro-3-oxaundecane-1-sulfonic acid (11Cl-PF3...)	763051-92-9	1633	2.6	U	5.6	2.6	0.83	ng/L	1
9-Chlorohexadecafluoro-3-oxanonane-1-sulfonic acid (9Cl-PF3ONS)	756426-58-1	1633	2.6	U	5.6	2.6	0.93	ng/L	1
4,8-Dioxa-3H-perfluorononanoic acid (ADONA)	919005-14-4	1633	2.6	U	5.6	2.6	0.89	ng/L	1
1H,1H,2H,2H-Perfluorodecane sulfonic acid (8:2FTS)	39108-34-4	1633	2.7	U	5.6	2.7	2.2	ng/L	1
1H,1H,2H,2H-Perfluorohexane sulfonic acid (4:2FTS)	757124-72-4	1633	2.6	U	5.6	2.6	1.5	ng/L	1
1H,1H,2H,2H-Perfluorooctane sulfonic acid (6:2FTS)	27619-97-2	1633	2.6	U	5.6	2.6	1.8	ng/L	1
2H,2H,3H,3H-Perfluorooctanoic acid (5:3FTCA)	914637-49-3	1633	18	UL	35	18	5.8	ng/L	1
Hexafluoropropylene oxide dimer acid (HFPO-DA)	13252-13-6	1633	2.8	U	5.6	2.8	1.0	ng/L	1
N-ethyl perfluorooctanesulfonamide (NEtFOSA)	4151-50-2	1633	0.70	U	1.4	0.70	0.39	ng/L	1
N-ethyl perfluorooctanesulfonamidoacetic acid (NEtFOSAA)	2991-50-6	1633	1.1	U	1.4	1.1	0.82	ng/L	1
N-ethyl perfluorooctanesulfonamidoethanol (NEtFOSE)	1691-99-2	1633	7.0	U	14	7.0	2.6	ng/L	1
N-methyl perfluorooctanesulfonamide (NMeFOSA)	31506-32-8	1633	0.70	U	1.4	0.70	0.26	ng/L	1
N-methyl perfluorooctanesulfonamidoacetic acid (NMeFOSAA)	2355-31-9	1633	0.70	U	1.4	0.70	0.26	ng/L	1
N-methyl perfluorooctanesulfonamidoethanol (NMeFOSE)	24448-09-7	1633	7.0	U	14	7.0	2.9	ng/L	1
Nonafluoro-3,6-dioxaheptanoic acid (NFDHA)	151772-58-6	1633	1.4	U	2.8	1.4	0.70	ng/L	1
Perfluoro(2-ethoxyethane)sulfonic acid (PFEESA)	113507-82-7	1633	1.2	U	2.8	1.2	0.27	ng/L	1
Perfluoro-3-methoxypropanoic acid (PFMPA)	377-73-1	1633	1.4	U	2.8	1.4	0.64	ng/L	1
Perfluoro-4-methoxybutanoic acid (PFMBA)	863090-89-5	1633	1.4	U	2.8	1.4	0.47	ng/L	1
Perfluorobutanesulfonic acid (PFBS)	375-73-5	1633	1.2	UM-03	1.4	1.2	1.1	ng/L	1
Perfluorobutanoic acid (PFBA)	375-22-4	1633	2.8	U	5.6	2.8	0.83	ng/L	1
Perfluorodecanesulfonic acid (PFDS)	335-77-3	1633	0.67	U	1.4	0.67	0.36	ng/L	1
Perfluorodecanoic acid (PFDA)	335-76-2	1633	0.70	U	1.4	0.70	0.43	ng/L	1
Perfluorododecanesulfonic acid (PFDoS)	79780-39-5	1633	0.67	U	1.4	0.67	0.31	ng/L	1
Perfluorododecanoic acid (PFDoA)	307-55-1	1633	0.70	U	1.4	0.70	0.17	ng/L	1
Perfluoroheptanesulfonic acid (PFHpS)	375-92-8	1633	0.67	U	1.4	0.67	0.51	ng/L	1
Perfluoroheptanoic acid (PFHpA)	375-85-9	1633	0.70	U	1.4	0.70	0.28	ng/L	1
3-Perfluoroheptyl propanoic acid (7:3FTCA)	812-70-4	1633	18	U	35	18	7.1	ng/L	1
Perfluorohexanesulfonic acid (PFHxS)	355-46-4	1633	0.64	UM-03	1.4	0.64	0.62	ng/L	1
Perfluorohexanoic acid (PFHxA)	307-24-4	1633	0.70	U	1.4	0.70	0.21	ng/L	1
Perfluorononanesulfonic acid (PFNS)	68259-12-1	1633	0.67	U	1.4	0.67	0.41	ng/L	1
Perfluorononanoic acid (PFNA)	375-95-1	1633	0.70	U	1.4	0.70	0.53	ng/L	1
Perfluorooctanesulfonamide (PFOSA)	754-91-6	1633	0.70	U	1.4	0.70	0.25	ng/L	1
Perfluorooctanesulfonic acid (PFOS)	**1763-23-1**	**1633**	**0.52**	**JM-03**	**1.4**	**0.65**	**0.48**	**ng/L**	**1**
Perfluorooctanoic acid (PFOA)	335-67-1	1633	0.70	U	1.4	0.70	0.64	ng/L	1
Perfluoropentanesulfonic acid (PFPeS)	2706-91-4	1633	0.66	U	1.4	0.66	0.38	ng/L	1
Perfluoropentanoic acid (PFPeA)	2706-90-3	1633	1.4	U	2.8	1.4	0.39	ng/L	1
Perfluoropropanoic acid (PFPrA)	**422-64-0**	**1633**	**240**	**M-03**	**5.6**	**2.8**	**2.2**	**ng/L**	**1**
3-Perfluoropropyl propanoic acid (3:3FTCA)	356-02-5	1633	3.5	UL	7.0	3.5	1.3	ng/L	1
Perfluorotetradecanoic acid (PFTeDA)	376-06-7	1633	0.70	U	1.4	0.70	0.38	ng/L	1
Perfluorotridecanoic acid (PFTrDA)	72629-94-8	1633	0.70	U	1.4	0.70	0.54	ng/L	1
Perfluoroundecanoic acid (PFUnA)	2058-94-8	1633	1.1	U	1.4	1.1	0.72	ng/L	1

LOQ = Limit of Quantitation	B = Detected in the method blank	E = Quantitation of compound exceeded the calibration range	DL = Detection Limit	Q = Surrogate failure
U = Not detected at or above the LOD	N = Recovery is out of criteria	P = The RPD between two GC columns exceeds 40%	J = Estimated result < LOQ and ≥ DL	L = LCS/LCSD failure
H = Out of holding time	W = Reported on wet weight basis	LOD = Limit of Detection		S = MS/MSD failure

Pace Analytical Services, LLC *(formerly Shealy Environmental Services, Inc.)*
106 Vantage Point Drive West Columbia, SC 29172 (803) 791-9700 Fax (803) 791-9111 www.pacelabs.com

PFAS by LC/MS/MS

Client: **Pace Analytical LLC**
Laboratory ID: **BA09009-005**
Description: **CP-GW-FIELD BLANK**
Matrix: **Aqueous**
Date Sampled: **01/05/2026 0800**
Date Received: **01/09/2026**

Run	Prep Method	Analytical Method	Dilution	Analysis Date	Analyst	Prep Date	Batch
1	1633	1633	1	01/15/2026 1724	ERL	01/12/2026 0952	29215

Surrogate	Q	Run 1 % Recovery	Acceptance Limits
13C2-4:2FTS		105	40-200
13C2-6:2FTS		107	40-200
13C2-8:2FTS		93	40-300
13C8-PFOSA		100	40-130
D5-NEtFOSA		61	10-130
D3-NMeFOSA		64	10-130
D5-NEtFOSAA	M-03	85	25-135
D3-NMeFOSAA		96	40-170
13C4-PFBA	M-03	101	5-130
13C5-PFPeA		100	40-130
13C5-PFHxA		91	40-130
13C4-PFHpA		97	40-130
13C8-PFOA		100	40-130
13C9-PFNA		101	40-130
13C6-PFDA		95	40-130
13C3-PFBS		96	40-135
13C3-PFHxS		93	40-130
13C8-PFOS		97	40-130
13C7-PFUnA	M-03	84	30-130
13C2-PFDoA		68	10-130
13C2-PFTeDA	M-03	64	10-130
13C3-HFPO-DA		95	40-130
D7-NMeFOSE	M-03	88	10-130
D9-NEtFOSE	M-03	84	10-130
13C3-PFPrA	M-03	77	5-130

LOQ = Limit of Quantitation	B = Detected in the method blank	E = Quantitation of compound exceeded the calibration range	DL = Detection Limit	Q = Surrogate failure
U = Not detected at or above the LOD	N = Recovery is out of criteria	P = The RPD between two GC columns exceeds 40%	J = Estimated result < LOQ and ≥ DL	L = LCS/LCSD failure
H = Out of holding time	W = Reported on wet weight basis	LOD = Limit of Detection		S = MS/MSD failure

Pace Analytical Services, LLC *(formerly Shealy Environmental Services, Inc.)*
106 Vantage Point Drive West Columbia, SC 29172 (803) 791-9700 Fax (803) 791-9111 www.pacelabs.com

QC Summary

PFAS by LC/MS/MS - MB

Sample ID: BQ29215-001
Batch: 29215
Analytical Method: 1633

Matrix: Aqueous
Prep Method: 1633
Prep Date: 01/12/2026 0952

Parameter	Result	Q	Dil	LOQ	LOD	DL	Units	Analysis Date
TFSI	1.6	U	1	3.2	1.6	0.51	ng/L	01/15/2026 1624
11Cl-PF3OUdS	3.0	U	1	6.4	3.0	0.95	ng/L	01/15/2026 1624
9Cl-PF3ONS	3.0	U	1	6.4	3.0	1.1	ng/L	01/15/2026 1624
ADONA	3.0	U	1	6.4	3.0	1.0	ng/L	01/15/2026 1624
8:2FTS	3.1	U	1	6.4	3.1	2.5	ng/L	01/15/2026 1624
4:2FTS	3.0	U	1	6.4	3.0	1.7	ng/L	01/15/2026 1624
6:2FTS	3.0	U	1	6.4	3.0	2.1	ng/L	01/15/2026 1624
5:3FTCA	20	U	1	40	20	6.6	ng/L	01/15/2026 1624
HFPO-DA	3.2	U	1	6.4	3.2	1.1	ng/L	01/15/2026 1624
NEtFOSA	0.80	U	1	1.6	0.80	0.44	ng/L	01/15/2026 1624
NEtFOSAA	1.2	U	1	1.6	1.2	0.93	ng/L	01/15/2026 1624
NEtFOSE	8.0	U	1	16	8.0	3.0	ng/L	01/15/2026 1624
NMeFOSA	0.80	U	1	1.6	0.80	0.30	ng/L	01/15/2026 1624
NMeFOSAA	0.80	U	1	1.6	0.80	0.30	ng/L	01/15/2026 1624
NMeFOSE	8.0	U	1	16	8.0	3.3	ng/L	01/15/2026 1624
NFDHA	1.6	U	1	3.2	1.6	0.79	ng/L	01/15/2026 1624
PFEESA	1.4	U	1	3.2	1.4	0.30	ng/L	01/15/2026 1624
PFMPA	1.6	U	1	3.2	1.6	0.72	ng/L	01/15/2026 1624
PFMBA	1.6	U	1	3.2	1.6	0.53	ng/L	01/15/2026 1624
PFBS	1.4	U	1	1.6	1.4	1.2	ng/L	01/15/2026 1624
PFBA	3.2	U	1	6.4	3.2	0.95	ng/L	01/15/2026 1624
PFDS	0.77	U	1	1.6	0.77	0.41	ng/L	01/15/2026 1624
PFDA	0.80	U	1	1.6	0.80	0.49	ng/L	01/15/2026 1624
PFDoS	0.77	U	1	1.6	0.77	0.36	ng/L	01/15/2026 1624
PFDoA	0.80	U	1	1.6	0.80	0.19	ng/L	01/15/2026 1624
PFHpS	0.76	U	1	1.6	0.76	0.58	ng/L	01/15/2026 1624
PFHpA	0.80	U	1	1.6	0.80	0.32	ng/L	01/15/2026 1624
7:3FTCA	20	U	1	40	20	8.1	ng/L	01/15/2026 1624
PFHxS	0.73	UM-03	1	1.6	0.73	0.71	ng/L	01/15/2026 1624
PFHxA	0.80	U	1	1.6	0.80	0.24	ng/L	01/15/2026 1624
PFNS	0.77	U	1	1.6	0.77	0.47	ng/L	01/15/2026 1624
PFNA	0.80	U	1	1.6	0.80	0.61	ng/L	01/15/2026 1624
PFOSA	0.80	U	1	1.6	0.80	0.29	ng/L	01/15/2026 1624
PFOS	0.74	U	1	1.6	0.74	0.55	ng/L	01/15/2026 1624
PFOA	0.80	U	1	1.6	0.80	0.73	ng/L	01/15/2026 1624
PFPeS	0.75	U	1	1.6	0.75	0.44	ng/L	01/15/2026 1624
PFPeA	1.6	U	1	3.2	1.6	0.44	ng/L	01/15/2026 1624
PFPrA	3.2	UM-03	1	6.4	3.2	2.5	ng/L	01/15/2026 1624
3:3FTCA	4.0	U	1	8.0	4.0	1.5	ng/L	01/15/2026 1624
PFTeDA	0.80	U	1	1.6	0.80	0.43	ng/L	01/15/2026 1624
PFTrDA	0.80	U	1	1.6	0.80	0.61	ng/L	01/15/2026 1624
PFUnA	1.2	U	1	1.6	1.2	0.82	ng/L	01/15/2026 1624

LOQ = Limit of Quantitation
DL = Detection Limit
LOD = Limit of Detection

U = Not detected at or above the LOD
J = Estimated result < LOQ and ≥ DL
* = RSD is out of criteria

N = Recovery is out of criteria
P = The RPD between two GC columns exceeds 40%
+ = RPD is out of criteria

Note: Calculations are performed before rounding to avoid round-off errors in calculated results

PFAS by LC/MS/MS - MB

Sample ID: BQ29215-001
Batch: 29215
Analytical Method: 1633

Matrix: Aqueous
Prep Method: 1633
Prep Date: 01/12/2026 0952

Surrogate	Q	% Rec	Acceptance Limit
13C2-4:2FTS		109	40-200
13C2-6:2FTS		111	40-200
13C2-8:2FTS	M-03	111	40-300
13C8-PFOSA		112	40-130
D5-NEtFOSA		64	10-130
D3-NMeFOSA		65	10-130
D5-NEtFOSAA		96	25-135
D3-NMeFOSAA		102	40-170
13C4-PFBA	M-03	105	5-130
13C5-PFPeA		115	40-130
13C5-PFHxA		109	40-130
13C4-PFHpA		107	40-130
13C8-PFOA		108	40-130
13C9-PFNA		105	40-130
13C6-PFDA		98	40-130
13C3-PFBS		103	40-135
13C3-PFHxS		103	40-130
13C8-PFOS		104	40-130
13C7-PFUnA		88	30-130
13C2-PFDoA		88	10-130
13C2-PFTeDA		76	10-130
13C3-HFPO-DA		106	40-130
D7-NMeFOSE	M-03	103	10-130
D9-NEtFOSE	M-03	97	10-130
13C3-PFPrA		119	5-130

LOQ = Limit of Quantitation
DL = Detection Limit
LOD = Limit of Detection

U = Not detected at or above the LOD
J = Estimated result < LOQ and ≥ DL
* = RSD is out of criteria

N = Recovery is out of criteria
P = The RPD between two GC columns exceeds 40%
+ = RPD is out of criteria

Note: Calculations are performed before rounding to avoid round-off errors in calculated results

PFAS by LC/MS/MS - LCS

Sample ID: BQ29215-002
Batch: 29215
Analytical Method: 1633

Matrix: Aqueous
Prep Method: 1633
Prep Date: 01/12/2026 0952

Parameter	Spike Amount (ng/L)	Result (ng/L)	Q	Dil	% Rec	%Rec Limit	Analysis Date
TFSI	78	88		1	112	70-140	01/15/2026 1634
11Cl-PF3OUdS	150	120		1	81	55-160	01/15/2026 1634
9Cl-PF3ONS	150	140		1	94	70-155	01/15/2026 1634
ADONA	150	140		1	91	65-145	01/15/2026 1634
8:2FTS	150	170		1	113	60-150	01/15/2026 1634
4:2FTS	150	150		1	99	70-145	01/15/2026 1634
6:2FTS	150	150		1	96	65-155	01/15/2026 1634
5:3FTCA	1000	1100		1	115	70-135	01/15/2026 1634
HFPO-DA	160	170		1	107	70-140	01/15/2026 1634
NEtFOSA	40	42	M-03	1	105	65-145	01/15/2026 1634
NEtFOSAA	40	41	M-03	1	103	70-145	01/15/2026 1634
NEtFOSE	400	410	M-03	1	103	70-135	01/15/2026 1634
NMeFOSA	40	40	M-03	1	100	60-150	01/15/2026 1634
NMeFOSAA	40	37	M-03	1	91	50-140	01/15/2026 1634
NMeFOSE	400	410	M-03	1	103	70-145	01/15/2026 1634
NFDHA	80	89		1	112	50-150	01/15/2026 1634
PFEESA	71	70		1	99	70-140	01/15/2026 1634
PFMPA	80	79	M-03	1	99	55-140	01/15/2026 1634
PFMBA	80	77	M-03	1	96	60-150	01/15/2026 1634
PFBS	36	38		1	107	60-145	01/15/2026 1634
PFBA	160	150	M-03	1	97	70-140	01/15/2026 1634
PFDS	39	30	M-03	1	79	60-145	01/15/2026 1634
PFDA	40	39		1	99	70-140	01/15/2026 1634
PFDoS	39	28	M-03	1	72	50-145	01/15/2026 1634
PFDoA	40	43	M-03	1	108	70-140	01/15/2026 1634
PFHpS	38	39	M-03	1	102	70-150	01/15/2026 1634
PFHpA	40	35		1	88	70-150	01/15/2026 1634
7:3FTCA	1000	1100		1	109	50-145	01/15/2026 1634
PFHxS	36	39	M-03	1	108	65-145	01/15/2026 1634
PFHxA	40	39		1	98	70-145	01/15/2026 1634
PFNS	38	35		1	90	65-145	01/15/2026 1634
PFNA	40	38	M-03	1	94	70-150	01/15/2026 1634
PFOSA	40	40	M-03	1	99	70-145	01/15/2026 1634
PFOS	37	32	M-03	1	87	55-150	01/15/2026 1634
PFOA	40	36		1	90	70-150	01/15/2026 1634
PFPeS	38	41		1	108	65-140	01/15/2026 1634
PFPeA	80	78	M-03	1	98	65-135	01/15/2026 1634
PFPrA	160	160		1	98	70-140	01/15/2026 1634
3:3FTCA	200	230	M-03	1	117	65-130	01/15/2026 1634
PFTeDA	40	37		1	92	60-140	01/15/2026 1634
PFTrDA	40	42	M-03	1	105	65-140	01/15/2026 1634
PFUnA	40	39	M-03	1	96	70-145	01/15/2026 1634

LOQ = Limit of Quantitation
DL = Detection Limit
LOD = Limit of Detection

U = Not detected at or above the LOD
J = Estimated result < LOQ and ≥ DL
* = RSD is out of criteria

N = Recovery is out of criteria
P = The RPD between two GC columns exceeds 40%
+ = RPD is out of criteria

Note: Calculations are performed before rounding to avoid round-off errors in calculated results

PFAS by LC/MS/MS - LCS

Sample ID: BQ29215-002
Batch: 29215
Analytical Method: 1633

Matrix: Aqueous
Prep Method: 1633
Prep Date: 01/12/2026 0952

Surrogate	Q	% Rec	Acceptance Limit
13C2-4:2FTS		119	40-200
13C2-6:2FTS		124	40-200
13C2-8:2FTS		108	40-300
13C8-PFOSA		109	40-130
D5-NEtFOSA	M-03	71	10-130
D3-NMeFOSA		74	10-130
D5-NEtFOSAA		94	25-135
D3-NMeFOSAA		105	40-170
13C4-PFBA	M-03	105	5-130
13C5-PFPeA		102	40-130
13C5-PFHxA		97	40-130
13C4-PFHpA		107	40-130
13C8-PFOA		109	40-130
13C9-PFNA		102	40-130
13C6-PFDA		99	40-130
13C3-PFBS		99	40-135
13C3-PFHxS		103	40-130
13C8-PFOS		106	40-130
13C7-PFUnA		88	30-130
13C2-PFDoA		79	10-130
13C2-PFTeDA		86	10-130
13C3-HFPO-DA		96	40-130
D7-NMeFOSE	M-03	108	10-130
D9-NEtFOSE	M-03	106	10-130
13C3-PFPrA		107	5-130

LOQ = Limit of Quantitation
DL = Detection Limit
LOD = Limit of Detection

U = Not detected at or above the LOD
J = Estimated result < LOQ and ≥ DL
* = RSD is out of criteria

N = Recovery is out of criteria
P = The RPD between two GC columns exceeds 40%
+ = RPD is out of criteria

Note: Calculations are performed before rounding to avoid round-off errors in calculated results

PFAS by LC/MS/MS - LCS

Sample ID: BQ29215-102
Batch: 29215
Analytical Method: 1633

Matrix: Aqueous
Prep Method: 1633
Prep Date: 01/12/2026 0952

Parameter	Spike Amount (ng/L)	Result (ng/L)	Q	Dil	% Rec	%Rec Limit	Analysis Date
TFSI	6.3	6.3	M-03	1	101	70-140	01/15/2026 1644
11Cl-PF3OUdS	12	12	M-03	1	96	55-160	01/15/2026 1644
9Cl-PF3ONS	12	15	M-03	1	123	70-155	01/15/2026 1644
ADONA	12	16		1	131	65-145	01/15/2026 1644
8:2FTS	12	15	M-03	1	121	60-150	01/15/2026 1644
4:2FTS	12	14	M-03	1	119	70-145	01/15/2026 1644
6:2FTS	12	15		1	122	65-155	01/15/2026 1644
5:3FTCA	80	120	N	1	149	70-135	01/15/2026 1644
HFPO-DA	13	17		1	130	70-140	01/15/2026 1644
NEtFOSA	3.2	3.7	M-03	1	114	65-145	01/15/2026 1644
NEtFOSAA	3.2	3.9	M-03	1	121	70-145	01/15/2026 1644
NEtFOSE	32	41	M-03	1	128	70-135	01/15/2026 1644
NMeFOSA	3.2	4.2	M-03	1	130	60-150	01/15/2026 1644
NMeFOSAA	3.2	3.4	M-03	1	106	50-140	01/15/2026 1644
NMeFOSE	32	41	M-03	1	128	70-145	01/15/2026 1644
NFDHA	6.4	9.6	M-03	1	150	50-150	01/15/2026 1644
PFEESA	5.7	7.2		1	127	70-140	01/15/2026 1644
PFMPA	6.4	8.0	M-03	1	125	55-140	01/15/2026 1644
PFMBA	6.4	7.9	M-03	1	124	60-150	01/15/2026 1644
PFBS	2.8	3.5	M-03	1	123	60-145	01/15/2026 1644
PFBA	13	16	M-03	1	129	70-140	01/15/2026 1644
PFDS	3.1	2.7	M-03	1	87	60-145	01/15/2026 1644
PFDA	3.2	3.6		1	112	70-140	01/15/2026 1644
PFDoS	3.1	2.7	M-03	1	88	50-145	01/15/2026 1644
PFDoA	3.2	4.3	M-03	1	134	70-140	01/15/2026 1644
PFHpS	3.0	3.9	M-03	1	127	70-150	01/15/2026 1644
PFHpA	3.2	4.1	M-03	1	127	70-150	01/15/2026 1644
7:3FTCA	80	110	M-03	1	138	50-145	01/15/2026 1644
PFHxS	2.9	3.2	M-03	1	112	65-145	01/15/2026 1644
PFHxA	3.2	4.2	M-03	1	132	70-145	01/15/2026 1644
PFNS	3.1	3.5	M-03	1	114	65-145	01/15/2026 1644
PFNA	3.2	4.0	M-03	1	125	70-150	01/15/2026 1644
PFOSA	3.2	3.9	M-03	1	123	70-145	01/15/2026 1644
PFOS	3.0	3.5	M-03	1	119	55-150	01/15/2026 1644
PFOA	3.2	4.3	M-03	1	134	70-150	01/15/2026 1644
PFPeS	3.0	3.8	M-03	1	127	65-140	01/15/2026 1644
PFPeA	6.4	7.6	M-03	1	119	65-135	01/15/2026 1644
PFPrA	13	16		1	123	70-140	01/15/2026 1644
3:3FTCA	16	24	NM-03	1	152	65-130	01/15/2026 1644
PFTeDA	3.2	3.8	M-03	1	120	60-140	01/15/2026 1644
PFTrDA	3.2	4.3	M-03	1	135	65-140	01/15/2026 1644
PFUnA	3.2	4.0	M-03	1	124	70-145	01/15/2026 1644

LOQ = Limit of Quantitation
DL = Detection Limit
LOD = Limit of Detection

U = Not detected at or above the LOD
J = Estimated result < LOQ and ≥ DL
* = RSD is out of criteria

N = Recovery is out of criteria
P = The RPD between two GC columns exceeds 40%
+ = RPD is out of criteria

Note: Calculations are performed before rounding to avoid round-off errors in calculated results

PFAS by LC/MS/MS - LCS

Sample ID: BQ29215-102
Batch: 29215
Analytical Method: 1633

Matrix: Aqueous
Prep Method: 1633
Prep Date: 01/12/2026 0952

Surrogate	Q	% Rec	Acceptance Limit
13C2-4:2FTS	M-03	118	40-200
13C2-6:2FTS		125	40-200
13C2-8:2FTS	M-03	116	40-300
13C8-PFOSA		115	40-130
D5-NEtFOSA		65	10-130
D3-NMeFOSA		64	10-130
D5-NEtFOSAA	M-03	105	25-135
D3-NMeFOSAA		108	40-170
13C4-PFBA	M-03	108	5-130
13C5-PFPeA		109	40-130
13C5-PFHxA		100	40-130
13C4-PFHpA		102	40-130
13C8-PFOA		108	40-130
13C9-PFNA		102	40-130
13C6-PFDA		107	40-130
13C3-PFBS		104	40-135
13C3-PFHxS		105	40-130
13C8-PFOS		111	40-130
13C7-PFUnA		94	30-130
13C2-PFDoA	M-03	83	10-130
13C2-PFTeDA		85	10-130
13C3-HFPO-DA		106	40-130
D7-NMeFOSE		106	10-130
D9-NEtFOSE	M-03	108	10-130
13C3-PFPrA		122	5-130

LOQ = Limit of Quantitation
DL = Detection Limit
LOD = Limit of Detection

U = Not detected at or above the LOD
J = Estimated result < LOQ and ≥ DL
* = RSD is out of criteria

N = Recovery is out of criteria
P = The RPD between two GC columns exceeds 40%
+ = RPD is out of criteria

Note: Calculations are performed before rounding to avoid round-off errors in calculated results

PFAS by LC/MS/MS - MB

Sample ID: BQ29234-001
Batch: 29234
Analytical Method: 1633

Matrix: Aqueous
Prep Method: 1633
Prep Date: 01/12/2026 1609

Parameter	Result	Q	Dil	LOQ	LOD	DL	Units	Analysis Date
TFSI	1.6	U	1	3.2	1.6	0.51	ng/L	01/13/2026 1908
11Cl-PF3OUdS	3.0	U	1	6.4	3.0	0.95	ng/L	01/13/2026 1908
9Cl-PF3ONS	3.0	U	1	6.4	3.0	1.1	ng/L	01/13/2026 1908
ADONA	3.0	U	1	6.4	3.0	1.0	ng/L	01/13/2026 1908
8:2FTS	3.1	U	1	6.4	3.1	2.5	ng/L	01/13/2026 1908
4:2FTS	3.0	U	1	6.4	3.0	1.7	ng/L	01/13/2026 1908
6:2FTS	3.0	U	1	6.4	3.0	2.1	ng/L	01/13/2026 1908
5:3FTCA	20	U	1	40	20	6.6	ng/L	01/13/2026 1908
HFPO-DA	3.2	U	1	6.4	3.2	1.1	ng/L	01/13/2026 1908
NEtFOSA	0.80	U	1	1.6	0.80	0.44	ng/L	01/13/2026 1908
NEtFOSAA	1.2	U	1	1.6	1.2	0.93	ng/L	01/13/2026 1908
NEtFOSE	8.0	U	1	16	8.0	3.0	ng/L	01/13/2026 1908
NMeFOSA	0.80	U	1	1.6	0.80	0.30	ng/L	01/13/2026 1908
NMeFOSAA	0.80	U	1	1.6	0.80	0.30	ng/L	01/13/2026 1908
NMeFOSE	8.0	U	1	16	8.0	3.3	ng/L	01/13/2026 1908
NFDHA	1.6	U	1	3.2	1.6	0.79	ng/L	01/13/2026 1908
PFEESA	1.4	U	1	3.2	1.4	0.30	ng/L	01/13/2026 1908
PFMPA	1.6	U	1	3.2	1.6	0.72	ng/L	01/13/2026 1908
PFMBA	1.6	U	1	3.2	1.6	0.53	ng/L	01/13/2026 1908
PFBS	1.4	U	1	1.6	1.4	1.2	ng/L	01/13/2026 1908
PFBA	3.2	U	1	6.4	3.2	0.95	ng/L	01/13/2026 1908
PFDS	0.77	U	1	1.6	0.77	0.41	ng/L	01/13/2026 1908
PFDA	0.80	U	1	1.6	0.80	0.49	ng/L	01/13/2026 1908
PFDoS	0.77	U	1	1.6	0.77	0.36	ng/L	01/13/2026 1908
PFDoA	0.80	U	1	1.6	0.80	0.19	ng/L	01/13/2026 1908
PFHpS	0.76	U	1	1.6	0.76	0.58	ng/L	01/13/2026 1908
PFHpA	0.80	U	1	1.6	0.80	0.32	ng/L	01/13/2026 1908
7:3FTCA	20	U	1	40	20	8.1	ng/L	01/13/2026 1908
PFHxS	0.73	UM-03	1	1.6	0.73	0.71	ng/L	01/13/2026 1908
PFHxA	0.80	U	1	1.6	0.80	0.24	ng/L	01/13/2026 1908
PFNS	0.77	U	1	1.6	0.77	0.47	ng/L	01/13/2026 1908
PFNA	0.80	U	1	1.6	0.80	0.61	ng/L	01/13/2026 1908
PFOSA	0.80	U	1	1.6	0.80	0.29	ng/L	01/13/2026 1908
PFOS	0.74	U	1	1.6	0.74	0.55	ng/L	01/13/2026 1908
PFOA	0.80	U	1	1.6	0.80	0.73	ng/L	01/13/2026 1908
PFPeS	0.75	U	1	1.6	0.75	0.44	ng/L	01/13/2026 1908
PFPeA	1.6	U	1	3.2	1.6	0.44	ng/L	01/13/2026 1908
PFPrA	3.2	U	1	6.4	3.2	2.5	ng/L	01/13/2026 1908
3:3FTCA	4.0	U	1	8.0	4.0	1.5	ng/L	01/13/2026 1908
PFTeDA	0.80	U	1	1.6	0.80	0.43	ng/L	01/13/2026 1908
PFTrDA	0.80	U	1	1.6	0.80	0.61	ng/L	01/13/2026 1908
PFUnA	1.2	U	1	1.6	1.2	0.82	ng/L	01/13/2026 1908

LOQ = Limit of Quantitation
DL = Detection Limit
LOD = Limit of Detection

U = Not detected at or above the LOD
J = Estimated result < LOQ and ≥ DL
* = RSD is out of criteria

N = Recovery is out of criteria
P = The RPD between two GC columns exceeds 40%
+ = RPD is out of criteria

Note: Calculations are performed before rounding to avoid round-off errors in calculated results

PFAS by LC/MS/MS - MB

Sample ID: BQ29234-001
Batch: 29234
Analytical Method: 1633

Matrix: Aqueous
Prep Method: 1633
Prep Date: 01/12/2026 1609

Surrogate	Q	% Rec	Acceptance Limit
13C2-4:2FTS	M-03	116	40-200
13C2-6:2FTS		118	40-200
13C2-8:2FTS		108	40-300
13C8-PFOSA		109	40-130
D5-NEtFOSA	M-03	72	10-130
D3-NMeFOSA		77	10-130
D5-NEtFOSAA	M-03	106	25-135
D3-NMeFOSAA		112	40-170
13C4-PFBA		114	5-130
13C5-PFPeA		117	40-130
13C5-PFHxA		117	40-130
13C4-PFHpA		115	40-130
13C8-PFOA		110	40-130
13C9-PFNA		116	40-130
13C6-PFDA		116	40-130
13C3-PFBS		103	40-135
13C3-PFHxS		115	40-130
13C8-PFOS		105	40-130
13C7-PFUnA		111	30-130
13C2-PFDoA		97	10-130
13C2-PFTeDA		84	10-130
13C3-HFPO-DA		119	40-130
D7-NMeFOSE		103	10-130
D9-NEtFOSE		100	10-130
13C3-PFPrA		115	5-130

LOQ = Limit of Quantitation
DL = Detection Limit
LOD = Limit of Detection

U = Not detected at or above the LOD
J = Estimated result < LOQ and ≥ DL
* = RSD is out of criteria

N = Recovery is out of criteria
P = The RPD between two GC columns exceeds 40%
+ = RPD is out of criteria

Note: Calculations are performed before rounding to avoid round-off errors in calculated results

PFAS by LC/MS/MS - LCS

Sample ID: BQ29234-002
Batch: 29234
Analytical Method: 1633

Matrix: Aqueous
Prep Method: 1633
Prep Date: 01/12/2026 1609

Parameter	Spike Amount (ng/L)	Result (ng/L)	Q	Dil	% Rec	%Rec Limit	Analysis Date
TFSI	78	60		1	77	70-140	01/13/2026 1918
11Cl-PF3OUdS	150	140		1	91	55-160	01/13/2026 1918
9Cl-PF3ONS	150	140		1	97	70-155	01/13/2026 1918
ADONA	150	150		1	101	65-145	01/13/2026 1918
8:2FTS	150	150		1	100	60-150	01/13/2026 1918
4:2FTS	150	140		1	96	70-145	01/13/2026 1918
6:2FTS	150	140		1	95	65-155	01/13/2026 1918
5:3FTCA	1000	970		1	97	70-135	01/13/2026 1918
HFPO-DA	160	160		1	99	70-140	01/13/2026 1918
NEtFOSA	40	37		1	93	65-145	01/13/2026 1918
NEtFOSAA	40	37		1	92	70-145	01/13/2026 1918
NEtFOSE	400	370		1	93	70-135	01/13/2026 1918
NMeFOSA	40	37	M-03	1	92	60-150	01/13/2026 1918
NMeFOSAA	40	41	M-03	1	102	50-140	01/13/2026 1918
NMeFOSE	400	380	M-03	1	94	70-145	01/13/2026 1918
NFDHA	80	85		1	107	50-150	01/13/2026 1918
PFEESA	71	60		1	85	70-140	01/13/2026 1918
PFMPA	80	72	M-03	1	90	55-140	01/13/2026 1918
PFMBA	80	74	M-03	1	92	60-150	01/13/2026 1918
PFBS	36	35		1	99	60-145	01/13/2026 1918
PFBA	160	140	M-03	1	91	70-140	01/13/2026 1918
PFDS	39	34		1	89	60-145	01/13/2026 1918
PFDA	40	35		1	88	70-140	01/13/2026 1918
PFDoS	39	31		1	80	50-145	01/13/2026 1918
PFDoA	40	38		1	95	70-140	01/13/2026 1918
PFHpS	38	38		1	99	70-150	01/13/2026 1918
PFHpA	40	38		1	95	70-150	01/13/2026 1918
7:3FTCA	1000	850		1	85	50-145	01/13/2026 1918
PFHxS	36	32		1	87	65-145	01/13/2026 1918
PFHxA	40	39		1	98	70-145	01/13/2026 1918
PFNS	38	35		1	91	65-145	01/13/2026 1918
PFNA	40	36	M-03	1	91	70-150	01/13/2026 1918
PFOSA	40	36	M-03	1	91	70-145	01/13/2026 1918
PFOS	37	36	M-03	1	96	55-150	01/13/2026 1918
PFOA	40	40		1	99	70-150	01/13/2026 1918
PFPeS	38	33		1	89	65-140	01/13/2026 1918
PFPeA	80	74	M-03	1	93	65-135	01/13/2026 1918
PFPrA	160	130		1	79	70-140	01/13/2026 1918
3:3FTCA	200	180		1	91	65-130	01/13/2026 1918
PFTeDA	40	35		1	87	60-140	01/13/2026 1918
PFTrDA	40	34		1	85	65-140	01/13/2026 1918
PFUnA	40	36		1	89	70-145	01/13/2026 1918

LOQ = Limit of Quantitation
DL = Detection Limit
LOD = Limit of Detection

U = Not detected at or above the LOD
J = Estimated result < LOQ and ≥ DL
* = RSD is out of criteria

N = Recovery is out of criteria
P = The RPD between two GC columns exceeds 40%
+ = RPD is out of criteria

Note: Calculations are performed before rounding to avoid round-off errors in calculated results

PFAS by LC/MS/MS - LCS

Sample ID: BQ29234-002
Batch: 29234
Analytical Method: 1633

Matrix: Aqueous
Prep Method: 1633
Prep Date: 01/12/2026 1609

Surrogate	Q	% Rec	Acceptance Limit
13C2-4:2FTS		115	40-200
13C2-6:2FTS		118	40-200
13C2-8:2FTS		112	40-300
13C8-PFOSA		115	40-130
D5-NEtFOSA	M-03	84	10-130
D3-NMeFOSA		86	10-130
D5-NEtFOSAA		114	25-135
D3-NMeFOSAA		115	40-170
13C4-PFBA		117	5-130
13C5-PFPeA		119	40-130
13C5-PFHxA		115	40-130
13C4-PFHpA		113	40-130
13C8-PFOA		112	40-130
13C9-PFNA		116	40-130
13C6-PFDA	M-03	118	40-130
13C3-PFBS		102	40-135
13C3-PFHxS		116	40-130
13C8-PFOS		111	40-130
13C7-PFUnA		112	30-130
13C2-PFDoA		102	10-130
13C2-PFTeDA		98	10-130
13C3-HFPO-DA		121	40-130
D7-NMeFOSE		113	10-130
D9-NEtFOSE		110	10-130
13C3-PFPrA		117	5-130

LOQ = Limit of Quantitation
DL = Detection Limit
LOD = Limit of Detection

U = Not detected at or above the LOD
J = Estimated result < LOQ and ≥ DL
* = RSD is out of criteria

N = Recovery is out of criteria
P = The RPD between two GC columns exceeds 40%
+ = RPD is out of criteria

Note: Calculations are performed before rounding to avoid round-off errors in calculated results

PFAS by LC/MS/MS - LCS

Sample ID: BQ29234-102
Batch: 29234
Analytical Method: 1633

Matrix: Aqueous
Prep Method: 1633
Prep Date: 01/12/2026 1609

Parameter	Spike Amount (ng/L)	Result (ng/L)	Q	Dil	% Rec	%Rec Limit	Analysis Date
TFSI	6.3	5.2		1	82	70-140	01/13/2026 1928
11Cl-PF3OUdS	12	16		1	130	55-160	01/13/2026 1928
9Cl-PF3ONS	12	16		1	133	70-155	01/13/2026 1928
ADONA	12	15		1	122	65-145	01/13/2026 1928
8:2FTS	12	16	M-03	1	131	60-150	01/13/2026 1928
4:2FTS	12	15	M-03	1	127	70-145	01/13/2026 1928
6:2FTS	12	16	M-03	1	130	65-155	01/13/2026 1928
5:3FTCA	80	100		1	129	70-135	01/13/2026 1928
HFPO-DA	13	16		1	126	70-140	01/13/2026 1928
NEtFOSA	3.2	4.1	M-03	1	129	65-145	01/13/2026 1928
NEtFOSAA	3.2	4.2	M-03	1	131	70-145	01/13/2026 1928
NEtFOSE	32	39		1	121	70-135	01/13/2026 1928
NMeFOSA	3.2	4.4	M-03	1	138	60-150	01/13/2026 1928
NMeFOSAA	3.2	4.3	M-03	1	134	50-140	01/13/2026 1928
NMeFOSE	32	39	M-03	1	123	70-145	01/13/2026 1928
NFDHA	6.4	8.5		1	133	50-150	01/13/2026 1928
PFEESA	5.7	6.8		1	119	70-140	01/13/2026 1928
PFMPA	6.4	7.7	M-03	1	121	55-140	01/13/2026 1928
PFMBA	6.4	7.9	M-03	1	123	60-150	01/13/2026 1928
PFBS	2.8	3.9	M-03	1	137	60-145	01/13/2026 1928
PFBA	13	15	M-03	1	121	70-140	01/13/2026 1928
PFDS	3.1	3.6	M-03	1	118	60-145	01/13/2026 1928
PFDA	3.2	3.3	M-03	1	102	70-140	01/13/2026 1928
PFDoS	3.1	3.7	M-03	1	120	50-145	01/13/2026 1928
PFDoA	3.2	4.0		1	126	70-140	01/13/2026 1928
PFHpS	3.0	3.8	M-03	1	127	70-150	01/13/2026 1928
PFHpA	3.2	4.0	M-03	1	125	70-150	01/13/2026 1928
7:3FTCA	80	89		1	111	50-145	01/13/2026 1928
PFHxS	2.9	3.7	M-03	1	128	65-145	01/13/2026 1928
PFHxA	3.2	4.1		1	128	70-145	01/13/2026 1928
PFNS	3.1	4.0		1	129	65-145	01/13/2026 1928
PFNA	3.2	4.1	M-03	1	128	70-150	01/13/2026 1928
PFOSA	3.2	4.0	M-03	1	125	70-145	01/13/2026 1928
PFOS	3.0	3.8	M-03	1	129	55-150	01/13/2026 1928
PFOA	3.2	4.8	M-03	1	148	70-150	01/13/2026 1928
PFPeS	3.0	3.4	M-03	1	114	65-140	01/13/2026 1928
PFPeA	6.4	8.2	M-03	1	128	65-135	01/13/2026 1928
PFPrA	13	14	M-03	1	113	70-140	01/13/2026 1928
3:3FTCA	16	21		1	128	65-130	01/13/2026 1928
PFTeDA	3.2	3.7	M-03	1	115	60-140	01/13/2026 1928
PFTrDA	3.2	3.6	M-03	1	113	65-140	01/13/2026 1928
PFUnA	3.2	3.9	M-03	1	123	70-145	01/13/2026 1928

LOQ = Limit of Quantitation
DL = Detection Limit
LOD = Limit of Detection

U = Not detected at or above the LOD
J = Estimated result < LOQ and ≥ DL
* = RSD is out of criteria

N = Recovery is out of criteria
P = The RPD between two GC columns exceeds 40%
+ = RPD is out of criteria

Note: Calculations are performed before rounding to avoid round-off errors in calculated results

Pace Analytical Services, LLC *(formerly Shealy Environmental Services, Inc.)*
106 Vantage Point Drive West Columbia, SC 29172 (803) 791-9700 Fax (803) 791-9111 www.pacelabs.com

PFAS by LC/MS/MS - LCS

Sample ID: BQ29234-102
Batch: 29234
Analytical Method: 1633

Matrix: Aqueous
Prep Method: 1633
Prep Date: 01/12/2026 1609

Surrogate	Q	% Rec	Acceptance Limit
13C2-4:2FTS		81	40-200
13C2-6:2FTS		77	40-200
13C2-8:2FTS		77	40-300
13C8-PFOSA		83	40-130
D5-NEtFOSA		61	10-130
D3-NMeFOSA	M-03	63	10-130
D5-NEtFOSAA		83	25-135
D3-NMeFOSAA		84	40-170
13C4-PFBA		88	5-130
13C5-PFPeA		87	40-130
13C5-PFHxA		83	40-130
13C4-PFHpA		85	40-130
13C8-PFOA		79	40-130
13C9-PFNA		81	40-130
13C6-PFDA		89	40-130
13C3-PFBS		72	40-135
13C3-PFHxS		81	40-130
13C8-PFOS		76	40-130
13C7-PFUnA		81	30-130
13C2-PFDoA		77	10-130
13C2-PFTeDA		74	10-130
13C3-HFPO-DA		86	40-130
D7-NMeFOSE		84	10-130
D9-NEtFOSE		83	10-130
13C3-PFPrA		85	5-130

LOQ = Limit of Quantitation
DL = Detection Limit
LOD = Limit of Detection

U = Not detected at or above the LOD
J = Estimated result < LOQ and ≥ DL
* = RSD is out of criteria

N = Recovery is out of criteria
P = The RPD between two GC columns exceeds 40%
+ = RPD is out of criteria

Note: Calculations are performed before rounding to avoid round-off errors in calculated results

PFAS by LC/MS/MS - MS

Sample ID: BA09009-002MS
Batch: 29234
Analytical Method: 1633

Matrix: Aqueous
Prep Method: 1633
Prep Date: 01/12/2026 1609

Parameter	Sample Amount (ng/L)	Spike Amount (ng/L)	Result (ng/L)	Q	Dil	% Rec	%Rec Limit	Analysis Date
TFSI	ND	390	200	N	1	51	70-140	01/13/2026 2203
11Cl-PF3OUdS	ND	750	670		1	89	55-160	01/13/2026 2203
9Cl-PF3ONS	ND	750	720		1	96	70-155	01/13/2026 2203
ADONA	ND	760	780		1	103	65-145	01/13/2026 2203
8:2FTS	ND	770	800		1	104	60-150	01/13/2026 2203
4:2FTS	ND	750	740	M-03	1	98	70-145	01/13/2026 2203
6:2FTS	ND	760	760		1	100	65-155	01/13/2026 2203
5:3FTCA	ND	5000	5200		1	104	70-135	01/13/2026 2203
HFPO-DA	ND	800	820		1	102	70-140	01/13/2026 2203
NEtFOSA	ND	200	200	M-03	1	98	65-145	01/13/2026 2203
NEtFOSAA	ND	200	210	M-03	1	103	70-145	01/13/2026 2203
NEtFOSE	ND	2000	2000	M-03	1	99	70-135	01/13/2026 2203
NMeFOSA	ND	200	200	M-03	1	98	60-150	01/13/2026 2203
NMeFOSAA	ND	200	210		1	105	50-140	01/13/2026 2203
NMeFOSE	ND	2000	2000	M-03	1	98	70-145	01/13/2026 2203
NFDHA	ND	400	420		1	106	50-150	01/13/2026 2203
PFEESA	ND	360	340		1	94	70-140	01/13/2026 2203
PFMPA	ND	400	390	M-03	1	97	55-140	01/13/2026 2203
PFMBA	ND	400	390	M-03	1	97	60-150	01/13/2026 2203
PFBS	ND	180	190	M-03	1	104	60-145	01/13/2026 2203
PFBA	6.1	800	790		1	97	70-140	01/13/2026 2203
PFDS	ND	190	170		1	89	60-145	01/13/2026 2203
PFDA	ND	200	190		1	96	70-140	01/13/2026 2203
PFDoS	ND	190	150	M-03	1	77	50-145	01/13/2026 2203
PFDoA	ND	200	200		1	99	70-140	01/13/2026 2203
PFHpS	3.5	190	190		1	99	70-150	01/13/2026 2203
PFHpA	3.7	200	210		1	102	70-150	01/13/2026 2203
7:3FTCA	ND	5000	4500	M-03	1	91	50-145	01/13/2026 2203
PFHxS	11	180	160		1	84	65-145	01/13/2026 2203
PFHxA	3.3	200	200		1	100	70-145	01/13/2026 2203
PFNS	ND	190	170		1	90	65-145	01/13/2026 2203
PFNA	ND	200	180	M-03	1	90	70-150	01/13/2026 2203
PFOSA	ND	200	190	M-03	1	97	70-145	01/13/2026 2203
PFOS	250	190	420	M-03	1	95	55-150	01/13/2026 2203
PFOA	21	200	240		1	108	70-150	01/13/2026 2203
PFPeS	ND	190	170		1	91	65-140	01/13/2026 2203
PFPeA	2.7	400	400	M-03	1	98	65-135	01/13/2026 2203
PFPrA	ND	800	700		1	86	70-140	01/13/2026 2203
3:3FTCA	ND	1000	940		1	94	65-130	01/13/2026 2203
PFTeDA	ND	200	190	M-03	1	93	60-140	01/13/2026 2203
PFTrDA	ND	200	170	M-03	1	84	65-140	01/13/2026 2203
PFUnA	ND	200	190		1	96	70-145	01/13/2026 2203

LOQ = Limit of Quantitation
DL = Detection Limit
LOD = Limit of Detection

U = Not detected at or above the LOD
J = Estimated result < LOQ and ≥ DL
* = RSD is out of criteria

N = Recovery is out of criteria
P = The RPD between two GC columns exceeds 40%
+ = RPD is out of criteria

Note: Calculations are performed before rounding to avoid round-off errors in calculated results

PFAS by LC/MS/MS - MS

Sample ID: BA09009-002MS
Batch: 29234
Analytical Method: 1633

Matrix: Aqueous
Prep Method: 1633
Prep Date: 01/12/2026 1609

Surrogate	Q	% Rec	Acceptance Limit
13C2-4:2FTS	M-03	101	40-200
13C2-6:2FTS		101	40-200
13C2-8:2FTS		95	40-300
13C8-PFOSA		93	40-130
D5-NEtFOSA		73	10-130
D3-NMeFOSA		78	10-130
D5-NEtFOSAA		89	25-135
D3-NMeFOSAA		92	40-170
13C4-PFBA		100	5-130
13C5-PFPeA		101	40-130
13C5-PFHxA		100	40-130
13C4-PFHpA		99	40-130
13C8-PFOA		90	40-130
13C9-PFNA		106	40-130
13C6-PFDA		94	40-130
13C3-PFBS		87	40-135
13C3-PFHxS		96	40-130
13C8-PFOS		90	40-130
13C7-PFUnA		91	30-130
13C2-PFDoA		82	10-130
13C2-PFTeDA		74	10-130
13C3-HFPO-DA		102	40-130
D7-NMeFOSE		90	10-130
D9-NEtFOSE		85	10-130
13C3-PFPrA		103	5-130

LOQ = Limit of Quantitation
DL = Detection Limit
LOD = Limit of Detection

U = Not detected at or above the LOD
J = Estimated result < LOQ and ≥ DL
* = RSD is out of criteria

N = Recovery is out of criteria
P = The RPD between two GC columns exceeds 40%
+ = RPD is out of criteria

Note: Calculations are performed before rounding to avoid round-off errors in calculated results

PFAS by LC/MS/MS - MSD

Sample ID: BA09009-002MD
Batch: 29234
Analytical Method: 1633

Matrix: Aqueous
Prep Method: 1633
Prep Date: 01/12/2026 1609

Parameter	Sample Amount (ng/L)	Spike Amount (ng/L)	Result (ng/L)	Q	Dil	% Rec	% RPD	%Rec Limit	% RPD Limit	Analysis Date
TFSI	ND	390	230	N	1	58	13	70-140	30	01/13/2026 2213
11Cl-PF3OUdS	ND	750	680		1	90	0.60	55-160	30	01/13/2026 2213
9Cl-PF3ONS	ND	750	700		1	94	2.3	70-155	30	01/13/2026 2213
ADONA	ND	760	740		1	98	4.8	65-145	30	01/13/2026 2213
8:2FTS	ND	770	730		1	96	8.8	60-150	30	01/13/2026 2213
4:2FTS	ND	750	710		1	95	3.9	70-145	30	01/13/2026 2213
6:2FTS	ND	760	700		1	93	7.4	65-155	30	01/13/2026 2213
5:3FTCA	ND	5000	4700		1	94	9.8	70-135	30	01/13/2026 2213
HFPO-DA	ND	800	760		1	95	7.0	70-140	30	01/13/2026 2213
NEtFOSA	ND	200	190		1	94	4.3	65-145	30	01/13/2026 2213
NEtFOSAA	ND	200	190	M-03	1	93	10	70-145	30	01/13/2026 2213
NEtFOSE	ND	2000	1800		1	91	8.5	70-135	30	01/13/2026 2213
NMeFOSA	ND	200	180	M-03	1	89	10	60-150	30	01/13/2026 2213
NMeFOSAA	ND	200	190		1	96	8.5	50-140	30	01/13/2026 2213
NMeFOSE	ND	2000	1800	M-03	1	92	7.0	70-145	30	01/13/2026 2213
NFDHA	ND	400	420		1	104	1.7	50-150	30	01/13/2026 2213
PFEESA	ND	360	310		1	86	9.0	70-140	30	01/13/2026 2213
PFMPA	ND	400	360	M-03	1	90	8.1	55-140	30	01/13/2026 2213
PFMBA	ND	400	370	M-03	1	92	4.6	60-150	30	01/13/2026 2213
PFBS	ND	180	170		1	96	8.3	60-145	30	01/13/2026 2213
PFBA	6.1	800	730		1	90	7.6	70-140	30	01/13/2026 2213
PFDS	ND	190	160		1	85	4.6	60-145	30	01/13/2026 2213
PFDA	ND	200	170		1	86	12	70-140	30	01/13/2026 2213
PFDoS	ND	190	150		1	77	0.99	50-145	30	01/13/2026 2213
PFDoA	ND	200	180		1	92	7.3	70-140	30	01/13/2026 2213
PFHpS	3.5	190	190		1	98	0.90	70-150	30	01/13/2026 2213
PFHpA	3.7	200	190		1	92	9.7	70-150	30	01/13/2026 2213
7:3FTCA	ND	5000	4500	M-03	1	89	2.0	50-145	30	01/13/2026 2213
PFHxS	11	180	160		1	83	1.2	65-145	30	01/13/2026 2213
PFHxA	3.3	200	180		1	89	11	70-145	30	01/13/2026 2213
PFNS	ND	190	170		1	91	0.51	65-145	30	01/13/2026 2213
PFNA	ND	200	180	M-03	1	87	3.1	70-150	30	01/13/2026 2213
PFOSA	ND	200	180	M-03	1	88	9.4	70-145	30	01/13/2026 2213
PFOS	250	190	410	M-03	1	89	2.3	55-150	30	01/13/2026 2213
PFOA	21	200	210		1	96	11	70-150	30	01/13/2026 2213
PFPeS	ND	190	180		1	94	3.1	65-140	30	01/13/2026 2213
PFPeA	2.7	400	360	M-03	1	90	8.8	65-135	30	01/13/2026 2213
PFPrA	ND	800	660		1	81	5.9	70-140	30	01/13/2026 2213
3:3FTCA	ND	1000	890		1	89	5.6	65-130	30	01/13/2026 2213
PFTeDA	ND	200	180		1	91	2.2	60-140	30	01/13/2026 2213
PFTrDA	ND	200	170		1	84	0.16	65-140	30	01/13/2026 2213
PFUnA	ND	200	180		1	89	7.5	70-145	30	01/13/2026 2213

LOQ = Limit of Quantitation
DL = Detection Limit
LOD = Limit of Detection

U = Not detected at or above the LOD
J = Estimated result < LOQ and ≥ DL
* = RSD is out of criteria

N = Recovery is out of criteria
P = The RPD between two GC columns exceeds 40%
+ = RPD is out of criteria

Note: Calculations are performed before rounding to avoid round-off errors in calculated results

PFAS by LC/MS/MS - MSD

Sample ID: BA09009-002MD
Batch: 29234
Analytical Method: 1633

Matrix: Aqueous
Prep Method: 1633
Prep Date: 01/12/2026 1609

Surrogate	Q	% Rec	Acceptance Limit
13C2-4:2FTS		98	40-200
13C2-6:2FTS		96	40-200
13C2-8:2FTS		93	40-300
13C8-PFOSA		91	40-130
D5-NEtFOSA		67	10-130
D3-NMeFOSA		72	10-130
D5-NEtFOSAA		83	25-135
D3-NMeFOSAA		95	40-170
13C4-PFBA		99	5-130
13C5-PFPeA		100	40-130
13C5-PFHxA		100	40-130
13C4-PFHpA		97	40-130
13C8-PFOA		94	40-130
13C9-PFNA		97	40-130
13C6-PFDA		98	40-130
13C3-PFBS		85	40-135
13C3-PFHxS		89	40-130
13C8-PFOS		85	40-130
13C7-PFUnA		89	30-130
13C2-PFDoA		82	10-130
13C2-PFTeDA		73	10-130
13C3-HFPO-DA		102	40-130
D7-NMeFOSE		89	10-130
D9-NEtFOSE		84	10-130
13C3-PFPrA		99	5-130

LOQ = Limit of Quantitation
DL = Detection Limit
LOD = Limit of Detection

U = Not detected at or above the LOD
J = Estimated result < LOQ and ≥ DL
* = RSD is out of criteria

N = Recovery is out of criteria
P = The RPD between two GC columns exceeds 40%
+ = RPD is out of criteria

Note: Calculations are performed before rounding to avoid round-off errors in calculated results

PFAS by LC/MS/MS - MB

Sample ID: BQ29241-001
Batch: 29241
Analytical Method: 1633

Matrix: Solid
Prep Method: 1633
Prep Date: 01/13/2026 0857

Parameter	Result	Q	Dil	LOQ	LOD	DL	Units	Analysis Date
TFSI	0.20	U	1	0.40	0.20	0.076	ng/g	01/13/2026 2048
11Cl-PF3OUdS	0.38	U	1	0.80	0.38	0.21	ng/g	01/13/2026 2048
9Cl-PF3ONS	0.37	U	1	0.80	0.37	0.21	ng/g	01/13/2026 2048
ADONA	0.38	U	1	0.80	0.38	0.18	ng/g	01/13/2026 2048
8:2FTS	0.38	U	1	0.80	0.38	0.25	ng/g	01/13/2026 2048
4:2FTS	0.37	U	1	0.80	0.37	0.30	ng/g	01/13/2026 2048
6:2FTS	0.57	U	1	0.80	0.57	0.52	ng/g	01/13/2026 2048
5:3FTCA	2.5	U	1	5.0	2.5	1.7	ng/g	01/13/2026 2048
HFPO-DA	0.40	U	1	0.80	0.40	0.21	ng/g	01/13/2026 2048
NEtFOSA	0.10	U	1	0.20	0.10	0.079	ng/g	01/13/2026 2048
NEtFOSAA	0.10	U	1	0.20	0.10	0.089	ng/g	01/13/2026 2048
NEtFOSE	1.0	U	1	2.0	1.0	0.67	ng/g	01/13/2026 2048
NMeFOSA	0.10	U	1	0.20	0.10	0.060	ng/g	01/13/2026 2048
NMeFOSAA	0.15	U	1	0.20	0.15	0.15	ng/g	01/13/2026 2048
NMeFOSE	1.0	U	1	2.0	1.0	0.64	ng/g	01/13/2026 2048
NFDHA	0.20	U	1	0.40	0.20	0.16	ng/g	01/13/2026 2048
PFEESA	0.18	U	1	0.40	0.18	0.078	ng/g	01/13/2026 2048
PFMPA	0.20	U	1	0.40	0.20	0.13	ng/g	01/13/2026 2048
PFMBA	0.20	U	1	0.40	0.20	0.14	ng/g	01/13/2026 2048
PFBS	0.089	U	1	0.20	0.089	0.079	ng/g	01/13/2026 2048
PFBA	0.40	U	1	0.80	0.40	0.25	ng/g	01/13/2026 2048
PFDS	0.10	U	1	0.20	0.10	0.040	ng/g	01/13/2026 2048
PFDA	0.15	U	1	0.20	0.15	0.11	ng/g	01/13/2026 2048
PFDoS	0.10	U	1	0.20	0.10	0.068	ng/g	01/13/2026 2048
PFDoA	0.10	U	1	0.20	0.10	0.097	ng/g	01/13/2026 2048
PFHpS	0.10	U	1	0.20	0.10	0.082	ng/g	01/13/2026 2048
PFHpA	0.10	U	1	0.20	0.10	0.065	ng/g	01/13/2026 2048
7:3FTCA	2.5	U	1	5.0	2.5	1.8	ng/g	01/13/2026 2048
PFHxS	0.091	UM-03	1	0.20	0.091	0.065	ng/g	01/13/2026 2048
PFHxA	0.10	U	1	0.20	0.10	0.038	ng/g	01/13/2026 2048
PFNS	0.10	U	1	0.20	0.10	0.084	ng/g	01/13/2026 2048
PFNA	0.10	U	1	0.20	0.10	0.096	ng/g	01/13/2026 2048
PFOSA	0.10	U	1	0.20	0.10	0.078	ng/g	01/13/2026 2048
PFOA	0.15	U	1	0.20	0.15	0.11	ng/g	01/13/2026 2048
PFPeS	0.094	U	1	0.20	0.094	0.051	ng/g	01/13/2026 2048
PFPeA	0.20	U	1	0.40	0.20	0.15	ng/g	01/13/2026 2048
PFPrA	0.72	UM-03	1	0.80	0.72	0.67	ng/g	01/13/2026 2048
3:3FTCA	0.75	U	1	1.0	0.75	0.54	ng/g	01/13/2026 2048
PFTeDA	0.10	U	1	0.20	0.10	0.099	ng/g	01/13/2026 2048
PFTrDA	0.10	U	1	0.20	0.10	0.058	ng/g	01/13/2026 2048
PFUnA	0.10	U	1	0.20	0.10	0.10	ng/g	01/13/2026 2048

Surrogate	Q	% Rec	Acceptance Limit
13C2-4:2FTS		92	40-165

LOQ = Limit of Quantitation
DL = Detection Limit
LOD = Limit of Detection

U = Not detected at or above the LOD
J = Estimated result < LOQ and ≥ DL
* = RSD is out of criteria

N = Recovery is out of criteria
P = The RPD between two GC columns exceeds 40%
+ = RPD is out of criteria

Note: Calculations are performed before rounding to avoid round-off errors in calculated results

PFAS by LC/MS/MS - MB

Sample ID: BQ29241-001
Batch: 29241
Analytical Method: 1633

Matrix: Solid
Prep Method: 1633
Prep Date: 01/13/2026 0857

Surrogate	Q	% Rec	Acceptance Limit
13C2-6:2FTS		123	40-215
13C2-8:2FTS		126	40-275
13C8-PFOSA		91	40-130
D5-NEtFOSA		46	10-130
D3-NMeFOSA		56	10-130
D5-NEtFOSAA		104	40-150
D3-NMeFOSAA		114	40-135
13C4-PFBA		96	8-130
13C5-PFPeA		98	35-130
13C5-PFHxA		101	40-130
13C4-PFHpA		102	40-130
13C8-PFOA		89	40-130
13C9-PFNA		110	40-130
13C6-PFDA		102	40-130
13C3-PFBS		84	40-135
13C3-PFHxS		101	40-130
13C8-PFOS		111	40-130
13C7-PFUnA		99	40-130
13C2-PFDoA		74	40-130
13C2-PFTeDA		55	20-130
13C3-HFPO-DA		108	40-130
D7-NMeFOSE		87	20-130
D9-NEtFOSE		80	15-130
13C3-PFPrA		88	8-130

LOQ = Limit of Quantitation
DL = Detection Limit
LOD = Limit of Detection

U = Not detected at or above the LOD
J = Estimated result < LOQ and ≥ DL
* = RSD is out of criteria

N = Recovery is out of criteria
P = The RPD between two GC columns exceeds 40%
+ = RPD is out of criteria

Note: Calculations are performed before rounding to avoid round-off errors in calculated results

PFAS by LC/MS/MS - LCS

Sample ID: BQ29241-002
Batch: 29241
Analytical Method: 1633

Matrix: Solid
Prep Method: 1633
Prep Date: 01/13/2026 0857

Parameter	Spike Amount (ng/g)	Result (ng/g)	Q	Dil	% Rec	%Rec Limit	Analysis Date
TFSI	9.8	10		1	102	70-140	01/13/2026 2058
11Cl-PF3OUdS	19	18		1	97	45-160	01/13/2026 2058
9Cl-PF3ONS	19	21		1	112	70-150	01/13/2026 2058
ADONA	19	23		1	121	70-160	01/13/2026 2058
8:2FTS	19	22		1	116	70-150	01/13/2026 2058
4:2FTS	19	22		1	116	60-150	01/13/2026 2058
6:2FTS	19	20		1	105	55-200	01/13/2026 2058
5:3FTCA	130	150		1	116	60-130	01/13/2026 2058
HFPO-DA	20	24		1	120	70-145	01/13/2026 2058
NEtFOSA	5.0	6.4	M-03	1	128	70-140	01/13/2026 2058
NEtFOSAA	5.0	5.1	M-03	1	102	65-165	01/13/2026 2058
NEtFOSE	50	56	M-03	1	112	70-135	01/13/2026 2058
NMeFOSA	5.0	5.7	M-03	1	114	70-155	01/13/2026 2058
NMeFOSAA	5.0	5.5	M-03	1	110	65-155	01/13/2026 2058
NMeFOSE	50	55	M-03	1	110	70-140	01/13/2026 2058
NFDHA	10	12		1	121	60-155	01/13/2026 2058
PFEESA	8.9	10		1	117	70-140	01/13/2026 2058
PFMPA	10	10	M-08	1	101	30-140	01/13/2026 2058
PFMBA	10	11	M-03	1	111	60-150	01/13/2026 2058
PFBS	4.4	5.5		1	124	65-145	01/13/2026 2058
PFBA	20	22		1	112	70-140	01/13/2026 2058
PFDS	4.8	4.4		1	91	40-155	01/13/2026 2058
PFDA	5.0	5.0		1	99	70-155	01/13/2026 2058
PFDoS	4.8	2.4		1	50	25-160	01/13/2026 2058
PFDoA	5.0	5.5		1	110	70-150	01/13/2026 2058
PFHpS	4.8	4.9		1	103	65-155	01/13/2026 2058
PFHpA	5.0	6.1		1	122	65-145	01/13/2026 2058
7:3FTCA	130	130	M-03	1	104	60-150	01/13/2026 2058
PFHxS	4.6	5.1	M-03	1	111	60-150	01/13/2026 2058
PFHxA	5.0	5.7		1	114	65-140	01/13/2026 2058
PFNS	4.8	5.0		1	103	55-140	01/13/2026 2058
PFNA	5.0	5.2	M-03	1	105	70-155	01/13/2026 2058
PFOSA	5.0	5.3	M-03	1	106	70-140	01/13/2026 2058
PFOA	5.0	5.9	M-03	1	119	70-150	01/13/2026 2058
PFPeS	4.7	4.8		1	103	55-160	01/13/2026 2058
PFPeA	10	11		1	114	60-150	01/13/2026 2058
PFPrA	20	17		1	87	70-140	01/13/2026 2058
3:3FTCA	25	28		1	113	45-130	01/13/2026 2058
PFTeDA	5.0	4.8	M-03	1	96	65-150	01/13/2026 2058
PFTrDA	5.0	4.0		1	80	65-150	01/13/2026 2058
PFUnA	5.0	4.9		1	98	70-155	01/13/2026 2058

Surrogate	Q	% Rec	Acceptance Limit
13C2-4:2FTS	M-03	103	40-165

LOQ = Limit of Quantitation
DL = Detection Limit
LOD = Limit of Detection

U = Not detected at or above the LOD
J = Estimated result < LOQ and ≥ DL
* = RSD is out of criteria

N = Recovery is out of criteria
P = The RPD between two GC columns exceeds 40%
+ = RPD is out of criteria

Note: Calculations are performed before rounding to avoid round-off errors in calculated results

PFAS by LC/MS/MS - LCS

Sample ID: BQ29241-002
Batch: 29241
Analytical Method: 1633

Matrix: Solid
Prep Method: 1633
Prep Date: 01/13/2026 0857

Surrogate	Q	% Rec	Acceptance Limit
13C2-6:2FTS		123	40-215
13C2-8:2FTS	M-03	127	40-275
13C8-PFOSA		97	40-130
D5-NEtFOSA		45	10-130
D3-NMeFOSA	M-03	56	10-130
D5-NEtFOSAA		113	40-150
D3-NMeFOSAA		113	40-135
13C4-PFBA		101	8-130
13C5-PFPeA		102	35-130
13C5-PFHxA		104	40-130
13C4-PFHpA		105	40-130
13C8-PFOA		92	40-130
13C9-PFNA		107	40-130
13C6-PFDA		108	40-130
13C3-PFBS		89	40-135
13C3-PFHxS		107	40-130
13C8-PFOS		111	40-130
13C7-PFUnA		106	40-130
13C2-PFDoA		79	40-130
13C2-PFTeDA		53	20-130
13C3-HFPO-DA		114	40-130
D7-NMeFOSE		91	20-130
D9-NEtFOSE		83	15-130
13C3-PFPrA		88	8-130

LOQ = Limit of Quantitation
DL = Detection Limit
LOD = Limit of Detection

U = Not detected at or above the LOD
J = Estimated result < LOQ and ≥ DL
* = RSD is out of criteria

N = Recovery is out of criteria
P = The RPD between two GC columns exceeds 40%
+ = RPD is out of criteria

Note: Calculations are performed before rounding to avoid round-off errors in calculated results

PFAS by LC/MS/MS - LCS

Sample ID: BQ29241-102
Batch: 29241
Analytical Method: 1633

Matrix: Solid
Prep Method: 1633
Prep Date: 01/13/2026 0857

Parameter	Spike Amount (ng/g)	Result (ng/g)	Q	Dil	% Rec	%Rec Limit	Analysis Date
TFSI	0.98	1.0	M-03	1	102	70-140	01/13/2026 2107
11Cl-PF3OUdS	1.9	1.6		1	85	45-160	01/13/2026 2107
9Cl-PF3ONS	1.9	2.0		1	107	70-150	01/13/2026 2107
ADONA	1.9	2.2		1	115	70-160	01/13/2026 2107
8:2FTS	1.9	2.4		1	125	70-150	01/13/2026 2107
4:2FTS	1.9	2.1	M-03	1	115	60-150	01/13/2026 2107
6:2FTS	1.9	2.1	M-03	1	108	55-200	01/13/2026 2107
5:3FTCA	13	14		1	115	60-130	01/13/2026 2107
HFPO-DA	2.0	2.5		1	125	70-145	01/13/2026 2107
NEtFOSA	0.50	0.63	M-03	1	126	70-140	01/13/2026 2107
NEtFOSAA	0.50	0.44		1	89	65-165	01/13/2026 2107
NEtFOSE	5.0	5.6	M-03	1	112	70-135	01/13/2026 2107
NMeFOSA	0.50	0.60	M-03	1	120	70-155	01/13/2026 2107
NMeFOSAA	0.50	0.48	M-03	1	96	65-155	01/13/2026 2107
NMeFOSE	5.0	5.5	M-03	1	111	70-140	01/13/2026 2107
NFDHA	1.0	1.3	M-03	1	129	60-155	01/13/2026 2107
PFEESA	0.89	1.1		1	123	70-140	01/13/2026 2107
PFMPA	1.0	1.1	M-08	1	106	30-140	01/13/2026 2107
PFMBA	1.0	1.1	M-03	1	113	60-150	01/13/2026 2107
PFBS	0.44	0.54		1	123	65-145	01/13/2026 2107
PFBA	2.0	2.3	M-03	1	113	70-140	01/13/2026 2107
PFDS	0.48	0.26	M-03	1	53	40-155	01/13/2026 2107
PFDA	0.50	0.51		1	102	70-155	01/13/2026 2107
PFDoS	0.48	0.19	M-03	1	40	25-160	01/13/2026 2107
PFDoA	0.50	0.55		1	109	70-150	01/13/2026 2107
PFHpS	0.47	0.50		1	107	65-155	01/13/2026 2107
PFHpA	0.50	0.61		1	121	65-145	01/13/2026 2107
7:3FTCA	13	13	M-03	1	107	60-150	01/13/2026 2107
PFHxS	0.45	0.50	M-03	1	111	60-150	01/13/2026 2107
PFHxA	0.50	0.61		1	123	65-140	01/13/2026 2107
PFNS	0.48	0.44	M-03	1	93	55-140	01/13/2026 2107
PFNA	0.50	0.53	M-03	1	106	70-155	01/13/2026 2107
PFOSA	0.50	0.51	M-03	1	102	70-140	01/13/2026 2107
PFOA	0.50	0.64	M-03	1	128	70-150	01/13/2026 2107
PFPeS	0.47	0.50		1	106	55-160	01/13/2026 2107
PFPeA	1.0	1.1	M-03	1	115	60-150	01/13/2026 2107
PFPrA	2.0	1.9		1	93	70-140	01/13/2026 2107
3:3FTCA	2.5	2.8	M-03	1	111	45-130	01/13/2026 2107
PFTeDA	0.50	0.50	M-03	1	100	65-150	01/13/2026 2107
PFTrDA	0.50	0.37		1	75	65-150	01/13/2026 2107
PFUnA	0.50	0.48	M-03	1	96	70-155	01/13/2026 2107

Surrogate	Q	% Rec	Acceptance Limit
13C2-4:2FTS		111	40-165

LOQ = Limit of Quantitation
DL = Detection Limit
LOD = Limit of Detection

U = Not detected at or above the LOD
J = Estimated result < LOQ and ≥ DL
* = RSD is out of criteria

N = Recovery is out of criteria
P = The RPD between two GC columns exceeds 40%
+ = RPD is out of criteria

Note: Calculations are performed before rounding to avoid round-off errors in calculated results

Pace Analytical Services, LLC *(formerly Shealy Environmental Services, Inc.)*
106 Vantage Point Drive West Columbia, SC 29172 (803) 791-9700 Fax (803) 791-9111 www.pacelabs.com

PFAS by LC/MS/MS - LCS

Sample ID: BQ29241-102
Batch: 29241
Analytical Method: 1633

Matrix: Solid
Prep Method: 1633
Prep Date: 01/13/2026 0857

Surrogate	Q	% Rec	Acceptance Limit
13C2-6:2FTS		136	40-215
13C2-8:2FTS	M-03	137	40-275
13C8-PFOSA		95	40-130
D5-NEtFOSA		43	10-130
D3-NMeFOSA	M-03	54	10-130
D5-NEtFOSAA		118	40-150
D3-NMeFOSAA		121	40-135
13C4-PFBA		106	8-130
13C5-PFPeA		109	35-130
13C5-PFHxA		108	40-130
13C4-PFHpA		116	40-130
13C8-PFOA		103	40-130
13C9-PFNA	M-03	121	40-130
13C6-PFDA	M-03	107	40-130
13C3-PFBS		97	40-135
13C3-PFHxS		118	40-130
13C8-PFOS		124	40-130
13C7-PFUnA		99	40-130
13C2-PFDoA	M-03	73	40-130
13C2-PFTeDA		46	20-130
13C3-HFPO-DA		116	40-130
D7-NMeFOSE		90	20-130
D9-NEtFOSE		82	15-130
13C3-PFPrA		90	8-130

LOQ = Limit of Quantitation
DL = Detection Limit
LOD = Limit of Detection

U = Not detected at or above the LOD
J = Estimated result < LOQ and ≥ DL
* = RSD is out of criteria

N = Recovery is out of criteria
P = The RPD between two GC columns exceeds 40%
+ = RPD is out of criteria

Note: Calculations are performed before rounding to avoid round-off errors in calculated results

PFAS by LC/MS/MS - MB

Sample ID: BQ29428-001
Batch: 29428
Analytical Method: 1633

Matrix: Solid
Prep Method: 1633
Prep Date: 01/23/2026 1358

Parameter	Result	Q	Dil	LOQ	LOD	DL	Units	Analysis Date
PFOS	0.14	UM-03	1	0.20	0.14	0.12	ng/g	01/23/2026 1837

Surrogate	Q	% Rec	Acceptance Limit
13C2-4:2FTS		104	40-165
13C2-6:2FTS		114	40-215
13C2-8:2FTS		107	40-275
13C8-PFOSA		88	40-130
D5-NEtFOSA		43	10-130
D3-NMeFOSA		46	10-130
D5-NEtFOSAA		78	40-150
D3-NMeFOSAA		82	40-135
13C4-PFBA		83	8-130
13C5-PFPeA		96	35-130
13C5-PFHxA		98	40-130
13C4-PFHpA		102	40-130
13C8-PFOA		95	40-130
13C9-PFNA		99	40-130
13C6-PFDA		93	40-130
13C3-PFBS		107	40-135
13C3-PFHxS		110	40-130
13C8-PFOS		94	40-130
13C7-PFUnA		88	40-130
13C2-PFDoA		81	40-130
13C2-PFTeDA		78	20-130
13C3-HFPO-DA		99	40-130
D7-NMeFOSE		72	20-130
D9-NEtFOSE		66	15-130
13C3-PFPrA		80	8-130

LOQ = Limit of Quantitation
DL = Detection Limit
LOD = Limit of Detection

U = Not detected at or above the LOD
J = Estimated result < LOQ and ≥ DL
* = RSD is out of criteria

N = Recovery is out of criteria
P = The RPD between two GC columns exceeds 40%
+ = RPD is out of criteria

Note: Calculations are performed before rounding to avoid round-off errors in calculated results

PFAS by LC/MS/MS - LCS

Sample ID: BQ29428-002
Batch: 29428
Analytical Method: 1633

Matrix: Solid
Prep Method: 1633
Prep Date: 01/23/2026 1358

Parameter	Spike Amount (ng/g)	Result (ng/g)	Q	Dil	% Rec	%Rec Limit	Analysis Date
PFOS	4.6	4.7	M-03	1	101	65-160	01/23/2026 1847

Surrogate	Q	% Rec	Acceptance Limit
13C2-4:2FTS		86	40-165
13C2-6:2FTS		91	40-215
13C2-8:2FTS	M-03	96	40-275
13C8-PFOSA		80	40-130
D5-NEtFOSA		45	10-130
D3-NMeFOSA		48	10-130
D5-NEtFOSAA		77	40-150
D3-NMeFOSAA		78	40-135
13C4-PFBA		77	8-130
13C5-PFPeA		96	35-130
13C5-PFHxA		98	40-130
13C4-PFHpA		94	40-130
13C8-PFOA		95	40-130
13C9-PFNA		91	40-130
13C6-PFDA		90	40-130
13C3-PFBS		90	40-135
13C3-PFHxS		91	40-130
13C8-PFOS		78	40-130
13C7-PFUnA		80	40-130
13C2-PFDoA		75	40-130
13C2-PFTeDA		67	20-130
13C3-HFPO-DA		99	40-130
D7-NMeFOSE		71	20-130
D9-NEtFOSE		64	15-130
13C3-PFPrA		66	8-130

LOQ = Limit of Quantitation
DL = Detection Limit
LOD = Limit of Detection

U = Not detected at or above the LOD
J = Estimated result < LOQ and ≥ DL
* = RSD is out of criteria

N = Recovery is out of criteria
P = The RPD between two GC columns exceeds 40%
+ = RPD is out of criteria

Note: Calculations are performed before rounding to avoid round-off errors in calculated results

PFAS by LC/MS/MS - LCS

Sample ID: BQ29428-102
Batch: 29428
Analytical Method: 1633

Matrix: Solid
Prep Method: 1633
Prep Date: 01/23/2026 1358

Parameter	Spike Amount (ng/g)	Result (ng/g)	Q	Dil	% Rec	%Rec Limit	Analysis Date
PFOS	0.46	0.37	M-03	1	81	65-160	01/23/2026 1856

Surrogate	Q	% Rec	Acceptance Limit
13C2-4:2FTS		96	40-165
13C2-6:2FTS		102	40-215
13C2-8:2FTS		97	40-275
13C8-PFOSA		91	40-130
D5-NEtFOSA		49	10-130
D3-NMeFOSA		54	10-130
D5-NEtFOSAA	M-03	88	40-150
D3-NMeFOSAA		88	40-135
13C4-PFBA		83	8-130
13C5-PFPeA		97	35-130
13C5-PFHxA		97	40-130
13C4-PFHpA		97	40-130
13C8-PFOA		97	40-130
13C9-PFNA	M-03	111	40-130
13C6-PFDA		93	40-130
13C3-PFBS		98	40-135
13C3-PFHxS		104	40-130
13C8-PFOS		94	40-130
13C7-PFUnA		93	40-130
13C2-PFDoA		75	40-130
13C2-PFTeDA		67	20-130
13C3-HFPO-DA		100	40-130
D7-NMeFOSE		80	20-130
D9-NEtFOSE		75	15-130
13C3-PFPrA		71	8-130

LOQ = Limit of Quantitation
DL = Detection Limit
LOD = Limit of Detection

U = Not detected at or above the LOD
J = Estimated result < LOQ and ≥ DL
* = RSD is out of criteria

N = Recovery is out of criteria
P = The RPD between two GC columns exceeds 40%
+ = RPD is out of criteria

Note: Calculations are performed before rounding to avoid round-off errors in calculated results

PFAS by LC/MS/MS - MS

Sample ID: BA09009-003MS
Batch: 29428
Analytical Method: 1633

Matrix: Solid
Prep Method: 1633
Prep Date: 01/23/2026 1358

Parameter	Sample Amount (ng/g)	Spike Amount (ng/g)	Result (ng/g)	Q	Dil	% Rec	%Rec Limit	Analysis Date
PFOS	0.30	4.4	4.3	M-03	1	92	65-160	01/23/2026 1916

Surrogate	Q	% Rec	Acceptance Limit
13C2-4:2FTS		101	40-165
13C2-6:2FTS		106	40-215
13C2-8:2FTS		107	40-275
13C8-PFOSA		94	40-130
D5-NEtFOSA		66	10-130
D3-NMeFOSA		66	10-130
D5-NEtFOSAA		95	40-150
D3-NMeFOSAA		91	40-135
13C4-PFBA		90	8-130
13C5-PFPeA		100	35-130
13C5-PFHxA		101	40-130
13C4-PFHpA		100	40-130
13C8-PFOA		106	40-130
13C9-PFNA		107	40-130
13C6-PFDA		101	40-130
13C3-PFBS		99	40-135
13C3-PFHxS		106	40-130
13C8-PFOS		94	40-130
13C7-PFUnA		100	40-130
13C2-PFDoA		85	40-130
13C2-PFTeDA		78	20-130
13C3-HFPO-DA		104	40-130
D7-NMeFOSE		85	20-130
D9-NEtFOSE		79	15-130
13C3-PFPrA		83	8-130

LOQ = Limit of Quantitation
DL = Detection Limit
LOD = Limit of Detection

U = Not detected at or above the LOD
J = Estimated result < LOQ and ≥ DL
* = RSD is out of criteria

N = Recovery is out of criteria
P = The RPD between two GC columns exceeds 40%
+ = RPD is out of criteria

Note: Calculations are performed before rounding to avoid round-off errors in calculated results

PFAS by LC/MS/MS - MSD

Sample ID: BA09009-003MD
Batch: 29428
Analytical Method: 1633

Matrix: Solid
Prep Method: 1633
Prep Date: 01/23/2026 1358

Parameter	Sample Amount (ng/g)	Spike Amount (ng/g)	Result (ng/g)	Q	Dil	% Rec	% RPD	%Rec Limit	% RPD Limit	Analysis Date
PFOS	0.30	4.5	4.4	M-03	1	90	1.1	65-160	30	01/23/2026 1926

Surrogate	Q	% Rec	Acceptance Limit
13C2-4:2FTS		95	40-165
13C2-6:2FTS		104	40-215
13C2-8:2FTS		92	40-275
13C8-PFOSA		93	40-130
D5-NEtFOSA		62	10-130
D3-NMeFOSA		65	10-130
D5-NEtFOSAA		95	40-150
D3-NMeFOSAA		95	40-135
13C4-PFBA		88	8-130
13C5-PFPeA		98	35-130
13C5-PFHxA		104	40-130
13C4-PFHpA		101	40-130
13C8-PFOA		107	40-130
13C9-PFNA		112	40-130
13C6-PFDA		101	40-130
13C3-PFBS		96	40-135
13C3-PFHxS		99	40-130
13C8-PFOS		99	40-130
13C7-PFUnA		101	40-130
13C2-PFDoA		89	40-130
13C2-PFTeDA		79	20-130
13C3-HFPO-DA		105	40-130
D7-NMeFOSE		87	20-130
D9-NEtFOSE		82	15-130
13C3-PFPrA		75	8-130

LOQ = Limit of Quantitation
DL = Detection Limit
LOD = Limit of Detection

U = Not detected at or above the LOD
J = Estimated result < LOQ and ≥ DL
* = RSD is out of criteria

N = Recovery is out of criteria
P = The RPD between two GC columns exceeds 40%
+ = RPD is out of criteria

Note: Calculations are performed before rounding to avoid round-off errors in calculated results

Manual Integration Summary
Pace Analytical LLC
Lot Number: BA09009

Where applicable, analytes for which manual integration occurred have been flagged with the following:

Qualifier	Technical Justification	Qualifier	Technical Justification	Qualifier	Technical Justification
M-01	Split peak	M-07	Low fit	M-13	Error
M-02	Peak tailing	M-08	Peak not found	M-14	Baseline
M-03	Incorrect auto integration	M-09	Analyte not Identified by the Data System	M-15	Other
M-04	Poor chromatography	M-10	Analyte misidentified by the Data System	M-16	Retention time shift
M-05	Manually assigned peak	M-11	Invalid integration	M-17	Shouldering
M-06	Wrong isomer	M-12	Wrong peak		

A summary of instances where manual integration occurred is included below:

Method	Sample	Run Number	Parameter	Qualifier
1633	BA09009-001	1	Bis(trifluoromethylsulfonyl)amine (TFSI)	M-03
1633	BA09009-001	1	1H,1H,2H,2H-Perfluorooctane sulfonic	M-03
1633	BA09009-001	1	Perfluorobutanoic acid (PFBA)	M-03
1633	BA09009-001	1	Perfluorodecanoic acid (PFDA)	M-03
1633	BA09009-001	1	Perfluorononanoic acid (PFNA)	M-03
1633	BA09009-001	1	Perfluorooctanesulfonamide (PFOSA)	M-03
1633	BA09009-001	1	Perfluorooctanesulfonic acid (PFOS)	M-03
1633	BA09009-001	1	Perfluoropentanoic acid (PFPeA)	M-03
1633	BA09009-001	1	D5-NEtFOSA	M-03
1633	BA09009-001	1	D3-NMeFOSAA	M-03
1633	BA09009-001	1	13C4-PFBA	M-03
1633	BA09009-001	1	13C7-PFUnA	M-03
1633	BA09009-001	1	D7-NMeFOSE	M-03
1633	BA09009-001	1	D9-NEtFOSE	M-03
1633	BA09009-002	1	Perfluoroheptanesulfonic acid (PFHpS)	M-03
1633	BA09009-002	1	Perfluoroheptanoic acid (PFHpA)	M-03
1633	BA09009-002	1	Perfluorohexanoic acid (PFHxA)	M-03
1633	BA09009-002	1	Perfluorononanoic acid (PFNA)	M-03
1633	BA09009-002	1	Perfluorooctanesulfonic acid (PFOS)	M-03
1633	BA09009-002	1	Perfluorooctanoic acid (PFOA)	M-03
1633	BA09009-002	1	Perfluoropentanoic acid (PFPeA)	M-03
1633	BA09009-002	1	13C2-8:2FTS	M-03
1633	BA09009-002	1	D5-NEtFOSA	M-03
1633	BA09009-002	1	D5-NEtFOSAA	M-03
1633	BA09009-002	1	13C8-PFOA	M-03
1633	BA09009-003	1	Perfluorobutanesulfonic acid (PFBS)	M-03
1633	BA09009-003	1	Perfluorobutanoic acid (PFBA)	M-03
1633	BA09009-003	1	Perfluorodecanoic acid (PFDA)	M-03
1633	BA09009-003	1	Perfluoroheptanoic acid (PFHpA)	M-03
1633	BA09009-003	1	Perfluorohexanesulfonic acid (PFHxS)	M-03
1633	BA09009-003	1	Perfluorohexanoic acid (PFHxA)	M-03
1633	BA09009-003	1	Perfluorononanoic acid (PFNA)	M-03
1633	BA09009-003	3	Perfluorooctanesulfonic acid (PFOS)	M-03
1633	BA09009-003	1	Perfluorooctanoic acid (PFOA)	M-03
1633	BA09009-003	1	Perfluoropentanoic acid (PFPeA)	M-03
1633	BA09009-003	2	13C2-4:2FTS	M-03
1633	BA09009-003	2	13C4-PFBA	M-03
1633	BA09009-003	1	13C3-PFBS	M-03
1633	BA09009-004	1	Hexafluoropropylene oxide dimer acid	M-03
1633	BA09009-004	1	Nonafluoro-3,6-dioxaheptanoic acid	M-03

Manual Integration Summary
Pace Analytical LLC
Lot Number: BA09009

Where applicable, analytes for which manual integration occurred have been flagged with the following:

Qualifier	Technical Justification	Qualifier	Technical Justification	Qualifier	Technical Justification
M-01	Split peak	M-07	Low fit	M-13	Error
M-02	Peak tailing	M-08	Peak not found	M-14	Baseline
M-03	Incorrect auto integration	M-09	Analyte not Identified by the Data System	M-15	Other
M-04	Poor chromatography	M-10	Analyte misidentified by the Data System	M-16	Retention time shift
M-05	Manually assigned peak	M-11	Invalid integration	M-17	Shouldering
M-06	Wrong isomer	M-12	Wrong peak		

A summary of instances where manual integration occurred is included below:

Method	Sample	Run Number	Parameter	Qualifier
1633	BA09009-004	1	Perfluorobutanesulfonic acid (PFBS)	M-03
1633	BA09009-004	1	Perfluorobutanoic acid (PFBA)	M-08
1633	BA09009-004	1	Perfluorodecanoic acid (PFDA)	M-03
1633	BA09009-004	1	Perfluoroheptanesulfonic acid (PFHpS)	M-03
1633	BA09009-004	1	Perfluoroheptanoic acid (PFHpA)	M-03
1633	BA09009-004	1	Perfluorohexanoic acid (PFHxA)	M-03
1633	BA09009-004	1	Perfluorononanoic acid (PFNA)	M-03
1633	BA09009-004	3	Perfluorooctanesulfonic acid (PFOS)	M-03
1633	BA09009-004	1	Perfluorooctanoic acid (PFOA)	M-03
1633	BA09009-004	1	Perfluoropentanoic acid (PFPeA)	M-08
1633	BA09009-004	1	Perfluorotetradecanoic acid (PFTeDA)	M-03
1633	BA09009-004	3	13C2-4:2FTS	M-03
1633	BA09009-004	1	13C5-PFPeA	M-03
1633	BA09009-004	2	D9-NEtFOSE	M-03
1633	BA09009-005	1	Perfluorobutanesulfonic acid (PFBS)	M-03
1633	BA09009-005	1	Perfluorohexanesulfonic acid (PFHxS)	M-03
1633	BA09009-005	1	Perfluorooctanesulfonic acid (PFOS)	M-03
1633	BA09009-005	1	Perfluoropropanoic acid (PFPrA)	M-03
1633	BA09009-005	1	D5-NEtFOSAA	M-03
1633	BA09009-005	1	13C4-PFBA	M-03
1633	BA09009-005	1	13C7-PFUnA	M-03
1633	BA09009-005	1	13C2-PFTeDA	M-03
1633	BA09009-005	1	D7-NMeFOSE	M-03
1633	BA09009-005	1	D9-NEtFOSE	M-03
1633	BA09009-005	1	13C3-PFPrA	M-03
1633	BQ29215-102	1	Bis(trifluoromethylsulfonyl)amine (TFSI)	M-03
1633	BQ29215-102	1	11-Chloroeicosafluoro-3-oxaundecane-	M-03
1633	BQ29215-102	1	9-Chlorohexadecafluoro-3-oxanonane-	M-03
1633	BQ29215-102	1	1H,1H,2H,2H-Perfluorodecane sulfonic	M-03
1633	BQ29215-102	1	1H,1H,2H,2H-Perfluorohexane sulfonic	M-03
1633	BQ29215-002	1	N-ethyl perfluorooctanesulfonamide	M-03
1633	BQ29215-102	1	N-ethyl perfluorooctanesulfonamide	M-03
1633	BQ29215-002	1	N-ethyl	M-03
1633	BQ29215-102	1	N-ethyl	M-03
1633	BQ29215-002	1	N-ethyl	M-03
1633	BQ29215-102	1	N-ethyl	M-03
1633	BQ29215-002	1	N-methyl perfluorooctanesulfonamide	M-03
1633	BQ29215-102	1	N-methyl perfluorooctanesulfonamide	M-03
1633	BQ29215-002	1	N-methyl	M-03
1633	BQ29215-102	1	N-methyl	M-03

Manual Integration Summary
Pace Analytical LLC
Lot Number: BA09009

Where applicable, analytes for which manual integration occurred have been flagged with the following:

Qualifier	Technical Justification	Qualifier	Technical Justification	Qualifier	Technical Justification
M-01	Split peak	M-07	Low fit	M-13	Error
M-02	Peak tailing	M-08	Peak not found	M-14	Baseline
M-03	Incorrect auto integration	M-09	Analyte not Identified by the Data System	M-15	Other
M-04	Poor chromatography	M-10	Analyte misidentified by the Data System	M-16	Retention time shift
M-05	Manually assigned peak	M-11	Invalid integration	M-17	Shouldering
M-06	Wrong isomer	M-12	Wrong peak		

A summary of instances where manual integration occurred is included below:

Method	Sample	Run Number	Parameter	Qualifier
1633	BQ29215-002	1	N-methyl	M-03
1633	BQ29215-102	1	N-methyl	M-03
1633	BQ29215-102	1	Nonafluoro-3,6-dioxaheptanoic acid	M-03
1633	BQ29215-002	1	Perfluoro-3-methoxypropanoic acid	M-03
1633	BQ29215-102	1	Perfluoro-3-methoxypropanoic acid	M-03
1633	BQ29215-002	1	Perfluoro-4-methoxybutanoic acid	M-03
1633	BQ29215-102	1	Perfluoro-4-methoxybutanoic acid	M-03
1633	BQ29215-102	1	Perfluorobutanesulfonic acid (PFBS)	M-03
1633	BQ29215-002	1	Perfluorobutanoic acid (PFBA)	M-03
1633	BQ29215-102	1	Perfluorobutanoic acid (PFBA)	M-03
1633	BQ29215-002	1	Perfluorodecanesulfonic acid (PFDS)	M-03
1633	BQ29215-102	1	Perfluorodecanesulfonic acid (PFDS)	M-03
1633	BQ29215-002	1	Perfluorododecanesulfonic acid (PFDoS)	M-03
1633	BQ29215-102	1	Perfluorododecanesulfonic acid (PFDoS)	M-03
1633	BQ29215-002	1	Perfluorododecanoic acid (PFDoA)	M-03
1633	BQ29215-102	1	Perfluorododecanoic acid (PFDoA)	M-03
1633	BQ29215-002	1	Perfluoroheptanesulfonic acid (PFHpS)	M-03
1633	BQ29215-102	1	Perfluoroheptanesulfonic acid (PFHpS)	M-03
1633	BQ29215-102	1	Perfluoroheptanoic acid (PFHpA)	M-03
1633	BQ29215-102	1	3-Perfluoroheptyl propanoic acid	M-03
1633	BQ29215-001	1	Perfluorohexanesulfonic acid (PFHxS)	M-03
1633	BQ29215-002	1	Perfluorohexanesulfonic acid (PFHxS)	M-03
1633	BQ29215-102	1	Perfluorohexanesulfonic acid (PFHxS)	M-03
1633	BQ29215-102	1	Perfluorohexanoic acid (PFHxA)	M-03
1633	BQ29215-102	1	Perfluorononanesulfonic acid (PFNS)	M-03
1633	BQ29215-002	1	Perfluorononanoic acid (PFNA)	M-03
1633	BQ29215-102	1	Perfluorononanoic acid (PFNA)	M-03
1633	BQ29215-002	1	Perfluorooctanesulfonamide (PFOSA)	M-03
1633	BQ29215-102	1	Perfluorooctanesulfonamide (PFOSA)	M-03
1633	BQ29215-002	1	Perfluorooctanesulfonic acid (PFOS)	M-03
1633	BQ29215-102	1	Perfluorooctanesulfonic acid (PFOS)	M-03
1633	BQ29215-102	1	Perfluorooctanoic acid (PFOA)	M-03
1633	BQ29215-102	1	Perfluoropentanesulfonic acid (PFPeS)	M-03
1633	BQ29215-002	1	Perfluoropentanoic acid (PFPeA)	M-03
1633	BQ29215-102	1	Perfluoropentanoic acid (PFPeA)	M-03
1633	BQ29215-001	1	Perfluoropropanoic acid (PFPrA)	M-03
1633	BQ29215-002	1	3-Perfluoropropyl propanoic acid	M-03
1633	BQ29215-102	1	3-Perfluoropropyl propanoic acid	M-03
1633	BQ29215-102	1	Perfluorotetradecanoic acid (PFTeDA)	M-03
1633	BQ29215-002	1	Perfluorotridecanoic acid (PFTrDA)	M-03

Manual Integration Summary
Pace Analytical LLC
Lot Number: BA09009

Where applicable, analytes for which manual integration occurred have been flagged with the following:

Qualifier	Technical Justification	Qualifier	Technical Justification	Qualifier	Technical Justification
M-01	Split peak	M-07	Low fit	M-13	Error
M-02	Peak tailing	M-08	Peak not found	M-14	Baseline
M-03	Incorrect auto integration	M-09	Analyte not Identified by the Data System	M-15	Other
M-04	Poor chromatography	M-10	Analyte misidentified by the Data System	M-16	Retention time shift
M-05	Manually assigned peak	M-11	Invalid integration	M-17	Shouldering
M-06	Wrong isomer	M-12	Wrong peak		

A summary of instances where manual integration occurred is included below:

Method	Sample	Run Number	Parameter	Qualifier
1633	BQ29215-102	1	Perfluorotridecanoic acid (PFTrDA)	M-03
1633	BQ29215-002	1	Perfluoroundecanoic acid (PFUnA)	M-03
1633	BQ29215-102	1	Perfluoroundecanoic acid (PFUnA)	M-03
1633	BQ29215-102	1	13C2-4:2FTS	M-03
1633	BQ29215-001	1	13C2-8:2FTS	M-03
1633	BQ29215-102	1	13C2-8:2FTS	M-03
1633	BQ29215-002	1	D5-NEtFOSA	M-03
1633	BQ29215-102	1	D5-NEtFOSAA	M-03
1633	BQ29215-001	1	13C4-PFBA	M-03
1633	BQ29215-002	1	13C4-PFBA	M-03
1633	BQ29215-102	1	13C4-PFBA	M-03
1633	BQ29215-102	1	13C2-PFDoA	M-03
1633	BQ29215-001	1	D7-NMeFOSE	M-03
1633	BQ29215-002	1	D7-NMeFOSE	M-03
1633	BQ29215-001	1	D9-NEtFOSE	M-03
1633	BQ29215-002	1	D9-NEtFOSE	M-03
1633	BQ29215-102	1	D9-NEtFOSE	M-03
1633	BQ29234-102	1	1H,1H,2H,2H-Perfluorodecane sulfonic	M-03
1633	BQ29234-102	1	1H,1H,2H,2H-Perfluorohexane sulfonic	M-03
1633	BA09009-002MS	1	1H,1H,2H,2H-Perfluorohexane sulfonic	M-03
1633	BQ29234-102	1	1H,1H,2H,2H-Perfluorooctane sulfonic	M-03
1633	BQ29234-102	1	N-ethyl perfluorooctanesulfonamide	M-03
1633	BA09009-002MS	1	N-ethyl perfluorooctanesulfonamide	M-03
1633	BQ29234-102	1	N-ethyl	M-03
1633	BA09009-002MS	1	N-ethyl	M-03
1633	BA09009-002MD	1	N-ethyl	M-03
1633	BA09009-002MS	1	N-ethyl	M-03
1633	BQ29234-002	1	N-methyl perfluorooctanesulfonamide	M-03
1633	BQ29234-102	1	N-methyl perfluorooctanesulfonamide	M-03
1633	BA09009-002MS	1	N-methyl perfluorooctanesulfonamide	M-03
1633	BA09009-002MD	1	N-methyl perfluorooctanesulfonamide	M-03
1633	BQ29234-002	1	N-methyl	M-03
1633	BQ29234-102	1	N-methyl	M-03
1633	BQ29234-002	1	N-methyl	M-03
1633	BQ29234-102	1	N-methyl	M-03
1633	BA09009-002MS	1	N-methyl	M-03
1633	BA09009-002MD	1	N-methyl	M-03
1633	BQ29234-002	1	Perfluoro-3-methoxypropanoic acid	M-03
1633	BQ29234-102	1	Perfluoro-3-methoxypropanoic acid	M-03
1633	BA09009-002MS	1	Perfluoro-3-methoxypropanoic acid	M-03

Manual Integration Summary
Pace Analytical LLC
Lot Number: BA09009

Where applicable, analytes for which manual integration occurred have been flagged with the following:

Qualifier	Technical Justification	Qualifier	Technical Justification	Qualifier	Technical Justification
M-01	Split peak	M-07	Low fit	M-13	Error
M-02	Peak tailing	M-08	Peak not found	M-14	Baseline
M-03	Incorrect auto integration	M-09	Analyte not Identified by the Data System	M-15	Other
M-04	Poor chromatography	M-10	Analyte misidentified by the Data System	M-16	Retention time shift
M-05	Manually assigned peak	M-11	Invalid integration	M-17	Shouldering
M-06	Wrong isomer	M-12	Wrong peak		

A summary of instances where manual integration occurred is included below:

Method	Sample	Run Number	Parameter	Qualifier
1633	BA09009-002MD	1	Perfluoro-3-methoxypropanoic acid	M-03
1633	BQ29234-002	1	Perfluoro-4-methoxybutanoic acid	M-03
1633	BQ29234-102	1	Perfluoro-4-methoxybutanoic acid	M-03
1633	BA09009-002MS	1	Perfluoro-4-methoxybutanoic acid	M-03
1633	BA09009-002MD	1	Perfluoro-4-methoxybutanoic acid	M-03
1633	BQ29234-102	1	Perfluorobutanesulfonic acid (PFBS)	M-03
1633	BA09009-002MS	1	Perfluorobutanesulfonic acid (PFBS)	M-03
1633	BQ29234-002	1	Perfluorobutanoic acid (PFBA)	M-03
1633	BQ29234-102	1	Perfluorobutanoic acid (PFBA)	M-03
1633	BQ29234-102	1	Perfluorodecanesulfonic acid (PFDS)	M-03
1633	BQ29234-102	1	Perfluorodecanoic acid (PFDA)	M-03
1633	BQ29234-102	1	Perfluorododecanesulfonic acid (PFDoS)	M-03
1633	BA09009-002MS	1	Perfluorododecanesulfonic acid (PFDoS)	M-03
1633	BQ29234-102	1	Perfluoroheptanesulfonic acid (PFHpS)	M-03
1633	BQ29234-102	1	Perfluoroheptanoic acid (PFHpA)	M-03
1633	BA09009-002MS	1	3-Perfluoroheptyl propanoic acid	M-03
1633	BA09009-002MD	1	3-Perfluoroheptyl propanoic acid	M-03
1633	BQ29234-001	1	Perfluorohexanesulfonic acid (PFHxS)	M-03
1633	BQ29234-102	1	Perfluorohexanesulfonic acid (PFHxS)	M-03
1633	BQ29234-002	1	Perfluorononanoic acid (PFNA)	M-03
1633	BQ29234-102	1	Perfluorononanoic acid (PFNA)	M-03
1633	BA09009-002MS	1	Perfluorononanoic acid (PFNA)	M-03
1633	BA09009-002MD	1	Perfluorononanoic acid (PFNA)	M-03
1633	BQ29234-002	1	Perfluorooctanesulfonamide (PFOSA)	M-03
1633	BQ29234-102	1	Perfluorooctanesulfonamide (PFOSA)	M-03
1633	BA09009-002MS	1	Perfluorooctanesulfonamide (PFOSA)	M-03
1633	BA09009-002MD	1	Perfluorooctanesulfonamide (PFOSA)	M-03
1633	BQ29234-002	1	Perfluorooctanesulfonic acid (PFOS)	M-03
1633	BQ29234-102	1	Perfluorooctanesulfonic acid (PFOS)	M-03
1633	BA09009-002MS	1	Perfluorooctanesulfonic acid (PFOS)	M-03
1633	BA09009-002MD	1	Perfluorooctanesulfonic acid (PFOS)	M-03
1633	BQ29234-102	1	Perfluorooctanoic acid (PFOA)	M-03
1633	BQ29234-102	1	Perfluoropentanesulfonic acid (PFPeS)	M-03
1633	BQ29234-002	1	Perfluoropentanoic acid (PFPeA)	M-03
1633	BQ29234-102	1	Perfluoropentanoic acid (PFPeA)	M-03
1633	BA09009-002MS	1	Perfluoropentanoic acid (PFPeA)	M-03
1633	BA09009-002MD	1	Perfluoropentanoic acid (PFPeA)	M-03
1633	BQ29234-102	1	Perfluoropropanoic acid (PFPrA)	M-03
1633	BQ29234-102	1	Perfluorotetradecanoic acid (PFTeDA)	M-03
1633	BA09009-002MS	1	Perfluorotetradecanoic acid (PFTeDA)	M-03

Manual Integration Summary
Pace Analytical LLC
Lot Number: BA09009

Where applicable, analytes for which manual integration occurred have been flagged with the following:

Qualifier	Technical Justification	Qualifier	Technical Justification	Qualifier	Technical Justification
M-01	Split peak	M-07	Low fit	M-13	Error
M-02	Peak tailing	M-08	Peak not found	M-14	Baseline
M-03	Incorrect auto integration	M-09	Analyte not Identified by the Data System	M-15	Other
M-04	Poor chromatography	M-10	Analyte misidentified by the Data System	M-16	Retention time shift
M-05	Manually assigned peak	M-11	Invalid integration	M-17	Shouldering
M-06	Wrong isomer	M-12	Wrong peak		

A summary of instances where manual integration occurred is included below:

Method	Sample	Run Number	Parameter	Qualifier
1633	BQ29234-102	1	Perfluorotridecanoic acid (PFTrDA)	M-03
1633	BA09009-002MS	1	Perfluorotridecanoic acid (PFTrDA)	M-03
1633	BQ29234-102	1	Perfluoroundecanoic acid (PFUnA)	M-03
1633	BQ29234-001	1	13C2-4:2FTS	M-03
1633	BA09009-002MS	1	13C2-4:2FTS	M-03
1633	BQ29234-001	1	D5-NEtFOSA	M-03
1633	BQ29234-002	1	D5-NEtFOSA	M-03
1633	BQ29234-102	1	D3-NMeFOSA	M-03
1633	BQ29234-001	1	D5-NEtFOSAA	M-03
1633	BQ29234-002	1	13C6-PFDA	M-03
1633	BQ29241-102	1	Bis(trifluoromethylsulfonyl)amine (TFSI)	M-03
1633	BQ29241-102	1	1H,1H,2H,2H-Perfluorohexane sulfonic	M-03
1633	BQ29241-102	1	1H,1H,2H,2H-Perfluorooctane sulfonic	M-03
1633	BQ29241-002	1	N-ethyl perfluorooctanesulfonamide	M-03
1633	BQ29241-102	1	N-ethyl perfluorooctanesulfonamide	M-03
1633	BQ29241-002	1	N-ethyl	M-03
1633	BQ29241-002	1	N-ethyl	M-03
1633	BQ29241-102	1	N-ethyl	M-03
1633	BQ29241-002	1	N-methyl perfluorooctanesulfonamide	M-03
1633	BQ29241-102	1	N-methyl perfluorooctanesulfonamide	M-03
1633	BQ29241-002	1	N-methyl	M-03
1633	BQ29241-102	1	N-methyl	M-03
1633	BQ29241-002	1	N-methyl	M-03
1633	BQ29241-102	1	N-methyl	M-03
1633	BQ29241-102	1	Nonafluoro-3,6-dioxaheptanoic acid	M-03
1633	BQ29241-002	1	Perfluoro-3-methoxypropanoic acid	M-08
1633	BQ29241-102	1	Perfluoro-3-methoxypropanoic acid	M-08
1633	BQ29241-002	1	Perfluoro-4-methoxybutanoic acid	M-03
1633	BQ29241-102	1	Perfluoro-4-methoxybutanoic acid	M-03
1633	BQ29241-102	1	Perfluorobutanoic acid (PFBA)	M-03
1633	BQ29241-102	1	Perfluorodecanesulfonic acid (PFDS)	M-03
1633	BQ29241-102	1	Perfluorododecanesulfonic acid (PFDoS)	M-03
1633	BQ29241-002	1	3-Perfluoroheptyl propanoic acid	M-03
1633	BQ29241-102	1	3-Perfluoroheptyl propanoic acid	M-03
1633	BQ29241-001	1	Perfluorohexanesulfonic acid (PFHxS)	M-03
1633	BQ29241-002	1	Perfluorohexanesulfonic acid (PFHxS)	M-03
1633	BQ29241-102	1	Perfluorohexanesulfonic acid (PFHxS)	M-03
1633	BQ29241-102	1	Perfluorononanesulfonic acid (PFNS)	M-03
1633	BQ29241-002	1	Perfluorononanoic acid (PFNA)	M-03
1633	BQ29241-102	1	Perfluorononanoic acid (PFNA)	M-03

Manual Integration Summary
Pace Analytical LLC
Lot Number: BA09009

Where applicable, analytes for which manual integration occurred have been flagged with the following:

Qualifier	Technical Justification	Qualifier	Technical Justification	Qualifier	Technical Justification
M-01	Split peak	M-07	Low fit	M-13	Error
M-02	Peak tailing	M-08	Peak not found	M-14	Baseline
M-03	Incorrect auto integration	M-09	Analyte not Identified by the Data System	M-15	Other
M-04	Poor chromatography	M-10	Analyte misidentified by the Data System	M-16	Retention time shift
M-05	Manually assigned peak	M-11	Invalid integration	M-17	Shouldering
M-06	Wrong isomer	M-12	Wrong peak		

A summary of instances where manual integration occurred is included below:

Method	Sample	Run Number	Parameter	Qualifier
1633	BQ29241-002	1	Perfluorooctanesulfonamide (PFOSA)	M-03
1633	BQ29241-102	1	Perfluorooctanesulfonamide (PFOSA)	M-03
1633	BQ29428-001	1	Perfluorooctanesulfonic acid (PFOS)	M-03
1633	BQ29428-002	1	Perfluorooctanesulfonic acid (PFOS)	M-03
1633	BQ29428-102	1	Perfluorooctanesulfonic acid (PFOS)	M-03
1633	BA09009-003MS	3	Perfluorooctanesulfonic acid (PFOS)	M-03
1633	BA09009-003MD	3	Perfluorooctanesulfonic acid (PFOS)	M-03
1633	BQ29241-002	1	Perfluorooctanoic acid (PFOA)	M-03
1633	BQ29241-102	1	Perfluorooctanoic acid (PFOA)	M-03
1633	BQ29241-102	1	Perfluoropentanoic acid (PFPeA)	M-03
1633	BQ29241-001	1	Perfluoropropanoic acid (PFPrA)	M-03
1633	BQ29241-102	1	3-Perfluoropropyl propanoic acid	M-03
1633	BQ29241-002	1	Perfluorotetradecanoic acid (PFTeDA)	M-03
1633	BQ29241-102	1	Perfluorotetradecanoic acid (PFTeDA)	M-03
1633	BQ29241-102	1	Perfluoroundecanoic acid (PFUnA)	M-03
1633	BQ29241-002	1	13C2-4:2FTS	M-03
1633	BQ29241-002	1	13C2-8:2FTS	M-03
1633	BQ29241-102	1	13C2-8:2FTS	M-03
1633	BQ29428-002	1	13C2-8:2FTS	M-03
1633	BQ29241-002	1	D3-NMeFOSA	M-03
1633	BQ29241-102	1	D3-NMeFOSA	M-03
1633	BQ29428-102	1	D5-NEtFOSAA	M-03
1633	BQ29241-102	1	13C9-PFNA	M-03
1633	BQ29428-102	1	13C9-PFNA	M-03
1633	BQ29241-102	1	13C6-PFDA	M-03
1633	BQ29241-102	1	13C2-PFDoA	M-03

If you have any questions regarding this report, please contact the Pace Project Manager listed on the cover page.

Chain of Custody
and
Miscellaneous Documents

Sub-Contract Chain of Custody

Batch Date/Time: 01/08/26 13:51
Sub-Contract Lab: PACEWCSC
Address: 106 Vantage Point Dr.
City/State: West Columbia, SC 29172
Contact:
Edward.Burnett@pacelabs.com

Pace Analytical®

12065 Lebanon Rd.
Mt. Juliet, TN 37122
Phone:(615) 773-9756
Fax:(615) 758-5859

Owner Lab: PACEMTJL
Address: 12065 Lebanon Rd.
City/State: Mt. Juliet, TN 37122
Phone: (615) 773-9756
Fax: (615) 758-5859

WO: WG2671374
Email: MTJLSubcontTeam@pacelabs.com
Results Due Date: 01/29/26
ESC Purchase Order #: L1933574
Send Reports to: Skylar S DeHoer

Sample ID Container ID	Matrix	State	Collect Date	Description	Sample Number Lab Use Only	Sample Comments Lab Use Only
CP-P292-S2-SPT-04 PFAS-250HDPE-NoPres - 54988224 PFAS-250HDPE-NoPres - 54988225	GW	NC	01/05/26 13:45	PFAS1633	1. L1933574-01	DOD
CP-P292-S1-SPT-07 PFAS-250HDPE-NoPres - 54988248 PFAS-250HDPE-NoPres - 54988249	GW	NC	01/05/26 11:45	PFAS1633	2. L1933574-02	DOD
CP-P292-S2-SPT-04 PFAS-90mlPP-NoPres - 54988254	SS	NC	01/05/26 14:45	SUBPFAS1633	3. L1933574-03	DOD
CP-P292-S2-SPT-02 PFAS-90mlPP-NoPres - 54988255	SS	NC	01/05/26 16:20	SUBPFAS1633	4. L1933574-04	DOD
CP-GW-FIELD BLANK PFAS-250HDPE-NoPres - 54988261	GW	NC	01/05/26 08:00	PFAS1633	5. L1933574-05	DOD

*= Container used for multiple Samples and/or Analyses

T = 1.3°C

Relinquished by: [signature] Date 1-8-26

Received by: Date

Relinquished by: FEDEX Date 1/9/26 0982

Received by: [signature] PACE Date 1/9/26 0982

BA09009

E762

DC#_Title: ENV-FRM-WCOL-0286 v02_Samples Receipt Checklist (SRC)
Effective Date: 8/2/2022

Sample Receipt Checklist (SRC)

Client: Pace National Cooler Inspected by/date: MAL / 1/9/26 Lot #: BA09609

Means of receipt: [ ] Pace [ ] Client [ ] UPS [✔] FedEx [ ] Other: _____

[✔] Yes	[ ] No			1. Were custody seals present on the cooler?
[✔] Yes	[ ] No	[ ] NA		2. If custody seals were present, were they intact and unbroken?

pH Strip ID: NA Chlorine Strip ID: NA Tested by: NA
Original temperature upon receipt / Derived (Corrected) temperature upon receipt %Solid Snap-Cup ID: 337205
1.3 / 1.3 °C NA / NA °C NA / NA °C NA / NA °C
Method: [✔] Temperature Blank [ ] Against Bottles IR Gun ID: 8 IR Gun Correction Factor: 0 °C
Method of coolant: [✔] Wet Ice [ ] Ice Packs [ ] Dry Ice [ ] None

[✔] Yes	[ ] No	[ ] NA	3. Were all coolers received at or below 6.0°C? If no, was Project Manager notified? PM was Notified by: phone / email / face-to-face (circle one).
[✔] Yes	[ ] No	[ ] NA	4. Is the commercial courier's packing slip attached to this form?
[✔] Yes	[ ] No		5. Were proper custody procedures (relinquished/received) followed?
[✔] Yes	[ ] No		6. Were sample IDs listed on the COC and all sample containers?
[✔] Yes	[ ] No		7. Was collection date & time listed on the COC and all sample containers?
[✔] Yes	[ ] No		8. Did all container label information (ID, date, time) agree with the COC?
[✔] Yes	[ ] No		9. Were tests to be performed listed on the COC?
[✔] Yes	[ ] No		10. Did all samples arrive in the proper containers for each test and/or in good condition (unbroken, lids on, etc.)? _____
[✔] Yes	[ ] No		11. Was adequate sample volume available?
[✔] Yes	[ ] No		12. Were all samples received within ½ the holding time or 48 hours, whichever comes first?
[✔] Yes	[ ] No		13. Were all samples containers accounted for? (No missing/excess)
[ ] Yes	[ ] No	[✔] NA	14. Were VOA, 8015C and RSK-175 samples free of bubbles >"pea-size" (¼"or 6mm in diameter) in any of the VOA vials?
[ ] Yes	[ ] No	[✔] NA	15. Were all DRO/metals/nutrient samples received at a pH of < 2?
[ ] Yes	[ ] No	[✔] NA	16. Were all cyanide samples received at a pH > 12 and sulfide samples received at a pH > 9?
[ ] Yes	[ ] No	[✔] NA	17. Were all applicable NH_3/TKN/cyanide/phenol/625.1/608.3 (< 0.5mg/L) samples free of residual chlorine?
[ ] Yes	[ ] No	[✔] NA	18. Was the quote number listed on the container label? If yes, Quote # _____.

Seal 1/9/26

Sample Preservation (Must be completed for any sample(s) incorrectly preserved or with headspace.)

Sample(s) NA _____ were received incorrectly preserved and were adjusted accordingly in sample receiving with NA mL of circle one: H2SO4, HNO3, HCl, NaOH using SR # NA. ☐
Time of preservation NA. If more than one preservative is needed, please note in the comments below.

Sample(s) NA _____ were received with bubbles >6 mm in diameter.

Samples(s) NA _____ were received with TRC > 0.5 mg/L (If #19 is *no*) and were adjusted accordingly in sample receiving with sodium thiosulfate ($Na_2S_2O_3$) with Unique ID: NA.

Comments:

Qualtrax ID: 56360 Pace® Analytical Services, LLC Page 1 of 1

ANALYTICAL REPORT

January 16, 2026

Terracon - Wilmington, NC

Sample Delivery Group:	L1933577
Samples Received:	01/08/2026
Project Number:	K625P194
Description:	MCAS Cherry Point
Site:	MCAS CP
Report To:	Danielle Foster 2108 Capital Drive Suite 103 Wilmington, NC 28405

Entire Report Reviewed By:

Shane Gambill
Project Manager

Results relate only to the items tested or calibrated and are reported as rounded values. This test report shall not be reproduced, except in full, without written approval of the laboratory. Where applicable, sampling conducted by Pace Analytical National is performed per guidance provided in laboratory standard operating procedures ENV-SOP-MTJL-0067 and ENV-SOP-MTJL-0068. Where sampling conducted by the customer, results relate to the accuracy of the information provided, and as the samples are received.

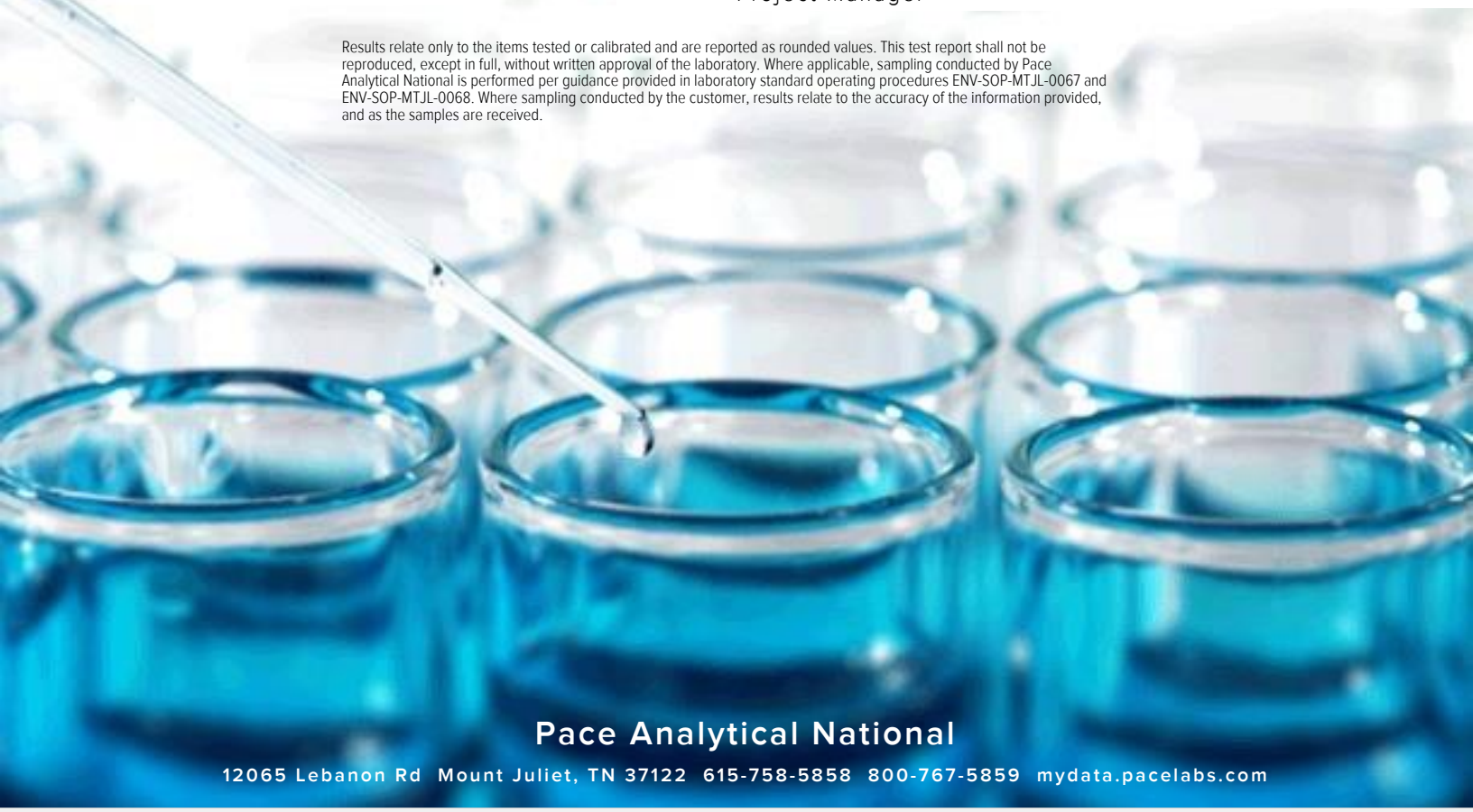

Pace Analytical National
12065 Lebanon Rd Mount Juliet, TN 37122 615-758-5858 800-767-5859 mydata.pacelabs.com

TABLE OF CONTENTS

Cp: Cover Page 1

Tc: Table of Contents 2

Ss: Sample Summary 3

Cn: Case Narrative 6

Sr: Sample Results 7

- CP-P292-S1-SPT-07 L1933577-01 7
- CP-P292-S1-SPT-07 L1933577-02 8
- CP-P292-S1-SPT-01 L1933577-03 10
- CP-P292-S1-SPT-01 L1933577-04 11
- CP-P292-S1-SPT-03 L1933577-05 13
- CP-P292-S1-SPT-03 L1933577-06 14
- CP-P292-S1-SPT-03-D L1933577-07 16
- CP-P292-S1-SPT-03-D L1933577-08 17
- CP-P292-S1-CPT-03 L1933577-09 19
- CP-P292-S1-CPT-03 L1933577-10 20

Qc: Quality Control Summary 22

- Total Solids by Method 2540 G-2011 22
- Mercury by Method 7470A 24
- Metals (ICP) by Method 6010D 25
- Volatile Organic Compounds (GC) by Method 8015C 26
- Volatile Organic Compounds (GC/MS) by Method 8260D 27
- Semi-Volatile Organic Compounds (GC) by Method 8015C 29
- Chlorinated Acid Herbicides (GC) by Method 8151A 30
- Pesticides (GC) by Method 8081 31
- Polychlorinated Biphenyls (GC) by Method 8082 32
- Semi Volatile Organic Compounds (GC/MS) by Method 8270E 33

Gl: Glossary of Terms 35

Al: Accreditations & Locations 37

Sc: Sample Chain of Custody 38

CP-P292-S1-SPT-07 L1933577-01

Collected by: Baylee K | Collected date/time: 01/05/26 11:10 | Received date/time: 01/08/26 09:00

Method	Batch	Dilution	Preparation date/time	Analysis date/time	Analyst	Location
Total Solids by Method 2540 G-2011	WG2671782	1	01/09/26 08:37	01/09/26 08:47	CMB	Mt. Juliet, TN
Volatile Organic Compounds (GC) by Method 8015C	WG2672376	25	01/05/26 11:10	01/10/26 09:17	AEB	Mt. Juliet, TN
Semi-Volatile Organic Compounds (GC) by Method 8015C	WG2671722	1	01/09/26 14:48	01/10/26 20:54	PS	Mt. Juliet, TN

CP-P292-S1-SPT-07 L1933577-02

Collected by: Baylee K | Collected date/time: 01/05/26 11:10 | Received date/time: 01/08/26 09:00

Method	Batch	Dilution	Preparation date/time	Analysis date/time	Analyst	Location
Preparation by Method 1311	WG2671396	1	01/10/26 07:07	01/10/26 07:07	PNK	Mt. Juliet, TN
Preparation by Method 1311	WG2671436	1	01/09/26 10:31	01/09/26 10:31	JWS	Mt. Juliet, TN
Mercury by Method 7470A	WG2672625	1	01/10/26 11:46	01/11/26 18:09	AKB	Mt. Juliet, TN
Metals (ICP) by Method 6010D	WG2672696	1	01/12/26 09:23	01/13/26 02:33	MAP	Mt. Juliet, TN
Volatile Organic Compounds (GC/MS) by Method 8260D	WG2672942	1	01/11/26 13:06	01/11/26 13:06	DWR	Mt. Juliet, TN
Chlorinated Acid Herbicides (GC) by Method 8151A	WG2672840	1	01/11/26 07:20	01/12/26 13:30	HLA	Mt. Juliet, TN
Pesticides (GC) by Method 8081	WG2674665	1	01/14/26 15:30	01/15/26 00:48	LTB	Mt. Juliet, TN
Polychlorinated Biphenyls (GC) by Method 8082	WG2674665	1	01/14/26 15:30	01/15/26 00:48	LTB	Mt. Juliet, TN
Semi Volatile Organic Compounds (GC/MS) by Method 8270E	WG2672900	1	01/13/26 07:58	01/13/26 22:09	KB	Mt. Juliet, TN

CP-P292-S1-SPT-01 L1933577-03

Collected by: Baylee K | Collected date/time: 01/05/26 13:45 | Received date/time: 01/08/26 09:00

Method	Batch	Dilution	Preparation date/time	Analysis date/time	Analyst	Location
Total Solids by Method 2540 G-2011	WG2671782	1	01/09/26 08:37	01/09/26 08:47	CMB	Mt. Juliet, TN
Volatile Organic Compounds (GC) by Method 8015C	WG2672376	25	01/05/26 13:45	01/10/26 09:38	AEB	Mt. Juliet, TN
Semi-Volatile Organic Compounds (GC) by Method 8015C	WG2671722	2	01/09/26 14:48	01/10/26 20:41	PS	Mt. Juliet, TN

CP-P292-S1-SPT-01 L1933577-04

Collected by: Baylee K | Collected date/time: 01/05/26 13:45 | Received date/time: 01/08/26 09:00

Method	Batch	Dilution	Preparation date/time	Analysis date/time	Analyst	Location
Preparation by Method 1311	WG2671396	1	01/10/26 07:07	01/10/26 07:07	PNK	Mt. Juliet, TN
Preparation by Method 1311	WG2671436	1	01/09/26 10:31	01/09/26 10:31	JWS	Mt. Juliet, TN
Mercury by Method 7470A	WG2672625	1	01/10/26 11:46	01/11/26 18:12	AKB	Mt. Juliet, TN
Metals (ICP) by Method 6010D	WG2672696	1	01/12/26 09:23	01/13/26 02:35	MAP	Mt. Juliet, TN
Volatile Organic Compounds (GC/MS) by Method 8260D	WG2672942	1	01/11/26 13:26	01/11/26 13:26	DWR	Mt. Juliet, TN
Chlorinated Acid Herbicides (GC) by Method 8151A	WG2672840	1	01/11/26 07:20	01/12/26 13:40	HLA	Mt. Juliet, TN
Pesticides (GC) by Method 8081	WG2674665	1	01/14/26 15:30	01/15/26 00:58	LTB	Mt. Juliet, TN
Polychlorinated Biphenyls (GC) by Method 8082	WG2674665	1	01/14/26 15:30	01/15/26 00:58	LTB	Mt. Juliet, TN
Semi Volatile Organic Compounds (GC/MS) by Method 8270E	WG2672900	1	01/13/26 07:58	01/13/26 22:31	KB	Mt. Juliet, TN

CP-P292-S1-SPT-03 L1933577-05

Collected by: Baylee K | Collected date/time: 01/05/26 13:15 | Received date/time: 01/08/26 09:00

Method	Batch	Dilution	Preparation date/time	Analysis date/time	Analyst	Location
Total Solids by Method 2540 G-2011	WG2671782	1	01/09/26 08:37	01/09/26 08:47	CMB	Mt. Juliet, TN
Volatile Organic Compounds (GC) by Method 8015C	WG2672376	25	01/05/26 13:15	01/10/26 10:00	AEB	Mt. Juliet, TN
Semi-Volatile Organic Compounds (GC) by Method 8015C	WG2671722	1	01/09/26 14:48	01/10/26 20:15	PS	Mt. Juliet, TN

CP-P292-S1-SPT-03 L1933577-06

Collected by: Baylee K | Collected date/time: 01/05/26 13:15 | Received date/time: 01/08/26 09:00

Method	Batch	Dilution	Preparation date/time	Analysis date/time	Analyst	Location
Preparation by Method 1311	WG2671396	1	01/10/26 07:07	01/10/26 07:07	PNK	Mt. Juliet, TN
Preparation by Method 1311	WG2671436	1	01/09/26 10:31	01/09/26 10:31	JWS	Mt. Juliet, TN
Mercury by Method 7470A	WG2672625	1	01/10/26 11:46	01/11/26 18:14	AKB	Mt. Juliet, TN
Metals (ICP) by Method 6010D	WG2672696	1	01/12/26 09:23	01/13/26 02:43	MAP	Mt. Juliet, TN
Volatile Organic Compounds (GC/MS) by Method 8260D	WG2672942	1	01/11/26 13:46	01/11/26 13:46	DWR	Mt. Juliet, TN
Chlorinated Acid Herbicides (GC) by Method 8151A	WG2672840	1	01/11/26 07:20	01/12/26 13:51	HLA	Mt. Juliet, TN
Pesticides (GC) by Method 8081	WG2674665	1	01/14/26 15:30	01/15/26 01:08	LTB	Mt. Juliet, TN
Polychlorinated Biphenyls (GC) by Method 8082	WG2674665	1	01/14/26 15:30	01/15/26 01:08	LTB	Mt. Juliet, TN
Semi Volatile Organic Compounds (GC/MS) by Method 8270E	WG2672900	1	01/13/26 07:58	01/13/26 22:52	KB	Mt. Juliet, TN

CP-P292-S1-SPT-03-D L1933577-07

Collected by: Baylee K | Collected date/time: 01/05/26 13:30 | Received date/time: 01/08/26 09:00

Method	Batch	Dilution	Preparation date/time	Analysis date/time	Analyst	Location
Total Solids by Method 2540 G-2011	WG2671782	1	01/09/26 08:37	01/09/26 08:47	CMB	Mt. Juliet, TN
Volatile Organic Compounds (GC) by Method 8015C	WG2672376	25	01/05/26 13:30	01/10/26 10:21	AEB	Mt. Juliet, TN
Semi-Volatile Organic Compounds (GC) by Method 8015C	WG2671722	1	01/09/26 14:48	01/12/26 23:25	DMD	Mt. Juliet, TN

CP-P292-S1-SPT-03-D L1933577-08

Collected by: Baylee K | Collected date/time: 01/05/26 13:30 | Received date/time: 01/08/26 09:00

Method	Batch	Dilution	Preparation date/time	Analysis date/time	Analyst	Location
Preparation by Method 1311	WG2671396	1	01/10/26 07:07	01/10/26 07:07	PNK	Mt. Juliet, TN
Preparation by Method 1311	WG2671436	1	01/09/26 10:31	01/09/26 10:31	JWS	Mt. Juliet, TN
Mercury by Method 7470A	WG2672625	1	01/10/26 11:46	01/11/26 18:17	AKB	Mt. Juliet, TN
Metals (ICP) by Method 6010D	WG2672696	1	01/12/26 09:23	01/13/26 02:45	MAP	Mt. Juliet, TN
Volatile Organic Compounds (GC/MS) by Method 8260D	WG2672942	1	01/11/26 14:06	01/11/26 14:06	DWR	Mt. Juliet, TN
Chlorinated Acid Herbicides (GC) by Method 8151A	WG2672840	1	01/11/26 07:20	01/12/26 14:01	HLA	Mt. Juliet, TN
Pesticides (GC) by Method 8081	WG2674665	1	01/14/26 15:30	01/15/26 01:38	LTB	Mt. Juliet, TN
Polychlorinated Biphenyls (GC) by Method 8082	WG2674665	1	01/14/26 15:30	01/15/26 01:38	LTB	Mt. Juliet, TN
Semi Volatile Organic Compounds (GC/MS) by Method 8270E	WG2672900	1	01/13/26 07:58	01/13/26 23:14	KB	Mt. Juliet, TN

CP-P292-S1-CPT-03 L1933577-09

Collected by: Baylee K | Collected date/time: 01/05/26 14:15 | Received date/time: 01/08/26 09:00

Method	Batch	Dilution	Preparation date/time	Analysis date/time	Analyst	Location
Total Solids by Method 2540 G-2011	WG2671783	1	01/09/26 10:02	01/09/26 10:12	KDW	Mt. Juliet, TN
Volatile Organic Compounds (GC) by Method 8015C	WG2672376	25	01/05/26 14:15	01/10/26 10:42	AEB	Mt. Juliet, TN
Semi-Volatile Organic Compounds (GC) by Method 8015C	WG2671722	5	01/09/26 14:48	01/10/26 19:37	PS	Mt. Juliet, TN

CP-P292-S1-CPT-03 L1933577-10

Collected by: Baylee K | Collected date/time: 01/05/26 14:15 | Received date/time: 01/08/26 09:00

Method	Batch	Dilution	Preparation date/time	Analysis date/time	Analyst	Location
Preparation by Method 1311	WG2671396	1	01/10/26 07:07	01/10/26 07:07	PNK	Mt. Juliet, TN
Preparation by Method 1311	WG2671436	1	01/09/26 10:31	01/09/26 10:31	JWS	Mt. Juliet, TN
Mercury by Method 7470A	WG2672625	1	01/10/26 11:46	01/11/26 18:20	AKB	Mt. Juliet, TN
Metals (ICP) by Method 6010D	WG2672696	1	01/12/26 09:23	01/13/26 02:48	MAP	Mt. Juliet, TN
Volatile Organic Compounds (GC/MS) by Method 8260D	WG2672942	1	01/11/26 14:26	01/11/26 14:26	DWR	Mt. Juliet, TN
Chlorinated Acid Herbicides (GC) by Method 8151A	WG2672840	1	01/11/26 07:20	01/12/26 14:42	HLA	Mt. Juliet, TN
Pesticides (GC) by Method 8081	WG2674665	1	01/14/26 15:30	01/15/26 02:07	LTB	Mt. Juliet, TN
Polychlorinated Biphenyls (GC) by Method 8082	WG2674665	1	01/14/26 15:30	01/15/26 02:07	LTB	Mt. Juliet, TN

CP-P292-S1-CPT-03 L1933577-10

Collected by	Collected date/time	Received date/time
Baylee K	01/05/26 14:15	01/08/26 09:00

Method	Batch	Dilution	Preparation date/time	Analysis date/time	Analyst	Location
Semi Volatile Organic Compounds (GC/MS) by Method 8270E	WG2672900	1	01/13/26 07:58	01/13/26 23:36	KB	Mt. Juliet, TN

All sample aliquots were received at the correct temperature, in the proper containers, with the appropriate preservatives, and within method specified holding times, unless qualified or notated within the report. Where applicable, all MDL (LOD) and RDL (LOQ) values reported for environmental samples have been corrected for the dilution factor used in the analysis. All Method and Batch Quality Control are within established criteria except where addressed in this case narrative, a non-conformance form or properly qualified within the sample results. By my digital signature below, I affirm to the best of my knowledge, all problems/anomalies observed by the laboratory as having the potential to affect the quality of the data have been identified by the laboratory, and no information or data have been knowingly withheld that would affect the quality of the data.

Shane Gambill
Project Manager

Total Solids by Method 2540 G-2011

Analyte	Result %	Qualifier	Dilution	Analysis date / time	Batch
Total Solids	88.0		1	01/09/2026 08:47	WG2671782

Volatile Organic Compounds (GC) by Method 8015C

Analyte	CAS #	Result (dry) mg/kg	Qualifier	DL (dry) mg/kg	LOD (dry) mg/kg	LOQ (dry) mg/kg	Dilution	Analysis date / time	Batch
TPH (GC/FID) Low Fraction	8006-61-9	4.32	U	2.55	4.32	4.79	25	01/10/2026 09:17	WG2672376
(S) a,a,a-Trifluorotoluene(FID)	*98-08-8*	*98.6*				*59.0-128*		*01/10/2026 09:17*	WG2672376

Semi-Volatile Organic Compounds (GC) by Method 8015C

Analyte	CAS #	Result (dry) mg/kg	Qualifier	DL (dry) mg/kg	LOD (dry) mg/kg	LOQ (dry) mg/kg	Dilution	Analysis date / time	Batch
TPH (GC/FID) High Fraction	68334-30-5	19.1		0.874	2.27	4.55	1	01/10/2026 20:54	WG2671722
(S) o-Terphenyl	*84-15-1*	*67.5*				*18.0-148*		*01/10/2026 20:54*	WG2671722

Preparation by Method 1311

Analyte	Result	Qualifier	Prep date / time	Batch
TCLP Extraction	-		1/9/2026 10:31:38 AM	WG2671436
TCLP ZHE Extraction	-		1/10/2026 7:07:55 AM	WG2671396
Initial pH	8.31		1/9/2026 10:31:38 AM	WG2671436
Final pH	5.52		1/9/2026 10:31:38 AM	WG2671436

Mercury by Method 7470A

Analyte	Result mg/l	Qualifier	LOQ mg/l	Limit mg/l	Dilution	Analysis date / time	Batch
Mercury	ND		0.0100	0.20	1	01/11/2026 18:09	WG2672625

Metals (ICP) by Method 6010D

Analyte	Result mg/l	Qualifier	LOQ mg/l	Limit mg/l	Dilution	Analysis date / time	Batch
Arsenic	ND		0.100	5	1	01/13/2026 02:33	WG2672696
Barium	0.193		0.100	100	1	01/13/2026 02:33	WG2672696
Cadmium	ND		0.100	1	1	01/13/2026 02:33	WG2672696
Chromium	ND		0.100	5	1	01/13/2026 02:33	WG2672696
Lead	ND		0.100	5	1	01/13/2026 02:33	WG2672696
Selenium	ND		0.100	1	1	01/13/2026 02:33	WG2672696
Silver	ND		0.100	5	1	01/13/2026 02:33	WG2672696

Volatile Organic Compounds (GC/MS) by Method 8260D

Analyte	Result mg/l	Qualifier	LOQ mg/l	Limit mg/l	Dilution	Analysis date / time	Batch
Benzene	ND		0.0500	0.50	1	01/11/2026 13:06	WG2672942
Carbon tetrachloride	ND		0.0500	0.50	1	01/11/2026 13:06	WG2672942
Chlorobenzene	ND		0.0500	100	1	01/11/2026 13:06	WG2672942
Chloroform	ND	J3	0.250	6	1	01/11/2026 13:06	WG2672942
1,2-Dichloroethane	ND		0.0500	0.50	1	01/11/2026 13:06	WG2672942
1,1-Dichloroethene	ND		0.0500	0.70	1	01/11/2026 13:06	WG2672942
2-Butanone (MEK)	ND	J3	0.500	200	1	01/11/2026 13:06	WG2672942
Tetrachloroethene	ND		0.0500	0.70	1	01/11/2026 13:06	WG2672942
Trichloroethene	ND		0.0500	0.50	1	01/11/2026 13:06	WG2672942
Vinyl chloride	ND		0.0500	0.20	1	01/11/2026 13:06	WG2672942
(S) Toluene-d8	*98.1*		*89.0-112*			*01/11/2026 13:06*	WG2672942
(S) 4-Bromofluorobenzene	*101*		*85.0-114*			*01/11/2026 13:06*	WG2672942
(S) 1,2-Dichloroethane-d4	*96.6*		*81.0-118*			*01/11/2026 13:06*	WG2672942

Chlorinated Acid Herbicides (GC) by Method 8151A

Analyte	Result mg/l	Qualifier	LOQ mg/l	Limit mg/l	Dilution	Analysis date / time	Batch
2,4,5-TP (Silvex)	ND		0.00200	1	1	01/12/2026 13:30	WG2672840
2,4-D	ND		0.00200	10	1	01/12/2026 13:30	WG2672840
(S) 2,4-Dichlorophenyl Acetic Acid	*75.0*		*32.0-138*			*01/12/2026 13:30*	WG2672840

Pesticides (GC) by Method 8081

Analyte	Result mg/l	Qualifier	LOQ mg/l	Limit mg/l	Dilution	Analysis date / time	Batch
Chlordane	ND		0.00500	0.03	1	01/15/2026 00:48	WG2674665
Endrin	ND		0.00500	0.02	1	01/15/2026 00:48	WG2674665
Heptachlor	ND		0.00500	0.0080	1	01/15/2026 00:48	WG2674665
Lindane	ND		0.00500	0.40	1	01/15/2026 00:48	WG2674665
Methoxychlor	ND		0.00500	10	1	01/15/2026 00:48	WG2674665

Pesticides (GC) by Method 8081

Analyte	Result mg/l	Qualifier	LOQ mg/l	Limit mg/l	Dilution	Analysis date / time	Batch
Toxaphene	ND		0.0100	0.50	1	01/15/2026 00:48	WG2674665
(S) Decachlorobiphenyl	*103*		*10.0-145*			*01/15/2026 00:48*	WG2674665
(S) Tetrachloro-m-xylene	*82.5*		*44.0-124*			*01/15/2026 00:48*	WG2674665

Polychlorinated Biphenyls (GC) by Method 8082

Analyte	Result mg/l	Qualifier	LOQ mg/l	Limit mg/l	Dilution	Analysis date / time	Batch
PCB 1016	ND		0.000500	50	1	01/15/2026 00:48	WG2674665
PCB 1221	ND		0.000500	50	1	01/15/2026 00:48	WG2674665
PCB 1232	ND		0.000500	50	1	01/15/2026 00:48	WG2674665
PCB 1242	ND		0.000500	50	1	01/15/2026 00:48	WG2674665
PCB 1248	ND		0.000500	50	1	01/15/2026 00:48	WG2674665
PCB 1254	ND		0.000500	50	1	01/15/2026 00:48	WG2674665
PCB 1260	ND		0.000500	50	1	01/15/2026 00:48	WG2674665
(S) Decachlorobiphenyl	*97.0*		*10.0-145*			*01/15/2026 00:48*	WG2674665
(S) Tetrachloro-m-xylene	*83.9*		*44.0-124*			*01/15/2026 00:48*	WG2674665

Semi Volatile Organic Compounds (GC/MS) by Method 8270E

Analyte	Result mg/l	Qualifier	LOQ mg/l	Limit mg/l	Dilution	Analysis date / time	Batch
1,4-Dichlorobenzene	ND		0.100	7.50	1	01/13/2026 22:09	WG2672900
2,4-Dinitrotoluene	ND		0.100	0.13	1	01/13/2026 22:09	WG2672900
Hexachlorobenzene	ND		0.100	0.13	1	01/13/2026 22:09	WG2672900
Hexachloro-1,3-butadiene	ND		0.100	0.50	1	01/13/2026 22:09	WG2672900
Hexachloroethane	ND		0.100	3	1	01/13/2026 22:09	WG2672900
Nitrobenzene	ND		0.100	2	1	01/13/2026 22:09	WG2672900
Pyridine	ND		0.100	5	1	01/13/2026 22:09	WG2672900
3&4-Methyl Phenol	ND		0.100	400	1	01/13/2026 22:09	WG2672900
2-Methylphenol	ND		0.100	200	1	01/13/2026 22:09	WG2672900
Pentachlorophenol	ND	C3	0.100	100	1	01/13/2026 22:09	WG2672900
2,4,5-Trichlorophenol	ND		0.100	400	1	01/13/2026 22:09	WG2672900
2,4,6-Trichlorophenol	ND		0.100	2	1	01/13/2026 22:09	WG2672900
(S) 2-Fluorophenol	*40.8*		*19.0-119*			*01/13/2026 22:09*	WG2672900
(S) Phenol-d5	*25.9*		*10.0-120*			*01/13/2026 22:09*	WG2672900
(S) Nitrobenzene-d5	*65.0*		*44.0-120*			*01/13/2026 22:09*	WG2672900
(S) 2-Fluorobiphenyl	*70.4*		*44.0-119*			*01/13/2026 22:09*	WG2672900
(S) 2,4,6-Tribromophenol	*48.5*		*43.0-140*			*01/13/2026 22:09*	WG2672900
(S) p-Terphenyl-d14	*83.8*		*50.0-134*			*01/13/2026 22:09*	WG2672900

Total Solids by Method 2540 G-2011

Analyte	Result %	Qualifier	Dilution	Analysis date / time	Batch
Total Solids	87.9		1	01/09/2026 08:47	WG2671782

Volatile Organic Compounds (GC) by Method 8015C

Analyte	CAS #	Result (dry) mg/kg	Qualifier	DL (dry) mg/kg	LOD (dry) mg/kg	LOQ (dry) mg/kg	Dilution	Analysis date / time	Batch
TPH (GC/FID) Low Fraction	8006-61-9	4.34	U	2.57	4.34	4.81	25	01/10/2026 09:38	WG2672376
(S) a,a,a-Trifluorotoluene(FID)	*98-08-8*	*98.6*				*59.0-128*		*01/10/2026 09:38*	WG2672376

Semi-Volatile Organic Compounds (GC) by Method 8015C

Analyte	CAS #	Result (dry) mg/kg	Qualifier	DL (dry) mg/kg	LOD (dry) mg/kg	LOQ (dry) mg/kg	Dilution	Analysis date / time	Batch
TPH (GC/FID) High Fraction	68334-30-5	11.0		1.75	4.55	9.10	2	01/10/2026 20:41	WG2671722
(S) o-Terphenyl	*84-15-1*	*87.3*				*18.0-148*		*01/10/2026 20:41*	WG2671722

Sample Narrative:

L1933577-03 WG2671722: Dilution due to matrix impact during extract concentration procedure.

Preparation by Method 1311

Analyte	Result	Qualifier	Prep date / time	Batch
TCLP Extraction	-		1/9/2026 10:31:38 AM	WG2671436
TCLP ZHE Extraction	-		1/10/2026 7:07:55 AM	WG2671396
Initial pH	6.58		1/9/2026 10:31:38 AM	WG2671436
Final pH	5.44		1/9/2026 10:31:38 AM	WG2671436

Mercury by Method 7470A

Analyte	Result mg/l	Qualifier	LOQ mg/l	Limit mg/l	Dilution	Analysis date / time	Batch
Mercury	ND		0.0100	0.20	1	01/11/2026 18:12	WG2672625

Metals (ICP) by Method 6010D

Analyte	Result mg/l	Qualifier	LOQ mg/l	Limit mg/l	Dilution	Analysis date / time	Batch
Arsenic	ND		0.100	5	1	01/13/2026 02:35	WG2672696
Barium	0.308		0.100	100	1	01/13/2026 02:35	WG2672696
Cadmium	ND		0.100	1	1	01/13/2026 02:35	WG2672696
Chromium	ND		0.100	5	1	01/13/2026 02:35	WG2672696
Lead	ND		0.100	5	1	01/13/2026 02:35	WG2672696
Selenium	ND		0.100	1	1	01/13/2026 02:35	WG2672696
Silver	ND		0.100	5	1	01/13/2026 02:35	WG2672696

Volatile Organic Compounds (GC/MS) by Method 8260D

Analyte	Result mg/l	Qualifier	LOQ mg/l	Limit mg/l	Dilution	Analysis date / time	Batch
Benzene	ND		0.0500	0.50	1	01/11/2026 13:26	WG2672942
Carbon tetrachloride	ND		0.0500	0.50	1	01/11/2026 13:26	WG2672942
Chlorobenzene	ND		0.0500	100	1	01/11/2026 13:26	WG2672942
Chloroform	ND	J3	0.250	6	1	01/11/2026 13:26	WG2672942
1,2-Dichloroethane	ND		0.0500	0.50	1	01/11/2026 13:26	WG2672942
1,1-Dichloroethene	ND		0.0500	0.70	1	01/11/2026 13:26	WG2672942
2-Butanone (MEK)	ND	J3	0.500	200	1	01/11/2026 13:26	WG2672942
Tetrachloroethene	ND		0.0500	0.70	1	01/11/2026 13:26	WG2672942
Trichloroethene	ND		0.0500	0.50	1	01/11/2026 13:26	WG2672942
Vinyl chloride	ND		0.0500	0.20	1	01/11/2026 13:26	WG2672942
(S) Toluene-d8	*96.5*		*89.0-112*			*01/11/2026 13:26*	WG2672942
(S) 4-Bromofluorobenzene	*100*		*85.0-114*			*01/11/2026 13:26*	WG2672942
(S) 1,2-Dichloroethane-d4	*102*		*81.0-118*			*01/11/2026 13:26*	WG2672942

Chlorinated Acid Herbicides (GC) by Method 8151A

Analyte	Result mg/l	Qualifier	LOQ mg/l	Limit mg/l	Dilution	Analysis date / time	Batch
2,4,5-TP (Silvex)	ND		0.00200	1	1	01/12/2026 13:40	WG2672840
2,4-D	ND		0.00200	10	1	01/12/2026 13:40	WG2672840
(S) 2,4-Dichlorophenyl Acetic Acid	*75.8*		*32.0-138*			*01/12/2026 13:40*	WG2672840

Pesticides (GC) by Method 8081

Analyte	Result mg/l	Qualifier	LOQ mg/l	Limit mg/l	Dilution	Analysis date / time	Batch
Chlordane	ND		0.00500	0.03	1	01/15/2026 00:58	WG2674665
Endrin	ND		0.00500	0.02	1	01/15/2026 00:58	WG2674665
Heptachlor	ND		0.00500	0.0080	1	01/15/2026 00:58	WG2674665
Lindane	ND		0.00500	0.40	1	01/15/2026 00:58	WG2674665
Methoxychlor	ND		0.00500	10	1	01/15/2026 00:58	WG2674665

Pesticides (GC) by Method 8081

Analyte	Result mg/l	Qualifier	LOQ mg/l	Limit mg/l	Dilution	Analysis date / time	Batch
Toxaphene	ND		0.0100	0.50	1	01/15/2026 00:58	WG2674665
(S) Decachlorobiphenyl	*94.1*		*10.0-145*			*01/15/2026 00:58*	WG2674665
(S) Tetrachloro-m-xylene	*79.6*		*44.0-124*			*01/15/2026 00:58*	WG2674665

Polychlorinated Biphenyls (GC) by Method 8082

Analyte	Result mg/l	Qualifier	LOQ mg/l	Limit mg/l	Dilution	Analysis date / time	Batch
PCB 1016	ND		0.000500	50	1	01/15/2026 00:58	WG2674665
PCB 1221	ND		0.000500	50	1	01/15/2026 00:58	WG2674665
PCB 1232	ND		0.000500	50	1	01/15/2026 00:58	WG2674665
PCB 1242	ND		0.000500	50	1	01/15/2026 00:58	WG2674665
PCB 1248	ND		0.000500	50	1	01/15/2026 00:58	WG2674665
PCB 1254	ND		0.000500	50	1	01/15/2026 00:58	WG2674665
PCB 1260	ND		0.000500	50	1	01/15/2026 00:58	WG2674665
(S) Decachlorobiphenyl	*88.3*		*10.0-145*			*01/15/2026 00:58*	WG2674665
(S) Tetrachloro-m-xylene	*80.1*		*44.0-124*			*01/15/2026 00:58*	WG2674665

Semi Volatile Organic Compounds (GC/MS) by Method 8270E

Analyte	Result mg/l	Qualifier	LOQ mg/l	Limit mg/l	Dilution	Analysis date / time	Batch
1,4-Dichlorobenzene	ND		0.100	7.50	1	01/13/2026 22:31	WG2672900
2,4-Dinitrotoluene	ND		0.100	0.13	1	01/13/2026 22:31	WG2672900
Hexachlorobenzene	ND		0.100	0.13	1	01/13/2026 22:31	WG2672900
Hexachloro-1,3-butadiene	ND		0.100	0.50	1	01/13/2026 22:31	WG2672900
Hexachloroethane	ND		0.100	3	1	01/13/2026 22:31	WG2672900
Nitrobenzene	ND		0.100	2	1	01/13/2026 22:31	WG2672900
Pyridine	ND		0.100	5	1	01/13/2026 22:31	WG2672900
3&4-Methyl Phenol	ND		0.100	400	1	01/13/2026 22:31	WG2672900
2-Methylphenol	ND		0.100	200	1	01/13/2026 22:31	WG2672900
Pentachlorophenol	ND	C3	0.100	100	1	01/13/2026 22:31	WG2672900
2,4,5-Trichlorophenol	ND		0.100	400	1	01/13/2026 22:31	WG2672900
2,4,6-Trichlorophenol	ND		0.100	2	1	01/13/2026 22:31	WG2672900
(S) 2-Fluorophenol	*40.8*		*19.0-119*			*01/13/2026 22:31*	WG2672900
(S) Phenol-d5	*25.4*		*10.0-120*			*01/13/2026 22:31*	WG2672900
(S) Nitrobenzene-d5	*66.3*		*44.0-120*			*01/13/2026 22:31*	WG2672900
(S) 2-Fluorobiphenyl	*71.3*		*44.0-119*			*01/13/2026 22:31*	WG2672900
(S) 2,4,6-Tribromophenol	*44.2*		*43.0-140*			*01/13/2026 22:31*	WG2672900
(S) p-Terphenyl-d14	*73.5*		*50.0-134*			*01/13/2026 22:31*	WG2672900

Total Solids by Method 2540 G-2011

Analyte	Result %	Qualifier	Dilution	Analysis date / time	Batch
Total Solids	79.5		1	01/09/2026 08:47	WG2671782

Volatile Organic Compounds (GC) by Method 8015C

Analyte	CAS #	Result (dry) mg/kg	Qualifier	DL (dry) mg/kg	LOD (dry) mg/kg	LOQ (dry) mg/kg	Dilution	Analysis date / time	Batch
TPH (GC/FID) Low Fraction	8006-61-9	5.23	U	3.09	5.23	5.80	25	01/10/2026 10:00	WG2672376
(S) a,a,a-Trifluorotoluene(FID)	*98-08-8*	*98.1*				*59.0-128*		*01/10/2026 10:00*	WG2672376

Semi-Volatile Organic Compounds (GC) by Method 8015C

Analyte	CAS #	Result (dry) mg/kg	Qualifier	DL (dry) mg/kg	LOD (dry) mg/kg	LOQ (dry) mg/kg	Dilution	Analysis date / time	Batch
TPH (GC/FID) High Fraction	68334-30-5	2.83	B J	0.968	2.52	5.03	1	01/10/2026 20:15	WG2671722
(S) o-Terphenyl	*84-15-1*	*59.8*				*18.0-148*		*01/10/2026 20:15*	WG2671722

Preparation by Method 1311

Analyte	Result	Qualifier	Prep date / time	Batch
TCLP Extraction	-		1/9/2026 10:31:38 AM	WG2671436
TCLP ZHE Extraction	-		1/10/2026 7:07:55 AM	WG2671396
Initial pH	8.12		1/9/2026 10:31:38 AM	WG2671436
Final pH	5.14		1/9/2026 10:31:38 AM	WG2671436

Mercury by Method 7470A

Analyte	Result mg/l	Qualifier	LOQ mg/l	Limit mg/l	Dilution	Analysis date / time	Batch
Mercury	ND		0.0100	0.20	1	01/11/2026 18:14	WG2672625

Metals (ICP) by Method 6010D

Analyte	Result mg/l	Qualifier	LOQ mg/l	Limit mg/l	Dilution	Analysis date / time	Batch
Arsenic	ND		0.100	5	1	01/13/2026 02:43	WG2672696
Barium	0.264		0.100	100	1	01/13/2026 02:43	WG2672696
Cadmium	ND		0.100	1	1	01/13/2026 02:43	WG2672696
Chromium	ND		0.100	5	1	01/13/2026 02:43	WG2672696
Lead	ND		0.100	5	1	01/13/2026 02:43	WG2672696
Selenium	ND		0.100	1	1	01/13/2026 02:43	WG2672696
Silver	ND		0.100	5	1	01/13/2026 02:43	WG2672696

Volatile Organic Compounds (GC/MS) by Method 8260D

Analyte	Result mg/l	Qualifier	LOQ mg/l	Limit mg/l	Dilution	Analysis date / time	Batch
Benzene	ND		0.0500	0.50	1	01/11/2026 13:46	WG2672942
Carbon tetrachloride	ND		0.0500	0.50	1	01/11/2026 13:46	WG2672942
Chlorobenzene	ND		0.0500	100	1	01/11/2026 13:46	WG2672942
Chloroform	ND	J3	0.250	6	1	01/11/2026 13:46	WG2672942
1,2-Dichloroethane	ND		0.0500	0.50	1	01/11/2026 13:46	WG2672942
1,1-Dichloroethene	ND		0.0500	0.70	1	01/11/2026 13:46	WG2672942
2-Butanone (MEK)	ND	J3	0.500	200	1	01/11/2026 13:46	WG2672942
Tetrachloroethene	ND		0.0500	0.70	1	01/11/2026 13:46	WG2672942
Trichloroethene	ND		0.0500	0.50	1	01/11/2026 13:46	WG2672942
Vinyl chloride	ND		0.0500	0.20	1	01/11/2026 13:46	WG2672942
(S) Toluene-d8	*101*		*89.0-112*			*01/11/2026 13:46*	WG2672942
(S) 4-Bromofluorobenzene	*101*		*85.0-114*			*01/11/2026 13:46*	WG2672942
(S) 1,2-Dichloroethane-d4	*97.3*		*81.0-118*			*01/11/2026 13:46*	WG2672942

Chlorinated Acid Herbicides (GC) by Method 8151A

Analyte	Result mg/l	Qualifier	LOQ mg/l	Limit mg/l	Dilution	Analysis date / time	Batch
2,4,5-TP (Silvex)	ND		0.00200	1	1	01/12/2026 13:51	WG2672840
2,4-D	ND		0.00200	10	1	01/12/2026 13:51	WG2672840
(S) 2,4-Dichlorophenyl Acetic Acid	*81.8*		*32.0-138*			*01/12/2026 13:51*	WG2672840

Pesticides (GC) by Method 8081

Analyte	Result mg/l	Qualifier	LOQ mg/l	Limit mg/l	Dilution	Analysis date / time	Batch
Chlordane	ND		0.00500	0.03	1	01/15/2026 01:08	WG2674665
Endrin	ND		0.00500	0.02	1	01/15/2026 01:08	WG2674665
Heptachlor	ND		0.00500	0.0080	1	01/15/2026 01:08	WG2674665
Lindane	ND		0.00500	0.40	1	01/15/2026 01:08	WG2674665
Methoxychlor	ND		0.00500	10	1	01/15/2026 01:08	WG2674665

Pesticides (GC) by Method 8081

Analyte	Result mg/l	Qualifier	LOQ mg/l	Limit mg/l	Dilution	Analysis date / time	Batch
Toxaphene	ND		0.0100	0.50	1	01/15/2026 01:08	WG2674665
(S) Decachlorobiphenyl	*104*		*10.0-145*			*01/15/2026 01:08*	WG2674665
(S) Tetrachloro-m-xylene	*81.8*		*44.0-124*			*01/15/2026 01:08*	WG2674665

Polychlorinated Biphenyls (GC) by Method 8082

Analyte	Result mg/l	Qualifier	LOQ mg/l	Limit mg/l	Dilution	Analysis date / time	Batch
PCB 1016	ND		0.000500	50	1	01/15/2026 01:08	WG2674665
PCB 1221	ND		0.000500	50	1	01/15/2026 01:08	WG2674665
PCB 1232	ND		0.000500	50	1	01/15/2026 01:08	WG2674665
PCB 1242	ND		0.000500	50	1	01/15/2026 01:08	WG2674665
PCB 1248	ND		0.000500	50	1	01/15/2026 01:08	WG2674665
PCB 1254	ND		0.000500	50	1	01/15/2026 01:08	WG2674665
PCB 1260	ND		0.000500	50	1	01/15/2026 01:08	WG2674665
(S) Decachlorobiphenyl	*97.0*		*10.0-145*			*01/15/2026 01:08*	WG2674665
(S) Tetrachloro-m-xylene	*82.3*		*44.0-124*			*01/15/2026 01:08*	WG2674665

Semi Volatile Organic Compounds (GC/MS) by Method 8270E

Analyte	Result mg/l	Qualifier	LOQ mg/l	Limit mg/l	Dilution	Analysis date / time	Batch
1,4-Dichlorobenzene	ND		0.100	7.50	1	01/13/2026 22:52	WG2672900
2,4-Dinitrotoluene	ND		0.100	0.13	1	01/13/2026 22:52	WG2672900
Hexachlorobenzene	ND		0.100	0.13	1	01/13/2026 22:52	WG2672900
Hexachloro-1,3-butadiene	ND		0.100	0.50	1	01/13/2026 22:52	WG2672900
Hexachloroethane	ND		0.100	3	1	01/13/2026 22:52	WG2672900
Nitrobenzene	ND		0.100	2	1	01/13/2026 22:52	WG2672900
Pyridine	ND		0.100	5	1	01/13/2026 22:52	WG2672900
3&4-Methyl Phenol	ND		0.100	400	1	01/13/2026 22:52	WG2672900
2-Methylphenol	ND		0.100	200	1	01/13/2026 22:52	WG2672900
Pentachlorophenol	ND	C3	0.100	100	1	01/13/2026 22:52	WG2672900
2,4,5-Trichlorophenol	ND		0.100	400	1	01/13/2026 22:52	WG2672900
2,4,6-Trichlorophenol	ND		0.100	2	1	01/13/2026 22:52	WG2672900
(S) 2-Fluorophenol	*45.1*		*19.0-119*			*01/13/2026 22:52*	WG2672900
(S) Phenol-d5	*29.2*		*10.0-120*			*01/13/2026 22:52*	WG2672900
(S) Nitrobenzene-d5	*71.4*		*44.0-120*			*01/13/2026 22:52*	WG2672900
(S) 2-Fluorobiphenyl	*75.8*		*44.0-119*			*01/13/2026 22:52*	WG2672900
(S) 2,4,6-Tribromophenol	*50.5*		*43.0-140*			*01/13/2026 22:52*	WG2672900
(S) p-Terphenyl-d14	*87.3*		*50.0-134*			*01/13/2026 22:52*	WG2672900

Total Solids by Method 2540 G-2011

Analyte	Result %	Qualifier	Dilution	Analysis date / time	Batch
Total Solids	86.2		1	01/09/2026 08:47	WG2671782

Volatile Organic Compounds (GC) by Method 8015C

Analyte	CAS #	Result (dry) mg/kg	Qualifier	DL (dry) mg/kg	LOD (dry) mg/kg	LOQ (dry) mg/kg	Dilution	Analysis date / time	Batch
TPH (GC/FID) Low Fraction	8006-61-9	4.50	U	2.66	4.50	4.99	25	01/10/2026 10:21	WG2672376
(S) a,a,a-Trifluorotoluene(FID)	*98-08-8*	*98.7*				*59.0-128*		*01/10/2026 10:21*	WG2672376

Semi-Volatile Organic Compounds (GC) by Method 8015C

Analyte	CAS #	Result (dry) mg/kg	Qualifier	DL (dry) mg/kg	LOD (dry) mg/kg	LOQ (dry) mg/kg	Dilution	Analysis date / time	Batch
TPH (GC/FID) High Fraction	68334-30-5	16.0		0.892	2.32	4.64	1	01/12/2026 23:25	WG2671722
(S) o-Terphenyl	*84-15-1*	*55.9*				*18.0-148*		*01/12/2026 23:25*	WG2671722

Preparation by Method 1311

Analyte	Result	Qualifier	Prep date / time	Batch
TCLP Extraction	-		1/9/2026 10:31:38 AM	WG2671436
TCLP ZHE Extraction	-		1/10/2026 7:07:55 AM	WG2671396
Initial pH	7.53		1/9/2026 10:31:38 AM	WG2671436
Final pH	5.53		1/9/2026 10:31:38 AM	WG2671436

Mercury by Method 7470A

Analyte	Result mg/l	Qualifier	LOQ mg/l	Limit mg/l	Dilution	Analysis date / time	Batch
Mercury	ND		0.0100	0.20	1	01/11/2026 18:17	WG2672625

Metals (ICP) by Method 6010D

Analyte	Result mg/l	Qualifier	LOQ mg/l	Limit mg/l	Dilution	Analysis date / time	Batch
Arsenic	ND		0.100	5	1	01/13/2026 02:45	WG2672696
Barium	0.294		0.100	100	1	01/13/2026 02:45	WG2672696
Cadmium	ND		0.100	1	1	01/13/2026 02:45	WG2672696
Chromium	ND		0.100	5	1	01/13/2026 02:45	WG2672696
Lead	ND		0.100	5	1	01/13/2026 02:45	WG2672696
Selenium	ND		0.100	1	1	01/13/2026 02:45	WG2672696
Silver	ND		0.100	5	1	01/13/2026 02:45	WG2672696

Volatile Organic Compounds (GC/MS) by Method 8260D

Analyte	Result mg/l	Qualifier	LOQ mg/l	Limit mg/l	Dilution	Analysis date / time	Batch
Benzene	ND		0.0500	0.50	1	01/11/2026 14:06	WG2672942
Carbon tetrachloride	ND		0.0500	0.50	1	01/11/2026 14:06	WG2672942
Chlorobenzene	ND		0.0500	100	1	01/11/2026 14:06	WG2672942
Chloroform	ND	J3	0.250	6	1	01/11/2026 14:06	WG2672942
1,2-Dichloroethane	ND		0.0500	0.50	1	01/11/2026 14:06	WG2672942
1,1-Dichloroethene	ND		0.0500	0.70	1	01/11/2026 14:06	WG2672942
2-Butanone (MEK)	ND	J3	0.500	200	1	01/11/2026 14:06	WG2672942
Tetrachloroethene	ND		0.0500	0.70	1	01/11/2026 14:06	WG2672942
Trichloroethene	ND		0.0500	0.50	1	01/11/2026 14:06	WG2672942
Vinyl chloride	ND		0.0500	0.20	1	01/11/2026 14:06	WG2672942
(S) Toluene-d8	*98.0*		*89.0-112*			*01/11/2026 14:06*	WG2672942
(S) 4-Bromofluorobenzene	*98.9*		*85.0-114*			*01/11/2026 14:06*	WG2672942
(S) 1,2-Dichloroethane-d4	*99.3*		*81.0-118*			*01/11/2026 14:06*	WG2672942

Chlorinated Acid Herbicides (GC) by Method 8151A

Analyte	Result mg/l	Qualifier	LOQ mg/l	Limit mg/l	Dilution	Analysis date / time	Batch
2,4,5-TP (Silvex)	ND		0.00200	1	1	01/12/2026 14:01	WG2672840
2,4-D	ND		0.00200	10	1	01/12/2026 14:01	WG2672840
(S) 2,4-Dichlorophenyl Acetic Acid	*75.6*		*32.0-138*			*01/12/2026 14:01*	WG2672840

Pesticides (GC) by Method 8081

Analyte	Result mg/l	Qualifier	LOQ mg/l	Limit mg/l	Dilution	Analysis date / time	Batch
Chlordane	ND		0.00500	0.03	1	01/15/2026 01:38	WG2674665
Endrin	ND		0.00500	0.02	1	01/15/2026 01:38	WG2674665
Heptachlor	ND		0.00500	0.0080	1	01/15/2026 01:38	WG2674665
Lindane	ND		0.00500	0.40	1	01/15/2026 01:38	WG2674665
Methoxychlor	ND		0.00500	10	1	01/15/2026 01:38	WG2674665

Pesticides (GC) by Method 8081

Analyte	Result mg/l	Qualifier	LOQ mg/l	Limit mg/l	Dilution	Analysis date / time	Batch
Toxaphene	ND		0.0100	0.50	1	01/15/2026 01:38	WG2674665
(S) Decachlorobiphenyl	*113*		*10.0-145*			*01/15/2026 01:38*	WG2674665
(S) Tetrachloro-m-xylene	*83.1*		*44.0-124*			*01/15/2026 01:38*	WG2674665

Polychlorinated Biphenyls (GC) by Method 8082

Analyte	Result mg/l	Qualifier	LOQ mg/l	Limit mg/l	Dilution	Analysis date / time	Batch
PCB 1016	ND		0.000500	50	1	01/15/2026 01:38	WG2674665
PCB 1221	ND		0.000500	50	1	01/15/2026 01:38	WG2674665
PCB 1232	ND		0.000500	50	1	01/15/2026 01:38	WG2674665
PCB 1242	ND		0.000500	50	1	01/15/2026 01:38	WG2674665
PCB 1248	ND		0.000500	50	1	01/15/2026 01:38	WG2674665
PCB 1254	ND		0.000500	50	1	01/15/2026 01:38	WG2674665
PCB 1260	ND		0.000500	50	1	01/15/2026 01:38	WG2674665
(S) Decachlorobiphenyl	*106*		*10.0-145*			*01/15/2026 01:38*	WG2674665
(S) Tetrachloro-m-xylene	*82.6*		*44.0-124*			*01/15/2026 01:38*	WG2674665

Semi Volatile Organic Compounds (GC/MS) by Method 8270E

Analyte	Result mg/l	Qualifier	LOQ mg/l	Limit mg/l	Dilution	Analysis date / time	Batch
1,4-Dichlorobenzene	ND		0.100	7.50	1	01/13/2026 23:14	WG2672900
2,4-Dinitrotoluene	ND		0.100	0.13	1	01/13/2026 23:14	WG2672900
Hexachlorobenzene	ND		0.100	0.13	1	01/13/2026 23:14	WG2672900
Hexachloro-1,3-butadiene	ND		0.100	0.50	1	01/13/2026 23:14	WG2672900
Hexachloroethane	ND		0.100	3	1	01/13/2026 23:14	WG2672900
Nitrobenzene	ND		0.100	2	1	01/13/2026 23:14	WG2672900
Pyridine	ND		0.100	5	1	01/13/2026 23:14	WG2672900
3&4-Methyl Phenol	ND		0.100	400	1	01/13/2026 23:14	WG2672900
2-Methylphenol	ND		0.100	200	1	01/13/2026 23:14	WG2672900
Pentachlorophenol	ND	C3	0.100	100	1	01/13/2026 23:14	WG2672900
2,4,5-Trichlorophenol	ND		0.100	400	1	01/13/2026 23:14	WG2672900
2,4,6-Trichlorophenol	ND		0.100	2	1	01/13/2026 23:14	WG2672900
(S) 2-Fluorophenol	*45.7*		*19.0-119*			*01/13/2026 23:14*	WG2672900
(S) Phenol-d5	*28.6*		*10.0-120*			*01/13/2026 23:14*	WG2672900
(S) Nitrobenzene-d5	*69.5*		*44.0-120*			*01/13/2026 23:14*	WG2672900
(S) 2-Fluorobiphenyl	*74.6*		*44.0-119*			*01/13/2026 23:14*	WG2672900
(S) 2,4,6-Tribromophenol	*47.8*		*43.0-140*			*01/13/2026 23:14*	WG2672900
(S) p-Terphenyl-d14	*83.5*		*50.0-134*			*01/13/2026 23:14*	WG2672900

Total Solids by Method 2540 G-2011

Analyte	Result %	Qualifier	Dilution	Analysis date / time	Batch
Total Solids	86.2		1	01/09/2026 10:12	WG2671783

Volatile Organic Compounds (GC) by Method 8015C

Analyte	CAS #	Result (dry) mg/kg	Qualifier	DL (dry) mg/kg	LOD (dry) mg/kg	LOQ (dry) mg/kg	Dilution	Analysis date / time	Batch
TPH (GC/FID) Low Fraction	8006-61-9	4.53	U	2.68	4.53	5.03	25	01/10/2026 10:42	WG2672376
(S) a,a,a-Trifluorotoluene(FID)	*98-08-8*	*98.9*				*59.0-128*		*01/10/2026 10:42*	WG2672376

Semi-Volatile Organic Compounds (GC) by Method 8015C

Analyte	CAS #	Result (dry) mg/kg	Qualifier	DL (dry) mg/kg	LOD (dry) mg/kg	LOQ (dry) mg/kg	Dilution	Analysis date / time	Batch
TPH (GC/FID) High Fraction	68334-30-5	7.61	B J	4.47	11.6	23.2	5	01/10/2026 19:37	WG2671722
(S) o-Terphenyl	*84-15-1*	*46.1*				*18.0-148*		*01/10/2026 19:37*	WG2671722

Sample Narrative:

L1933577-09 WG2671722: Cannot run at lower dilution due to viscosity of extract.

Preparation by Method 1311

Analyte	Result	Qualifier	Prep date / time	Batch
TCLP Extraction	-		1/9/2026 10:31:38 AM	WG2671436
TCLP ZHE Extraction	-		1/10/2026 7:07:55 AM	WG2671396
Initial pH	7.27		1/9/2026 10:31:38 AM	WG2671436
Final pH	5.25		1/9/2026 10:31:38 AM	WG2671436

Mercury by Method 7470A

Analyte	Result mg/l	Qualifier	LOQ mg/l	Limit mg/l	Dilution	Analysis date / time	Batch
Mercury	ND		0.0100	0.20	1	01/11/2026 18:20	WG2672625

Metals (ICP) by Method 6010D

Analyte	Result mg/l	Qualifier	LOQ mg/l	Limit mg/l	Dilution	Analysis date / time	Batch
Arsenic	ND		0.100	5	1	01/13/2026 02:48	WG2672696
Barium	ND		0.100	100	1	01/13/2026 02:48	WG2672696
Cadmium	ND		0.100	1	1	01/13/2026 02:48	WG2672696
Chromium	ND		0.100	5	1	01/13/2026 02:48	WG2672696
Lead	ND		0.100	5	1	01/13/2026 02:48	WG2672696
Selenium	ND		0.100	1	1	01/13/2026 02:48	WG2672696
Silver	ND		0.100	5	1	01/13/2026 02:48	WG2672696

Volatile Organic Compounds (GC/MS) by Method 8260D

Analyte	Result mg/l	Qualifier	LOQ mg/l	Limit mg/l	Dilution	Analysis date / time	Batch
Benzene	ND		0.0500	0.50	1	01/11/2026 14:26	WG2672942
Carbon tetrachloride	ND		0.0500	0.50	1	01/11/2026 14:26	WG2672942
Chlorobenzene	ND		0.0500	100	1	01/11/2026 14:26	WG2672942
Chloroform	ND	J3	0.250	6	1	01/11/2026 14:26	WG2672942
1,2-Dichloroethane	ND		0.0500	0.50	1	01/11/2026 14:26	WG2672942
1,1-Dichloroethene	ND		0.0500	0.70	1	01/11/2026 14:26	WG2672942
2-Butanone (MEK)	ND	J3	0.500	200	1	01/11/2026 14:26	WG2672942
Tetrachloroethene	ND		0.0500	0.70	1	01/11/2026 14:26	WG2672942
Trichloroethene	ND		0.0500	0.50	1	01/11/2026 14:26	WG2672942
Vinyl chloride	ND		0.0500	0.20	1	01/11/2026 14:26	WG2672942
(S) Toluene-d8	*97.6*		*89.0-112*			*01/11/2026 14:26*	WG2672942
(S) 4-Bromofluorobenzene	*98.3*		*85.0-114*			*01/11/2026 14:26*	WG2672942
(S) 1,2-Dichloroethane-d4	*102*		*81.0-118*			*01/11/2026 14:26*	WG2672942

Chlorinated Acid Herbicides (GC) by Method 8151A

Analyte	Result mg/l	Qualifier	LOQ mg/l	Limit mg/l	Dilution	Analysis date / time	Batch
2,4,5-TP (Silvex)	ND		0.00200	1	1	01/12/2026 14:42	WG2672840
2,4-D	ND		0.00200	10	1	01/12/2026 14:42	WG2672840
(S) 2,4-Dichlorophenyl Acetic Acid	*70.4*		*32.0-138*			*01/12/2026 14:42*	WG2672840

Pesticides (GC) by Method 8081

Analyte	Result mg/l	Qualifier	LOQ mg/l	Limit mg/l	Dilution	Analysis date / time	Batch
Chlordane	ND		0.00500	0.03	1	01/15/2026 02:07	WG2674665
Endrin	ND		0.00500	0.02	1	01/15/2026 02:07	WG2674665
Heptachlor	ND		0.00500	0.0080	1	01/15/2026 02:07	WG2674665
Lindane	ND		0.00500	0.40	1	01/15/2026 02:07	WG2674665
Methoxychlor	ND		0.00500	10	1	01/15/2026 02:07	WG2674665

Pesticides (GC) by Method 8081

Analyte	Result mg/l	Qualifier	LOQ mg/l	Limit mg/l	Dilution	Analysis date / time	Batch
Toxaphene	ND		0.0100	0.50	1	01/15/2026 02:07	WG2674665
(S) Decachlorobiphenyl	*106*		*10.0-145*			*01/15/2026 02:07*	WG2674665
(S) Tetrachloro-m-xylene	*76.0*		*44.0-124*			*01/15/2026 02:07*	WG2674665

Polychlorinated Biphenyls (GC) by Method 8082

Analyte	Result mg/l	Qualifier	LOQ mg/l	Limit mg/l	Dilution	Analysis date / time	Batch
PCB 1016	ND		0.000500	50	1	01/15/2026 02:07	WG2674665
PCB 1221	ND		0.000500	50	1	01/15/2026 02:07	WG2674665
PCB 1232	ND		0.000500	50	1	01/15/2026 02:07	WG2674665
PCB 1242	ND		0.000500	50	1	01/15/2026 02:07	WG2674665
PCB 1248	ND		0.000500	50	1	01/15/2026 02:07	WG2674665
PCB 1254	ND		0.000500	50	1	01/15/2026 02:07	WG2674665
PCB 1260	ND		0.000500	50	1	01/15/2026 02:07	WG2674665
(S) Decachlorobiphenyl	*99.3*		*10.0-145*			*01/15/2026 02:07*	WG2674665
(S) Tetrachloro-m-xylene	*75.2*		*44.0-124*			*01/15/2026 02:07*	WG2674665

Semi Volatile Organic Compounds (GC/MS) by Method 8270E

Analyte	Result mg/l	Qualifier	LOQ mg/l	Limit mg/l	Dilution	Analysis date / time	Batch
1,4-Dichlorobenzene	ND		0.100	7.50	1	01/13/2026 23:36	WG2672900
2,4-Dinitrotoluene	ND		0.100	0.13	1	01/13/2026 23:36	WG2672900
Hexachlorobenzene	ND		0.100	0.13	1	01/13/2026 23:36	WG2672900
Hexachloro-1,3-butadiene	ND		0.100	0.50	1	01/13/2026 23:36	WG2672900
Hexachloroethane	ND		0.100	3	1	01/13/2026 23:36	WG2672900
Nitrobenzene	ND		0.100	2	1	01/13/2026 23:36	WG2672900
Pyridine	ND		0.100	5	1	01/13/2026 23:36	WG2672900
3&4-Methyl Phenol	ND		0.100	400	1	01/13/2026 23:36	WG2672900
2-Methylphenol	ND		0.100	200	1	01/13/2026 23:36	WG2672900
Pentachlorophenol	ND	C3	0.100	100	1	01/13/2026 23:36	WG2672900
2,4,5-Trichlorophenol	ND		0.100	400	1	01/13/2026 23:36	WG2672900
2,4,6-Trichlorophenol	ND		0.100	2	1	01/13/2026 23:36	WG2672900
(S) 2-Fluorophenol	*40.7*		*19.0-119*			*01/13/2026 23:36*	WG2672900
(S) Phenol-d5	*24.6*		*10.0-120*			*01/13/2026 23:36*	WG2672900
(S) Nitrobenzene-d5	*66.0*		*44.0-120*			*01/13/2026 23:36*	WG2672900
(S) 2-Fluorobiphenyl	*73.5*		*44.0-119*			*01/13/2026 23:36*	WG2672900
(S) 2,4,6-Tribromophenol	*48.3*		*43.0-140*			*01/13/2026 23:36*	WG2672900
(S) p-Terphenyl-d14	*82.2*		*50.0-134*			*01/13/2026 23:36*	WG2672900

QUALITY CONTROL SUMMARY

L1933577-01,03,05,07

Method Blank (MB)

(MB) R4323149-1 01/09/26 08:47

Analyte	MB Result %	MB Qualifier	MB DL %	MB LOD %	MB LOQ %
Total Solids	0.00200			0.200	

L1933565-01 Original Sample (OS) • Duplicate (DUP)

(OS) L1933565-01 01/09/26 08:47 • (DUP) R4323149-3 01/09/26 08:47

Analyte	Original Result %	DUP Result %	Dilution	DUP RPD %	DUP Qualifier	DUP RPD Limits %
Total Solids	83.5	84.6	1	1.35		10

Laboratory Control Sample (LCS)

(LCS) R4323149-2 01/09/26 08:47

Analyte	Spike Amount %	LCS Result %	LCS Rec. %	Rec. Limits %	LCS Qualifier
Total Solids	50.0	49.9	99.9	90.0-110	

QUALITY CONTROL SUMMARY

L1933577-09

Method Blank (MB)

(MB) R4323332-1 01/09/26 10:12

Analyte	MB Result %	MB Qualifier	MB DL %	MB LOD %	MB LOQ %
Total Solids	0.000			0.200	

L1933584-01 Original Sample (OS) • Duplicate (DUP)

(OS) L1933584-01 01/09/26 10:12 • (DUP) R4323332-3 01/09/26 10:12

Analyte	Original Result %	DUP Result %	Dilution	DUP RPD %	DUP Qualifier	DUP RPD Limits %
Total Solids	80.5	84.1	1	4.32		10

Laboratory Control Sample (LCS)

(LCS) R4323332-2 01/09/26 10:12

Analyte	Spike Amount %	LCS Result %	LCS Rec. %	Rec. Limits %	LCS Qualifier
Total Solids	50.0	50.0	100	90.0-110	

QUALITY CONTROL SUMMARY

L1933577-02,04,06,08,10

Method Blank (MB)

(MB) R4323587-1 01/11/26 17:41

Analyte	MB Result mg/l	MB Qualifier	MB DL mg/l	MB LOD mg/l	MB LOQ mg/l
Mercury	0.00500	U	0.00333	0.00500	0.0100

Laboratory Control Sample (LCS)

(LCS) R4323587-6 01/11/26 19:10

Analyte	Spike Amount mg/l	LCS Result mg/l	LCS Rec. %	Rec. Limits %	LCS Qualifier
Mercury	0.0300	0.0275	91.7	82.0-119	

L1933543-01 Original Sample (OS) • Matrix Spike (MS) • Matrix Spike Duplicate (MSD)

(OS) L1933543-01 01/11/26 17:47 • (MS) R4323587-4 01/11/26 17:58 • (MSD) R4323587-5 01/11/26 18:01

Analyte	Spike Amount mg/l	Original Result mg/l	MS Result mg/l	MSD Result mg/l	MS Rec. %	MSD Rec. %	Dilution	Rec. Limits %	MS Qualifier	MSD Qualifier	RPD %	RPD Limits %
Mercury	0.0300	ND	0.0304	0.0308	101	103	1	82.0-119			1.23	20

QUALITY CONTROL SUMMARY

L1933577-02,04,06,08,10

Method Blank (MB)

(MB) R4324065-5 01/13/26 07:18

Analyte	MB Result mg/l	MB Qualifier	MB DL mg/l	MB LOD mg/l	MB LOQ mg/l
Arsenic	0.0500	U	0.0333	0.0500	0.100
Barium	0.0500	U	0.0333	0.0500	0.100
Cadmium	0.0500	U	0.0333	0.0500	0.100
Chromium	0.0500	U	0.0333	0.0500	0.100
Lead	0.0500	U	0.0333	0.0500	0.100
Selenium	0.0500	U	0.0333	0.0500	0.100
Silver	0.0500	U	0.0333	0.0500	0.100

Laboratory Control Sample (LCS)

(LCS) R4324065-1 01/13/26 02:16

Analyte	Spike Amount mg/l	LCS Result mg/l	LCS Rec. %	Rec. Limits %	LCS Qualifier
Arsenic	10.0	9.82	98.2	87.0-113	
Barium	10.0	10.2	102	88.0-113	
Cadmium	10.0	9.95	99.5	88.0-113	
Chromium	10.0	9.74	97.4	90.0-113	
Lead	10.0	9.78	97.8	86.0-113	
Selenium	10.0	9.67	96.7	83.0-114	
Silver	2.00	1.98	98.9	84.0-115	

L1933543-01 Original Sample (OS) • Matrix Spike (MS) • Matrix Spike Duplicate (MSD)

(OS) L1933543-01 01/13/26 02:18 • (MS) R4324065-3 01/13/26 02:23 • (MSD) R4324065-4 01/13/26 02:25

Analyte	Spike Amount mg/l	Original Result mg/l	MS Result mg/l	MSD Result mg/l	MS Rec. %	MSD Rec. %	Dilution	Rec. Limits %	MS Qualifier	MSD Qualifier	RPD %	RPD Limits %
Arsenic	10.0	ND	10.7	10.1	107	101	1	87.0-113			5.33	20
Barium	10.0	ND	11.1	10.4	111	104	1	88.0-113			6.03	20
Cadmium	10.0	ND	10.8	10.2	108	102	1	88.0-113			5.43	20
Chromium	10.0	ND	10.6	9.79	106	97.9	1	90.0-113			8.35	20
Lead	10.0	ND	10.6	10.0	106	100	1	86.0-113			5.98	20
Selenium	10.0	ND	10.5	9.86	104	98.0	1	83.0-114			6.16	20
Silver	2.00	ND	2.15	1.99	107	99.6	1	84.0-115			7.44	20

Method Blank (MB)

(MB) R4323413-3 01/10/26 01:28

Analyte	MB Result mg/kg	MB Qualifier	MB DL mg/kg	MB LOD mg/kg	MB LOQ mg/kg
TPH (GC/FID) Low Fraction	3.38	U	2.00	3.38	3.75
(S) a,a,a-Trifluorotoluene(FID)	*97.3*				*59.0-128*

Laboratory Control Sample (LCS) • Laboratory Control Sample Duplicate (LCSD)

(LCS) R4323413-1 01/10/26 00:01 • (LCSD) R4323413-2 01/10/26 00:23

Analyte	Spike Amount mg/kg	LCS Result mg/kg	LCSD Result mg/kg	LCS Rec. %	LCSD Rec. %	Rec. Limits %	LCS Qualifier	LCSD Qualifier	RPD %	RPD Limits %
TPH (GC/FID) Low Fraction	5.00	5.29	5.05	106	101	79.0-122			4.64	30
(S) a,a,a-Trifluorotoluene(FID)				*101*	*107*	*59.0-128*				

Method Blank (MB)

(MB) R4324177-3 01/11/26 10:26

Analyte	MB Result mg/l	MB Qualifier	MB DL mg/l	MB LOD mg/l	MB LOQ mg/l
Benzene	0.0250	U	0.0167	0.0250	0.0500
Carbon tetrachloride	0.0250	U	0.0167	0.0250	0.0500
Chlorobenzene	0.0250	U	0.0167	0.0250	0.0500
Chloroform	0.125	U	0.0833	0.125	0.250
1,2-Dichloroethane	0.0250	U	0.0167	0.0250	0.0500
1,1-Dichloroethene	0.0250	U	0.0167	0.0250	0.0500
2-Butanone (MEK)	0.250	U	0.167	0.250	0.500
Tetrachloroethene	0.0250	U	0.0167	0.0250	0.0500
Trichloroethene	0.0250	U	0.0167	0.0250	0.0500
Vinyl chloride	0.0250	U	0.0167	0.0250	0.0500
(S) Toluene-d8	*98.9*				*89.0-112*
(S) 4-Bromofluorobenzene	*102*				*85.0-114*
(S) 1,2-Dichloroethane-d4	*96.2*				*81.0-118*

Laboratory Control Sample (LCS) • Laboratory Control Sample Duplicate (LCSD)

(LCS) R4324177-1 01/11/26 09:07 • (LCSD) R4324177-2 01/11/26 09:27

Analyte	Spike Amount mg/l	LCS Result mg/l	LCSD Result mg/l	LCS Rec. %	LCSD Rec. %	Rec. Limits %	LCS Qualifier	LCSD Qualifier	RPD %	RPD Limits %
Benzene	0.500	0.483	0.576	96.6	115	79.0-120			17.6	20
Carbon tetrachloride	0.500	0.511	0.602	102	120	72.0-136			16.4	20
Chlorobenzene	0.500	0.478	0.561	95.6	112	82.0-118			16.0	20
Chloroform	0.500	0.441	0.540	88.2	108	79.0-124		J3	20.2	20
1,2-Dichloroethane	0.500	0.448	0.537	89.6	107	73.0-128			18.1	20
1,1-Dichloroethene	0.500	0.514	0.588	103	118	71.0-131			13.4	20
2-Butanone (MEK)	2.50	2.17	2.66	86.8	106	56.0-143		J3	20.3	20
Tetrachloroethene	0.500	0.517	0.591	103	118	74.0-129			13.4	20
Trichloroethene	0.500	0.492	0.598	98.4	120	79.0-123			19.4	20
Vinyl chloride	0.500	0.406	0.460	81.2	92.0	58.0-137			12.5	20
(S) Toluene-d8				*101*	*99.4*	*89.0-112*				
(S) 4-Bromofluorobenzene				*102*	*104*	*85.0-114*				
(S) 1,2-Dichloroethane-d4				*98.4*	*95.0*	*81.0-118*				

L1933318-01 Original Sample (OS) • Matrix Spike (MS) • Matrix Spike Duplicate (MSD)

(OS) L1933318-01 01/11/26 11:06 • (MS) R4324177-4 01/11/26 17:46 • (MSD) R4324177-5 01/11/26 18:06

Analyte	Spike Amount mg/l	Original Result mg/l	MS Result mg/l	MSD Result mg/l	MS Rec. %	MSD Rec. %	Dilution	Rec. Limits %	MS Qualifier	MSD Qualifier	RPD %	RPD Limits %
Benzene	0.500	ND	0.604	0.587	121	117	1	79.0-120	J5		2.85	20
Carbon tetrachloride	0.500	ND	0.677	0.651	135	130	1	72.0-136			3.92	20
Chlorobenzene	0.500	ND	0.583	0.556	117	111	1	82.0-118			4.74	20
Chloroform	0.500	ND	0.595	0.580	119	116	1	79.0-124			2.55	20
1,2-Dichloroethane	0.500	ND	0.648	0.631	130	126	1	73.0-128	J5		2.66	20
1,1-Dichloroethene	0.500	ND	0.594	0.571	119	114	1	71.0-131			3.95	20
2-Butanone (MEK)	2.50	ND	2.37	2.32	94.8	92.8	1	56.0-143			2.13	20
Tetrachloroethene	0.500	ND	0.617	0.580	123	116	1	74.0-129			6.18	20
Trichloroethene	0.500	ND	0.617	0.602	123	120	1	79.0-123			2.46	20
Vinyl chloride	0.500	ND	0.443	0.427	88.6	85.4	1	58.0-137			3.68	20
(S) Toluene-d8					*98.9*	*94.3*		*89.0-112*				
(S) 4-Bromofluorobenzene					*103*	*101*		*85.0-114*				
(S) 1,2-Dichloroethane-d4					*116*	*109*		*81.0-118*				

QUALITY CONTROL SUMMARY

L1933577-01,03,05,07,09

Method Blank (MB)

(MB) R4323752-1 01/10/26 19:12

Analyte	MB Result mg/kg	MB Qualifier	MB DL mg/kg	MB LOD mg/kg	MB LOQ mg/kg
TPH (GC/FID) High Fraction	0.940	J	0.769	2.00	4.00
(S) o-Terphenyl	*83.6*				*18.0-148*

Laboratory Control Sample (LCS)

(LCS) R4323752-2 01/10/26 19:24

Analyte	Spike Amount mg/kg	LCS Result mg/kg	LCS Rec. %	Rec. Limits %	LCS Qualifier
TPH (GC/FID) High Fraction	50.0	34.2	68.4	50.0-150	
(S) o-Terphenyl			*72.1*	*18.0-148*	

L1933565-01 Original Sample (OS) • Matrix Spike (MS) • Matrix Spike Duplicate (MSD)

(OS) L1933565-01 01/10/26 20:02 • (MS) R4323752-3 01/10/26 20:15 • (MSD) R4323752-4 01/10/26 20:28

Analyte	Spike Amount (dry) mg/kg	Original Result (dry) mg/kg	MS Result (dry) mg/kg	MSD Result (dry) mg/kg	MS Rec. %	MSD Rec. %	Dilution	Rec. Limits %	MS Qualifier	MSD Qualifier	RPD %	RPD Limits %
TPH (GC/FID) High Fraction	58.7	47.9	74.6	66.1	127	113	20	50.0-150	J	J	12.1	20
(S) o-Terphenyl					*65.1*	*58.0*		*18.0-148*	J7	J7		

Sample Narrative:

OS: Cannot run at lower dilution due to viscosity of extract.

QUALITY CONTROL SUMMARY

L1933577-02,04,06,08,10

Method Blank (MB)

(MB) R4323955-1 01/12/26 11:36

Analyte	MB Result mg/l	MB Qualifier	MB DL mg/l	MB LOD mg/l	MB LOQ mg/l
2,4,5-TP (Silvex)	0.00100	U	0.000667	0.00100	0.00200
2,4-D	0.00100	U	0.000667	0.00100	0.00200
(S) 2,4-Dichlorophenyl Acetic Acid	*72.4*				*32.0-138*

Laboratory Control Sample (LCS)

(LCS) R4323955-2 01/12/26 11:47

Analyte	Spike Amount mg/l	LCS Result mg/l	LCS Rec. %	Rec. Limits %	LCS Qualifier
2,4,5-TP (Silvex)	0.0250	0.0221	88.4	51.0-134	
2,4-D	0.0250	0.0237	94.8	45.0-152	
(S) 2,4-Dichlorophenyl Acetic Acid			*89.4*	*32.0-138*	

L1933246-01 Original Sample (OS) • Matrix Spike (MS) • Matrix Spike Duplicate (MSD)

(OS) L1933246-01 01/12/26 16:47 • (MS) R4323955-3 01/12/26 16:57 • (MSD) R4323955-4 01/12/26 17:07

Analyte	Spike Amount mg/l	Original Result mg/l	MS Result mg/l	MSD Result mg/l	MS Rec. %	MSD Rec. %	Dilution	Rec. Limits %	MS Qualifier	MSD Qualifier	RPD %	RPD Limits %
2,4,5-TP (Silvex)	0.0250	ND	0.0184	0.0189	73.6	75.6	1	51.0-134			2.68	30
2,4-D	0.0250	ND	0.0195	0.0204	78.0	81.6	1	45.0-152			4.51	30
(S) 2,4-Dichlorophenyl Acetic Acid					*73.6*	*77.8*		*32.0-138*				

Method Blank (MB)

(MB) R4325197-1 01/14/26 23:59

Analyte	MB Result mg/l	MB Qualifier	MB DL mg/l	MB LOD mg/l	MB LOQ mg/l
Chlordane	0.00250	U	0.00167	0.00250	0.00500
Endrin	0.00250	U	0.00167	0.00250	0.00500
Heptachlor	0.00250	U	0.00133	0.00250	0.00500
Lindane	0.00250	U	0.00167	0.00250	0.00500
Methoxychlor	0.00250	U	0.00167	0.00250	0.00500
Toxaphene	0.00500	U	0.00333	0.00500	0.0100
(S) Decachlorobiphenyl	*97.0*				*10.0-145*
(S) Tetrachloro-m-xylene	*68.6*				*44.0-124*

Laboratory Control Sample (LCS)

(LCS) R4325197-2 01/15/26 00:09

Analyte	Spike Amount mg/l	LCS Result mg/l	LCS Rec. %	Rec. Limits %	LCS Qualifier
Endrin	0.0100	0.0110	110	60.0-138	
Heptachlor	0.0100	0.0101	101	54.0-130	
Lindane	0.0100	0.0105	105	59.0-134	
Methoxychlor	0.0100	0.0120	120	54.0-145	
(S) Decachlorobiphenyl			*98.1*	*10.0-145*	
(S) Tetrachloro-m-xylene			*74.7*	*44.0-124*	

L1933577-06 Original Sample (OS) • Matrix Spike (MS) • Matrix Spike Duplicate (MSD)

(OS) L1933577-06 01/15/26 01:08 • (MS) R4325197-3 01/15/26 01:18 • (MSD) R4325197-4 01/15/26 01:28

Analyte	Spike Amount mg/l	Original Result mg/l	MS Result mg/l	MSD Result mg/l	MS Rec. %	MSD Rec. %	Dilution	Rec. Limits %	MS Qualifier	MSD Qualifier	RPD %	RPD Limits %
Endrin	0.0100	ND	0.0123	0.0115	123	115	1	60.0-138			6.72	30
Heptachlor	0.0100	ND	0.0115	0.0106	115	106	1	54.0-130			8.14	30
Lindane	0.0100	ND	0.0115	0.0111	115	111	1	59.0-134			3.54	30
Methoxychlor	0.0100	ND	0.0138	0.0126	138	126	1	54.0-145			9.09	30
(S) Decachlorobiphenyl					*108*	*105*		*10.0-145*				
(S) Tetrachloro-m-xylene					*83.9*	*74.9*		*44.0-124*				

Method Blank (MB)

(MB) R4325197-1 01/14/26 23:59

Analyte	MB Result mg/l	MB Qualifier	MB DL mg/l	MB LOD mg/l	MB LOQ mg/l
PCB 1016	0.000250	U	0.000167	0.000250	0.000500
PCB 1221	0.000250	U	0.000167	0.000250	0.000500
PCB 1232	0.000250	U	0.000167	0.000250	0.000500
PCB 1242	0.000250	U	0.000167	0.000250	0.000500
PCB 1248	0.000250	U	0.000167	0.000250	0.000500
PCB 1254	0.000250	U	0.000167	0.000250	0.000500
PCB 1260	0.000250	U	0.000167	0.000250	0.000500
(S) Decachlorobiphenyl	*90.4*				*10.0-145*
(S) Tetrachloro-m-xylene	*68.3*				*44.0-124*

Laboratory Control Sample (LCS)

(LCS) R4325197-5 01/15/26 00:18

Analyte	Spike Amount mg/l	LCS Result mg/l	LCS Rec. %	Rec. Limits %	LCS Qualifier
PCB 1016	0.0250	0.0194	77.6	46.0-129	
PCB 1260	0.0250	0.0232	92.8	45.0-134	
(S) Decachlorobiphenyl			*93.2*	*10.0-145*	
(S) Tetrachloro-m-xylene			*72.8*	*44.0-124*	

L1933577-08 Original Sample (OS) • Matrix Spike (MS) • Matrix Spike Duplicate (MSD)

(OS) L1933577-08 01/15/26 01:38 • (MS) R4325197-6 01/15/26 01:47 • (MSD) R4325197-7 01/15/26 01:57

Analyte	Spike Amount mg/l	Original Result mg/l	MS Result mg/l	MSD Result mg/l	MS Rec. %	MSD Rec. %	Dilution	Rec. Limits %	MS Qualifier	MSD Qualifier	RPD %	RPD Limits %
PCB 1016	0.0250	ND	0.0202	0.0217	80.8	86.8	1	46.0-129			7.16	30
PCB 1260	0.0250	ND	0.0231	0.0237	92.4	94.8	1	45.0-134			2.56	30
(S) Decachlorobiphenyl					*98.4*	*100*		*10.0-145*				
(S) Tetrachloro-m-xylene					*84.1*	*82.3*		*44.0-124*				

Method Blank (MB)

(MB) R4324624-2 01/13/26 21:04

Analyte	MB Result mg/l	MB Qualifier	MB DL mg/l	MB LOD mg/l	MB LOQ mg/l
1,4-Dichlorobenzene	0.0500	U	0.000401	0.0500	0.100
2,4-Dinitrotoluene	0.0500	U	0.00165	0.0500	0.100
Hexachlorobenzene	0.0500	U	0.000341	0.0500	0.100
Hexachloro-1,3-butadiene	0.0500	U	0.000329	0.0500	0.100
Hexachloroethane	0.0500	U	0.000365	0.0500	0.100
Nitrobenzene	0.0500	U	0.000367	0.0500	0.100
Pyridine	0.0500	U	0.00137	0.0500	0.100
3&4-Methyl Phenol	0.0500	U	0.0333	0.0500	0.100
2-Methylphenol	0.0500	U	0.00312	0.0500	0.100
Pentachlorophenol	0.0500	U	0.00313	0.0500	0.100
2,4,5-Trichlorophenol	0.0500	U	0.0333	0.0500	0.100
2,4,6-Trichlorophenol	0.0500	U	0.0333	0.0500	0.100
(S) 2-Fluorophenol	*40.0*				*19.0-119*
(S) Phenol-d5	*25.1*				*10.0-120*
(S) Nitrobenzene-d5	*62.8*				*44.0-120*
(S) 2-Fluorobiphenyl	*68.8*				*44.0-119*
(S) 2,4,6-Tribromophenol	*47.8*				*43.0-140*
(S) p-Terphenyl-d14	*79.3*				*50.0-134*

Laboratory Control Sample (LCS)

(LCS) R4324624-1 01/13/26 20:42

Analyte	Spike Amount mg/l	LCS Result mg/l	LCS Rec. %	Rec. Limits %	LCS Qualifier
1,4-Dichlorobenzene	0.500	0.298	59.6	29.0-112	
2,4-Dinitrotoluene	0.500	0.373	74.6	57.0-128	
Hexachlorobenzene	0.500	0.352	70.4	53.0-125	
Hexachloro-1,3-butadiene	0.500	0.219	43.8	22.0-124	
Hexachloroethane	0.500	0.270	54.0	21.0-115	
Nitrobenzene	0.500	0.275	55.0	45.0-121	
Pyridine	0.500	0.0523	10.5	10.0-120	J
3&4-Methyl Phenol	0.500	0.251	50.2	29.0-110	
2-Methylphenol	0.500	0.232	46.4	30.0-117	
Pentachlorophenol	0.500	0.272	54.4	35.0-138	
2,4,5-Trichlorophenol	0.500	0.366	73.2	53.0-123	
2,4,6-Trichlorophenol	0.500	0.340	68.0	50.0-125	
(S) 2-Fluorophenol			*38.4*	*19.0-119*	
(S) Phenol-d5			*26.9*	*10.0-120*	
(S) Nitrobenzene-d5			*61.8*	*44.0-120*	

Laboratory Control Sample (LCS)

(LCS) R4324624-1 01/13/26 20:42

Analyte	Spike Amount mg/l	LCS Result mg/l	LCS Rec. %	Rec. Limits %	LCS Qualifier
(S) 2-Fluorobiphenyl			*68.8*	*44.0-119*	
(S) 2,4,6-Tribromophenol			*61.0*	*43.0-140*	
(S) p-Terphenyl-d14			*78.5*	*50.0-134*	

L1933550-02 Original Sample (OS) • Matrix Spike (MS) • Matrix Spike Duplicate (MSD)

(OS) L1933550-02 01/14/26 04:20 • (MS) R4324624-3 01/14/26 04:41 • (MSD) R4324624-4 01/14/26 05:03

Analyte	Spike Amount mg/l	Original Result mg/l	MS Result mg/l	MSD Result mg/l	MS Rec. %	MSD Rec. %	Dilution	Rec. Limits %	MS Qualifier	MSD Qualifier	RPD %	RPD Limits %
1,4-Dichlorobenzene	0.500	ND	0.301	0.244	60.2	48.8	1	29.0-112			20.9	30
2,4-Dinitrotoluene	0.500	ND	0.421	0.423	84.2	84.6	1	57.0-128			0.474	30
Hexachlorobenzene	0.500	ND	0.360	0.379	72.0	75.8	1	53.0-125			5.14	30
Hexachloro-1,3-butadiene	0.500	ND	0.210	0.182	42.0	36.4	1	22.0-124			14.3	30
Hexachloroethane	0.500	ND	0.270	0.231	54.0	46.2	1	21.0-115			15.6	30
Nitrobenzene	0.500	ND	0.276	0.240	55.2	48.0	1	45.0-121			14.0	30
Pyridine	0.500	ND	0.173	0.115	34.6	23.0	1	13.5-58.9		J3	40.3	30
3&4-Methyl Phenol	0.500	ND	0.259	0.247	51.8	49.4	1	29.0-110			4.74	30
2-Methylphenol	0.500	ND	0.240	0.215	48.0	43.0	1	30.0-117			11.0	30
Pentachlorophenol	0.500	ND	0.283	0.298	56.6	59.6	1	35.0-138			5.16	30
2,4,5-Trichlorophenol	0.500	ND	0.363	0.399	72.6	79.8	1	53.0-123			9.45	30
2,4,6-Trichlorophenol	0.500	ND	0.332	0.357	66.4	71.4	1	50.0-125			7.26	30
(S) 2-Fluorophenol					*33.0*	*30.4*		*19.0-119*				
(S) Phenol-d5					*27.9*	*23.7*		*10.0-120*				
(S) Nitrobenzene-d5					*57.1*	*50.3*		*44.0-120*				
(S) 2-Fluorobiphenyl					*65.3*	*64.4*		*44.0-119*				
(S) 2,4,6-Tribromophenol					*63.0*	*71.0*		*43.0-140*				
(S) p-Terphenyl-d14					*85.4*	*81.4*		*50.0-134*				

Guide to Reading and Understanding Your Laboratory Report

The information below is designed to better explain the various terms used in your report of analytical results from the Laboratory. This is not intended as a comprehensive explanation, and if you have additional questions please contact your project representative.

Results Disclaimer - Information that may be provided by the customer, and contained within this report, include Permit Limits, Project Name, Sample ID, Sample Matrix, Sample Preservation, Field Blanks, Field Spikes, Field Duplicates, On-Site Data, Sampling Collection Dates/Times, and Sampling Location. Results relate to the accuracy of this information provided, and as the samples are received.

Abbreviations and Definitions

(dry)	Results are reported based on the dry weight of the sample. [this will only be present on a dry report basis for soils].
DL	Detection Limit.
DL (dry)	Detection Limit.
LOD (dry)	Limit of Detection.
LOD	Limit of Detection.
LOQ	Limit of Quantitation.
ND	Not detected at the Reporting Limit (or DL where applicable).
LOQ (dry)	Limit of Quantitation.
Rec.	Recovery.
RPD	Relative Percent Difference.
SDG	Sample Delivery Group.
(S)	Surrogate (Surrogate Standard) - Analytes added to every blank, sample, Laboratory Control Sample/Duplicate and Matrix Spike/Duplicate; used to evaluate analytical efficiency by measuring recovery. Surrogates are not expected to be detected in all environmental media.
Analyte	The name of the particular compound or analysis performed. Some Analyses and Methods will have multiple analytes reported.
Dilution	If the sample matrix contains an interfering material, the sample preparation volume or weight values differ from the standard, or if concentrations of analytes in the sample are higher than the highest limit of concentration that the laboratory can accurately report, the sample may be diluted for analysis. If a value different than 1 is used in this field, the result reported has already been corrected for this factor.
Limits	These are the target % recovery ranges or % difference value that the laboratory has historically determined as normal for the method and analyte being reported. Successful QC Sample analysis will target all analytes recovered or duplicated within these ranges.
Original Sample	The non-spiked sample in the prep batch used to determine the Relative Percent Difference (RPD) from a quality control sample. The Original Sample may not be included within the reported SDG.
Qualifier	This column provides a letter and/or number designation that corresponds to additional information concerning the result reported. If a Qualifier is present, a definition per Qualifier is provided within the Glossary and Definitions page and potentially a discussion of possible implications of the Qualifier in the Case Narrative if applicable.
Result	The actual analytical final result (corrected for any sample specific characteristics) reported for your sample. If there was no measurable result returned for a specific analyte, the result in this column may state “ND” (Not Detected) or “BDL” (Below Detectable Levels). The information in the results column should always be accompanied by either an MDL (Method Detection Limit) or RDL (Reporting Detection Limit) that defines the lowest value that the laboratory could detect or report for this analyte.
Uncertainty (Radiochemistry)	Confidence level of 2 sigma.
Case Narrative (Cn)	A brief discussion about the included sample results, including a discussion of any non-conformances to protocol observed either at sample receipt by the laboratory from the field or during the analytical process. If present, there will be a section in the Case Narrative to discuss the meaning of any data qualifiers used in the report.
Quality Control Summary (Qc)	This section of the report includes the results of the laboratory quality control analyses required by procedure or analytical methods to assist in evaluating the validity of the results reported for your samples. These analyses are not being performed on your samples typically, but on laboratory generated material.
Sample Chain of Custody (Sc)	This is the document created in the field when your samples were initially collected. This is used to verify the time and date of collection, the person collecting the samples, and the analyses that the laboratory is requested to perform. This chain of custody also documents all persons (excluding commercial shippers) that have had control or possession of the samples from the time of collection until delivery to the laboratory for analysis.
Sample Results (Sr)	This section of your report will provide the results of all testing performed on your samples. These results are provided by sample ID and are separated by the analyses performed on each sample. The header line of each analysis section for each sample will provide the name and method number for the analysis reported.
Sample Summary (Ss)	This section of the Analytical Report defines the specific analyses performed for each sample ID, including the dates and times of preparation and/or analysis.
U (Radiochemistry)	Result + Error < MDA.
J (Radiochemistry)	Result < MDA; Result + Error > MDA.

Qualifier	Description
B	The same analyte is found in the associated blank.
C3	The reported concentration is an estimate. The continuing calibration standard associated with this data responded low. Method sensitivity check is acceptable.
J	The identification of the analyte is acceptable; the reported value is an estimate.
J3	The associated batch QC was outside the established quality control range for precision.
J5	The sample matrix interfered with the ability to make any accurate determination; spike value is high.

GLOSSARY OF TERMS

Qualifier	Description
J7	Surrogate recovery cannot be used for control limit evaluation due to dilution.
U	Below Detectable Limits: Indicates that the analyte was not detected.

Pace Analytical National 12065 Lebanon Rd Mount Juliet, TN 37122

Alabama	40660	Nebraska	NE-OS-15-05
Alaska	17-026	Nevada	TN000032021-1
Arizona	AZ0612	New Hampshire	2975
Arkansas	88-0469	New Jersey–NELAP	TN002
California	2932	New Mexico [1]	TN00003
Colorado	TN00003	New York	11742
Connecticut	PH-0197	North Carolina	Env375
Florida	E87487	North Carolina [1]	DW21704
Georgia	NELAP	North Carolina [3]	41
Georgia [1]	923	North Dakota	R-140
Idaho	TN00003	Ohio–VAP	CL0069
Illinois	200008	Oklahoma	9915
Indiana	C-TN-01	Oregon	TN200002
Iowa	364	Pennsylvania	68-02979
Kansas	E-10277	Rhode Island	LAO000356
Kentucky [1 6]	KY90010	South Carolina	84004002
Kentucky [2]	16	South Dakota	n/a
Louisiana	AI30792	Tennessee [1 4]	2006
Louisiana	LA018	Texas	T104704245-20-18
Maine	TN00003	Texas [5]	LAB0152
Maryland	324	Utah	TN000032021-11
Massachusetts	M-TN003	Vermont	VT2006
Michigan	9958	Virginia	110033
Minnesota	047-999-395	Washington	C847
Mississippi	TN00003	West Virginia	233
Missouri	340	Wisconsin	998093910
Montana	CERT0086	Wyoming	A2LA
A2LA – ISO 17025	1461.01	AIHA-LAP,LLC EMLAP	100789
A2LA – ISO 17025 [5]	1461.02	DOD	1461.01
Canada	1461.01	USDA	P330-15-00234
EPA–Crypto	TN00003		

[1] Drinking Water [2] Underground Storage Tanks [3] Aquatic Toxicity [4] Chemical/Microbiological [5] Mold [6] Wastewater n/a Accreditation not applicable

* Not all certifications held by the laboratory are applicable to the results reported in the attached report.

* Accreditation is only applicable to the test methods specified on each scope of accreditation held by Pace Analytical.

Company Name/Address:
Terracon - Wilmington, NC
2108 Capital Drive
Suite 103
Wilmington, NC 28405

Billing Information:
Accounts Payable
2108 Capital Drive
Suite 103
Wilmington, NC 28405

Report to: **Danielle Foster**

Email To: **danielle.foster@terracon.com;nick.lin**

Project Description: MCAS Cherry Point

City/State Collected: Havelock, NC

Please Circle: PT MT CT (ET)

Phone: **910-229-8597**

Client Project # K625P194

Lab Project # **TERRACWNC-CHERRY POI**

Collected by (print): Baylee Kurtz

Site/Facility ID # MCAS CP

P.O. # ——

Collected by (signature): Baylee Kurtz

Immediately Packed on Ice N ___ Y X

Rush? (Lab MUST Be Notified)
___ Same Day ___ Five Day
___ Next Day ___ 5 Day (Rad Only)
___ Two Day X 10 Day (Rad Only)
___ Three Day

Quote # ——

Date Results Needed: Standard

Chain of Custody Page ___ of ___

Pace — PEOPLE ADVANCING SCIENCE

12065 Lebanon Rd Mount Juliet, TN 37122
Phone: 615-758-5858 Alt: 800-767-5859

Submitting a sample via this chain of custody constitutes acknowledgment and acceptance of the Pace Terms and Conditions found at: https://info.pacelabs.com/hubfs/pas-standard-terms.pdf

SDG # L1933597

E133

Acctnum: **TERRACWNC**
Template: **T286010**
Prelogin: **P1197574**
PM: **Heather Wagner**
PB:
Shipped Via:

Analysis / Container / Preservative

Sample ID	Comp/Grab	Matrix*	Depth	Date	Time	No. of Cntrs	DOD 6010 TAL Metals	DOD RCI	DOD8270TCL	DODDRO	DODPaint Filter	DODGRO	DODV8260BTEX	DODV8260TCL	DOD PFAS 1633	DOD Full TCLP+TCLP PCB	Remarks	Sample # (lab only)
CP-P292-S1-SPT-07	Comp	S	1-6	01-5-26	1110	4				X		X			X	X	—	01/06
CP-P292-S1-SPT-01	↓	↓	↓	01-5-26	1345	↓				X		X			X	X	—	03/04
CP-P292-S1-SPT-03				01-5-26	1315					X		X			X	X	—	05/06
CP-P292-S1-SPT-03-D				01-5-26	1330					X		X			X	X	—	07/08
CP-P292-S1-CPT-03	↓	↓	↓	01-5-26	1415	↓				X		X			X	X	—	09/10

* Matrix:
SS - Soil **AIR** - Air **F** - Filter
GW - Groundwater **B** - Bioassay
WW - WasteWater
DW - Drinking Water
OT - Other_____

Remarks:

pH _____ Temp _____
Flow _____ Other _____

Samples returned via:
__ UPS __ FedEx __ Courier __ _____

Tracking # 7920 9188 7719

Sample Receipt Checklist
COC Seal Present/Intact: __NP ✓Y __N
COC Signed/Accurate: __Y __N
Bottles arrive intact: __Y __N
Correct bottles used: __Y __N
Sufficient volume sent: __Y __N
If Applicable
VOA Zero Headspace: __Y __N
Preservation Correct/Checked: __Y __N
RAD Screen <0.5 mR/hr: ✓Y __N

Relinquished by : (Signature)	Date:	Time:	Received by: (Signature)	Trip Blank Received: ~~Yes~~ / No HCL / MeoH TBR	
Relinquished by : (Signature)	Date:	Time:	Received by: (Signature)	Temp: ~~TBA~~ °C 4.1±0=4.1	Bottles Received: 20
Relinquished by : (Signature)	Date:	Time:	Received for lab by: (Signature) E. Rainer 17	Date: 1-7-25	Time: 0900

If preservation required by Login: Date/Time

Hold:

Condition: NCF / OK

IDW Analytical Testing

A representative composite sample was collected for every five (5) IDW drums for solid and liquid. The composite samples were placed in clean, laboratory supplied containers, packed in ice, and shipped to the contracted laboratory under chain-of-custody for the following analytical testing:

- TCLP (Metals, VOCS, SVOCS, PCBs, Pesticides, and Herbicides)
- TPH-DRO & GRO
- Paint Filter
- Ignitability
- Corrosivity
- Reactivity
- PFAS

Following the exploration, the IDW drums were moved to locations designated by Cherry Point EAD, pending analytical testing. The analytical testing results were provided to Cherry Point EAD for review and approval on February 10, 2026. Following approval, Terracon will contract with Evo Corporation to appropriately remove and dispose of the IDW drums. The IDW screening results are provided in the following summary table and reports.

SUMMARY OF INVESTIGATION DERIVED WASTE (IDW) SCREENING RESULTS

Analyte/Test (Matrix)	Units	CP-P292-S1-IDW-Liquid (Liquid)	CP-P292-S1-IDW-Solid (Solid) (ng/g)	CP-P292-S2-IDW-Liquid-01 Liquid	CP-P292-S2-IDW-Liquid-02 Liquid	CP-P292-S2-IDW-Solid (Solid) (ng/g)
6:2FTS	ng/L	ND	ND	3.2	ND	ND
8:2FTS	ng/L	ND	ND	6.3	ND	ND
PFBA	ng/L	8.3	ND	7	ND	ND
PFBS	ng/L	ND	ND	7.4	ND	ND
PFDA	ng/L	2.2	ND	1.1	ND	ND
PFDoA	ng/L	0.32	ND	ND	ND	ND
PFHpA	ng/L	3.9	ND	6.6	ND	ND
PFHpS	ng/L	ND	ND	2.5	ND	ND
PFHxA	ng/L	4.9	ND	18	15	ND
PFHxS	ng/L	14	ND	53	9.3	ND
PFNA	ng/L	2.1	ND	2.2	ND	ND
PFOA	ng/L	11	ND	50	19	ND
PFOS	ng/L	29	ND	340	21	ND
PFOSA	ng/L	ND	ND	5.4	ND	ND
PFPeA	ng/L	3.8	ND	10	ND	ND
PFPeS	ng/L	ND	ND	5	ND	ND
PFPrA	ng/L	970	ND	160	390	ND
Total Solids	%	NA	83.6	NA	NA	69.7
pH	su	8.19	8.22	8.44	8.5	8.2
Ignitability / Flashpoint	Deg F	DNF at 170	DNI at 170	DNF at 170	DNF at 170	DNI at 170
TPH (GC/FID) Low Fraction	ug/L	104	7.98	75	75	7.92
Benzene	ug/L	0.5	0.00213	0.5	0.5	0.00211
Ethylbenzene	ug/L	1.12	0.00295	0.5	0.5	0.00292
Toluene	ug/L	0.6	0.0106	0.6	0.6	0.0105
Xylenes, Total	ug/L	4.48	0.00767	1.5	0.419	0.0076
TPH (GC/FID) High Fraction	ug/L	493	1.97	90	157	2.87
Barium (TCLP)	mg/L	ND	0.157	ND	ND	0.198

1. NA = Not Analyzed
2. ND = Not Detected

ANALYTICAL REPORT

January 21, 2026

Terracon - Wilmington, NC

Sample Delivery Group:	L1934416
Samples Received:	01/10/2026
Project Number:	K625P194
Description:	MCAS Cherry Point
Report To:	Danielle Foster 2108 Capital Drive Suite 103 Wilmington, NC 28405

Entire Report Reviewed By:

Heather J Wagner
Project Manager

Results relate only to the items tested or calibrated and are reported as rounded values. This test report shall not be reproduced, except in full, without written approval of the laboratory. Where applicable, sampling conducted by Pace Analytical National is performed per guidance provided in laboratory standard operating procedures ENV-SOP-MTJL-0067 and ENV-SOP-MTJL-0068. Where sampling conducted by the customer, results relate to the accuracy of the information provided, and as the samples are received.

Pace Analytical National
12065 Lebanon Rd Mount Juliet, TN 37122 615-758-5858 800-767-5859 mydata.pacelabs.com

TABLE OF CONTENTS

Cp: Cover Page 1

Tc: Table of Contents 2

Ss: Sample Summary 3

Cn: Case Narrative 4

Sr: Sample Results 5

- CP-P292-SI-IDW-SOLID L1934416-01 5
- CP-P292-SI-IDW-SOLID L1934416-02 7
- CP-P292-SI-IDW-LIQUID L1934416-04 9
- CP-P292-SI-IDW-LIQUID L1934416-05 10

Qc: Quality Control Summary 12

- Total Solids by Method 2540 G-2011 12
- Wet Chemistry by Method 4500 CN E-2016 13
- Wet Chemistry by Method 4500 S2 D-2011 14
- Wet Chemistry by Method 9012 B 15
- Wet Chemistry by Method 9034-9030B 16
- Wet Chemistry by Method 9040C 17
- Wet Chemistry by Method 9045D 18
- Wet Chemistry by Method 9095B 19
- Wet Chemistry by Method D93/1010A 20
- Mercury by Method 7470A 22
- Metals (ICP) by Method 6010D 23
- Volatile Organic Compounds (GC) by Method 8015C 25
- Volatile Organic Compounds (GC/MS) by Method 8260D 27
- Semi-Volatile Organic Compounds (GC) by Method 8015C 31
- Chlorinated Acid Herbicides (GC) by Method 8151A 33
- Pesticides (GC) by Method 8081 34
- Polychlorinated Biphenyls (GC) by Method 8082 35
- Semi Volatile Organic Compounds (GC/MS) by Method 8270E 36

Gl: Glossary of Terms 38

Al: Accreditations & Locations 40

Sc: Sample Chain of Custody 41

CP-P292-SI-IDW-SOLID L1934416-01

Collected by: Baylee Kurt | Collected date/time: 01/08/26 12:45 | Received date/time: 01/10/26 09:00

Method	Batch	Dilution	Preparation date/time	Analysis date/time	Analyst	Location
Total Solids by Method 2540 G-2011	WG2673180	1	01/13/26 07:56	01/13/26 08:03	CMB	Mt. Juliet, TN
Wet Chemistry by Method 9012 B	WG2673365	1	01/12/26 15:11	01/13/26 12:12	KMB	Mt. Juliet, TN
Wet Chemistry by Method 9034-9030B	WG2673393	1	01/12/26 08:37	01/12/26 13:02	JAS	Mt. Juliet, TN
Wet Chemistry by Method 9045D	WG2673581	1	01/13/26 02:00	01/14/26 10:30	SGG	Mt. Juliet, TN
Wet Chemistry by Method 9095B	WG2674570	1	01/15/26 14:00	01/15/26 14:00	PAN	Mt. Juliet, TN
Wet Chemistry by Method D93/1010A	WG2673052	1	01/12/26 12:00	01/12/26 12:00	PAN	Mt. Juliet, TN
Volatile Organic Compounds (GC) by Method 8015C	WG2673259	45.3	01/08/26 12:45	01/12/26 12:24	DWR	Mt. Juliet, TN
Volatile Organic Compounds (GC/MS) by Method 8260D	WG2673086	1.81	01/08/26 12:45	01/12/26 01:22	ACG	Mt. Juliet, TN
Semi-Volatile Organic Compounds (GC) by Method 8015C	WG2672860	2	01/13/26 08:14	01/13/26 22:24	KDB	Mt. Juliet, TN

CP-P292-SI-IDW-SOLID L1934416-02

Collected by: Baylee Kurt | Collected date/time: 01/08/26 12:45 | Received date/time: 01/10/26 09:00

Method	Batch	Dilution	Preparation date/time	Analysis date/time	Analyst	Location
Preparation by Method 1311	WG2672816	1	01/11/26 04:57	01/11/26 04:57	PNK	Mt. Juliet, TN
Preparation by Method 1311	WG2673131	1	01/12/26 12:05	01/12/26 12:05	JWS	Mt. Juliet, TN
Mercury by Method 7470A	WG2674000	1	01/13/26 13:53	01/15/26 12:26	MDE	Mt. Juliet, TN
Metals (ICP) by Method 6010D	WG2673946	1	01/14/26 13:45	01/15/26 08:17	MAP	Mt. Juliet, TN
Volatile Organic Compounds (GC/MS) by Method 8260D	WG2673445	1	01/13/26 23:45	01/13/26 23:45	JAH	Mt. Juliet, TN
Chlorinated Acid Herbicides (GC) by Method 8151A	WG2674405	1	01/15/26 17:22	01/16/26 13:58	NWH	Mt. Juliet, TN
Pesticides (GC) by Method 8081	WG2674668	1	01/15/26 06:34	01/16/26 03:47	MEW	Mt. Juliet, TN
Polychlorinated Biphenyls (GC) by Method 8082	WG2674668	1	01/15/26 06:34	01/16/26 03:47	MEW	Mt. Juliet, TN
Semi Volatile Organic Compounds (GC/MS) by Method 8270E	WG2673790	1	01/14/26 07:51	01/14/26 22:35	KB	Mt. Juliet, TN

CP-P292-SI-IDW-LIQUID L1934416-04

Collected by: Baylee Kurt | Collected date/time: 01/08/26 12:30 | Received date/time: 01/10/26 09:00

Method	Batch	Dilution	Preparation date/time	Analysis date/time	Analyst	Location
Wet Chemistry by Method 4500 CN E-2016	WG2673590	1	01/13/26 09:40	01/13/26 17:50	AMJ	Mt. Juliet, TN
Wet Chemistry by Method 4500 S2 D-2011	WG2672803	1	01/10/26 22:39	01/10/26 22:39	CJW	Mt. Juliet, TN
Wet Chemistry by Method 9040C	WG2672747	1	01/11/26 00:25	01/11/26 00:25	KRB	Mt. Juliet, TN
Wet Chemistry by Method D93/1010A	WG2672739	1	01/10/26 20:15	01/10/26 20:15	ARV	Mt. Juliet, TN
Volatile Organic Compounds (GC) by Method 8015C	WG2672776	1	01/10/26 21:38	01/10/26 21:38	JAH	Mt. Juliet, TN
Volatile Organic Compounds (GC/MS) by Method 8260D	WG2673050	1	01/11/26 15:30	01/11/26 15:30	JAH	Mt. Juliet, TN
Semi-Volatile Organic Compounds (GC) by Method 8015C	WG2677024	1	01/20/26 12:51	01/20/26 21:06	RF	Mt. Juliet, TN

CP-P292-SI-IDW-LIQUID L1934416-05

Collected by: Baylee Kurt | Collected date/time: 01/08/26 12:30 | Received date/time: 01/10/26 09:00

Method	Batch	Dilution	Preparation date/time	Analysis date/time	Analyst	Location
Preparation by Method 1311	WG2672816	1	01/11/26 04:57	01/11/26 04:57	PNK	Mt. Juliet, TN
Preparation by Method 1311	WG2673131	1	01/12/26 12:05	01/12/26 12:05	JWS	Mt. Juliet, TN
Mercury by Method 7470A	WG2674000	1	01/13/26 13:53	01/15/26 11:50	MDE	Mt. Juliet, TN
Metals (ICP) by Method 6010D	WG2673946	1	01/14/26 13:45	01/15/26 08:01	MAP	Mt. Juliet, TN
Volatile Organic Compounds (GC/MS) by Method 8260D	WG2673445	1	01/14/26 00:06	01/14/26 00:06	JAH	Mt. Juliet, TN
Chlorinated Acid Herbicides (GC) by Method 8151A	WG2674405	1	01/15/26 17:22	01/16/26 14:09	NWH	Mt. Juliet, TN
Pesticides (GC) by Method 8081	WG2674668	1	01/15/26 06:34	01/16/26 03:56	MEW	Mt. Juliet, TN
Polychlorinated Biphenyls (GC) by Method 8082	WG2674668	1	01/15/26 06:34	01/16/26 03:56	MEW	Mt. Juliet, TN
Semi Volatile Organic Compounds (GC/MS) by Method 8270E	WG2673790	1	01/14/26 07:51	01/14/26 22:57	KB	Mt. Juliet, TN

1 Cp
2 Tc
3 Ss
4 Cn
5 Sr
6 Qc
7 Gl
8 Al
9 Sc

All sample aliquots were received at the correct temperature, in the proper containers, with the appropriate preservatives, and within method specified holding times, unless qualified or notated within the report. Where applicable, all MDL (LOD) and RDL (LOQ) values reported for environmental samples have been corrected for the dilution factor used in the analysis. All Method and Batch Quality Control are within established criteria except where addressed in this case narrative, a non-conformance form or properly qualified within the sample results. By my digital signature below, I affirm to the best of my knowledge, all problems/anomalies observed by the laboratory as having the potential to affect the quality of the data have been identified by the laboratory, and no information or data have been knowingly withheld that would affect the quality of the data.

Heather J Wagner
Project Manager

Project Narrative

All Reactive Cyanide results reported in the attached report were determined as totals using method 9012 B.
All Reactive Cyanide results reported in the attached report were determined as totals using method 4500 CN E-2016.
All Reactive Sulfide results reported in the attached report were determined as totals using method 4500 S2 D-2011.
All Reactive Sulfide results reported in the attached report were determined as totals using method 9034-9030B.

Total Solids by Method 2540 G-2011

Analyte	Result %	Qualifier	Dilution	Analysis date / time	Batch
Total Solids	83.6		1	01/13/2026 08:03	WG2673180

Wet Chemistry by Method 9012 B

Analyte	Result mg/kg	Qualifier	LOQ mg/kg	Dilution	Analysis date / time	Batch
Reactive Cyanide	ND		0.250	1	01/13/2026 12:12	WG2673365

Wet Chemistry by Method 9034-9030B

Analyte	Result mg/kg	Qualifier	LOQ mg/kg	Dilution	Analysis date / time	Batch
Reactive Sulfide	ND		75.0	1	01/12/2026 13:02	WG2673393

Wet Chemistry by Method 9045D

Analyte	Result su	Qualifier	Dilution	Analysis date / time	Batch
pH	8.22	T8	1	01/14/2026 10:30	WG2673581

Sample Narrative:

L1934416-01 WG2673581: 8.22 at 18.5C

Wet Chemistry by Method 9095B

Analyte	Result %	Qualifier	Dilution	Analysis date / time	Batch
Paint Filter Test	See Footnote		1	01/15/2026 14:00	WG2674570

Sample Narrative:

L1934416-01 WG2674570: Contains No Free Liquid

Wet Chemistry by Method D93/1010A

Analyte	Result Deg. F	Qualifier	Dilution	Analysis date / time	Batch
Ignitability	DNI at 170		1	01/12/2026 12:00	WG2673052

Volatile Organic Compounds (GC) by Method 8015C

Analyte	CAS #	Result (dry) mg/kg	Qualifier	DL (dry) mg/kg	LOD (dry) mg/kg	LOQ (dry) mg/kg	Dilution	Analysis date / time	Batch
TPH (GC/FID) Low Fraction	8006-61-9	7.98	U	4.72	7.98	8.87	45.3	01/12/2026 12:24	WG2673259
(S) a,a,a-Trifluorotoluene(FID)	*98-08-8*	*98.9*				*59.0-128*		*01/12/2026 12:24*	WG2673259

Volatile Organic Compounds (GC/MS) by Method 8260D

Analyte	CAS #	Result (dry) mg/kg	Qualifier	DL (dry) mg/kg	LOD (dry) mg/kg	LOQ (dry) mg/kg	Dilution	Analysis date / time	Batch
Benzene	71-43-2	0.00213	U	0.00168	0.00213	0.00236	1.81	01/12/2026 01:22	WG2673086
Ethylbenzene	100-41-4	0.00295	U	0.00233	0.00295	0.00591	1.81	01/12/2026 01:22	WG2673086
Toluene	108-88-3	0.0106	U	0.00682	0.0106	0.0118	1.81	01/12/2026 01:22	WG2673086
Xylenes, Total	1330-20-7	0.00767	U	0.00661	0.00767	0.0154	1.81	01/12/2026 01:22	WG2673086
(S) Toluene-d8	*2037-26-5*	*97.4*				*85.0-116*		*01/12/2026 01:22*	WG2673086
(S) 4-Bromofluorobenzene	*460-00-4*	*105*				*79.0-119*		*01/12/2026 01:22*	WG2673086
(S) 1,2-Dichloroethane-d4	*17060-07-0*	*92.5*				*71.0-136*		*01/12/2026 01:22*	WG2673086

Semi-Volatile Organic Compounds (GC) by Method 8015C

Analyte	CAS #	Result (dry) mg/kg	Qualifier	DL (dry) mg/kg	LOD (dry) mg/kg	LOQ (dry) mg/kg	Dilution	Analysis date / time	Batch
TPH (GC/FID) High Fraction	68334-30-5	1.97	J	1.84	4.78	9.57	2	01/13/2026 22:24	WG2672860
(S) o-Terphenyl	*84-15-1*	*58.9*				*18.0-148*		*01/13/2026 22:24*	WG2672860

Sample Narrative:

L1934416-01 WG2672860: Dilution due to matrix impact during extract concentration procedure.

Preparation by Method 1311

Analyte	Result	Qualifier	Prep date / time	Batch
TCLP Extraction	-		1/12/2026 12:05:26 PM	WG2673131
TCLP ZHE Extraction	-		1/11/2026 4:57:41 AM	WG2672816
Initial pH	8.23		1/12/2026 12:05:26 PM	WG2673131
Final pH	5.52		1/12/2026 12:05:26 PM	WG2673131

Mercury by Method 7470A

Analyte	Result mg/l	Qualifier	LOQ mg/l	Limit mg/l	Dilution	Analysis date / time	Batch
Mercury	ND		0.0100	0.20	1	01/15/2026 12:26	WG2674000

Metals (ICP) by Method 6010D

Analyte	Result mg/l	Qualifier	LOQ mg/l	Limit mg/l	Dilution	Analysis date / time	Batch
Arsenic	ND		0.100	5	1	01/15/2026 08:17	WG2673946
Barium	0.157		0.100	100	1	01/15/2026 08:17	WG2673946
Cadmium	ND		0.100	1	1	01/15/2026 08:17	WG2673946
Chromium	ND		0.100	5	1	01/15/2026 08:17	WG2673946
Lead	ND		0.100	5	1	01/15/2026 08:17	WG2673946
Selenium	ND		0.100	1	1	01/15/2026 08:17	WG2673946
Silver	ND		0.100	5	1	01/15/2026 08:17	WG2673946

Volatile Organic Compounds (GC/MS) by Method 8260D

Analyte	Result mg/l	Qualifier	LOQ mg/l	Limit mg/l	Dilution	Analysis date / time	Batch
Benzene	ND		0.0500	0.50	1	01/13/2026 23:45	WG2673445
Carbon tetrachloride	ND		0.0500	0.50	1	01/13/2026 23:45	WG2673445
Chlorobenzene	ND		0.0500	100	1	01/13/2026 23:45	WG2673445
Chloroform	ND		0.250	6	1	01/13/2026 23:45	WG2673445
1,2-Dichloroethane	ND		0.0500	0.50	1	01/13/2026 23:45	WG2673445
1,1-Dichloroethene	ND		0.0500	0.70	1	01/13/2026 23:45	WG2673445
2-Butanone (MEK)	ND		0.500	200	1	01/13/2026 23:45	WG2673445
Tetrachloroethene	ND		0.0500	0.70	1	01/13/2026 23:45	WG2673445
Trichloroethene	ND		0.0500	0.50	1	01/13/2026 23:45	WG2673445
Vinyl chloride	ND		0.0500	0.20	1	01/13/2026 23:45	WG2673445
(S) Toluene-d8	*97.6*		*89.0-112*			*01/13/2026 23:45*	WG2673445
(S) 4-Bromofluorobenzene	*91.8*		*85.0-114*			*01/13/2026 23:45*	WG2673445
(S) 1,2-Dichloroethane-d4	*107*		*81.0-118*			*01/13/2026 23:45*	WG2673445

Chlorinated Acid Herbicides (GC) by Method 8151A

Analyte	Result mg/l	Qualifier	LOQ mg/l	Limit mg/l	Dilution	Analysis date / time	Batch
2,4,5-TP (Silvex)	ND		0.00200	1	1	01/16/2026 13:58	WG2674405
2,4-D	ND		0.00200	10	1	01/16/2026 13:58	WG2674405
(S) 2,4-Dichlorophenyl Acetic Acid	*78.2*		*32.0-138*			*01/16/2026 13:58*	WG2674405

Pesticides (GC) by Method 8081

Analyte	Result mg/l	Qualifier	LOQ mg/l	Limit mg/l	Dilution	Analysis date / time	Batch
Chlordane	ND		0.00500	0.03	1	01/16/2026 03:47	WG2674668
Endrin	ND		0.00500	0.02	1	01/16/2026 03:47	WG2674668
Heptachlor	ND		0.00500	0.0080	1	01/16/2026 03:47	WG2674668
Lindane	ND		0.00500	0.40	1	01/16/2026 03:47	WG2674668
Methoxychlor	ND		0.00500	10	1	01/16/2026 03:47	WG2674668

Pesticides (GC) by Method 8081

Analyte	Result mg/l	Qualifier	LOQ mg/l	Limit mg/l	Dilution	Analysis date / time	Batch
Toxaphene	ND		0.0100	0.50	1	01/16/2026 03:47	WG2674668
(S) Decachlorobiphenyl	*104*		*10.0-145*			*01/16/2026 03:47*	WG2674668
(S) Tetrachloro-m-xylene	*84.0*		*44.0-124*			*01/16/2026 03:47*	WG2674668

Polychlorinated Biphenyls (GC) by Method 8082

Analyte	Result mg/l	Qualifier	LOQ mg/l	Limit mg/l	Dilution	Analysis date / time	Batch
PCB 1016	ND		0.000500	50	1	01/16/2026 03:47	WG2674668
PCB 1221	ND		0.000500	50	1	01/16/2026 03:47	WG2674668
PCB 1232	ND		0.000500	50	1	01/16/2026 03:47	WG2674668
PCB 1242	ND		0.000500	50	1	01/16/2026 03:47	WG2674668
PCB 1248	ND		0.000500	50	1	01/16/2026 03:47	WG2674668
PCB 1254	ND		0.000500	50	1	01/16/2026 03:47	WG2674668
PCB 1260	ND		0.000500	50	1	01/16/2026 03:47	WG2674668
(S) Decachlorobiphenyl	*121*		*10.0-145*			*01/16/2026 03:47*	WG2674668
(S) Tetrachloro-m-xylene	*82.7*		*44.0-124*			*01/16/2026 03:47*	WG2674668

Semi Volatile Organic Compounds (GC/MS) by Method 8270E

Analyte	Result mg/l	Qualifier	LOQ mg/l	Limit mg/l	Dilution	Analysis date / time	Batch
1,4-Dichlorobenzene	ND		0.100	7.50	1	01/14/2026 22:35	WG2673790
2,4-Dinitrotoluene	ND		0.100	0.13	1	01/14/2026 22:35	WG2673790
Hexachlorobenzene	ND		0.100	0.13	1	01/14/2026 22:35	WG2673790
Hexachloro-1,3-butadiene	ND	C3	0.100	0.50	1	01/14/2026 22:35	WG2673790
Hexachloroethane	ND		0.100	3	1	01/14/2026 22:35	WG2673790
Nitrobenzene	ND		0.100	2	1	01/14/2026 22:35	WG2673790
Pyridine	ND		0.100	5	1	01/14/2026 22:35	WG2673790
3&4-Methyl Phenol	ND		0.100	400	1	01/14/2026 22:35	WG2673790
2-Methylphenol	ND		0.100	200	1	01/14/2026 22:35	WG2673790
Pentachlorophenol	ND	C3	0.100	100	1	01/14/2026 22:35	WG2673790
2,4,5-Trichlorophenol	ND		0.100	400	1	01/14/2026 22:35	WG2673790
2,4,6-Trichlorophenol	ND		0.100	2	1	01/14/2026 22:35	WG2673790
(S) 2-Fluorophenol	*41.8*		*19.0-119*			*01/14/2026 22:35*	WG2673790
(S) Phenol-d5	*28.9*		*10.0-120*			*01/14/2026 22:35*	WG2673790
(S) Nitrobenzene-d5	*69.0*		*44.0-120*			*01/14/2026 22:35*	WG2673790
(S) 2-Fluorobiphenyl	*70.3*		*44.0-119*			*01/14/2026 22:35*	WG2673790
(S) 2,4,6-Tribromophenol	*51.0*		*43.0-140*			*01/14/2026 22:35*	WG2673790
(S) p-Terphenyl-d14	*79.1*		*50.0-134*			*01/14/2026 22:35*	WG2673790

Wet Chemistry by Method 4500 CN E-2016

Analyte	Result mg/l	Qualifier	LOQ mg/l	Dilution	Analysis date / time	Batch
Reactive Cyanide	ND		0.00500	1	01/13/2026 17:50	WG2673590

Wet Chemistry by Method 4500 S2 D-2011

Analyte	Result mg/l	Qualifier	LOQ mg/l	Dilution	Analysis date / time	Batch
Reactive Sulfide	ND		0.0500	1	01/10/2026 22:39	WG2672803

Wet Chemistry by Method 9040C

Analyte	Result su	Qualifier	Dilution	Analysis date / time	Batch
pH	8.19	T8	1	01/11/2026 00:25	WG2672747

Sample Narrative:

L1934416-04 WG2672747: 8.19 at 18.4C

Wet Chemistry by Method D93/1010A

Analyte	Result deg F	Qualifier	Dilution	Analysis date / time	Batch
Flashpoint	DNF at 170		1	01/10/2026 20:15	WG2672739

Volatile Organic Compounds (GC) by Method 8015C

Analyte	CAS #	Result ug/l	Qualifier	DL ug/l	LOD ug/l	LOQ ug/l	Dilution	Analysis date / time	Batch
TPH (GC/FID) Low Fraction	8006-61-9	104	J	59.4	75.0	150	1	01/10/2026 21:38	WG2672776
(S) a,a,a-Trifluorotoluene(FID)	*98-08-8*	*100*				*62.0-128*		*01/10/2026 21:38*	WG2672776

Volatile Organic Compounds (GC/MS) by Method 8260D

Analyte	CAS #	Result ug/l	Qualifier	DL ug/l	LOD ug/l	LOQ ug/l	Dilution	Analysis date / time	Batch
Benzene	71-43-2	0.500	U	0.320	0.500	1.00	1	01/11/2026 15:30	WG2673050
Ethylbenzene	100-41-4	1.12		0.234	0.500	1.00	1	01/11/2026 15:30	WG2673050
Toluene	108-88-3	0.600	U	0.274	0.600	1.00	1	01/11/2026 15:30	WG2673050
Total Xylenes	1330-20-7	4.48		0.319	1.50	3.00	1	01/11/2026 15:30	WG2673050
(S) Toluene-d8	*2037-26-5*	*106*				*89.0-112*		*01/11/2026 15:30*	WG2673050
(S) 4-Bromofluorobenzene	*460-00-4*	*96.7*				*85.0-114*		*01/11/2026 15:30*	WG2673050
(S) 1,2-Dichloroethane-d4	*17060-07-0*	*104*				*81.0-118*		*01/11/2026 15:30*	WG2673050

Semi-Volatile Organic Compounds (GC) by Method 8015C

Analyte	CAS #	Result ug/l	Qualifier	DL ug/l	LOD ug/l	LOQ ug/l	Dilution	Analysis date / time	Batch
TPH (GC/FID) High Fraction	68334-30-5	493		60.5	90.0	100	1	01/20/2026 21:06	WG2677024
(S) o-Terphenyl	*84-15-1*	*119*				*56.0-125*		*01/20/2026 21:06*	WG2677024

Preparation by Method 1311

Analyte	Result	Qualifier	Prep date / time	Batch
TCLP Extraction	-		1/12/2026 12:05:26 PM	WG2673131
TCLP ZHE Extraction	-		1/11/2026 4:57:41 AM	WG2672816
Initial pH	na		1/12/2026 12:05:26 PM	WG2673131
Final pH	na		1/12/2026 12:05:26 PM	WG2673131

Mercury by Method 7470A

Analyte	Result mg/l	Qualifier	LOQ mg/l	Limit mg/l	Dilution	Analysis date / time	Batch
Mercury	ND		0.0100	0.20	1	01/15/2026 11:50	WG2674000

Metals (ICP) by Method 6010D

Analyte	Result mg/l	Qualifier	LOQ mg/l	Limit mg/l	Dilution	Analysis date / time	Batch
Arsenic	ND		0.100	5	1	01/15/2026 08:01	WG2673946
Barium	ND		0.100	100	1	01/15/2026 08:01	WG2673946
Cadmium	ND		0.100	1	1	01/15/2026 08:01	WG2673946
Chromium	ND		0.100	5	1	01/15/2026 08:01	WG2673946
Lead	ND		0.100	5	1	01/15/2026 08:01	WG2673946
Selenium	ND		0.100	1	1	01/15/2026 08:01	WG2673946
Silver	ND		0.100	5	1	01/15/2026 08:01	WG2673946

Volatile Organic Compounds (GC/MS) by Method 8260D

Analyte	Result mg/l	Qualifier	LOQ mg/l	Limit mg/l	Dilution	Analysis date / time	Batch
Benzene	ND		0.0500	0.50	1	01/14/2026 00:06	WG2673445
Carbon tetrachloride	ND		0.0500	0.50	1	01/14/2026 00:06	WG2673445
Chlorobenzene	ND		0.0500	100	1	01/14/2026 00:06	WG2673445
Chloroform	ND		0.250	6	1	01/14/2026 00:06	WG2673445
1,2-Dichloroethane	ND		0.0500	0.50	1	01/14/2026 00:06	WG2673445
1,1-Dichloroethene	ND		0.0500	0.70	1	01/14/2026 00:06	WG2673445
2-Butanone (MEK)	ND		0.500	200	1	01/14/2026 00:06	WG2673445
Tetrachloroethene	ND		0.0500	0.70	1	01/14/2026 00:06	WG2673445
Trichloroethene	ND		0.0500	0.50	1	01/14/2026 00:06	WG2673445
Vinyl chloride	ND		0.0500	0.20	1	01/14/2026 00:06	WG2673445
(S) Toluene-d8	*98.4*		*89.0-112*			*01/14/2026 00:06*	WG2673445
(S) 4-Bromofluorobenzene	*91.4*		*85.0-114*			*01/14/2026 00:06*	WG2673445
(S) 1,2-Dichloroethane-d4	*105*		*81.0-118*			*01/14/2026 00:06*	WG2673445

Chlorinated Acid Herbicides (GC) by Method 8151A

Analyte	Result mg/l	Qualifier	LOQ mg/l	Limit mg/l	Dilution	Analysis date / time	Batch
2,4,5-TP (Silvex)	ND		0.00200	1	1	01/16/2026 14:09	WG2674405
2,4-D	ND		0.00200	10	1	01/16/2026 14:09	WG2674405
(S) 2,4-Dichlorophenyl Acetic Acid	*78.2*		*32.0-138*			*01/16/2026 14:09*	WG2674405

Pesticides (GC) by Method 8081

Analyte	Result mg/l	Qualifier	LOQ mg/l	Limit mg/l	Dilution	Analysis date / time	Batch
Chlordane	ND		0.00500	0.03	1	01/16/2026 03:56	WG2674668
Endrin	ND		0.00500	0.02	1	01/16/2026 03:56	WG2674668
Heptachlor	ND		0.00500	0.0080	1	01/16/2026 03:56	WG2674668
Lindane	ND		0.00500	0.40	1	01/16/2026 03:56	WG2674668
Methoxychlor	ND		0.00500	10	1	01/16/2026 03:56	WG2674668

Pesticides (GC) by Method 8081

Analyte	Result mg/l	Qualifier	LOQ mg/l	Limit mg/l	Dilution	Analysis date / time	Batch
Toxaphene	ND		0.0100	0.50	1	01/16/2026 03:56	WG2674668
(S) Decachlorobiphenyl	*65.6*		*10.0-145*			*01/16/2026 03:56*	WG2674668
(S) Tetrachloro-m-xylene	*77.8*		*44.0-124*			*01/16/2026 03:56*	WG2674668

Polychlorinated Biphenyls (GC) by Method 8082

Analyte	Result mg/l	Qualifier	LOQ mg/l	Limit mg/l	Dilution	Analysis date / time	Batch
PCB 1016	ND		0.000500	50	1	01/16/2026 03:56	WG2674668
PCB 1221	ND		0.000500	50	1	01/16/2026 03:56	WG2674668
PCB 1232	ND		0.000500	50	1	01/16/2026 03:56	WG2674668
PCB 1242	ND		0.000500	50	1	01/16/2026 03:56	WG2674668
PCB 1248	ND		0.000500	50	1	01/16/2026 03:56	WG2674668
PCB 1254	ND		0.000500	50	1	01/16/2026 03:56	WG2674668
PCB 1260	ND		0.000500	50	1	01/16/2026 03:56	WG2674668
(S) Decachlorobiphenyl	*76.7*		*10.0-145*			*01/16/2026 03:56*	WG2674668
(S) Tetrachloro-m-xylene	*78.0*		*44.0-124*			*01/16/2026 03:56*	WG2674668

Semi Volatile Organic Compounds (GC/MS) by Method 8270E

Analyte	Result mg/l	Qualifier	LOQ mg/l	Limit mg/l	Dilution	Analysis date / time	Batch
1,4-Dichlorobenzene	ND		0.100	7.50	1	01/14/2026 22:57	WG2673790
2,4-Dinitrotoluene	ND		0.100	0.13	1	01/14/2026 22:57	WG2673790
Hexachlorobenzene	ND		0.100	0.13	1	01/14/2026 22:57	WG2673790
Hexachloro-1,3-butadiene	ND	C3	0.100	0.50	1	01/14/2026 22:57	WG2673790
Hexachloroethane	ND		0.100	3	1	01/14/2026 22:57	WG2673790
Nitrobenzene	ND		0.100	2	1	01/14/2026 22:57	WG2673790
Pyridine	ND		0.100	5	1	01/14/2026 22:57	WG2673790
3&4-Methyl Phenol	ND		0.100	400	1	01/14/2026 22:57	WG2673790
2-Methylphenol	ND		0.100	200	1	01/14/2026 22:57	WG2673790
Pentachlorophenol	ND	C3	0.100	100	1	01/14/2026 22:57	WG2673790
2,4,5-Trichlorophenol	ND		0.100	400	1	01/14/2026 22:57	WG2673790
2,4,6-Trichlorophenol	ND		0.100	2	1	01/14/2026 22:57	WG2673790
(S) 2-Fluorophenol	*47.3*		*19.0-119*			*01/14/2026 22:57*	WG2673790
(S) Phenol-d5	*31.4*		*10.0-120*			*01/14/2026 22:57*	WG2673790
(S) Nitrobenzene-d5	*69.2*		*44.0-120*			*01/14/2026 22:57*	WG2673790
(S) 2-Fluorobiphenyl	*68.8*		*44.0-119*			*01/14/2026 22:57*	WG2673790
(S) 2,4,6-Tribromophenol	*47.0*		*43.0-140*			*01/14/2026 22:57*	WG2673790
(S) p-Terphenyl-d14	*81.6*		*50.0-134*			*01/14/2026 22:57*	WG2673790

QUALITY CONTROL SUMMARY

L1934416-01

Method Blank (MB)

(MB) R4324517-1 01/13/26 08:03

Analyte	MB Result %	MB Qualifier	MB DL %	MB LOD %	MB LOQ %
Total Solids	0.00100			0.200	

L1934433-03 Original Sample (OS) • Duplicate (DUP)

(OS) L1934433-03 01/13/26 08:03 • (DUP) R4324517-3 01/13/26 08:03

Analyte	Original Result %	DUP Result %	Dilution	DUP RPD %	DUP Qualifier	DUP RPD Limits %
Total Solids	78.3	77.9	1	0.461		10

Laboratory Control Sample (LCS)

(LCS) R4324517-2 01/13/26 08:03

Analyte	Spike Amount %	LCS Result %	LCS Rec. %	Rec. Limits %	LCS Qualifier
Total Solids	50.0	50.0	99.9	90.0-110	

QUALITY CONTROL SUMMARY

L1934416-04

Method Blank (MB)

(MB) R4324379-1 01/13/26 17:14

Analyte	MB Result mg/l	MB Qualifier	MB DL mg/l	MB LOD mg/l	MB LOQ mg/l
Reactive Cyanide	0.00250	U	0.00210	0.00250	0.00500

L1934430-05 Original Sample (OS) • Duplicate (DUP)

(OS) L1934430-05 01/13/26 17:53 • (DUP) R4324379-6 01/13/26 17:54

Analyte	Original Result mg/l	DUP Result mg/l	Dilution	DUP RPD %	DUP Qualifier	DUP RPD Limits %
Reactive Cyanide	ND	ND	1	0.000		20

Laboratory Control Sample (LCS)

(LCS) R4324379-2 01/13/26 17:15

Analyte	Spike Amount mg/l	LCS Result mg/l	LCS Rec. %	Rec. Limits %	LCS Qualifier
Reactive Cyanide	0.100	0.101	101	83.0-116	

L1934031-02 Original Sample (OS) • Matrix Spike (MS)

(OS) L1934031-02 01/13/26 17:21 • (MS) R4324379-3 01/13/26 17:22

Analyte	Spike Amount mg/l	Original Result mg/l	MS Result mg/l	MS Rec. %	Dilution	Rec. Limits %	MS Qualifier
Reactive Cyanide	0.100	ND	0.0878	87.8	1	83.0-116	

L1934244-02 Original Sample (OS) • Matrix Spike (MS) • Matrix Spike Duplicate (MSD)

(OS) L1934244-02 01/13/26 17:38 • (MS) R4324379-4 01/13/26 17:40 • (MSD) R4324379-5 01/13/26 17:41

Analyte	Spike Amount mg/l	Original Result mg/l	MS Result mg/l	MSD Result mg/l	MS Rec. %	MSD Rec. %	Dilution	Rec. Limits %	MS Qualifier	MSD Qualifier	RPD %	RPD Limits %
Reactive Cyanide	0.100	ND	0.0909	0.0953	90.9	95.3	1	83.0-116			4.73	20

QUALITY CONTROL SUMMARY

L1934416-04

Method Blank (MB)

(MB) R4323458-1 01/10/26 22:36

Analyte	MB Result mg/l	MB Qualifier	MB DL mg/l	MB LOD mg/l	MB LOQ mg/l
Reactive Sulfide	0.0300	U	0.0255	0.0300	0.0500

Laboratory Control Sample (LCS)

(LCS) R4323458-2 01/10/26 22:37

Analyte	Spike Amount mg/l	LCS Result mg/l	LCS Rec. %	Rec. Limits %	LCS Qualifier
Reactive Sulfide	0.500	0.556	111	85.0-115	

QUALITY CONTROL SUMMARY

L1934416-01

Method Blank (MB)

(MB) R4324195-1 01/13/26 12:03

Analyte	MB Result mg/kg	MB Qualifier	MB DL mg/kg	MB LOD mg/kg	MB LOQ mg/kg
Reactive Cyanide	0.125	U	0.0665	0.125	0.250

L1934482-01 Original Sample (OS) • Duplicate (DUP)

(OS) L1934482-01 01/13/26 12:18 • (DUP) R4324195-5 01/13/26 12:19

Analyte	Original Result mg/kg	DUP Result mg/kg	Dilution	DUP RPD %	DUP Qualifier	DUP RPD Limits %
Reactive Cyanide	ND	ND	1	0.000		20

Laboratory Control Sample (LCS)

(LCS) R4324195-2 01/13/26 12:05

Analyte	Spike Amount mg/kg	LCS Result mg/kg	LCS Rec. %	Rec. Limits %	LCS Qualifier
Reactive Cyanide	1.67	1.61	96.7	76.0-120	

L1934415-12 Original Sample (OS) • Matrix Spike (MS) • Matrix Spike Duplicate (MSD)

(OS) L1934415-12 01/13/26 12:08 • (MS) R4324195-3 01/13/26 12:09 • (MSD) R4324195-4 01/13/26 12:11

Analyte	Spike Amount mg/kg	Original Result mg/kg	MS Result mg/kg	MSD Result mg/kg	MS Rec. %	MSD Rec. %	Dilution	Rec. Limits %	MS Qualifier	MSD Qualifier	RPD %	RPD Limits %
Reactive Cyanide	1.67	ND	1.43	1.47	86.1	88.4	1	76.0-120			2.73	20

QUALITY CONTROL SUMMARY

Method Blank (MB)

(MB) R4323809-1 01/12/26 13:02

Analyte	MB Result mg/kg	MB Qualifier	MB DL mg/kg	MB LOD mg/kg	MB LOQ mg/kg
Reactive Sulfide	37.5	U	28.1	37.5	75.0

Laboratory Control Sample (LCS)

(LCS) R4323809-2 01/12/26 13:02

Analyte	Spike Amount mg/kg	LCS Result mg/kg	LCS Rec. %	Rec. Limits %	LCS Qualifier
Reactive Sulfide	100	87.5	87.5	53.8-124	

L1933246-01 Original Sample (OS) • Matrix Spike (MS) • Matrix Spike Duplicate (MSD)

(OS) L1933246-01 01/12/26 13:02 • (MS) R4323809-3 01/12/26 13:02 • (MSD) R4323809-4 01/12/26 13:02

Analyte	Spike Amount mg/kg	Original Result mg/kg	MS Result mg/kg	MSD Result mg/kg	MS Rec. %	MSD Rec. %	Dilution	Rec. Limits %	MS Qualifier	MSD Qualifier	RPD %	RPD Limits %
Reactive Sulfide	100	ND	ND	ND	42.7	55.6	1	10.0-136		J3	26.1	20

L1934271-01 Original Sample (OS) • Duplicate (DUP)

(OS) L1934271-01 01/11/26 00:25 • (DUP) R4323464-2 01/11/26 00:25

Analyte	Original Result	DUP Result	Dilution	DUP RPD	DUP Qualifier	DUP RPD Limits
	su	su		%		%
pH	7.83	7.85	1	0.255		1

Sample Narrative:

OS: 7.83 at 18.4C

DUP: 7.85 at 19C

L1934496-27 Original Sample (OS) • Duplicate (DUP)

(OS) L1934496-27 01/11/26 00:25 • (DUP) R4323464-3 01/11/26 00:25

Analyte	Original Result	DUP Result	Dilution	DUP RPD	DUP Qualifier	DUP RPD Limits
	su	su		%		%
pH	7.92	7.93	1	0.126		1

Sample Narrative:

OS: 7.92 at 18.5C

DUP: 7.93 at 18.9C

Laboratory Control Sample (LCS)

(LCS) R4323464-1 01/11/26 00:25

Analyte	Spike Amount	LCS Result	LCS Rec.	Rec. Limits	LCS Qualifier
	su	su	%	%	
pH	10.0	10.0	100	99.0-101	

Sample Narrative:

LCS: 10 at 19.1C

L1934259-10 Original Sample (OS) • Duplicate (DUP)

(OS) L1934259-10 01/14/26 10:30 • (DUP) R4324634-2 01/14/26 10:30

Analyte	Original Result	DUP Result	Dilution	DUP RPD	DUP Qualifier	DUP RPD Limits
	su	su		%		%
pH	5.79	5.78	1	0.173		1

Sample Narrative:

OS: 5.79 at 18.5C

DUP: 5.78 at 19.3C

L1934430-01 Original Sample (OS) • Duplicate (DUP)

(OS) L1934430-01 01/14/26 10:30 • (DUP) R4324634-3 01/14/26 10:30

Analyte	Original Result	DUP Result	Dilution	DUP RPD	DUP Qualifier	DUP RPD Limits
	su	su		%		%
pH	8.20	8.22	1	0.244		1

Sample Narrative:

OS: 8.2 at 19C

DUP: 8.22 at 18.8C

Laboratory Control Sample (LCS)

(LCS) R4324634-1 01/14/26 10:30

Analyte	Spike Amount	LCS Result	LCS Rec.	Rec. Limits	LCS Qualifier
	su	su	%	%	
pH	10.0	10.0	100	99.0-101	

Sample Narrative:

LCS: 10.02 at 18.7C

L1933754-01 Original Sample (OS) • Duplicate (DUP)

(OS) L1933754-01 01/15/26 14:00 • (DUP) R4325247-1 01/15/26 14:00

Analyte	Original Result %	DUP Result %	Dilution	DUP RPD %	DUP Qualifier	DUP RPD Limits %
Paint Filter Test	See Footnote	See Footnote	1	0.000		20

Sample Narrative:

OS: Contains No Free Liquid

DUP: Contains No Free Liquid

L1934095-01 Original Sample (OS) • Duplicate (DUP)

(OS) L1934095-01 01/10/26 20:15 • (DUP) R4323440-3 01/10/26 20:15

Analyte	Original Result deg F	DUP Result deg F	Dilution	DUP RPD %	DUP Qualifier	DUP RPD Limits %
Flashpoint	156	146	1	6.60		10

L1934315-01 Original Sample (OS) • Duplicate (DUP)

(OS) L1934315-01 01/10/26 20:15 • (DUP) R4323440-4 01/10/26 20:15

Analyte	Original Result deg F	DUP Result deg F	Dilution	DUP RPD %	DUP Qualifier	DUP RPD Limits %
Flashpoint	DNF at 200	DNF at 200	1	0.000		10

Laboratory Control Sample (LCS) • Laboratory Control Sample Duplicate (LCSD)

(LCS) R4323440-1 01/10/26 20:15 • (LCSD) R4323440-2 01/10/26 20:15

Analyte	Spike Amount deg F	LCS Result deg F	LCSD Result deg F	LCS Rec. %	LCSD Rec. %	Rec. Limits %	LCS Qualifier	LCSD Qualifier	RPD %	RPD Limits %
Flashpoint	126	128	126	102	100	96.0-104			1.57	10

L1933775-06 Original Sample (OS) • Duplicate (DUP)

(OS) L1933775-06 01/12/26 12:00 • (DUP) R4323826-3 01/12/26 12:00

Analyte	Original Result	DUP Result	Dilution	DUP RPD	DUP Qualifier	DUP RPD Limits
	Deg. F	Deg. F		%		%
Ignitability	DNI at 170	DNI at 170	1	0.000		10

L1933976-06 Original Sample (OS) • Duplicate (DUP)

(OS) L1933976-06 01/12/26 12:00 • (DUP) R4323826-4 01/12/26 12:00

Analyte	Original Result	DUP Result	Dilution	DUP RPD	DUP Qualifier	DUP RPD Limits
	Deg. F	Deg. F		%		%
Ignitability	150	155	1	3.27		10

Laboratory Control Sample (LCS) • Laboratory Control Sample Duplicate (LCSD)

(LCS) R4323826-1 01/12/26 12:00 • (LCSD) R4323826-2 01/12/26 12:00

Analyte	Spike Amount	LCS Result	LCSD Result	LCS Rec.	LCSD Rec.	Rec. Limits	LCS Qualifier	LCSD Qualifier	RPD	RPD Limits
	Deg. F	Deg. F	Deg. F	%	%	%			%	%
Ignitability	126	126	126	100	100	96.0-104			0.000	10

QUALITY CONTROL SUMMARY

L1934416-02,05

Method Blank (MB)

(MB) R4325193-1 01/15/26 11:33

Analyte	MB Result mg/l	MB Qualifier	MB DL mg/l	MB LOD mg/l	MB LOQ mg/l
Mercury	0.00500	U	0.00333	0.00500	0.0100

Laboratory Control Sample (LCS)

(LCS) R4325193-2 01/15/26 11:36

Analyte	Spike Amount mg/l	LCS Result mg/l	LCS Rec. %	Rec. Limits %	LCS Qualifier
Mercury	0.0300	0.0345	115	82.0-119	

L1934353-01 Original Sample (OS) • Matrix Spike (MS) • Matrix Spike Duplicate (MSD)

(OS) L1934353-01 01/15/26 11:39 • (MS) R4325193-4 01/15/26 11:44 • (MSD) R4325193-5 01/15/26 11:47

Analyte	Spike Amount mg/l	Original Result mg/l	MS Result mg/l	MSD Result mg/l	MS Rec. %	MSD Rec. %	Dilution	Rec. Limits %	MS Qualifier	MSD Qualifier	RPD %	RPD Limits %
Mercury	0.0300	ND	0.0364	0.0359	121	120	1	82.0-119	J5	J5	1.34	20

L1934416-05 Original Sample (OS) • Matrix Spike (MS) • Matrix Spike Duplicate (MSD)

(OS) L1934416-05 01/15/26 11:50 • (MS) R4325193-6 01/15/26 11:52 • (MSD) R4325193-7 01/15/26 11:55

Analyte	Spike Amount mg/l	Original Result mg/l	MS Result mg/l	MSD Result mg/l	MS Rec. %	MSD Rec. %	Dilution	Rec. Limits %	MS Qualifier	MSD Qualifier	RPD %	RPD Limits %
Mercury	0.0300	ND	0.0354	0.0343	118	114	1	82.0-119			3.21	20

QUALITY CONTROL SUMMARY

L1934416-02,05

Method Blank (MB)

(MB) R4324996-1 01/15/26 07:46

Analyte	MB Result mg/l	MB Qualifier	MB DL mg/l	MB LOD mg/l	MB LOQ mg/l
Arsenic	0.0500	U	0.0333	0.0500	0.100
Barium	0.0500	U	0.0333	0.0500	0.100
Cadmium	0.0500	U	0.0333	0.0500	0.100
Chromium	0.0500	U	0.0333	0.0500	0.100
Lead	0.0500	U	0.0333	0.0500	0.100
Selenium	0.0500	U	0.0333	0.0500	0.100
Silver	0.0500	U	0.0333	0.0500	0.100

Laboratory Control Sample (LCS)

(LCS) R4324996-2 01/15/26 07:49

Analyte	Spike Amount mg/l	LCS Result mg/l	LCS Rec. %	Rec. Limits %	LCS Qualifier
Arsenic	10.0	9.94	99.4	87.0-113	
Barium	10.0	10.1	101	88.0-113	
Cadmium	10.0	10.0	100	88.0-113	
Chromium	10.0	9.81	98.1	90.0-113	
Lead	10.0	9.88	98.8	86.0-113	
Selenium	10.0	9.83	98.3	83.0-114	
Silver	2.00	1.99	99.5	84.0-115	

L1934353-01 Original Sample (OS) • Matrix Spike (MS) • Matrix Spike Duplicate (MSD)

(OS) L1934353-01 01/15/26 07:51 • (MS) R4324996-4 01/15/26 07:56 • (MSD) R4324996-5 01/15/26 07:59

Analyte	Spike Amount mg/l	Original Result mg/l	MS Result mg/l	MSD Result mg/l	MS Rec. %	MSD Rec. %	Dilution	Rec. Limits %	MS Qualifier	MSD Qualifier	RPD %	RPD Limits %
Arsenic	10.0	ND	10.2	10.1	102	101	1	87.0-113			0.978	20
Barium	10.0	0.139	10.3	10.1	101	100	1	88.0-113			1.03	20
Cadmium	10.0	ND	10.1	10.0	101	100	1	88.0-113			0.793	20
Chromium	10.0	ND	10.0	10.1	100	101	1	90.0-113			0.954	20
Lead	10.0	ND	9.99	9.94	99.9	99.4	1	86.0-113			0.553	20
Selenium	10.0	ND	10.0	9.97	100	99.7	1	83.0-114			0.505	20
Silver	2.00	ND	2.01	2.04	100	102	1	84.0-115			1.56	20

L1934416-05 Original Sample (OS) • Matrix Spike (MS) • Matrix Spike Duplicate (MSD)

(OS) L1934416-05 01/15/26 08:01 • (MS) R4324996-6 01/15/26 08:04 • (MSD) R4324996-7 01/15/26 08:06

Analyte	Spike Amount mg/l	Original Result mg/l	MS Result mg/l	MSD Result mg/l	MS Rec. %	MSD Rec. %	Dilution	Rec. Limits %	MS Qualifier	MSD Qualifier	RPD %	RPD Limits %
Arsenic	10.0	ND	9.91	9.98	99.1	99.8	1	87.0-113			0.765	20
Barium	10.0	ND	10.3	10.4	103	104	1	88.0-113			0.752	20
Cadmium	10.0	ND	9.99	10.1	99.9	101	1	88.0-113			1.27	20
Chromium	10.0	ND	10.2	10.1	102	101	1	90.0-113			0.663	20
Lead	10.0	ND	9.80	9.96	98.0	99.6	1	86.0-113			1.57	20
Selenium	10.0	ND	9.73	9.77	97.3	97.7	1	83.0-114			0.418	20
Silver	2.00	ND	2.03	2.03	101	102	1	84.0-115			0.430	20

Method Blank (MB)

(MB) R4324686-2 01/10/26 13:46

Analyte	MB Result ug/l	MB Qualifier	MB DL ug/l	MB LOD ug/l	MB LOQ ug/l
TPH (GC/FID) Low Fraction	75.0	U	59.4	75.0	150
(S) a,a,a-Trifluorotoluene(FID)	*99.1*				*62.0-128*

Laboratory Control Sample (LCS) • Laboratory Control Sample Duplicate (LCSD)

(LCS) R4324686-1 01/10/26 12:39 • (LCSD) R4324686-3 01/11/26 01:24

Analyte	Spike Amount ug/l	LCS Result ug/l	LCSD Result ug/l	LCS Rec. %	LCSD Rec. %	Rec. Limits %	LCS Qualifier	LCSD Qualifier	RPD %	RPD Limits %
TPH (GC/FID) Low Fraction	5000	4870	5250	97.4	105	78.0-122			7.51	30
(S) a,a,a-Trifluorotoluene(FID)				*98.6*	*101*	*62.0-128*				

Method Blank (MB)

(MB) R4324669-3 01/12/26 11:48

Analyte	MB Result mg/kg	MB Qualifier	MB DL mg/kg	MB LOD mg/kg	MB LOQ mg/kg
TPH (GC/FID) Low Fraction	3.38	U	2.00	3.38	3.75
(S) a,a,a-Trifluorotoluene(FID)	*98.3*				*59.0-128*

Laboratory Control Sample (LCS) • Laboratory Control Sample Duplicate (LCSD)

(LCS) R4324669-1 01/12/26 10:22 • (LCSD) R4324669-2 01/12/26 10:43

Analyte	Spike Amount mg/kg	LCS Result mg/kg	LCSD Result mg/kg	LCS Rec. %	LCSD Rec. %	Rec. Limits %	LCS Qualifier	LCSD Qualifier	RPD %	RPD Limits %
TPH (GC/FID) Low Fraction	5.00	4.56	4.68	91.2	93.6	79.0-122			2.60	30
(S) a,a,a-Trifluorotoluene(FID)				*106*	*106*	*59.0-128*				

L1934360-01 Original Sample (OS) • Matrix Spike (MS) • Matrix Spike Duplicate (MSD)

(OS) L1934360-01 01/12/26 15:27 • (MS) R4324669-4 01/12/26 20:50 • (MSD) R4324669-5 01/12/26 21:11

Analyte	Spike Amount (dry) mg/kg	Original Result (dry) mg/kg	MS Result (dry) mg/kg	MSD Result (dry) mg/kg	MS Rec. %	MSD Rec. %	Dilution	Rec. Limits %	MS Qualifier	MSD Qualifier	RPD %	RPD Limits %
TPH (GC/FID) Low Fraction	128	4.16	82.4	95.3	64.3	74.4	25	79.0-122	J6	J6	14.6	30
(S) a,a,a-Trifluorotoluene(FID)					*103*	*104*		*59.0-128*				

Method Blank (MB)

(MB) R4326070-3 01/11/26 11:09

Analyte	MB Result ug/l	MB Qualifier	MB DL ug/l	MB LOD ug/l	MB LOQ ug/l
Benzene	0.500	U	0.320	0.500	1.00
Ethylbenzene	0.500	U	0.234	0.500	1.00
Toluene	0.600	U	0.274	0.600	1.00
Total Xylenes	1.50	U	0.319	1.50	3.00
(S) Toluene-d8	*106*				*89.0-112*
(S) 4-Bromofluorobenzene	*98.7*				*85.0-114*
(S) 1,2-Dichloroethane-d4	*99.2*				*81.0-118*

Laboratory Control Sample (LCS) • Laboratory Control Sample Duplicate (LCSD)

(LCS) R4326070-1 01/11/26 10:08 • (LCSD) R4326070-2 01/11/26 10:28

Analyte	Spike Amount ug/l	LCS Result ug/l	LCSD Result ug/l	LCS Rec. %	LCSD Rec. %	Rec. Limits %	LCS Qualifier	LCSD Qualifier	RPD %	RPD Limits %
Benzene	10.0	8.14	8.40	81.4	84.0	79.0-120			3.14	20
Ethylbenzene	10.0	9.15	9.50	91.5	95.0	79.0-121			3.75	20
Toluene	10.0	8.61	8.58	86.1	85.8	80.0-121			0.349	20
Total Xylenes	30.0	28.1	28.6	93.7	95.3	79.0-121			1.76	20
(S) Toluene-d8				*103*	*103*	*89.0-112*				
(S) 4-Bromofluorobenzene				*101*	*101*	*85.0-114*				
(S) 1,2-Dichloroethane-d4				*102*	*100*	*81.0-118*				

Method Blank (MB)

(MB) R4324264-3 01/11/26 17:14

Analyte	MB Result mg/kg	MB Qualifier	MB DL mg/kg	MB LOD mg/kg	MB LOQ mg/kg
Benzene	0.000900	U	0.000711	0.000900	0.00100
Ethylbenzene	0.00125	U	0.000987	0.00125	0.00250
Toluene	0.00450	U	0.00289	0.00450	0.00500
Xylenes, Total	0.00325	U	0.00280	0.00325	0.00650
(S) Toluene-d8	*100*				*85.0-116*
(S) 4-Bromofluorobenzene	*101*				*79.0-119*
(S) 1,2-Dichloroethane-d4	*96.9*				*71.0-136*

Laboratory Control Sample (LCS) • Laboratory Control Sample Duplicate (LCSD)

(LCS) R4324264-1 01/11/26 15:03 • (LCSD) R4324264-4 01/11/26 17:45

Analyte	Spike Amount mg/kg	LCS Result mg/kg	LCSD Result mg/kg	LCS Rec. %	LCSD Rec. %	Rec. Limits %	LCS Qualifier	LCSD Qualifier	RPD %	RPD Limits %
Benzene	0.250	0.240	0.214	96.0	85.6	77.0-121			11.5	20
Ethylbenzene	0.250	0.237	0.225	94.8	90.0	76.0-122			5.19	20
Toluene	0.250	0.225	0.210	90.0	84.0	77.0-121			6.90	20
Xylenes, Total	0.750	0.725	0.681	96.7	90.8	78.0-124			6.26	20
(S) Toluene-d8				*94.9*	*96.4*	*85.0-116*				
(S) 4-Bromofluorobenzene				*94.2*	*97.6*	*79.0-119*				
(S) 1,2-Dichloroethane-d4				*103*	*101*	*71.0-136*				

Method Blank (MB)

(MB) R4324953-3 01/13/26 22:42

Analyte	MB Result mg/l	MB Qualifier	MB DL mg/l	MB LOD mg/l	MB LOQ mg/l
Benzene	0.0250	U	0.0167	0.0250	0.0500
Carbon tetrachloride	0.0250	U	0.0167	0.0250	0.0500
Chlorobenzene	0.0250	U	0.0167	0.0250	0.0500
Chloroform	0.125	U	0.0833	0.125	0.250
1,2-Dichloroethane	0.0250	U	0.0167	0.0250	0.0500
1,1-Dichloroethene	0.0250	U	0.0167	0.0250	0.0500
2-Butanone (MEK)	0.250	U	0.167	0.250	0.500
Tetrachloroethene	0.0250	U	0.0167	0.0250	0.0500
Trichloroethene	0.0250	U	0.0167	0.0250	0.0500
Vinyl chloride	0.0250	U	0.0167	0.0250	0.0500
(S) Toluene-d8	*98.6*				*89.0-112*
(S) 4-Bromofluorobenzene	*91.7*				*85.0-114*
(S) 1,2-Dichloroethane-d4	*97.4*				*81.0-118*

Laboratory Control Sample (LCS)

(LCS) R4324953-1 01/13/26 20:50

Analyte	Spike Amount mg/l	LCS Result mg/l	LCS Rec. %	Rec. Limits %	LCS Qualifier
Benzene	0.500	0.425	85.0	79.0-120	
Carbon tetrachloride	0.500	0.419	83.8	72.0-136	
Chlorobenzene	0.500	0.455	91.0	82.0-118	
Chloroform	0.500	0.420	84.0	79.0-124	
1,2-Dichloroethane	0.500	0.466	93.2	73.0-128	
1,1-Dichloroethene	0.500	0.358	71.6	71.0-131	
2-Butanone (MEK)	2.50	1.98	79.2	56.0-143	
Tetrachloroethene	0.500	0.489	97.8	74.0-129	
Trichloroethene	0.500	0.450	90.0	79.0-123	
Vinyl chloride	0.500	0.425	85.0	58.0-137	
(S) Toluene-d8			*99.0*	*89.0-112*	
(S) 4-Bromofluorobenzene			*96.4*	*85.0-114*	
(S) 1,2-Dichloroethane-d4			*103*	*81.0-118*	

L1934416-05 Original Sample (OS) • Matrix Spike (MS)

(OS) L1934416-05 01/14/26 00:06 • (MS) R4324953-6 01/14/26 05:40

Analyte	Spike Amount mg/l	Original Result mg/l	MS Result mg/l	MS Rec. %	Dilution	Rec. Limits %	MS Qualifier
Benzene	0.500	ND	0.473	94.6	1	79.0-120	
Carbon tetrachloride	0.500	ND	0.532	106	1	72.0-136	
Chlorobenzene	0.500	ND	0.500	100	1	82.0-118	
Chloroform	0.500	ND	0.489	97.8	1	79.0-124	
1,2-Dichloroethane	0.500	ND	0.504	101	1	73.0-128	
1,1-Dichloroethene	0.500	ND	0.427	85.4	1	71.0-131	
2-Butanone (MEK)	2.50	ND	2.65	106	1	56.0-143	
Tetrachloroethene	0.500	ND	0.554	111	1	74.0-129	
Trichloroethene	0.500	ND	0.524	105	1	79.0-123	
Vinyl chloride	0.500	ND	0.506	101	1	58.0-137	
(S) Toluene-d8				*98.9*		*89.0-112*	
(S) 4-Bromofluorobenzene				*96.4*		*85.0-114*	
(S) 1,2-Dichloroethane-d4				*104*		*81.0-118*	

L1934416-02 Original Sample (OS) • Matrix Spike (MS) • Matrix Spike Duplicate (MSD)

(OS) L1934416-02 01/13/26 23:45 • (MS) R4324953-4 01/14/26 04:58 • (MSD) R4324953-5 01/14/26 05:19

Analyte	Spike Amount mg/l	Original Result mg/l	MS Result mg/l	MSD Result mg/l	MS Rec. %	MSD Rec. %	Dilution	Rec. Limits %	MS Qualifier	MSD Qualifier	RPD %	RPD Limits %
Benzene	0.500	ND	0.506	0.489	101	97.8	1	79.0-120			3.42	20
Carbon tetrachloride	0.500	ND	0.578	0.540	116	108	1	72.0-136			6.80	20
Chlorobenzene	0.500	ND	0.537	0.499	107	99.8	1	82.0-118			7.34	20
Chloroform	0.500	ND	0.523	0.483	105	96.6	1	79.0-124			7.95	20
1,2-Dichloroethane	0.500	ND	0.527	0.498	105	99.6	1	73.0-128			5.66	20
1,1-Dichloroethene	0.500	ND	0.451	0.424	90.2	84.8	1	71.0-131			6.17	20
2-Butanone (MEK)	2.50	ND	2.19	2.14	87.6	85.6	1	56.0-143			2.31	20
Tetrachloroethene	0.500	ND	0.582	0.544	116	109	1	74.0-129			6.75	20
Trichloroethene	0.500	ND	0.547	0.526	109	105	1	79.0-123			3.91	20
Vinyl chloride	0.500	ND	0.559	0.492	112	98.4	1	58.0-137			12.7	20
(S) Toluene-d8					*98.4*	*97.8*		*89.0-112*				
(S) 4-Bromofluorobenzene					*97.4*	*96.7*		*85.0-114*				
(S) 1,2-Dichloroethane-d4					*106*	*108*		*81.0-118*				

Method Blank (MB)

(MB) R4324433-1 01/13/26 21:44

Analyte	MB Result mg/kg	MB Qualifier	MB DL mg/kg	MB LOD mg/kg	MB LOQ mg/kg
TPH (GC/FID) High Fraction	2.00	U	0.769	2.00	4.00
(S) o-Terphenyl	*79.3*				*18.0-148*

Laboratory Control Sample (LCS)

(LCS) R4324433-2 01/13/26 21:57

Analyte	Spike Amount mg/kg	LCS Result mg/kg	LCS Rec. %	Rec. Limits %	LCS Qualifier
TPH (GC/FID) High Fraction	50.0	38.3	76.6	50.0-150	
(S) o-Terphenyl			*100*	*18.0-148*	

L1934416-01 Original Sample (OS) • Matrix Spike (MS) • Matrix Spike Duplicate (MSD)

(OS) L1934416-01 01/13/26 22:24 • (MS) R4324433-3 01/13/26 22:38 • (MSD) R4324433-4 01/13/26 22:52

Analyte	Spike Amount (dry) mg/kg	Original Result (dry) mg/kg	MS Result (dry) mg/kg	MSD Result (dry) mg/kg	MS Rec. %	MSD Rec. %	Dilution	Rec. Limits %	MS Qualifier	MSD Qualifier	RPD %	RPD Limits %
TPH (GC/FID) High Fraction	57.8	1.97	39.8	40.3	68.9	70.5	2	50.0-150			1.19	20
(S) o-Terphenyl					*72.4*	*71.8*		*18.0-148*				

Sample Narrative:

OS: Dilution due to matrix impact during extract concentration procedure.

QUALITY CONTROL SUMMARY

L1934416-04

Method Blank (MB)

(MB) R4326956-3 01/20/26 20:43

Analyte	MB Result ug/l	MB Qualifier	MB DL ug/l	MB LOD ug/l	MB LOQ ug/l
TPH (GC/FID) High Fraction	90.0	U	60.5	90.0	100
(S) o-Terphenyl	*116*				*56.0-125*

Laboratory Control Sample (LCS) • Laboratory Control Sample Duplicate (LCSD)

(LCS) R4326956-1 01/20/26 19:59 • (LCSD) R4326956-2 01/20/26 20:21

Analyte	Spike Amount ug/l	LCS Result ug/l	LCSD Result ug/l	LCS Rec. %	LCSD Rec. %	Rec. Limits %	LCS Qualifier	LCSD Qualifier	RPD %	RPD Limits %
TPH (GC/FID) High Fraction	1500	1670	1670	111	111	36.0-132			0.000	30
(S) o-Terphenyl				*126*	*128*	*56.0-125*	J1	J1		

QUALITY CONTROL SUMMARY

L1934416-02,05

Method Blank (MB)

(MB) R4325759-1 01/16/26 12:30

Analyte	MB Result mg/l	MB Qualifier	MB DL mg/l	MB LOD mg/l	MB LOQ mg/l
2,4,5-TP (Silvex)	0.00100	U	0.000667	0.00100	0.00200
2,4-D	0.00100	U	0.000667	0.00100	0.00200
(S) 2,4-Dichlorophenyl Acetic Acid	*70.8*				*32.0-138*

Laboratory Control Sample (LCS)

(LCS) R4325759-2 01/16/26 12:41

Analyte	Spike Amount mg/l	LCS Result mg/l	LCS Rec. %	Rec. Limits %	LCS Qualifier
2,4,5-TP (Silvex)	0.0250	0.0218	87.2	51.0-134	
2,4-D	0.0250	0.0223	89.2	45.0-152	
(S) 2,4-Dichlorophenyl Acetic Acid			*81.2*	*32.0-138*	

L1934592-01 Original Sample (OS) • Matrix Spike (MS) • Matrix Spike Duplicate (MSD)

(OS) L1934592-01 01/16/26 15:05 • (MS) R4325759-3 01/16/26 15:16 • (MSD) R4325759-4 01/16/26 15:27

Analyte	Spike Amount mg/l	Original Result mg/l	MS Result mg/l	MSD Result mg/l	MS Rec. %	MSD Rec. %	Dilution	Rec. Limits %	MS Qualifier	MSD Qualifier	RPD %	RPD Limits %
2,4,5-TP (Silvex)	0.0250	ND	0.0215	0.0211	86.0	84.4	1	51.0-134			1.88	30
2,4-D	0.0250	ND	0.0254	0.0248	102	99.2	1	45.0-152			2.39	30
(S) 2,4-Dichlorophenyl Acetic Acid					*85.2*	*77.2*		*32.0-138*				

Method Blank (MB)

(MB) R4325956-1 01/16/26 03:12

Analyte	MB Result mg/l	MB Qualifier	MB DL mg/l	MB LOD mg/l	MB LOQ mg/l
Chlordane	0.00250	U	0.00167	0.00250	0.00500
Endrin	0.00250	U	0.00167	0.00250	0.00500
Heptachlor	0.00250	U	0.00133	0.00250	0.00500
Lindane	0.00250	U	0.00167	0.00250	0.00500
Methoxychlor	0.00250	U	0.00167	0.00250	0.00500
Toxaphene	0.00500	U	0.00333	0.00500	0.0100
(S) Decachlorobiphenyl	*114*				*10.0-145*
(S) Tetrachloro-m-xylene	*83.5*				*44.0-124*

Laboratory Control Sample (LCS)

(LCS) R4325956-5 01/16/26 03:21

Analyte	Spike Amount mg/l	LCS Result mg/l	LCS Rec. %	Rec. Limits %	LCS Qualifier
Endrin	0.0100	0.0109	109	60.0-138	
Heptachlor	0.0100	0.0100	100	54.0-130	
Lindane	0.0100	0.0105	105	59.0-134	
Methoxychlor	0.0100	0.0100	100	54.0-145	
(S) Decachlorobiphenyl			*96.7*	*10.0-145*	
(S) Tetrachloro-m-xylene			*79.5*	*44.0-124*	

L1934430-04 Original Sample (OS) • Matrix Spike (MS) • Matrix Spike Duplicate (MSD)

(OS) L1934430-04 01/16/26 04:31 • (MS) R4325956-6 01/16/26 04:14 • (MSD) R4325956-7 01/16/26 04:22

Analyte	Spike Amount mg/l	Original Result mg/l	MS Result mg/l	MSD Result mg/l	MS Rec. %	MSD Rec. %	Dilution	Rec. Limits %	MS Qualifier	MSD Qualifier	RPD %	RPD Limits %
Endrin	0.0100	ND	0.00972	0.00871	97.2	87.1	1	60.0-138			11.0	30
Heptachlor	0.0100	ND	0.00871	0.00753	87.1	75.3	1	54.0-130			14.5	30
Lindane	0.0100	ND	0.0108	0.00964	108	96.4	1	59.0-134			11.4	30
Methoxychlor	0.0100	ND	0.00883	0.00724	88.3	72.4	1	54.0-145			19.8	30
(S) Decachlorobiphenyl					*38.0*	*17.0*		*10.0-145*				
(S) Tetrachloro-m-xylene					*75.4*	*70.3*		*44.0-124*				

Method Blank (MB)

(MB) R4325956-1 01/16/26 03:12

Analyte	MB Result mg/l	MB Qualifier	MB DL mg/l	MB LOD mg/l	MB LOQ mg/l
PCB 1016	0.000250	U	0.000167	0.000250	0.000500
PCB 1221	0.000250	U	0.000167	0.000250	0.000500
PCB 1232	0.000250	U	0.000167	0.000250	0.000500
PCB 1242	0.000250	U	0.000167	0.000250	0.000500
PCB 1248	0.000250	U	0.000167	0.000250	0.000500
PCB 1254	0.000250	U	0.000167	0.000250	0.000500
PCB 1260	0.000250	U	0.000167	0.000250	0.000500
(S) Decachlorobiphenyl	*133*				*10.0-145*
(S) Tetrachloro-m-xylene	*82.6*				*44.0-124*

Laboratory Control Sample (LCS)

(LCS) R4325956-2 01/16/26 03:30

Analyte	Spike Amount mg/l	LCS Result mg/l	LCS Rec. %	Rec. Limits %	LCS Qualifier
PCB 1016	0.0250	0.0241	96.4	46.0-129	
PCB 1260	0.0250	0.0263	105	45.0-134	
(S) Decachlorobiphenyl			*115*	*10.0-145*	
(S) Tetrachloro-m-xylene			*85.5*	*44.0-124*	

L1934430-06 Original Sample (OS) • Matrix Spike (MS) • Matrix Spike Duplicate (MSD)

(OS) L1934430-06 01/16/26 04:40 • (MS) R4325956-3 01/16/26 04:49 • (MSD) R4325956-4 01/16/26 04:58

Analyte	Spike Amount mg/l	Original Result mg/l	MS Result mg/l	MSD Result mg/l	MS Rec. %	MSD Rec. %	Dilution	Rec. Limits %	MS Qualifier	MSD Qualifier	RPD %	RPD Limits %
PCB 1016	0.0250	ND	0.0250	0.0251	100	100	1	46.0-129			0.399	30
PCB 1260	0.0250	ND	0.0236	0.0233	94.4	93.2	1	45.0-134			1.28	30
(S) Decachlorobiphenyl					*97.0*	*111*		*10.0-145*				
(S) Tetrachloro-m-xylene					*92.2*	*79.0*		*44.0-124*				

Method Blank (MB)

(MB) R4325090-2 01/14/26 20:26

Analyte	MB Result mg/l	MB Qualifier	MB DL mg/l	MB LOD mg/l	MB LOQ mg/l
1,4-Dichlorobenzene	0.0500	U	0.000401	0.0500	0.100
2,4-Dinitrotoluene	0.0500	U	0.00165	0.0500	0.100
Hexachlorobenzene	0.0500	U	0.000341	0.0500	0.100
Hexachloro-1,3-butadiene	0.0500	U	0.000329	0.0500	0.100
Hexachloroethane	0.0500	U	0.000365	0.0500	0.100
Nitrobenzene	0.0500	U	0.000367	0.0500	0.100
Pyridine	0.0500	U	0.00137	0.0500	0.100
3&4-Methyl Phenol	0.0500	U	0.0333	0.0500	0.100
2-Methylphenol	0.0500	U	0.00312	0.0500	0.100
Pentachlorophenol	0.0500	U	0.00313	0.0500	0.100
2,4,5-Trichlorophenol	0.0500	U	0.0333	0.0500	0.100
2,4,6-Trichlorophenol	0.0500	U	0.0333	0.0500	0.100
(S) 2-Fluorophenol	*43.0*				*19.0-119*
(S) Phenol-d5	*28.8*				*10.0-120*
(S) Nitrobenzene-d5	*66.0*				*44.0-120*
(S) 2-Fluorobiphenyl	*63.4*				*44.0-119*
(S) 2,4,6-Tribromophenol	*52.5*				*43.0-140*
(S) p-Terphenyl-d14	*78.9*				*50.0-134*

Laboratory Control Sample (LCS)

(LCS) R4325090-1 01/14/26 20:04

Analyte	Spike Amount mg/l	LCS Result mg/l	LCS Rec. %	Rec. Limits %	LCS Qualifier
1,4-Dichlorobenzene	0.500	0.318	63.6	29.0-112	
2,4-Dinitrotoluene	0.500	0.357	71.4	57.0-128	
Hexachlorobenzene	0.500	0.352	70.4	53.0-125	
Hexachloro-1,3-butadiene	0.500	0.229	45.8	22.0-124	
Hexachloroethane	0.500	0.304	60.8	21.0-115	
Nitrobenzene	0.500	0.297	59.4	45.0-121	
Pyridine	0.500	0.0856	17.1	10.0-120	J
3&4-Methyl Phenol	0.500	0.328	65.6	29.0-110	
2-Methylphenol	0.500	0.301	60.2	30.0-117	
Pentachlorophenol	0.500	0.276	55.2	35.0-138	
2,4,5-Trichlorophenol	0.500	0.374	74.8	53.0-123	
2,4,6-Trichlorophenol	0.500	0.373	74.6	50.0-125	
(S) 2-Fluorophenol			*43.9*	*19.0-119*	
(S) Phenol-d5			*33.3*	*10.0-120*	
(S) Nitrobenzene-d5			*63.1*	*44.0-120*	

Laboratory Control Sample (LCS)

(LCS) R4325090-1 01/14/26 20:04

Analyte	Spike Amount mg/l	LCS Result mg/l	LCS Rec. %	Rec. Limits %	LCS Qualifier
(S) 2-Fluorobiphenyl			*67.6*	*44.0-119*	
(S) 2,4,6-Tribromophenol			*69.0*	*43.0-140*	
(S) p-Terphenyl-d14			*70.6*	*50.0-134*	

L1934521-02 Original Sample (OS) • Matrix Spike (MS) • Matrix Spike Duplicate (MSD)

(OS) L1934521-02 01/15/26 02:55 • (MS) R4325090-3 01/15/26 03:17 • (MSD) R4325090-4 01/15/26 03:39

Analyte	Spike Amount mg/l	Original Result mg/l	MS Result mg/l	MSD Result mg/l	MS Rec. %	MSD Rec. %	Dilution	Rec. Limits %	MS Qualifier	MSD Qualifier	RPD %	RPD Limits %
1,4-Dichlorobenzene	0.500	ND	0.295	0.330	59.0	66.0	1	29.0-112			11.2	30
2,4-Dinitrotoluene	0.500	ND	0.348	0.416	69.6	83.2	1	57.0-128			17.8	30
Hexachlorobenzene	0.500	ND	0.333	0.404	66.6	80.8	1	53.0-125			19.3	30
Hexachloro-1,3-butadiene	0.500	ND	0.216	0.228	43.2	45.6	1	22.0-124			5.41	30
Hexachloroethane	0.500	ND	0.278	0.307	55.6	61.4	1	21.0-115			9.91	30
Nitrobenzene	0.500	ND	0.303	0.341	60.6	68.2	1	45.0-121			11.8	30
Pyridine	0.500	ND	ND	0.114	19.3	22.8	1	13.5-58.9			16.5	30
3&4-Methyl Phenol	0.500	ND	0.312	0.359	62.4	71.8	1	29.0-110			14.0	30
2-Methylphenol	0.500	ND	0.283	0.317	56.6	63.4	1	30.0-117			11.3	30
Pentachlorophenol	0.500	ND	0.256	0.316	51.2	63.2	1	35.0-138			21.0	30
2,4,5-Trichlorophenol	0.500	ND	0.360	0.422	72.0	84.4	1	53.0-123			15.9	30
2,4,6-Trichlorophenol	0.500	ND	0.345	0.401	69.0	80.2	1	50.0-125			15.0	30
(S) 2-Fluorophenol					*39.7*	*46.8*		*19.0-119*				
(S) Phenol-d5					*29.2*	*32.9*		*10.0-120*				
(S) Nitrobenzene-d5					*59.3*	*65.5*		*44.0-120*				
(S) 2-Fluorobiphenyl					*61.6*	*71.2*		*44.0-119*				
(S) 2,4,6-Tribromophenol					*56.5*	*68.5*		*43.0-140*				
(S) p-Terphenyl-d14					*67.4*	*79.2*		*50.0-134*				

1 Cp
2 Tc
3 Ss
4 Cn
5 Sr
6 Qc
7 Gl
8 Al
9 Sc

Guide to Reading and Understanding Your Laboratory Report

The information below is designed to better explain the various terms used in your report of analytical results from the Laboratory. This is not intended as a comprehensive explanation, and if you have additional questions please contact your project representative.

Results Disclaimer - Information that may be provided by the customer, and contained within this report, include Permit Limits, Project Name, Sample ID, Sample Matrix, Sample Preservation, Field Blanks, Field Spikes, Field Duplicates, On-Site Data, Sampling Collection Dates/Times, and Sampling Location. Results relate to the accuracy of this information provided, and as the samples are received.

Abbreviations and Definitions

(dry)	Results are reported based on the dry weight of the sample. [this will only be present on a dry report basis for soils].
DL	Detection Limit.
DL (dry)	Detection Limit.
LOD (dry)	Limit of Detection.
LOD	Limit of Detection.
LOQ	Limit of Quantitation.
ND	Not detected at the Reporting Limit (or DL where applicable).
LOQ (dry)	Limit of Quantitation.
Rec.	Recovery.
RPD	Relative Percent Difference.
SDG	Sample Delivery Group.
(S)	Surrogate (Surrogate Standard) - Analytes added to every blank, sample, Laboratory Control Sample/Duplicate and Matrix Spike/Duplicate; used to evaluate analytical efficiency by measuring recovery. Surrogates are not expected to be detected in all environmental media.
Analyte	The name of the particular compound or analysis performed. Some Analyses and Methods will have multiple analytes reported.
Dilution	If the sample matrix contains an interfering material, the sample preparation volume or weight values differ from the standard, or if concentrations of analytes in the sample are higher than the highest limit of concentration that the laboratory can accurately report, the sample may be diluted for analysis. If a value different than 1 is used in this field, the result reported has already been corrected for this factor.
Limits	These are the target % recovery ranges or % difference value that the laboratory has historically determined as normal for the method and analyte being reported. Successful QC Sample analysis will target all analytes recovered or duplicated within these ranges.
Original Sample	The non-spiked sample in the prep batch used to determine the Relative Percent Difference (RPD) from a quality control sample. The Original Sample may not be included within the reported SDG.
Qualifier	This column provides a letter and/or number designation that corresponds to additional information concerning the result reported. If a Qualifier is present, a definition per Qualifier is provided within the Glossary and Definitions page and potentially a discussion of possible implications of the Qualifier in the Case Narrative if applicable.
Result	The actual analytical final result (corrected for any sample specific characteristics) reported for your sample. If there was no measurable result returned for a specific analyte, the result in this column may state “ND” (Not Detected) or “BDL” (Below Detectable Levels). The information in the results column should always be accompanied by either an MDL (Method Detection Limit) or RDL (Reporting Detection Limit) that defines the lowest value that the laboratory could detect or report for this analyte.
Uncertainty (Radiochemistry)	Confidence level of 2 sigma.
Case Narrative (Cn)	A brief discussion about the included sample results, including a discussion of any non-conformances to protocol observed either at sample receipt by the laboratory from the field or during the analytical process. If present, there will be a section in the Case Narrative to discuss the meaning of any data qualifiers used in the report.
Quality Control Summary (Qc)	This section of the report includes the results of the laboratory quality control analyses required by procedure or analytical methods to assist in evaluating the validity of the results reported for your samples. These analyses are not being performed on your samples typically, but on laboratory generated material.
Sample Chain of Custody (Sc)	This is the document created in the field when your samples were initially collected. This is used to verify the time and date of collection, the person collecting the samples, and the analyses that the laboratory is requested to perform. This chain of custody also documents all persons (excluding commercial shippers) that have had control or possession of the samples from the time of collection until delivery to the laboratory for analysis.
Sample Results (Sr)	This section of your report will provide the results of all testing performed on your samples. These results are provided by sample ID and are separated by the analyses performed on each sample. The header line of each analysis section for each sample will provide the name and method number for the analysis reported.
Sample Summary (Ss)	This section of the Analytical Report defines the specific analyses performed for each sample ID, including the dates and times of preparation and/or analysis.
U (Radiochemistry)	Result + Error < MDA.
J (Radiochemistry)	Result < MDA; Result + Error > MDA.

Qualifier	Description
C3	The reported concentration is an estimate. The continuing calibration standard associated with this data responded low. Method sensitivity check is acceptable.
J	The identification of the analyte is acceptable; the reported value is an estimate.
J1	Surrogate recovery limits have been exceeded; values are outside upper control limits.
J3	The associated batch QC was outside the established quality control range for precision.
J5	The sample matrix interfered with the ability to make any accurate determination; spike value is high.

GLOSSARY OF TERMS

Qualifier	Description
J6	The sample matrix interfered with the ability to make any accurate determination; spike value is low.
T8	Sample(s) received past/too close to holding time expiration.
U	Below Detectable Limits: Indicates that the analyte was not detected.

Pace Analytical National 12065 Lebanon Rd Mount Juliet, TN 37122

Alabama	40660	Nebraska	NE-OS-15-05
Alaska	17-026	Nevada	TN000032021-1
Arizona	AZ0612	New Hampshire	2975
Arkansas	88-0469	New Jersey–NELAP	TN002
California	2932	New Mexico [1]	TN00003
Colorado	TN00003	New York	11742
Connecticut	PH-0197	North Carolina	Env375
Florida	E87487	North Carolina [1]	DW21704
Georgia	NELAP	North Carolina [3]	41
Georgia [1]	923	North Dakota	R-140
Idaho	TN00003	Ohio–VAP	CL0069
Illinois	200008	Oklahoma	9915
Indiana	C-TN-01	Oregon	TN200002
Iowa	364	Pennsylvania	68-02979
Kansas	E-10277	Rhode Island	LAO000356
Kentucky [1 6]	KY90010	South Carolina	84004002
Kentucky [2]	16	South Dakota	n/a
Louisiana	AI30792	Tennessee [1 4]	2006
Louisiana	LA018	Texas	T104704245-20-18
Maine	TN00003	Texas [5]	LAB0152
Maryland	324	Utah	TN000032021-11
Massachusetts	M-TN003	Vermont	VT2006
Michigan	9958	Virginia	110033
Minnesota	047-999-395	Washington	C847
Mississippi	TN00003	West Virginia	233
Missouri	340	Wisconsin	998093910
Montana	CERT0086	Wyoming	A2LA
A2LA – ISO 17025	1461.01	AIHA-LAP,LLC EMLAP	100789
A2LA – ISO 17025 [5]	1461.02	DOD	1461.01
Canada	1461.01	USDA	P330-15-00234
EPA–Crypto	TN00003		

[1] Drinking Water [2] Underground Storage Tanks [3] Aquatic Toxicity [4] Chemical/Microbiological [5] Mold [6] Wastewater n/a Accreditation not applicable

* Not all certifications held by the laboratory are applicable to the results reported in the attached report.

* Accreditation is only applicable to the test methods specified on each scope of accreditation held by Pace Analytical.

Company Name/Address:
Terracon - Wilmington, NC
2108 Capital Drive
Suite 103
Wilmington, NC 28405

Billing Information:
Accounts Payable
2108 Capital Drive
Suite 103
Wilmington, NC 28405

Report to: **Danielle Foster**

Email To: **danielle.foster@terracon.com;nick.lin**

Project Description: MCAS Cherry Point

City/State Collected: Havelock, NC

Please Circle: PT MT CT (ET)

Phone: **910-229-8597**

Client Project # K625P194

Lab Project # **TERRACWNC-CHERRY POI**

Collected by (print): Baylee Kurtz

Site/Facility ID # MCAS CP

P.O. # —

Collected by (signature): Baylee Kurtz

Immediately Packed on Ice N ___ Y X

Rush? (Lab MUST Be Notified)
___ Same Day ___ Five Day
___ Next Day ___ 5 Day (Rad Only)
___ Two Day X 10 Day (Rad Only)
___ Three Day

Quote # —

Date Results Needed: Standard

Analysis / Container / Preservative

Chain of Custody Page 1 of 1

Pace — PEOPLE ADVANCING SCIENCE
12065 Lebanon Rd Mount Juliet, TN 37122
Phone: 615-758-5858 Alt: 800-767-5859

Submitting a sample via this chain of custody constitutes acknowledgment and acceptance of the Pace Terms and Conditions found at: https://info.pacelabs.com/hubfs/pas-standard-terms.pdf

SDG # U934416

C119

Acctnum: **TERRACWNC**
Template: **T286010**
Prelogin: **P1197574**
PM: **Heather Wagner**
PB:
Shipped Via:

Sample ID	Comp/Grab	Matrix*	Depth	Date	Time	No. of Cntrs	Pres Chk	DOD 6010 TAL Metals	DOD RCI	DOD8270TCL	DODDRO	DODPaint Filter	DODGRO	DODV8260BTEX	DODV8260TCL	DOD PFAS 1633	DOD Full TCLP+TCLP PCB	Remarks	Sample # (lab only)
CP-P292-S1-IDW-SOLID	G	IDW	—	1-8-26	1245	5			X		X	X	X	X		X	X		01/02
CP-P292-S1-IDW-Liquid	G	IDW	—	1-8-26	1230	15			X		X	X	X	X		X	X		03/04
						AB 01/10/2026													

* Matrix:
SS - Soil **AIR** - Air **F** - Filter
GW - Groundwater **B** - Bioassay
WW - WasteWater
DW - Drinking Water
OT - Other_____

Remarks:

pH _____ Temp _____
Flow Other

Samples returned via: __ UPS __ FedEx __ Courier __ _____

Tracking # 792091888678

PH – 10BDH07251
TRC – 5090A93

Sample Receipt Checklist
COC Seal Present/Intact: __NP X Y __N
COC Signed/Accurate: __Y __N
Bottles arrive intact: X Y __N
Correct bottles used: __Y __N
Sufficient volume sent: __Y __N
If Applicable
VOA Zero Headspace: __Y __N
Preservation Correct/Checked: __Y __N
RAD Screen <0.5 mR/hr: X Y __N

Relinquished by : (Signature)	Date:	Time:	Received by: (Signature)	Trip Blank Received: Yes / No; HCl / MeoH; TBR
Relinquished by : (Signature)	Date:	Time:	Received by: (Signature)	Temp: °C Bottles Received: TBA 94.8+0=4.8 20
Relinquished by : (Signature)	Date:	Time:	Received for lab by: (Signature) Abby Baxter	Date: 01/10/2026 Time: 0900

If preservation required by Login: Date/Time

Hold:

Condition: NCF / OK

ANALYTICAL REPORT

January 30, 2026

Terracon - Wilmington, NC

Sample Delivery Group:	L1934425
Samples Received:	01/10/2026
Project Number:	K625P194
Description:	MCAS Cherry Point
Report To:	Danielle Foster 2108 Capital Drive Suite 103 Wilmington, NC 28405

Entire Report Reviewed By:

Heather J Wagner
Project Manager

Results relate only to the items tested or calibrated and are reported as rounded values. This test report shall not be reproduced, except in full, without written approval of the laboratory. Where applicable, sampling conducted by Pace Analytical National is performed per guidance provided in laboratory standard operating procedures ENV-SOP-MTJL-0067 and ENV-SOP-MTJL-0068. Where sampling conducted by the customer, results relate to the accuracy of the information provided, and as the samples are received.

Pace Analytical National
12065 Lebanon Rd Mount Juliet, TN 37122 615-758-5858 800-767-5859 mydata.pacelabs.com

TABLE OF CONTENTS

Cp: Cover Page	1
Tc: Table of Contents	2
Ss: Sample Summary	3
Cn: Case Narrative	4
Gl: Glossary of Terms	5
Al: Accreditations & Locations	6
Sc: Sample Chain of Custody	7

CP-P292-SI-IDW-SOLID L1934425-01

Collected by: Baylee Kurtz
Collected date/time: 01/08/26 12:45
Received date/time: 01/10/26 09:00

Method	Batch	Dilution	Preparation date/time	Analysis date/time	Analyst	Location
Subcontracted Analyses	WG2673312	1	01/30/26 00:00	01/30/26 00:00	SSD	West Columbia, SC 29172

CP-P292-SI-IDW-LIQUID L1934425-02

Collected by: Baylee Kurtz
Collected date/time: 01/08/26 12:30
Received date/time: 01/10/26 09:00

Method	Batch	Dilution	Preparation date/time	Analysis date/time	Analyst	Location
Subcontracted Analyses	WG2673312	1	01/30/26 00:00	01/30/26 00:00	SSD	West Columbia, SC 29172

1 Cp
2 Tc
3 Ss
4 Cn
5 Gl
6 Al
7 Sc

Unless qualified or notated within the narrative below, all sample aliquots were received at the correct temperature, in the proper containers, with the appropriate preservatives, and within method specified holding times. Where applicable, all MDL (LOD) and RDL (LOQ) values reported for environmental samples have been corrected for the dilution factor used in the analysis. All Method and Batch Quality Control are within established criteria except where addressed in this case narrative, a non-conformance form or properly qualified within the sample results. By my digital signature below, I affirm to the best of my knowledge, all problems/anomalies observed by the laboratory as having the potential to affect the quality of the data have been identified by the laboratory, and no information or data have been knowingly withheld that would affect the quality of the data.

Heather J Wagner
Project Manager

Project Comments

L1934425 -01, -02 contains subout data that is included after the chain of custody.

Guide to Reading and Understanding Your Laboratory Report

The information below is designed to better explain the various terms used in your report of analytical results from the Laboratory. This is not intended as a comprehensive explanation, and if you have additional questions please contact your project representative.

Results Disclaimer - Information that may be provided by the customer, and contained within this report, include Permit Limits, Project Name, Sample ID, Sample Matrix, Sample Preservation, Field Blanks, Field Spikes, Field Duplicates, On-Site Data, Sampling Collection Dates/Times, and Sampling Location. Results relate to the accuracy of this information provided, and as the samples are received.

Abbreviations and Definitions

SDG	Sample Delivery Group.
Uncertainty (Radiochemistry)	Confidence level of 2 sigma.
Case Narrative (Cn)	A brief discussion about the included sample results, including a discussion of any non-conformances to protocol observed either at sample receipt by the laboratory from the field or during the analytical process. If present, there will be a section in the Case Narrative to discuss the meaning of any data qualifiers used in the report.
Quality Control Summary (Qc)	This section of the report includes the results of the laboratory quality control analyses required by procedure or analytical methods to assist in evaluating the validity of the results reported for your samples. These analyses are not being performed on your samples typically, but on laboratory generated material.
Sample Chain of Custody (Sc)	This is the document created in the field when your samples were initially collected. This is used to verify the time and date of collection, the person collecting the samples, and the analyses that the laboratory is requested to perform. This chain of custody also documents all persons (excluding commercial shippers) that have had control or possession of the samples from the time of collection until delivery to the laboratory for analysis.
Sample Results (Sr)	This section of your report will provide the results of all testing performed on your samples. These results are provided by sample ID and are separated by the analyses performed on each sample. The header line of each analysis section for each sample will provide the name and method number for the analysis reported.
Sample Summary (Ss)	This section of the Analytical Report defines the specific analyses performed for each sample ID, including the dates and times of preparation and/or analysis.
U (Radiochemistry)	Result + Error < MDA.
J (Radiochemistry)	Result < MDA; Result + Error > MDA.

Qualifier	Description

The remainder of this page intentionally left blank, there are no qualifiers applied to this SDG.

Pace Analytical National 12065 Lebanon Rd Mount Juliet, TN 37122

Alabama	40660	Nebraska	NE-OS-15-05
Alaska	17-026	Nevada	TN000032021-1
Arizona	AZ0612	New Hampshire	2975
Arkansas	88-0469	New Jersey–NELAP	TN002
California	2932	New Mexico [1]	TN00003
Colorado	TN00003	New York	11742
Connecticut	PH-0197	North Carolina	Env375
Florida	E87487	North Carolina [1]	DW21704
Georgia	NELAP	North Carolina [3]	41
Georgia [1]	923	North Dakota	R-140
Idaho	TN00003	Ohio–VAP	CL0069
Illinois	200008	Oklahoma	9915
Indiana	C-TN-01	Oregon	TN200002
Iowa	364	Pennsylvania	68-02979
Kansas	E-10277	Rhode Island	LAO000356
Kentucky [1 6]	KY90010	South Carolina	84004002
Kentucky [2]	16	South Dakota	n/a
Louisiana	AI30792	Tennessee [1 4]	2006
Louisiana	LA018	Texas	T104704245-20-18
Maine	TN00003	Texas [5]	LAB0152
Maryland	324	Utah	TN000032021-11
Massachusetts	M-TN003	Vermont	VT2006
Michigan	9958	Virginia	110033
Minnesota	047-999-395	Washington	C847
Mississippi	TN00003	West Virginia	233
Missouri	340	Wisconsin	998093910
Montana	CERT0086	Wyoming	A2LA
A2LA – ISO 17025	1461.01	AIHA-LAP,LLC EMLAP	100789
A2LA – ISO 17025 [5]	1461.02	DOD	1461.01
Canada	1461.01	USDA	P330-15-00234
EPA–Crypto	TN00003		

[1] Drinking Water [2] Underground Storage Tanks [3] Aquatic Toxicity [4] Chemical/Microbiological [5] Mold [6] Wastewater n/a Accreditation not applicable

* Not all certifications held by the laboratory are applicable to the results reported in the attached report.

* Accreditation is only applicable to the test methods specified on each scope of accreditation held by Pace Analytical.

Company Name/Address:
Terracon - Wilmington, NC
2108 Capital Drive
Suite 103
Wilmington, NC 28405

Billing Information:
Accounts Payable
2108 Capital Drive
Suite 103
Wilmington, NC 28405

Report to: **Danielle Foster**

Email To: **danielle.foster@terracon.com;nick.lin**

Project Description: MCAS Cherry Point

City/State Collected: Havelock, NC

Please Circle: PT MT CT (ET)

Phone: **910-229-8597**

Client Project # K625P194

Lab Project # **TERRACWNC-CHERRY POI**

Collected by (print): Baylee Kurtz

Site/Facility ID # MCAS CP

P.O. #

Collected by (signature): Baylee Kurtz

Immediately Packed on Ice N ____ Y X

Rush? (Lab MUST Be Notified)
____ Same Day ____ Five Day
____ Next Day ____ 5 Day (Rad Only)
____ Two Day X 10 Day (Rad Only)
____ Three Day

Quote #

Date Results Needed: Standard

Analysis / Container / Preservative

Chain of Custody Page 1 of 1

Pace
PEOPLE ADVANCING SCIENCE
12065 Lebanon Rd Mount Juliet, TN 37122
Phone: 615-758-5858 Alt: 800-767-5859

Submitting a sample via this chain of custody constitutes acknowledgment and acceptance of the Pace Terms and Conditions found at: https://info.pacelabs.com/hubfs/pas-standard-terms.pdf

SDG # L943425

C119

Acctnum: **TERRACWNC**
Template: **T286010**
Prelogin: **P1197574**
PM: **Heather Wagner**
PB:
Shipped Via:

Sample ID	Comp/Grab	Matrix*	Depth	Date	Time	No. of Cntrs	DOD 6010 TAL Metals	DOD RCI	DOD8270TCL	DODDRO	DODPaint Filter	DODGRO	DODV8260BTEX	DODV8260TCL	DOD PFAS 1633	DOD Full TCLP+TCLP PCB	Remarks	Sample # (lab only)
CP-P292-S1-IDW-SOLID	G	IDW	—	1-8-26	1245	5		X		X	X	X	X		X	X		01
CP-P292-S1-IDW-Liquid	G	IDW	—	1-8-26	1230	15		X		X	X	X	X		X	X		02

AB 01/10/2026

* Matrix:
SS - Soil **AIR** - Air **F** - Filter
GW - Groundwater **B** - Bioassay
WW - WasteWater
DW - Drinking Water
OT - Other_____

Remarks:

pH _____ Temp _____
Flow Other

Samples returned via:
__ UPS __ FedEx __ Courier __ _____

Tracking # 792091888678

PH – 10BDH07251
TRC – 5090A93

Sample Receipt Checklist
COC Seal Present/Intact: __NP X Y __N
COC Signed/Accurate: __Y __N
Bottles arrive intact: X Y __N
Correct bottles used: __Y __N
Sufficient volume sent: __Y __N
If Applicable
VOA Zero Headspace: __Y __N
Preservation Correct/Checked: __Y __N
RAD Screen <0.5 mR/hr: X Y __N

Relinquished by : (Signature)	Date:	Time:	Received by: (Signature)	Trip Blank Received: Yes / No HCL / MeoH TBR
Relinquished by : (Signature)	Date:	Time:	Received by: (Signature)	Temp: °C Bottles Received: TBA 9 4.8 +0=4.8 20
Relinquished by : (Signature)	Date:	Time:	Received for lab by: (Signature)	Date: 01/10/2026 Time: 0900

If preservation required by Login: Date/Time

Hold:

Condition: NCF / OK

Report of Analysis

Pace Analytical LLC
12065 Lebanon Rd.
Mt. Juliet, TN 37122
Attention: Jimmy Huckaba

Project Name: L1934425

Project Number: WG2673312

Lot Number:**BA13002**

Date Completed:01/29/2026

01/30/2026 5:19 AM
Approved and released by:
Project Manager II: **Edward Barnett**

The electronic signature above is the equivalent of a handwritten signature.
This report shall not be reproduced, except in its entirety, without the written approval of Pace Analytical Services, LLC.

Pace Analytical Services, LLC (*formerly Shealy Environmental Services, Inc.*)
106 Vantage Point Drive West Columbia, SC 29172
Tel: 803-791-9700 Fax: 803-791-9111 www.pacelabs.com

Case Narrative
Pace Analytical LLC
Lot Number: BA13002

This Report of Analysis contains the analytical result(s) for the sample(s) listed on the Sample Summary following this Case Narrative. The sample receiving date is documented in the header information associated with each sample.

All results listed in this report relate only to the samples that are contained within this report. Where sampling is conducted by the client, results relate to the accuracy of the information provided, and as the samples are received.

Sample receipt, sample analysis, and data review have been performed in accordance with the most current approved The NELAC Institute (TNI) standards, the Pace Analytical Services, LLC ("Pace") Laboratory Quality Manual, standard operating procedures (SOPs), and Pace policies. Additionally, the DoD QSM version 6.0 has been followed for these samples. Any exceptions to the TNI standards, the Laboratory Quality Manual, SOPs, the DoD QSM, or policies are qualified on the results page or discussed below.

Pace - West Columbia is a DOD/DOE accredited laboratory; however, the following subcontract laboratories do not hold DOD/DOE certification: Schnabel Engineering, Bunnell Lammons Engineering (BLE), and Pace - Sheridan Terra (WY). The use of these subcontract laboratories is approved by the customer prior to sample shipment.

Pace is a TNI accredited laboratory; however, the following analyses are currently not listed on our TNI scope accreditation: 11-Chloroeicosafluoro-3-oxaundecane-1-sulfonic acid (11Cl-PF3OUdS), 2H,2H,3H,3H-Perfluorooctanoic acid (5:3FTCA), 3-Perfluoroheptyl propanoic acid (7:3FTCA), 3-Perfluoropropyl propanoic acid (3:3FTCA), 4,8-Dioxa-3H-perfluorononanoic acid (ADONA), 9-Chlorohexadecafluoro-3-oxanonane-1-sulfonic acid (9Cl-PF3ONS), Hexafluoropropylene oxide dimer acid (HFPO-DA), N-ethyl perfluorooctanesulfonamide (NEtFOSA), N-ethyl perfluorooctanesulfonamidoethanol (NEtFOSE), N-methyl perfluorooctanesulfonamide (NMeFOSA), N-methyl perfluorooctanesulfonamidoethanol (NMeFOSE), Nonafluoro-3,6-dioxaheptanoic acid (NFDHA), Perfluoro(2-ethoxyethane)sulfonic acid (PFEESA), Perfluoro-3-methoxypropanoic acid (PFMPA), Perfluoro-4-methoxybutanoic acid (PFMBA), Perfluorododecanesulfonic acid (PFDoS), Perfluoropropanoic acid (PFPrA), 2H-perfluoro-2-octenoic acid (FHUEA), 2H-perfluoro-2-decenoic acid (FOUEA), Lithium Bis(trifluoromethane)sulfonimide (HQ-115) by EPA Method 8327. Perfluoropropanoic acid (PFPrA) and Bis (trifluoromethylsulfonyl)amine (TFSI) by EPA Method 1633.

Manual integration summaries are provided at the end of this report when applicable.

Where applicable, all soil sample results (including LOQ and DL if requested) are corrected for dry weight unless flagged with a "W" qualifier.

PFAS

The low-level laboratory control sample (LLCS) for prep batch 29264 exceeded acceptance criteria for the following analyte: 5:3FTCA. The analyte was biased high and was not detected in the sample affected: BA13002-002.

BA13002-002 (CP-P292-SI-IDW-LIQUID) (Run 1) (Analysis Batch 29291) (Prep Batch 29264) PFAS 1633LV Method List (DOD QSM 6.0) (Refrigerated)

Sample Summary
Pace Analytical LLC
Lot Number: BA13002

Sample Number	Sample ID	Matrix	Date Sampled	Date Received
001	CP-P292-SI-IDW-SOLID	Solid	01/08/2026 1245	01/13/2026
002	CP-P292-SI-IDW-LIQUID	Aqueous	01/08/2026 1230	01/13/2026

(2 samples)

Detection Summary
Pace Analytical LLC
Lot Number: BA13002

Sample	Sample ID	Matrix	Parameter	Method	Result	Q	Units	Page
002	CP-P292-SI-IDW-LIQUID	Aqueous	PFBA	1633	8.3	M-03	ng/L	8
002	CP-P292-SI-IDW-LIQUID	Aqueous	PFDA	1633	2.2	M-03	ng/L	8
002	CP-P292-SI-IDW-LIQUID	Aqueous	PFDoA	1633	0.32	JM-03	ng/L	8
002	CP-P292-SI-IDW-LIQUID	Aqueous	PFHpA	1633	3.9	M-03	ng/L	8
002	CP-P292-SI-IDW-LIQUID	Aqueous	PFHxS	1633	14	M-03	ng/L	8
002	CP-P292-SI-IDW-LIQUID	Aqueous	PFHxA	1633	4.9	M-03	ng/L	8
002	CP-P292-SI-IDW-LIQUID	Aqueous	PFNA	1633	2.1	M-03	ng/L	8
002	CP-P292-SI-IDW-LIQUID	Aqueous	PFOS	1633	29	M-03	ng/L	8
002	CP-P292-SI-IDW-LIQUID	Aqueous	PFOA	1633	11	M-03	ng/L	8
002	CP-P292-SI-IDW-LIQUID	Aqueous	PFPeA	1633	3.8	M-03	ng/L	8
002	CP-P292-SI-IDW-LIQUID	Aqueous	PFPrA	1633	970	M-03	ng/L	8

(11 detections)

PFAS by LC/MS/MS

Client: **Pace Analytical LLC**
Laboratory ID: **BA13002-001**
Description: **CP-P292-SI-IDW-SOLID**
Matrix: **Solid**
Date Sampled: **01/08/2026 1245**
% Solids: **85.2** **01/13/2026 1613**
Date Received: **01/13/2026**

Run	Prep Method	Analytical Method	Dilution	Analysis Date	Analyst	Prep Date	Batch
1	1633	1633	1	01/22/2026 1837	JWG	01/16/2026 0716	29297

Parameter	CAS Number	Analytical Method	Result	Q	LOQ	LOD	DL	Units	Run
Bis(trifluoromethylsulfonyl)amine (TFSI)	82113-65-3	1633	0.21	U	0.41	0.21	0.078	ng/g	1
11-chloroeicosafluoro-3-oxaundecane-1-sulfonic acid (11Cl-PF3...)	763051-92-9	1633	0.39	U	0.82	0.39	0.21	ng/g	1
9-Chlorohexadecafluoro-3-oxanonane-1-sulfonic acid (9Cl-PF3ONS)	756426-58-1	1633	0.38	U	0.82	0.38	0.22	ng/g	1
4,8-Dioxa-3H-perfluorononanoic acid (ADONA)	919005-14-4	1633	0.39	U	0.82	0.39	0.19	ng/g	1
1H,1H,2H,2H-Perfluorodecane sulfonic acid (8:2FTS)	39108-34-4	1633	0.39	U	0.82	0.39	0.25	ng/g	1
1H,1H,2H,2H-Perfluorohexane sulfonic acid (4:2FTS)	757124-72-4	1633	0.38	U	0.82	0.38	0.30	ng/g	1
1H,1H,2H,2H-Perfluorooctane sulfonic acid (6:2FTS)	27619-97-2	1633	0.58	U	0.82	0.58	0.53	ng/g	1
2H,2H,3H,3H-Perfluorooctanoic acid (5:3FTCA)	914637-49-3	1633	2.6	U	5.1	2.6	1.7	ng/g	1
Hexafluoropropylene oxide dimer acid (HFPO-DA)	13252-13-6	1633	0.41	U	0.82	0.41	0.22	ng/g	1
N-ethyl perfluorooctanesulfonamide (NEtFOSA)	4151-50-2	1633	0.10	U	0.20	0.10	0.081	ng/g	1
N-ethyl perfluorooctanesulfonamidoacetic acid (NEtFOSAA)	2991-50-6	1633	0.10	U	0.20	0.10	0.091	ng/g	1
N-ethyl perfluorooctanesulfonamidoethanol (NEtFOSE)	1691-99-2	1633	1.0	U	2.0	1.0	0.69	ng/g	1
N-methyl perfluorooctanesulfonamide (NMeFOSA)	31506-32-8	1633	0.10	U	0.20	0.10	0.061	ng/g	1
N-methyl perfluorooctanesulfonamidoacetic acid (NMeFOSAA)	2355-31-9	1633	0.15	U	0.20	0.15	0.15	ng/g	1
N-methyl perfluorooctanesulfonamidoethanol (NMeFOSE)	24448-09-7	1633	1.0	U	2.0	1.0	0.66	ng/g	1
Nonafluoro-3,6-dioxaheptanoic acid (NFDHA)	151772-58-6	1633	0.21	U	0.41	0.21	0.16	ng/g	1
Perfluoro(2-ethoxyethane)sulfonic acid (PFEESA)	113507-82-7	1633	0.18	U	0.41	0.18	0.080	ng/g	1
Perfluoro-3-methoxypropanoic acid (PFMPA)	377-73-1	1633	0.21	U	0.41	0.21	0.14	ng/g	1
Perfluoro-4-methoxybutanoic acid (PFMBA)	863090-89-5	1633	0.21	U	0.41	0.21	0.14	ng/g	1
Perfluorobutanesulfonic acid (PFBS)	375-73-5	1633	0.089	U	0.20	0.089	0.081	ng/g	1
Perfluorobutanoic acid (PFBA)	375-22-4	1633	0.41	U	0.82	0.41	0.26	ng/g	1
Perfluorodecanesulfonic acid (PFDS)	335-77-3	1633	0.10	U	0.20	0.10	0.041	ng/g	1
Perfluorodecanoic acid (PFDA)	335-76-2	1633	0.15	U	0.20	0.15	0.11	ng/g	1
Perfluorododecanesulfonic acid (PFDoS)	79780-39-5	1633	0.10	U	0.20	0.10	0.069	ng/g	1
Perfluorododecanoic acid (PFDoA)	307-55-1	1633	0.10	U	0.20	0.10	0.099	ng/g	1
Perfluoroheptanesulfonic acid (PFHpS)	375-92-8	1633	0.10	U	0.20	0.10	0.084	ng/g	1
Perfluoroheptanoic acid (PFHpA)	375-85-9	1633	0.10	U	0.20	0.10	0.066	ng/g	1
3-Perfluoroheptyl propanoic acid (7:3FTCA)	812-70-4	1633	2.6	U	5.1	2.6	1.8	ng/g	1
Perfluorohexanesulfonic acid (PFHxS)	355-46-4	1633	0.091	U	0.20	0.091	0.066	ng/g	1
Perfluorohexanoic acid (PFHxA)	307-24-4	1633	0.10	U	0.20	0.10	0.039	ng/g	1
Perfluorononanesulfonic acid (PFNS)	68259-12-1	1633	0.10	U	0.20	0.10	0.086	ng/g	1
Perfluorononanoic acid (PFNA)	375-95-1	1633	0.10	U	0.20	0.10	0.098	ng/g	1
Perfluorooctanesulfonamide (PFOSA)	754-91-6	1633	0.10	U	0.20	0.10	0.080	ng/g	1
Perfluorooctanesulfonic acid (PFOS)	1763-23-1	1633	0.14	UM-03	0.20	0.14	0.12	ng/g	1
Perfluorooctanoic acid (PFOA)	335-67-1	1633	0.15	U	0.20	0.15	0.11	ng/g	1
Perfluoropentanesulfonic acid (PFPeS)	2706-91-4	1633	0.094	U	0.20	0.094	0.052	ng/g	1
Perfluoropentanoic acid (PFPeA)	2706-90-3	1633	0.21	UM-03	0.41	0.21	0.16	ng/g	1
Perfluoropropanoic acid (PFPrA)	422-64-0	1633	0.74	U	0.82	0.74	0.69	ng/g	1
3-Perfluoropropyl propanoic acid (3:3FTCA)	356-02-5	1633	0.75	U	1.0	0.75	0.55	ng/g	1
Perfluorotetradecanoic acid (PFTeDA)	376-06-7	1633	0.10	U	0.20	0.10	0.10	ng/g	1
Perfluorotridecanoic acid (PFTrDA)	72629-94-8	1633	0.10	U	0.20	0.10	0.059	ng/g	1
Perfluoroundecanoic acid (PFUnA)	2058-94-8	1633	0.10	U	0.20	0.10	0.10	ng/g	1

LOQ = Limit of Quantitation	B = Detected in the method blank	E = Quantitation of compound exceeded the calibration range	DL = Detection Limit	Q = Surrogate failure
U = Not detected at or above the LOD	N = Recovery is out of criteria	P = The RPD between two GC columns exceeds 40%	J = Estimated result < LOQ and ≥ DL	L = LCS/LCSD failure
H = Out of holding time	W = Reported on wet weight basis	LOD = Limit of Detection		S = MS/MSD failure

Pace Analytical Services, LLC *(formerly Shealy Environmental Services, Inc.)*
106 Vantage Point Drive West Columbia, SC 29172 (803) 791-9700 Fax (803) 791-9111 www.pacelabs.com

PFAS by LC/MS/MS

Client:	**Pace Analytical LLC**	Laboratory ID:	**BA13002-001**
Description:	**CP-P292-SI-IDW-SOLID**	Matrix:	**Solid**
Date Sampled:	**01/08/2026 1245**	% Solids:	**85.2 01/13/2026 1613**
Date Received:	**01/13/2026**		

Run	Prep Method	Analytical Method	Dilution	Analysis Date	Analyst	Prep Date	Batch
1	1633	1633	1	01/22/2026 1837	JWG	01/16/2026 0716	29297

Surrogate	Q	Run 1 % Recovery	Acceptance Limits
13C2-4:2FTS		107	40-165
13C2-6:2FTS		110	40-215
13C2-8:2FTS		104	40-275
13C8-PFOSA		92	40-130
D5-NEtFOSA		56	10-130
D3-NMeFOSA		66	10-130
D5-NEtFOSAA		88	40-150
D3-NMeFOSAA		95	40-135
13C4-PFBA		100	8-130
13C5-PFPeA		96	35-130
13C5-PFHxA		96	40-130
13C4-PFHpA		98	40-130
13C8-PFOA		97	40-130
13C9-PFNA		101	40-130
13C6-PFDA		105	40-130
13C3-PFBS		108	40-135
13C3-PFHxS		109	40-130
13C8-PFOS		104	40-130
13C7-PFUnA		106	40-130
13C2-PFDoA		80	40-130
13C2-PFTeDA		62	20-130
13C3-HFPO-DA		96	40-130
D7-NMeFOSE		81	20-130
D9-NEtFOSE	M-03	76	15-130
13C3-PFPrA		78	8-130

LOQ = Limit of Quantitation	B = Detected in the method blank	E = Quantitation of compound exceeded the calibration range	DL = Detection Limit	Q = Surrogate failure
U = Not detected at or above the LOD	N = Recovery is out of criteria	P = The RPD between two GC columns exceeds 40%	J = Estimated result < LOQ and ≥ DL	L = LCS/LCSD failure
H = Out of holding time	W = Reported on wet weight basis	LOD = Limit of Detection		S = MS/MSD failure

Pace Analytical Services, LLC *(formerly Shealy Environmental Services, Inc.)*
106 Vantage Point Drive West Columbia, SC 29172 (803) 791-9700 Fax (803) 791-9111 www.pacelabs.com

PFAS by LC/MS/MS

Client: **Pace Analytical LLC** Laboratory ID: **BA13002-002**

Description: **CP-P292-SI-IDW-LIQUID** Matrix: **Aqueous**

Date Sampled: **01/08/2026 1230**

Date Received: **01/13/2026**

Run	Prep Method	Analytical Method	Dilution	Analysis Date	Analyst	Prep Date	Batch
1	1633	1633	1	01/16/2026 0001	BWS	01/14/2026 1035	29264
2	1633	1633	1	01/22/2026 2040	BWS	01/19/2026 0909	29314

Parameter	CAS Number	Analytical Method	Result	Q	LOQ	LOD	DL	Units	Run
Bis(trifluoromethylsulfonyl)amine (TFSI)	82113-65-3	1633	1.4	U	2.8	1.4	0.45	ng/L	1
11-chloroeicosafluoro-3-oxaundecane-1-sulfonic acid (11Cl-PF3...)	763051-92-9	1633	2.7	U	5.7	2.7	0.84	ng/L	1
9-Chlorohexadecafluoro-3-oxanonane-1-sulfonic acid (9Cl-PF3ONS)	756426-58-1	1633	2.7	U	5.7	2.7	0.94	ng/L	1
4,8-Dioxa-3H-perfluorononanoic acid (ADONA)	919005-14-4	1633	2.7	U	5.7	2.7	0.90	ng/L	1
1H,1H,2H,2H-Perfluorodecane sulfonic acid (8:2FTS)	39108-34-4	1633	2.8	U	5.7	2.8	2.2	ng/L	1
1H,1H,2H,2H-Perfluorohexane sulfonic acid (4:2FTS)	757124-72-4	1633	2.7	U	5.7	2.7	1.5	ng/L	1
1H,1H,2H,2H-Perfluorooctane sulfonic acid (6:2FTS)	27619-97-2	1633	2.7	U	5.7	2.7	1.8	ng/L	1
2H,2H,3H,3H-Perfluorooctanoic acid (5:3FTCA)	914637-49-3	1633	18	UL	36	18	5.9	ng/L	1
Hexafluoropropylene oxide dimer acid (HFPO-DA)	13252-13-6	1633	2.9	U	5.7	2.9	1.0	ng/L	1
N-ethyl perfluorooctanesulfonamide (NEtFOSA)	4151-50-2	1633	0.70	U	1.4	0.70	0.39	ng/L	1
N-ethyl perfluorooctanesulfonamidoacetic acid (NEtFOSAA)	2991-50-6	1633	1.1	U	1.4	1.1	0.82	ng/L	1
N-ethyl perfluorooctanesulfonamidoethanol (NEtFOSE)	1691-99-2	1633	7.0	U	14	7.0	2.7	ng/L	1
N-methyl perfluorooctanesulfonamide (NMeFOSA)	31506-32-8	1633	0.70	U	1.4	0.70	0.26	ng/L	1
N-methyl perfluorooctanesulfonamidoacetic acid (NMeFOSAA)	2355-31-9	1633	0.70	U	1.4	0.70	0.26	ng/L	1
N-methyl perfluorooctanesulfonamidoethanol (NMeFOSE)	24448-09-7	1633	7.0	U	14	7.0	2.9	ng/L	1
Nonafluoro-3,6-dioxaheptanoic acid (NFDHA)	151772-58-6	1633	1.4	U	2.8	1.4	0.70	ng/L	1
Perfluoro(2-ethoxyethane)sulfonic acid (PFEESA)	113507-82-7	1633	1.2	U	2.8	1.2	0.27	ng/L	1
Perfluoro-3-methoxypropanoic acid (PFMPA)	377-73-1	1633	1.4	U	2.8	1.4	0.64	ng/L	1
Perfluoro-4-methoxybutanoic acid (PFMBA)	863090-89-5	1633	1.4	U	2.8	1.4	0.47	ng/L	1
Perfluorobutanesulfonic acid (PFBS)	375-73-5	1633	1.2	U	1.4	1.2	1.1	ng/L	1
Perfluorobutanoic acid (PFBA)	**375-22-4**	**1633**	**8.3**	**M-03**	**5.7**	**2.9**	**0.84**	**ng/L**	**1**
Perfluorodecanesulfonic acid (PFDS)	335-77-3	1633	0.67	U	1.4	0.67	0.36	ng/L	2
Perfluorodecanoic acid (PFDA)	**335-76-2**	**1633**	**2.2**	**M-03**	**1.4**	**0.70**	**0.44**	**ng/L**	**1**
Perfluorododecanesulfonic acid (PFDoS)	79780-39-5	1633	0.67	U	1.4	0.67	0.32	ng/L	1
Perfluorododecanoic acid (PFDoA)	**307-55-1**	**1633**	**0.32**	**JM-03**	**1.4**	**0.70**	**0.17**	**ng/L**	**1**
Perfluoroheptanesulfonic acid (PFHpS)	375-92-8	1633	0.67	U	1.4	0.67	0.52	ng/L	1
Perfluoroheptanoic acid (PFHpA)	**375-85-9**	**1633**	**3.9**	**M-03**	**1.4**	**0.70**	**0.28**	**ng/L**	**1**
3-Perfluoroheptyl propanoic acid (7:3FTCA)	812-70-4	1633	18	U	36	18	7.2	ng/L	1
Perfluorohexanesulfonic acid (PFHxS)	**355-46-4**	**1633**	**14**	**M-03**	**1.4**	**0.64**	**0.63**	**ng/L**	**1**
Perfluorohexanoic acid (PFHxA)	**307-24-4**	**1633**	**4.9**	**M-03**	**1.4**	**0.70**	**0.21**	**ng/L**	**1**
Perfluorononanesulfonic acid (PFNS)	68259-12-1	1633	0.67	U	1.4	0.67	0.41	ng/L	1
Perfluorononanoic acid (PFNA)	**375-95-1**	**1633**	**2.1**	**M-03**	**1.4**	**0.70**	**0.54**	**ng/L**	**1**
Perfluorooctanesulfonamide (PFOSA)	754-91-6	1633	0.70	U	1.4	0.70	0.25	ng/L	1
Perfluorooctanesulfonic acid (PFOS)	**1763-23-1**	**1633**	**29**	**M-03**	**1.4**	**0.65**	**0.49**	**ng/L**	**1**
Perfluorooctanoic acid (PFOA)	**335-67-1**	**1633**	**11**	**M-03**	**1.4**	**0.70**	**0.65**	**ng/L**	**1**
Perfluoropentanesulfonic acid (PFPeS)	2706-91-4	1633	0.66	U	1.4	0.66	0.39	ng/L	1
Perfluoropentanoic acid (PFPeA)	**2706-90-3**	**1633**	**3.8**	**M-03**	**2.8**	**1.4**	**0.39**	**ng/L**	**1**
Perfluoropropanoic acid (PFPrA)	**422-64-0**	**1633**	**970**	**M-03**	**5.7**	**2.9**	**2.2**	**ng/L**	**1**
3-Perfluoropropyl propanoic acid (3:3FTCA)	356-02-5	1633	3.6	U	7.1	3.6	1.3	ng/L	1
Perfluorotetradecanoic acid (PFTeDA)	376-06-7	1633	0.70	U	1.4	0.70	0.38	ng/L	1
Perfluorotridecanoic acid (PFTrDA)	72629-94-8	1633	0.70	U	1.4	0.70	0.54	ng/L	1
Perfluoroundecanoic acid (PFUnA)	2058-94-8	1633	1.1	U	1.4	1.1	0.72	ng/L	1

LOQ = Limit of Quantitation	B = Detected in the method blank	E = Quantitation of compound exceeded the calibration range	DL = Detection Limit	Q = Surrogate failure
U = Not detected at or above the LOD	N = Recovery is out of criteria	P = The RPD between two GC columns exceeds 40%	J = Estimated result < LOQ and ≥ DL	L = LCS/LCSD failure
H = Out of holding time	W = Reported on wet weight basis	LOD = Limit of Detection		S = MS/MSD failure

Pace Analytical Services, LLC *(formerly Shealy Environmental Services, Inc.)*
106 Vantage Point Drive West Columbia, SC 29172 (803) 791-9700 Fax (803) 791-9111 www.pacelabs.com

PFAS by LC/MS/MS

Client: **Pace Analytical LLC**
Laboratory ID: **BA13002-002**
Description: **CP-P292-SI-IDW-LIQUID**
Matrix: **Aqueous**
Date Sampled: **01/08/2026 1230**
Date Received: **01/13/2026**

Run	Prep Method	Analytical Method	Dilution	Analysis Date	Analyst	Prep Date	Batch
1	1633	1633	1	01/16/2026 0001	BWS	01/14/2026 1035	29264
2	1633	1633	1	01/22/2026 2040	BWS	01/19/2026 0909	29314

Surrogate	Q	Run 1 % Recovery	Acceptance Limits	Q	Run 2 % Recovery	Acceptance Limits
13C2-4:2FTS		105	40-200		97	40-200
13C2-6:2FTS		132	40-200		106	40-200
13C2-8:2FTS	M-03	97	40-300		72	40-300
13C8-PFOSA		100	40-130		82	40-130
D5-NEtFOSA	M-03	58	10-130		49	10-130
D3-NMeFOSA		71	10-130		51	10-130
D5-NEtFOSAA	M-03	117	25-135		79	25-135
D3-NMeFOSAA		88	40-170	M-03	73	40-170
13C4-PFBA	M-03	104	5-130		84	5-130
13C5-PFPeA		109	40-130		100	40-130
13C5-PFHxA		95	40-130		103	40-130
13C4-PFHpA		107	40-130		100	40-130
13C8-PFOA		96	40-130		110	40-130
13C9-PFNA		93	40-130		104	40-130
13C6-PFDA		98	40-130		94	40-130
13C3-PFBS	M-03	94	40-135		98	40-135
13C3-PFHxS		107	40-130		96	40-130
13C8-PFOS		122	40-130		95	40-130
13C7-PFUnA		115	30-130		92	30-130
13C2-PFDoA		106	10-130		96	10-130
13C2-PFTeDA	M-03	67	10-130		68	10-130
13C3-HFPO-DA		99	40-130		100	40-130
D7-NMeFOSE		74	10-130		60	10-130
D9-NEtFOSE	M-03	74	10-130		56	10-130
13C3-PFPrA		13	5-130		59	5-130

LOQ = Limit of Quantitation	B = Detected in the method blank	E = Quantitation of compound exceeded the calibration range	DL = Detection Limit	Q = Surrogate failure
U = Not detected at or above the LOD	N = Recovery is out of criteria	P = The RPD between two GC columns exceeds 40%	J = Estimated result < LOQ and ≥ DL	L = LCS/LCSD failure
H = Out of holding time	W = Reported on wet weight basis	LOD = Limit of Detection		S = MS/MSD failure

Pace Analytical Services, LLC *(formerly Shealy Environmental Services, Inc.)*
106 Vantage Point Drive West Columbia, SC 29172 (803) 791-9700 Fax (803) 791-9111 www.pacelabs.com

QC Summary

PFAS by LC/MS/MS - MB

Sample ID: BQ29264-001
Batch: 29264
Analytical Method: 1633

Matrix: Aqueous
Prep Method: 1633
Prep Date: 01/14/2026 1035

Parameter	Result	Q	Dil	LOQ	LOD	DL	Units	Analysis Date
TFSI	1.6	U	1	3.2	1.6	0.51	ng/L	01/15/2026 2321
11Cl-PF3OUdS	3.0	U	1	6.4	3.0	0.95	ng/L	01/15/2026 2321
9Cl-PF3ONS	3.0	U	1	6.4	3.0	1.1	ng/L	01/15/2026 2321
ADONA	3.0	U	1	6.4	3.0	1.0	ng/L	01/15/2026 2321
8:2FTS	3.1	U	1	6.4	3.1	2.5	ng/L	01/15/2026 2321
4:2FTS	3.0	U	1	6.4	3.0	1.7	ng/L	01/15/2026 2321
6:2FTS	3.0	U	1	6.4	3.0	2.1	ng/L	01/15/2026 2321
5:3FTCA	20	U	1	40	20	6.6	ng/L	01/15/2026 2321
HFPO-DA	3.2	U	1	6.4	3.2	1.1	ng/L	01/15/2026 2321
NEtFOSA	0.80	U	1	1.6	0.80	0.44	ng/L	01/15/2026 2321
NEtFOSAA	1.2	U	1	1.6	1.2	0.93	ng/L	01/15/2026 2321
NEtFOSE	8.0	U	1	16	8.0	3.0	ng/L	01/15/2026 2321
NMeFOSA	0.80	U	1	1.6	0.80	0.30	ng/L	01/15/2026 2321
NMeFOSAA	0.80	U	1	1.6	0.80	0.30	ng/L	01/15/2026 2321
NMeFOSE	8.0	U	1	16	8.0	3.3	ng/L	01/15/2026 2321
NFDHA	1.6	U	1	3.2	1.6	0.79	ng/L	01/15/2026 2321
PFEESA	1.4	U	1	3.2	1.4	0.30	ng/L	01/15/2026 2321
PFMPA	1.6	U	1	3.2	1.6	0.72	ng/L	01/15/2026 2321
PFMBA	1.6	U	1	3.2	1.6	0.53	ng/L	01/15/2026 2321
PFBS	1.4	U	1	1.6	1.4	1.2	ng/L	01/15/2026 2321
PFBA	3.2	U	1	6.4	3.2	0.95	ng/L	01/15/2026 2321
PFDA	0.80	U	1	1.6	0.80	0.49	ng/L	01/15/2026 2321
PFDoS	0.77	U	1	1.6	0.77	0.36	ng/L	01/15/2026 2321
PFDoA	0.80	U	1	1.6	0.80	0.19	ng/L	01/15/2026 2321
PFHpS	0.76	U	1	1.6	0.76	0.58	ng/L	01/15/2026 2321
PFHpA	0.80	U	1	1.6	0.80	0.32	ng/L	01/15/2026 2321
7:3FTCA	20	U	1	40	20	8.1	ng/L	01/15/2026 2321
PFHxS	0.73	U	1	1.6	0.73	0.71	ng/L	01/15/2026 2321
PFHxA	0.80	U	1	1.6	0.80	0.24	ng/L	01/15/2026 2321
PFNS	0.77	U	1	1.6	0.77	0.47	ng/L	01/15/2026 2321
PFNA	0.80	U	1	1.6	0.80	0.61	ng/L	01/15/2026 2321
PFOSA	0.80	U	1	1.6	0.80	0.29	ng/L	01/15/2026 2321
PFOS	0.74	UM-03	1	1.6	0.74	0.55	ng/L	01/15/2026 2321
PFOA	0.80	U	1	1.6	0.80	0.73	ng/L	01/15/2026 2321
PFPeS	0.75	U	1	1.6	0.75	0.44	ng/L	01/15/2026 2321
PFPeA	1.6	U	1	3.2	1.6	0.44	ng/L	01/15/2026 2321
PFPrA	3.2	UM-03	1	6.4	3.2	2.5	ng/L	01/15/2026 2321
3:3FTCA	4.0	U	1	8.0	4.0	1.5	ng/L	01/15/2026 2321
PFTeDA	0.80	U	1	1.6	0.80	0.43	ng/L	01/15/2026 2321
PFTrDA	0.80	U	1	1.6	0.80	0.61	ng/L	01/15/2026 2321
PFUnA	1.2	U	1	1.6	1.2	0.82	ng/L	01/15/2026 2321

Surrogate	Q	% Rec	Acceptance Limit
13C2-4:2FTS		115	40-200

LOQ = Limit of Quantitation
DL = Detection Limit
LOD = Limit of Detection

U = Not detected at or above the LOD
J = Estimated result < LOQ and ≥ DL
* = RSD is out of criteria

N = Recovery is out of criteria
P = The RPD between two GC columns exceeds 40%
+ = RPD is out of criteria

Note: Calculations are performed before rounding to avoid round-off errors in calculated results

PFAS by LC/MS/MS - MB

Sample ID: BQ29264-001
Batch: 29264
Analytical Method: 1633

Matrix: Aqueous
Prep Method: 1633
Prep Date: 01/14/2026 1035

Surrogate	Q	% Rec	Acceptance Limit
13C2-6:2FTS		130	40-200
13C2-8:2FTS	M-03	119	40-300
13C8-PFOSA		111	40-130
D5-NEtFOSA		87	10-130
D3-NMeFOSA		92	10-130
D5-NEtFOSAA		104	25-135
D3-NMeFOSAA		100	40-170
13C4-PFBA	M-03	112	5-130
13C5-PFPeA		116	40-130
13C5-PFHxA		104	40-130
13C4-PFHpA		106	40-130
13C8-PFOA		107	40-130
13C9-PFNA		108	40-130
13C6-PFDA	M-03	99	40-130
13C3-PFBS		93	40-135
13C3-PFHxS		112	40-130
13C8-PFOS		107	40-130
13C7-PFUnA		84	30-130
13C2-PFDoA		77	10-130
13C2-PFTeDA	M-03	83	10-130
13C3-HFPO-DA		105	40-130
D7-NMeFOSE	M-03	113	10-130
D9-NEtFOSE	M-03	111	10-130
13C3-PFPrA		123	5-130

LOQ = Limit of Quantitation
DL = Detection Limit
LOD = Limit of Detection

U = Not detected at or above the LOD
J = Estimated result < LOQ and ≥ DL
* = RSD is out of criteria

N = Recovery is out of criteria
P = The RPD between two GC columns exceeds 40%
+ = RPD is out of criteria

Note: Calculations are performed before rounding to avoid round-off errors in calculated results

PFAS by LC/MS/MS - LCS

Sample ID: BQ29264-002
Batch: 29264
Analytical Method: 1633

Matrix: Aqueous
Prep Method: 1633
Prep Date: 01/14/2026 1035

Parameter	Spike Amount (ng/L)	Result (ng/L)	Q	Dil	% Rec	%Rec Limit	Analysis Date
TFSI	78	90		1	115	70-140	01/15/2026 2332
11Cl-PF3OUdS	150	100		1	68	55-160	01/15/2026 2332
9Cl-PF3ONS	150	130		1	90	70-155	01/15/2026 2332
ADONA	150	160		1	106	65-145	01/15/2026 2332
8:2FTS	150	170		1	110	60-150	01/15/2026 2332
4:2FTS	150	160		1	106	70-145	01/15/2026 2332
6:2FTS	150	150		1	99	65-155	01/15/2026 2332
5:3FTCA	1000	1300		1	127	70-135	01/15/2026 2332
HFPO-DA	160	170		1	108	70-140	01/15/2026 2332
NEtFOSA	40	41	M-03	1	103	65-145	01/15/2026 2332
NEtFOSAA	40	40	M-03	1	100	70-145	01/15/2026 2332
NEtFOSE	400	410	M-03	1	102	70-135	01/15/2026 2332
NMeFOSA	40	40	M-03	1	101	60-150	01/15/2026 2332
NMeFOSAA	40	34	M-03	1	84	50-140	01/15/2026 2332
NMeFOSE	400	410	M-03	1	104	70-145	01/15/2026 2332
NFDHA	80	98		1	122	50-150	01/15/2026 2332
PFEESA	71	80		1	113	70-140	01/15/2026 2332
PFMPA	80	83	M-03	1	103	55-140	01/15/2026 2332
PFMBA	80	78	M-03	1	97	60-150	01/15/2026 2332
PFBS	36	41		1	116	60-145	01/15/2026 2332
PFBA	160	160	M-03	1	100	70-140	01/15/2026 2332
PFDA	40	41	M-03	1	103	70-140	01/15/2026 2332
PFDoS	39	23	M-03	1	59	50-145	01/15/2026 2332
PFDoA	40	42		1	106	70-140	01/15/2026 2332
PFHpS	38	36	M-03	1	95	70-150	01/15/2026 2332
PFHpA	40	41		1	102	70-150	01/15/2026 2332
7:3FTCA	1000	1200	M-03	1	120	50-145	01/15/2026 2332
PFHxS	36	37		1	101	65-145	01/15/2026 2332
PFHxA	40	43		1	107	70-145	01/15/2026 2332
PFNS	38	31	M-03	1	82	65-145	01/15/2026 2332
PFNA	40	40	M-03	1	100	70-150	01/15/2026 2332
PFOSA	40	38	M-03	1	94	70-145	01/15/2026 2332
PFOS	37	31	M-03	1	85	55-150	01/15/2026 2332
PFOA	40	39		1	97	70-150	01/15/2026 2332
PFPeS	38	41	M-03	1	109	65-140	01/15/2026 2332
PFPeA	80	84	M-03	1	105	65-135	01/15/2026 2332
PFPrA	160	160		1	98	70-140	01/15/2026 2332
3:3FTCA	200	250	M-03	1	126	65-130	01/15/2026 2332
PFTeDA	40	32		1	81	60-140	01/15/2026 2332
PFTrDA	40	41	M-03	1	104	65-140	01/15/2026 2332
PFUnA	40	44	M-03	1	110	70-145	01/15/2026 2332

Surrogate	Q	% Rec	Acceptance Limit
13C2-4:2FTS		119	40-200

LOQ = Limit of Quantitation
DL = Detection Limit
LOD = Limit of Detection

U = Not detected at or above the LOD
J = Estimated result < LOQ and ≥ DL
* = RSD is out of criteria

N = Recovery is out of criteria
P = The RPD between two GC columns exceeds 40%
+ = RPD is out of criteria

Note: Calculations are performed before rounding to avoid round-off errors in calculated results

Pace Analytical Services, LLC *(formerly Shealy Environmental Services, Inc.)*
106 Vantage Point Drive West Columbia, SC 29172 (803) 791-9700 Fax (803) 791-9111 www.pacelabs.com

PFAS by LC/MS/MS - LCS

Sample ID: BQ29264-002
Batch: 29264
Analytical Method: 1633

Matrix: Aqueous
Prep Method: 1633
Prep Date: 01/14/2026 1035

Surrogate	Q	% Rec	Acceptance Limit
13C2-6:2FTS		131	40-200
13C2-8:2FTS		119	40-300
13C8-PFOSA		121	40-130
D5-NEtFOSA		81	10-130
D3-NMeFOSA	M-03	84	10-130
D5-NEtFOSAA		103	25-135
D3-NMeFOSAA		112	40-170
13C4-PFBA	M-03	112	5-130
13C5-PFPeA		115	40-130
13C5-PFHxA		100	40-130
13C4-PFHpA		107	40-130
13C8-PFOA		107	40-130
13C9-PFNA	M-03	107	40-130
13C6-PFDA		103	40-130
13C3-PFBS		96	40-135
13C3-PFHxS		109	40-130
13C8-PFOS		122	40-130
13C7-PFUnA		82	30-130
13C2-PFDoA		68	10-130
13C2-PFTeDA		88	10-130
13C3-HFPO-DA		105	40-130
D7-NMeFOSE		117	10-130
D9-NEtFOSE	M-03	119	10-130
13C3-PFPrA		126	5-130

LOQ = Limit of Quantitation
DL = Detection Limit
LOD = Limit of Detection

U = Not detected at or above the LOD
J = Estimated result < LOQ and ≥ DL
* = RSD is out of criteria

N = Recovery is out of criteria
P = The RPD between two GC columns exceeds 40%
+ = RPD is out of criteria

Note: Calculations are performed before rounding to avoid round-off errors in calculated results

PFAS by LC/MS/MS - LCS

Sample ID: BQ29264-102
Batch: 29264
Analytical Method: 1633

Matrix: Aqueous
Prep Method: 1633
Prep Date: 01/14/2026 1035

Parameter	Spike Amount (ng/L)	Result (ng/L)	Q	Dil	% Rec	%Rec Limit	Analysis Date
TFSI	6.3	7.3	M-03	1	116	70-140	01/15/2026 2341
11Cl-PF3OUdS	12	8.4	M-03	1	70	55-160	01/15/2026 2341
9Cl-PF3ONS	12	11	M-03	1	94	70-155	01/15/2026 2341
ADONA	12	13		1	105	65-145	01/15/2026 2341
8:2FTS	12	13	M-03	1	108	60-150	01/15/2026 2341
4:2FTS	12	13	M-03	1	109	70-145	01/15/2026 2341
6:2FTS	12	12	M-03	1	102	65-155	01/15/2026 2341
5:3FTCA	80	110	N	1	139	70-135	01/15/2026 2341
HFPO-DA	13	15		1	118	70-140	01/15/2026 2341
NEtFOSA	3.2	3.4	M-03	1	106	65-145	01/15/2026 2341
NEtFOSAA	3.2	3.8	M-03	1	118	70-145	01/15/2026 2341
NEtFOSE	32	33	M-03	1	105	70-135	01/15/2026 2341
NMeFOSA	3.2	3.7	M-03	1	115	60-150	01/15/2026 2341
NMeFOSAA	3.2	1.9	M-03	1	59	50-140	01/15/2026 2341
NMeFOSE	32	32	M-03	1	101	70-145	01/15/2026 2341
NFDHA	6.4	7.8		1	122	50-150	01/15/2026 2341
PFEESA	5.7	6.8		1	119	70-140	01/15/2026 2341
PFMPA	6.4	7.2	M-03	1	113	55-140	01/15/2026 2341
PFMBA	6.4	6.6	M-03	1	103	60-150	01/15/2026 2341
PFBS	2.8	3.4	M-03	1	121	60-145	01/15/2026 2341
PFBA	13	14	M-03	1	109	70-140	01/15/2026 2341
PFDA	3.2	2.5	M-03	1	77	70-140	01/15/2026 2341
PFDoS	3.1	2.0	M-03	1	66	50-145	01/15/2026 2341
PFDoA	3.2	3.4	M-03	1	107	70-140	01/15/2026 2341
PFHpS	3.0	2.8	M-03	1	93	70-150	01/15/2026 2341
PFHpA	3.2	3.2	M-03	1	101	70-150	01/15/2026 2341
7:3FTCA	80	100		1	130	50-145	01/15/2026 2341
PFHxS	2.9	3.1	M-03	1	106	65-145	01/15/2026 2341
PFHxA	3.2	3.7	M-03	1	116	70-145	01/15/2026 2341
PFNS	3.1	2.3	M-03	1	75	65-145	01/15/2026 2341
PFNA	3.2	4.0	M-03	1	126	70-150	01/15/2026 2341
PFOSA	3.2	3.0	M-03	1	94	70-145	01/15/2026 2341
PFOS	3.0	3.3	M-03	1	113	55-150	01/15/2026 2341
PFOA	3.2	3.3	M-03	1	104	70-150	01/15/2026 2341
PFPeS	3.0	3.1		1	102	65-140	01/15/2026 2341
PFPeA	6.4	6.9	M-03	1	108	65-135	01/15/2026 2341
PFPrA	13	15	M-03	1	119	70-140	01/15/2026 2341
3:3FTCA	16	20		1	126	65-130	01/15/2026 2341
PFTeDA	3.2	2.8	M-03	1	87	60-140	01/15/2026 2341
PFTrDA	3.2	3.8	M-03	1	118	65-140	01/15/2026 2341
PFUnA	3.2	3.6		1	113	70-145	01/15/2026 2341

Surrogate	Q	% Rec	Acceptance Limit
13C2-4:2FTS		112	40-200

LOQ = Limit of Quantitation
DL = Detection Limit
LOD = Limit of Detection

U = Not detected at or above the LOD
J = Estimated result < LOQ and ≥ DL
* = RSD is out of criteria

N = Recovery is out of criteria
P = The RPD between two GC columns exceeds 40%
+ = RPD is out of criteria

Note: Calculations are performed before rounding to avoid round-off errors in calculated results

Pace Analytical Services, LLC *(formerly Shealy Environmental Services, Inc.)*
106 Vantage Point Drive West Columbia, SC 29172 (803) 791-9700 Fax (803) 791-9111 www.pacelabs.com

PFAS by LC/MS/MS - LCS

Sample ID: BQ29264-102
Batch: 29264
Analytical Method: 1633

Matrix: Aqueous
Prep Method: 1633
Prep Date: 01/14/2026 1035

Surrogate	Q	% Rec	Acceptance Limit
13C2-6:2FTS		124	40-200
13C2-8:2FTS		111	40-300
13C8-PFOSA		113	40-130
D5-NEtFOSA	M-03	74	10-130
D3-NMeFOSA		78	10-130
D5-NEtFOSAA		92	25-135
D3-NMeFOSAA		105	40-170
13C4-PFBA	M-03	106	5-130
13C5-PFPeA		115	40-130
13C5-PFHxA		100	40-130
13C4-PFHpA		108	40-130
13C8-PFOA		103	40-130
13C9-PFNA		99	40-130
13C6-PFDA		87	40-130
13C3-PFBS		93	40-135
13C3-PFHxS		109	40-130
13C8-PFOS	M-03	109	40-130
13C7-PFUnA		72	30-130
13C2-PFDoA		68	10-130
13C2-PFTeDA		84	10-130
13C3-HFPO-DA		107	40-130
D7-NMeFOSE	M-03	113	10-130
D9-NEtFOSE	M-03	112	10-130
13C3-PFPrA		116	5-130

LOQ = Limit of Quantitation
DL = Detection Limit
LOD = Limit of Detection

U = Not detected at or above the LOD
J = Estimated result < LOQ and ≥ DL
* = RSD is out of criteria

N = Recovery is out of criteria
P = The RPD between two GC columns exceeds 40%
+ = RPD is out of criteria

Note: Calculations are performed before rounding to avoid round-off errors in calculated results

PFAS by LC/MS/MS - MB

Sample ID: BQ29297-001
Batch: 29297
Analytical Method: 1633

Matrix: Solid
Prep Method: 1633
Prep Date: 01/16/2026 0716

Parameter	Result	Q	Dil	LOQ	LOD	DL	Units	Analysis Date
TFSI	0.20	U	1	0.40	0.20	0.076	ng/g	01/20/2026 1857
11Cl-PF3OUdS	0.38	U	1	0.80	0.38	0.21	ng/g	01/20/2026 1857
9Cl-PF3ONS	0.37	U	1	0.80	0.37	0.21	ng/g	01/20/2026 1857
ADONA	0.38	U	1	0.80	0.38	0.18	ng/g	01/20/2026 1857
8:2FTS	0.38	U	1	0.80	0.38	0.25	ng/g	01/20/2026 1857
4:2FTS	0.37	U	1	0.80	0.37	0.30	ng/g	01/20/2026 1857
6:2FTS	0.57	U	1	0.80	0.57	0.52	ng/g	01/20/2026 1857
5:3FTCA	2.5	U	1	5.0	2.5	1.7	ng/g	01/20/2026 1857
HFPO-DA	0.40	U	1	0.80	0.40	0.21	ng/g	01/20/2026 1857
NEtFOSA	0.10	U	1	0.20	0.10	0.079	ng/g	01/20/2026 1857
NEtFOSAA	0.10	U	1	0.20	0.10	0.089	ng/g	01/20/2026 1857
NEtFOSE	1.0	U	1	2.0	1.0	0.67	ng/g	01/20/2026 1857
NMeFOSA	0.10	U	1	0.20	0.10	0.060	ng/g	01/20/2026 1857
NMeFOSAA	0.15	U	1	0.20	0.15	0.15	ng/g	01/20/2026 1857
NMeFOSE	1.0	U	1	2.0	1.0	0.64	ng/g	01/20/2026 1857
NFDHA	0.20	U	1	0.40	0.20	0.16	ng/g	01/20/2026 1857
PFEESA	0.18	U	1	0.40	0.18	0.078	ng/g	01/20/2026 1857
PFMPA	0.20	U	1	0.40	0.20	0.13	ng/g	01/20/2026 1857
PFMBA	0.20	U	1	0.40	0.20	0.14	ng/g	01/20/2026 1857
PFBS	0.089	U	1	0.20	0.089	0.079	ng/g	01/20/2026 1857
PFBA	0.40	UM-03	1	0.80	0.40	0.25	ng/g	01/20/2026 1857
PFDS	0.10	U	1	0.20	0.10	0.040	ng/g	01/20/2026 1857
PFDA	0.15	U	1	0.20	0.15	0.11	ng/g	01/20/2026 1857
PFDoS	0.10	U	1	0.20	0.10	0.068	ng/g	01/20/2026 1857
PFDoA	0.10	U	1	0.20	0.10	0.097	ng/g	01/20/2026 1857
PFHpS	0.10	U	1	0.20	0.10	0.082	ng/g	01/20/2026 1857
PFHpA	0.10	U	1	0.20	0.10	0.065	ng/g	01/20/2026 1857
7:3FTCA	2.5	U	1	5.0	2.5	1.8	ng/g	01/20/2026 1857
PFHxS	0.091	U	1	0.20	0.091	0.065	ng/g	01/20/2026 1857
PFHxA	0.10	U	1	0.20	0.10	0.038	ng/g	01/20/2026 1857
PFNS	0.10	U	1	0.20	0.10	0.084	ng/g	01/20/2026 1857
PFNA	0.10	U	1	0.20	0.10	0.096	ng/g	01/20/2026 1857
PFOSA	0.10	U	1	0.20	0.10	0.078	ng/g	01/20/2026 1857
PFOS	0.14	U	1	0.20	0.14	0.12	ng/g	01/20/2026 1857
PFOA	0.15	U	1	0.20	0.15	0.11	ng/g	01/20/2026 1857
PFPeS	0.094	U	1	0.20	0.094	0.051	ng/g	01/20/2026 1857
PFPeA	0.20	U	1	0.40	0.20	0.15	ng/g	01/20/2026 1857
PFPrA	0.72	UM-03	1	0.80	0.72	0.67	ng/g	01/20/2026 1857
3:3FTCA	0.75	U	1	1.0	0.75	0.54	ng/g	01/20/2026 1857
PFTeDA	0.10	U	1	0.20	0.10	0.099	ng/g	01/20/2026 1857
PFTrDA	0.10	U	1	0.20	0.10	0.058	ng/g	01/20/2026 1857
PFUnA	0.10	U	1	0.20	0.10	0.10	ng/g	01/20/2026 1857

LOQ = Limit of Quantitation
DL = Detection Limit
LOD = Limit of Detection

U = Not detected at or above the LOD
J = Estimated result < LOQ and ≥ DL
* = RSD is out of criteria

N = Recovery is out of criteria
P = The RPD between two GC columns exceeds 40%
+ = RPD is out of criteria

Note: Calculations are performed before rounding to avoid round-off errors in calculated results

PFAS by LC/MS/MS - MB

Sample ID: BQ29297-001
Batch: 29297
Analytical Method: 1633

Matrix: Solid
Prep Method: 1633
Prep Date: 01/16/2026 0716

Surrogate	Q	% Rec	Acceptance Limit
13C2-4:2FTS		99	40-165
13C2-6:2FTS		98	40-215
13C2-8:2FTS		87	40-275
13C8-PFOSA		88	40-130
D5-NEtFOSA		45	10-130
D3-NMeFOSA		54	10-130
D5-NEtFOSAA	M-03	82	40-150
D3-NMeFOSAA	M-03	87	40-135
13C4-PFBA		93	8-130
13C5-PFPeA		90	35-130
13C5-PFHxA		94	40-130
13C4-PFHpA		95	40-130
13C8-PFOA		94	40-130
13C9-PFNA		88	40-130
13C6-PFDA	M-03	79	40-130
13C3-PFBS		98	40-135
13C3-PFHxS		98	40-130
13C8-PFOS		90	40-130
13C7-PFUnA		74	40-130
13C2-PFDoA		58	40-130
13C2-PFTeDA		45	20-130
13C3-HFPO-DA		96	40-130
D7-NMeFOSE		76	20-130
D9-NEtFOSE	M-03	69	15-130
13C3-PFPrA		83	8-130

LOQ = Limit of Quantitation
DL = Detection Limit
LOD = Limit of Detection

U = Not detected at or above the LOD
J = Estimated result < LOQ and ≥ DL
* = RSD is out of criteria

N = Recovery is out of criteria
P = The RPD between two GC columns exceeds 40%
+ = RPD is out of criteria

Note: Calculations are performed before rounding to avoid round-off errors in calculated results

PFAS by LC/MS/MS - LCS

Sample ID: BQ29297-002
Batch: 29297
Analytical Method: 1633

Matrix: Solid
Prep Method: 1633
Prep Date: 01/16/2026 0716

Parameter	Spike Amount (ng/g)	Result (ng/g)	Q	Dil	% Rec	%Rec Limit	Analysis Date
TFSI	9.8	9.9		1	101	70-140	01/20/2026 1907
11Cl-PF3OUdS	19	15		1	80	45-160	01/20/2026 1907
9Cl-PF3ONS	19	20		1	105	70-150	01/20/2026 1907
ADONA	19	19		1	101	70-160	01/20/2026 1907
8:2FTS	19	21		1	108	70-150	01/20/2026 1907
4:2FTS	19	20		1	107	60-150	01/20/2026 1907
6:2FTS	19	20		1	107	55-200	01/20/2026 1907
5:3FTCA	130	130		1	101	60-130	01/20/2026 1907
HFPO-DA	20	20		1	101	70-145	01/20/2026 1907
NEtFOSA	5.0	5.8	M-03	1	116	70-140	01/20/2026 1907
NEtFOSAA	5.0	4.9	M-03	1	97	65-165	01/20/2026 1907
NEtFOSE	50	52	M-03	1	104	70-135	01/20/2026 1907
NMeFOSA	5.0	5.2	M-03	1	105	70-155	01/20/2026 1907
NMeFOSAA	5.0	4.9	M-03	1	98	65-155	01/20/2026 1907
NMeFOSE	50	52	M-03	1	104	70-140	01/20/2026 1907
NFDHA	10	9.9		1	99	60-155	01/20/2026 1907
PFEESA	8.9	9.0		1	101	70-140	01/20/2026 1907
PFMPA	10	10	M-03	1	100	30-140	01/20/2026 1907
PFMBA	10	10	M-03	1	103	60-150	01/20/2026 1907
PFBS	4.4	4.5		1	101	65-145	01/20/2026 1907
PFBA	20	20	M-03	1	102	70-140	01/20/2026 1907
PFDS	4.8	4.0		1	82	40-155	01/20/2026 1907
PFDA	5.0	5.0		1	100	70-155	01/20/2026 1907
PFDoS	4.8	2.8	M-03	1	58	25-160	01/20/2026 1907
PFDoA	5.0	4.9		1	99	70-150	01/20/2026 1907
PFHpS	4.8	4.9		1	104	65-155	01/20/2026 1907
PFHpA	5.0	4.9	M-03	1	99	65-145	01/20/2026 1907
7:3FTCA	130	130		1	100	60-150	01/20/2026 1907
PFHxS	4.6	4.6		1	101	60-150	01/20/2026 1907
PFHxA	5.0	4.9		1	99	65-140	01/20/2026 1907
PFNS	4.8	4.6	M-03	1	97	55-140	01/20/2026 1907
PFNA	5.0	4.8		1	96	70-155	01/20/2026 1907
PFOSA	5.0	4.8	M-03	1	96	70-140	01/20/2026 1907
PFOS	4.6	4.4	M-03	1	94	65-160	01/20/2026 1907
PFOA	5.0	4.9		1	97	70-150	01/20/2026 1907
PFPeS	4.7	4.6		1	99	55-160	01/20/2026 1907
PFPeA	10	10	M-03	1	104	60-150	01/20/2026 1907
PFPrA	20	20	M-03	1	101	70-140	01/20/2026 1907
3:3FTCA	25	26	M-03	1	106	45-130	01/20/2026 1907
PFTeDA	5.0	5.2	M-03	1	103	65-150	01/20/2026 1907
PFTrDA	5.0	4.2	M-03	1	83	65-150	01/20/2026 1907
PFUnA	5.0	5.2		1	104	70-155	01/20/2026 1907

LOQ = Limit of Quantitation
DL = Detection Limit
LOD = Limit of Detection

U = Not detected at or above the LOD
J = Estimated result < LOQ and ≥ DL
* = RSD is out of criteria

N = Recovery is out of criteria
P = The RPD between two GC columns exceeds 40%
+ = RPD is out of criteria

Note: Calculations are performed before rounding to avoid round-off errors in calculated results

PFAS by LC/MS/MS - LCS

Sample ID: BQ29297-002
Batch: 29297
Analytical Method: 1633

Matrix: Solid
Prep Method: 1633
Prep Date: 01/16/2026 0716

Surrogate	Q	% Rec	Acceptance Limit
13C2-4:2FTS		98	40-165
13C2-6:2FTS		100	40-215
13C2-8:2FTS		93	40-275
13C8-PFOSA		94	40-130
D5-NEtFOSA	M-03	47	10-130
D3-NMeFOSA	M-03	57	10-130
D5-NEtFOSAA		83	40-150
D3-NMeFOSAA		91	40-135
13C4-PFBA		96	8-130
13C5-PFPeA		95	35-130
13C5-PFHxA		100	40-130
13C4-PFHpA		102	40-130
13C8-PFOA		100	40-130
13C9-PFNA		95	40-130
13C6-PFDA		93	40-130
13C3-PFBS		102	40-135
13C3-PFHxS		98	40-130
13C8-PFOS		95	40-130
13C7-PFUnA		84	40-130
13C2-PFDoA		72	40-130
13C2-PFTeDA		57	20-130
13C3-HFPO-DA		101	40-130
D7-NMeFOSE		80	20-130
D9-NEtFOSE		72	15-130
13C3-PFPrA		83	8-130

LOQ = Limit of Quantitation
DL = Detection Limit
LOD = Limit of Detection

U = Not detected at or above the LOD
J = Estimated result < LOQ and ≥ DL
* = RSD is out of criteria

N = Recovery is out of criteria
P = The RPD between two GC columns exceeds 40%
+ = RPD is out of criteria

Note: Calculations are performed before rounding to avoid round-off errors in calculated results

PFAS by LC/MS/MS - LCS

Sample ID: BQ29297-102
Batch: 29297
Analytical Method: 1633

Matrix: Solid
Prep Method: 1633
Prep Date: 01/16/2026 0716

Parameter	Spike Amount (ng/g)	Result (ng/g)	Q	Dil	% Rec	%Rec Limit	Analysis Date
TFSI	0.98	0.82	M-03	1	84	70-140	01/20/2026 1917
11Cl-PF3OUdS	1.9	1.2	M-03	1	63	45-160	01/20/2026 1917
9Cl-PF3ONS	1.9	1.6		1	85	70-150	01/20/2026 1917
ADONA	1.9	1.6		1	87	70-160	01/20/2026 1917
8:2FTS	1.9	1.7	M-03	1	88	70-150	01/20/2026 1917
4:2FTS	1.9	1.7		1	90	60-150	01/20/2026 1917
6:2FTS	1.9	1.7		1	89	55-200	01/20/2026 1917
5:3FTCA	13	11		1	86	60-130	01/20/2026 1917
HFPO-DA	2.0	1.7		1	84	70-145	01/20/2026 1917
NEtFOSA	0.50	0.46	M-03	1	92	70-140	01/20/2026 1917
NEtFOSAA	0.50	0.34	M-03	1	67	65-165	01/20/2026 1917
NEtFOSE	5.0	4.1	M-03	1	83	70-135	01/20/2026 1917
NMeFOSA	0.50	0.36	M-03	1	72	70-155	01/20/2026 1917
NMeFOSAA	0.50	0.42	M-03	1	83	65-155	01/20/2026 1917
NMeFOSE	5.0	4.3	M-03	1	85	70-140	01/20/2026 1917
NFDHA	1.0	0.81	M-03	1	81	60-155	01/20/2026 1917
PFEESA	0.89	0.75		1	85	70-140	01/20/2026 1917
PFMPA	1.0	0.81	M-03	1	81	30-140	01/20/2026 1917
PFMBA	1.0	0.85	M-03	1	85	60-150	01/20/2026 1917
PFBS	0.44	0.35	M-03	1	79	65-145	01/20/2026 1917
PFBA	2.0	1.7	M-03	1	83	70-140	01/20/2026 1917
PFDS	0.48	0.31	M-03	1	65	40-155	01/20/2026 1917
PFDA	0.50	0.47	M-03	1	93	70-155	01/20/2026 1917
PFDoS	0.48	0.23	M-03	1	48	25-160	01/20/2026 1917
PFDoA	0.50	0.38	M-03	1	76	70-150	01/20/2026 1917
PFHpS	0.47	0.44	M-03	1	93	65-155	01/20/2026 1917
PFHpA	0.50	0.44	M-03	1	87	65-145	01/20/2026 1917
7:3FTCA	13	11	M-03	1	85	60-150	01/20/2026 1917
PFHxS	0.45	0.37	M-03	1	82	60-150	01/20/2026 1917
PFHxA	0.50	0.43	M-03	1	87	65-140	01/20/2026 1917
PFNS	0.48	0.37		1	77	55-140	01/20/2026 1917
PFNA	0.50	0.42	M-03	1	83	70-155	01/20/2026 1917
PFOSA	0.50	0.42	M-03	1	84	70-140	01/20/2026 1917
PFOS	0.46	0.40	M-03	1	86	65-160	01/20/2026 1917
PFOA	0.50	0.43	M-03	1	85	70-150	01/20/2026 1917
PFPeS	0.47	0.42	M-03	1	89	55-160	01/20/2026 1917
PFPeA	1.0	0.82	M-03	1	82	60-150	01/20/2026 1917
PFPrA	2.0	1.8	M-03	1	90	70-140	01/20/2026 1917
3:3FTCA	2.5	2.0	M-03	1	79	45-130	01/20/2026 1917
PFTeDA	0.50	0.41	M-03	1	82	65-150	01/20/2026 1917
PFTrDA	0.50	0.38	M-03	1	76	65-150	01/20/2026 1917
PFUnA	0.50	0.44	M-03	1	88	70-155	01/20/2026 1917

LOQ = Limit of Quantitation
DL = Detection Limit
LOD = Limit of Detection

U = Not detected at or above the LOD
J = Estimated result < LOQ and ≥ DL
* = RSD is out of criteria

N = Recovery is out of criteria
P = The RPD between two GC columns exceeds 40%
+ = RPD is out of criteria

Note: Calculations are performed before rounding to avoid round-off errors in calculated results

Pace Analytical Services, LLC *(formerly Shealy Environmental Services, Inc.)*
106 Vantage Point Drive West Columbia, SC 29172 (803) 791-9700 Fax (803) 791-9111 www.pacelabs.com

PFAS by LC/MS/MS - LCS

Sample ID: BQ29297-102
Batch: 29297
Analytical Method: 1633

Matrix: Solid
Prep Method: 1633
Prep Date: 01/16/2026 0716

Surrogate	Q	% Rec	Acceptance Limit
13C2-4:2FTS		95	40-165
13C2-6:2FTS		103	40-215
13C2-8:2FTS		84	40-275
13C8-PFOSA		87	40-130
D5-NEtFOSA	M-03	46	10-130
D3-NMeFOSA	M-03	55	10-130
D5-NEtFOSAA		76	40-150
D3-NMeFOSAA		86	40-135
13C4-PFBA		97	8-130
13C5-PFPeA		96	35-130
13C5-PFHxA		98	40-130
13C4-PFHpA		97	40-130
13C8-PFOA		97	40-130
13C9-PFNA		90	40-130
13C6-PFDA		85	40-130
13C3-PFBS		98	40-135
13C3-PFHxS		98	40-130
13C8-PFOS		94	40-130
13C7-PFUnA		80	40-130
13C2-PFDoA		63	40-130
13C2-PFTeDA		50	20-130
13C3-HFPO-DA		100	40-130
D7-NMeFOSE		75	20-130
D9-NEtFOSE	M-03	68	15-130
13C3-PFPrA		82	8-130

LOQ = Limit of Quantitation
DL = Detection Limit
LOD = Limit of Detection

U = Not detected at or above the LOD
J = Estimated result < LOQ and ≥ DL
* = RSD is out of criteria

N = Recovery is out of criteria
P = The RPD between two GC columns exceeds 40%
+ = RPD is out of criteria

Note: Calculations are performed before rounding to avoid round-off errors in calculated results

PFAS by LC/MS/MS - MB

Sample ID: BQ29314-001
Batch: 29314
Analytical Method: 1633

Matrix: Aqueous
Prep Method: 1633
Prep Date: 01/19/2026 0909

Parameter	Result	Q	Dil	LOQ	LOD	DL	Units	Analysis Date
PFDS	0.77	U	1	1.6	0.77	0.41	ng/L	01/22/2026 1656

Surrogate	Q	% Rec	Acceptance Limit
13C2-4:2FTS		114	40-200
13C2-6:2FTS		120	40-200
13C2-8:2FTS		106	40-300
13C8-PFOSA		81	40-130
D5-NEtFOSA		46	10-130
D3-NMeFOSA		51	10-130
D5-NEtFOSAA		89	25-135
D3-NMeFOSAA		89	40-170
13C4-PFBA		89	5-130
13C5-PFPeA		97	40-130
13C5-PFHxA		101	40-130
13C4-PFHpA		100	40-130
13C8-PFOA		100	40-130
13C9-PFNA		95	40-130
13C6-PFDA		96	40-130
13C3-PFBS		105	40-135
13C3-PFHxS		109	40-130
13C8-PFOS		99	40-130
13C7-PFUnA		94	30-130
13C2-PFDoA		80	10-130
13C2-PFTeDA		73	10-130
13C3-HFPO-DA		104	40-130
D7-NMeFOSE		59	10-130
D9-NEtFOSE		53	10-130
13C3-PFPrA		93	5-130

LOQ = Limit of Quantitation
DL = Detection Limit
LOD = Limit of Detection

U = Not detected at or above the LOD
J = Estimated result < LOQ and ≥ DL
* = RSD is out of criteria

N = Recovery is out of criteria
P = The RPD between two GC columns exceeds 40%
+ = RPD is out of criteria

Note: Calculations are performed before rounding to avoid round-off errors in calculated results

Pace Analytical Services, LLC *(formerly Shealy Environmental Services, Inc.)*
106 Vantage Point Drive West Columbia, SC 29172 (803) 791-9700 Fax (803) 791-9111 www.pacelabs.com

PFAS by LC/MS/MS - LCS

Sample ID: BQ29314-002
Batch: 29314
Analytical Method: 1633

Matrix: Aqueous
Prep Method: 1633
Prep Date: 01/19/2026 0909

Parameter	Spike Amount (ng/L)	Result (ng/L)	Q	Dil	% Rec	%Rec Limit	Analysis Date
PFDS	39	30		1	79	60-145	01/22/2026 1706

Surrogate	Q	% Rec	Acceptance Limit
13C2-4:2FTS		137	40-200
13C2-6:2FTS		141	40-200
13C2-8:2FTS		131	40-300
13C8-PFOSA		102	40-130
D5-NEtFOSA		60	10-130
D3-NMeFOSA		61	10-130
D5-NEtFOSAA		108	25-135
D3-NMeFOSAA		112	40-170
13C4-PFBA		103	5-130
13C5-PFPeA		120	40-130
13C5-PFHxA		120	40-130
13C4-PFHpA		123	40-130
13C8-PFOA		119	40-130
13C9-PFNA	N	131	40-130
13C6-PFDA		113	40-130
13C3-PFBS		126	40-135
13C3-PFHxS		126	40-130
13C8-PFOS		116	40-130
13C7-PFUnA		111	30-130
13C2-PFDoA		99	10-130
13C2-PFTeDA		83	10-130
13C3-HFPO-DA		124	40-130
D7-NMeFOSE		73	10-130
D9-NEtFOSE		69	10-130
13C3-PFPrA		109	5-130

LOQ = Limit of Quantitation
DL = Detection Limit
LOD = Limit of Detection

U = Not detected at or above the LOD
J = Estimated result < LOQ and ≥ DL
* = RSD is out of criteria

N = Recovery is out of criteria
P = The RPD between two GC columns exceeds 40%
+ = RPD is out of criteria

Note: Calculations are performed before rounding to avoid round-off errors in calculated results

PFAS by LC/MS/MS - LCS

Sample ID: BQ29314-102
Batch: 29314
Analytical Method: 1633

Matrix: Aqueous
Prep Method: 1633
Prep Date: 01/19/2026 0909

Parameter	Spike Amount (ng/L)	Result (ng/L)	Q	Dil	% Rec	%Rec Limit	Analysis Date
PFDS	3.1	2.6	M-03	1	84	60-145	01/22/2026 1715

Surrogate	Q	% Rec	Acceptance Limit
13C2-4:2FTS		118	40-200
13C2-6:2FTS		119	40-200
13C2-8:2FTS		116	40-300
13C8-PFOSA		85	40-130
D5-NEtFOSA		52	10-130
D3-NMeFOSA		53	10-130
D5-NEtFOSAA		92	25-135
D3-NMeFOSAA		92	40-170
13C4-PFBA		92	5-130
13C5-PFPeA		106	40-130
13C5-PFHxA		108	40-130
13C4-PFHpA		103	40-130
13C8-PFOA		114	40-130
13C9-PFNA		119	40-130
13C6-PFDA		103	40-130
13C3-PFBS		110	40-135
13C3-PFHxS		111	40-130
13C8-PFOS		101	40-130
13C7-PFUnA		97	30-130
13C2-PFDoA		85	10-130
13C2-PFTeDA		74	10-130
13C3-HFPO-DA		109	40-130
D7-NMeFOSE		62	10-130
D9-NEtFOSE		57	10-130
13C3-PFPrA		96	5-130

LOQ = Limit of Quantitation
DL = Detection Limit
LOD = Limit of Detection

U = Not detected at or above the LOD
J = Estimated result < LOQ and ≥ DL
* = RSD is out of criteria

N = Recovery is out of criteria
P = The RPD between two GC columns exceeds 40%
+ = RPD is out of criteria

Note: Calculations are performed before rounding to avoid round-off errors in calculated results

Pace Analytical Services, LLC *(formerly Shealy Environmental Services, Inc.)*
106 Vantage Point Drive West Columbia, SC 29172 (803) 791-9700 Fax (803) 791-9111 www.pacelabs.com

Manual Integration Summary
Pace Analytical LLC
Lot Number: BA13002

Where applicable, analytes for which manual integration occurred have been flagged with the following:

Qualifier	Technical Justification	Qualifier	Technical Justification	Qualifier	Technical Justification
M-01	Split peak	M-07	Low fit	M-13	Error
M-02	Peak tailing	M-08	Peak not found	M-14	Baseline
M-03	Incorrect auto integration	M-09	Analyte not Identified by the Data System	M-15	Other
M-04	Poor chromatography	M-10	Analyte misidentified by the Data System	M-16	Retention time shift
M-05	Manually assigned peak	M-11	Invalid integration	M-17	Shouldering
M-06	Wrong isomer	M-12	Wrong peak		

A summary of instances where manual integration occurred is included below:

Method	Sample	Run Number	Parameter	Qualifier
1633	BA13002-001	1	Perfluorooctanesulfonic acid (PFOS)	M-03
1633	BA13002-001	1	Perfluoropentanoic acid (PFPeA)	M-03
1633	BA13002-001	1	D9-NEtFOSE	M-03
1633	BA13002-002	1	Perfluorobutanoic acid (PFBA)	M-03
1633	BA13002-002	1	Perfluorodecanoic acid (PFDA)	M-03
1633	BA13002-002	1	Perfluorododecanoic acid (PFDoA)	M-03
1633	BA13002-002	1	Perfluoroheptanoic acid (PFHpA)	M-03
1633	BA13002-002	1	Perfluorohexanesulfonic acid (PFHxS)	M-03
1633	BA13002-002	1	Perfluorohexanoic acid (PFHxA)	M-03
1633	BA13002-002	1	Perfluorononanoic acid (PFNA)	M-03
1633	BA13002-002	1	Perfluorooctanesulfonic acid (PFOS)	M-03
1633	BA13002-002	1	Perfluorooctanoic acid (PFOA)	M-03
1633	BA13002-002	1	Perfluoropentanoic acid (PFPeA)	M-03
1633	BA13002-002	1	Perfluoropropanoic acid (PFPrA)	M-03
1633	BA13002-002	1	13C2-8:2FTS	M-03
1633	BA13002-002	1	D5-NEtFOSA	M-03
1633	BA13002-002	1	D5-NEtFOSAA	M-03
1633	BA13002-002	2	D3-NMeFOSAA	M-03
1633	BA13002-002	1	13C4-PFBA	M-03
1633	BA13002-002	1	13C3-PFBS	M-03
1633	BA13002-002	1	13C2-PFTeDA	M-03
1633	BA13002-002	1	D9-NEtFOSE	M-03
1633	BQ29297-102	1	Bis(trifluoromethylsulfonyl)amine (TFSI)	M-03
1633	BQ29297-102	1	11-Chloroeicosafluoro-3-oxaundecane-	M-03
1633	BQ29297-102	1	1H,1H,2H,2H-Perfluorodecane sulfonic	M-03
1633	BQ29297-002	1	N-ethyl perfluorooctanesulfonamide	M-03
1633	BQ29297-102	1	N-ethyl perfluorooctanesulfonamide	M-03
1633	BQ29297-002	1	N-ethyl	M-03
1633	BQ29297-102	1	N-ethyl	M-03
1633	BQ29297-002	1	N-ethyl	M-03
1633	BQ29297-102	1	N-ethyl	M-03
1633	BQ29297-002	1	N-methyl perfluorooctanesulfonamide	M-03
1633	BQ29297-102	1	N-methyl perfluorooctanesulfonamide	M-03
1633	BQ29297-002	1	N-methyl	M-03
1633	BQ29297-102	1	N-methyl	M-03
1633	BQ29297-002	1	N-methyl	M-03
1633	BQ29297-102	1	N-methyl	M-03
1633	BQ29297-102	1	Nonafluoro-3,6-dioxaheptanoic acid	M-03
1633	BQ29297-002	1	Perfluoro-3-methoxypropanoic acid	M-03
1633	BQ29297-102	1	Perfluoro-3-methoxypropanoic acid	M-03

Manual Integration Summary
Pace Analytical LLC
Lot Number: BA13002

Where applicable, analytes for which manual integration occurred have been flagged with the following:

Qualifier	Technical Justification	Qualifier	Technical Justification	Qualifier	Technical Justification
M-01	Split peak	M-07	Low fit	M-13	Error
M-02	Peak tailing	M-08	Peak not found	M-14	Baseline
M-03	Incorrect auto integration	M-09	Analyte not Identified by the Data System	M-15	Other
M-04	Poor chromatography	M-10	Analyte misidentified by the Data System	M-16	Retention time shift
M-05	Manually assigned peak	M-11	Invalid integration	M-17	Shouldering
M-06	Wrong isomer	M-12	Wrong peak		

A summary of instances where manual integration occurred is included below:

Method	Sample	Run Number	Parameter	Qualifier
1633	BQ29297-002	1	Perfluoro-4-methoxybutanoic acid	M-03
1633	BQ29297-102	1	Perfluoro-4-methoxybutanoic acid	M-03
1633	BQ29297-102	1	Perfluorobutanesulfonic acid (PFBS)	M-03
1633	BQ29297-001	1	Perfluorobutanoic acid (PFBA)	M-03
1633	BQ29297-002	1	Perfluorobutanoic acid (PFBA)	M-03
1633	BQ29297-102	1	Perfluorobutanoic acid (PFBA)	M-03
1633	BQ29297-102	1	Perfluorodecanesulfonic acid (PFDS)	M-03
1633	BQ29297-102	1	Perfluorodecanoic acid (PFDA)	M-03
1633	BQ29297-002	1	Perfluorododecanesulfonic acid (PFDoS)	M-03
1633	BQ29297-102	1	Perfluorododecanesulfonic acid (PFDoS)	M-03
1633	BQ29297-102	1	Perfluorododecanoic acid (PFDoA)	M-03
1633	BQ29297-102	1	Perfluoroheptanesulfonic acid (PFHpS)	M-03
1633	BQ29297-002	1	Perfluoroheptanoic acid (PFHpA)	M-03
1633	BQ29297-102	1	Perfluoroheptanoic acid (PFHpA)	M-03
1633	BQ29297-102	1	3-Perfluoroheptyl propanoic acid	M-03
1633	BQ29297-102	1	Perfluorohexanesulfonic acid (PFHxS)	M-03
1633	BQ29297-102	1	Perfluorohexanoic acid (PFHxA)	M-03
1633	BQ29297-002	1	Perfluorononanesulfonic acid (PFNS)	M-03
1633	BQ29297-102	1	Perfluorononanoic acid (PFNA)	M-03
1633	BQ29297-002	1	Perfluorooctanesulfonamide (PFOSA)	M-03
1633	BQ29297-102	1	Perfluorooctanesulfonamide (PFOSA)	M-03
1633	BQ29297-002	1	Perfluorooctanesulfonic acid (PFOS)	M-03
1633	BQ29297-102	1	Perfluorooctanesulfonic acid (PFOS)	M-03
1633	BQ29297-102	1	Perfluorooctanoic acid (PFOA)	M-03
1633	BQ29297-102	1	Perfluoropentanesulfonic acid (PFPeS)	M-03
1633	BQ29297-002	1	Perfluoropentanoic acid (PFPeA)	M-03
1633	BQ29297-102	1	Perfluoropentanoic acid (PFPeA)	M-03
1633	BQ29297-001	1	Perfluoropropanoic acid (PFPrA)	M-03
1633	BQ29297-002	1	Perfluoropropanoic acid (PFPrA)	M-03
1633	BQ29297-102	1	Perfluoropropanoic acid (PFPrA)	M-03
1633	BQ29297-002	1	3-Perfluoropropyl propanoic acid	M-03
1633	BQ29297-102	1	3-Perfluoropropyl propanoic acid	M-03
1633	BQ29297-002	1	Perfluorotetradecanoic acid (PFTeDA)	M-03
1633	BQ29297-102	1	Perfluorotetradecanoic acid (PFTeDA)	M-03
1633	BQ29297-002	1	Perfluorotridecanoic acid (PFTrDA)	M-03
1633	BQ29297-102	1	Perfluorotridecanoic acid (PFTrDA)	M-03
1633	BQ29297-102	1	Perfluoroundecanoic acid (PFUnA)	M-03
1633	BQ29297-002	1	D5-NEtFOSA	M-03
1633	BQ29297-102	1	D5-NEtFOSA	M-03
1633	BQ29297-002	1	D3-NMeFOSA	M-03

Manual Integration Summary
Pace Analytical LLC
Lot Number: BA13002

Where applicable, analytes for which manual integration occurred have been flagged with the following:

Qualifier	Technical Justification	Qualifier	Technical Justification	Qualifier	Technical Justification
M-01	Split peak	M-07	Low fit	M-13	Error
M-02	Peak tailing	M-08	Peak not found	M-14	Baseline
M-03	Incorrect auto integration	M-09	Analyte not Identified by the Data System	M-15	Other
M-04	Poor chromatography	M-10	Analyte misidentified by the Data System	M-16	Retention time shift
M-05	Manually assigned peak	M-11	Invalid integration	M-17	Shouldering
M-06	Wrong isomer	M-12	Wrong peak		

A summary of instances where manual integration occurred is included below:

Method	Sample	Run Number	Parameter	Qualifier
1633	BQ29297-102	1	D3-NMeFOSA	M-03
1633	BQ29297-001	1	D5-NEtFOSAA	M-03
1633	BQ29297-001	1	D3-NMeFOSAA	M-03
1633	BQ29297-001	1	13C6-PFDA	M-03
1633	BQ29297-001	1	D9-NEtFOSE	M-03
1633	BQ29297-102	1	D9-NEtFOSE	M-03
1633	BQ29264-102	1	Bis(trifluoromethylsulfonyl)amine (TFSI)	M-03
1633	BQ29264-102	1	11-Chloroeicosafluoro-3-oxaundecane-	M-03
1633	BQ29264-102	1	9-Chlorohexadecafluoro-3-oxanonane-	M-03
1633	BQ29264-102	1	1H,1H,2H,2H-Perfluorodecane sulfonic	M-03
1633	BQ29264-102	1	1H,1H,2H,2H-Perfluorohexane sulfonic	M-03
1633	BQ29264-102	1	1H,1H,2H,2H-Perfluorooctane sulfonic	M-03
1633	BQ29264-002	1	N-ethyl perfluorooctanesulfonamide	M-03
1633	BQ29264-102	1	N-ethyl perfluorooctanesulfonamide	M-03
1633	BQ29264-002	1	N-ethyl	M-03
1633	BQ29264-102	1	N-ethyl	M-03
1633	BQ29264-002	1	N-ethyl	M-03
1633	BQ29264-102	1	N-ethyl	M-03
1633	BQ29264-002	1	N-methyl perfluorooctanesulfonamide	M-03
1633	BQ29264-102	1	N-methyl perfluorooctanesulfonamide	M-03
1633	BQ29264-002	1	N-methyl	M-03
1633	BQ29264-102	1	N-methyl	M-03
1633	BQ29264-002	1	N-methyl	M-03
1633	BQ29264-102	1	N-methyl	M-03
1633	BQ29264-002	1	Perfluoro-3-methoxypropanoic acid	M-03
1633	BQ29264-102	1	Perfluoro-3-methoxypropanoic acid	M-03
1633	BQ29264-002	1	Perfluoro-4-methoxybutanoic acid	M-03
1633	BQ29264-102	1	Perfluoro-4-methoxybutanoic acid	M-03
1633	BQ29264-102	1	Perfluorobutanesulfonic acid (PFBS)	M-03
1633	BQ29264-002	1	Perfluorobutanoic acid (PFBA)	M-03
1633	BQ29264-102	1	Perfluorobutanoic acid (PFBA)	M-03
1633	BQ29314-102	1	Perfluorodecanesulfonic acid (PFDS)	M-03
1633	BQ29264-002	1	Perfluorodecanoic acid (PFDA)	M-03
1633	BQ29264-102	1	Perfluorodecanoic acid (PFDA)	M-03
1633	BQ29264-002	1	Perfluorododecanesulfonic acid (PFDoS)	M-03
1633	BQ29264-102	1	Perfluorododecanesulfonic acid (PFDoS)	M-03
1633	BQ29264-102	1	Perfluorododecanoic acid (PFDoA)	M-03
1633	BQ29264-002	1	Perfluoroheptanesulfonic acid (PFHpS)	M-03
1633	BQ29264-102	1	Perfluoroheptanesulfonic acid (PFHpS)	M-03
1633	BQ29264-102	1	Perfluoroheptanoic acid (PFHpA)	M-03

Manual Integration Summary
Pace Analytical LLC
Lot Number: BA13002

Where applicable, analytes for which manual integration occurred have been flagged with the following:

Qualifier	Technical Justification	Qualifier	Technical Justification	Qualifier	Technical Justification
M-01	Split peak	M-07	Low fit	M-13	Error
M-02	Peak tailing	M-08	Peak not found	M-14	Baseline
M-03	Incorrect auto integration	M-09	Analyte not Identified by the Data System	M-15	Other
M-04	Poor chromatography	M-10	Analyte misidentified by the Data System	M-16	Retention time shift
M-05	Manually assigned peak	M-11	Invalid integration	M-17	Shouldering
M-06	Wrong isomer	M-12	Wrong peak		

A summary of instances where manual integration occurred is included below:

Method	Sample	Run Number	Parameter	Qualifier
1633	BQ29264-002	1	3-Perfluoroheptyl propanoic acid	M-03
1633	BQ29264-102	1	Perfluorohexanesulfonic acid (PFHxS)	M-03
1633	BQ29264-102	1	Perfluorohexanoic acid (PFHxA)	M-03
1633	BQ29264-002	1	Perfluorononanesulfonic acid (PFNS)	M-03
1633	BQ29264-102	1	Perfluorononanesulfonic acid (PFNS)	M-03
1633	BQ29264-002	1	Perfluorononanoic acid (PFNA)	M-03
1633	BQ29264-102	1	Perfluorononanoic acid (PFNA)	M-03
1633	BQ29264-002	1	Perfluorooctanesulfonamide (PFOSA)	M-03
1633	BQ29264-102	1	Perfluorooctanesulfonamide (PFOSA)	M-03
1633	BQ29264-001	1	Perfluorooctanesulfonic acid (PFOS)	M-03
1633	BQ29264-002	1	Perfluorooctanesulfonic acid (PFOS)	M-03
1633	BQ29264-102	1	Perfluorooctanesulfonic acid (PFOS)	M-03
1633	BQ29264-102	1	Perfluorooctanoic acid (PFOA)	M-03
1633	BQ29264-002	1	Perfluoropentanesulfonic acid (PFPeS)	M-03
1633	BQ29264-002	1	Perfluoropentanoic acid (PFPeA)	M-03
1633	BQ29264-102	1	Perfluoropentanoic acid (PFPeA)	M-03
1633	BQ29264-001	1	Perfluoropropanoic acid (PFPrA)	M-03
1633	BQ29264-102	1	Perfluoropropanoic acid (PFPrA)	M-03
1633	BQ29264-002	1	3-Perfluoropropyl propanoic acid	M-03
1633	BQ29264-102	1	Perfluorotetradecanoic acid (PFTeDA)	M-03
1633	BQ29264-002	1	Perfluorotridecanoic acid (PFTrDA)	M-03
1633	BQ29264-102	1	Perfluorotridecanoic acid (PFTrDA)	M-03
1633	BQ29264-002	1	Perfluoroundecanoic acid (PFUnA)	M-03
1633	BQ29264-001	1	13C2-8:2FTS	M-03
1633	BQ29264-102	1	D5-NEtFOSA	M-03
1633	BQ29264-002	1	D3-NMeFOSA	M-03
1633	BQ29264-001	1	13C4-PFBA	M-03
1633	BQ29264-002	1	13C4-PFBA	M-03
1633	BQ29264-102	1	13C4-PFBA	M-03
1633	BQ29264-002	1	13C9-PFNA	M-03
1633	BQ29264-001	1	13C6-PFDA	M-03
1633	BQ29264-102	1	13C8-PFOS	M-03
1633	BQ29264-001	1	13C2-PFTeDA	M-03
1633	BQ29264-001	1	D7-NMeFOSE	M-03
1633	BQ29264-102	1	D7-NMeFOSE	M-03
1633	BQ29264-001	1	D9-NEtFOSE	M-03
1633	BQ29264-002	1	D9-NEtFOSE	M-03
1633	BQ29264-102	1	D9-NEtFOSE	M-03

Manual Integration Summary
Pace Analytical LLC
Lot Number: BA13002

Where applicable, analytes for which manual integration occurred have been flagged with the following:

Qualifier	Technical Justification	Qualifier	Technical Justification	Qualifier	Technical Justification
M-01	Split peak	M-07	Low fit	M-13	Error
M-02	Peak tailing	M-08	Peak not found	M-14	Baseline
M-03	Incorrect auto integration	M-09	Analyte not Identified by the Data System	M-15	Other
M-04	Poor chromatography	M-10	Analyte misidentified by the Data System	M-16	Retention time shift
M-05	Manually assigned peak	M-11	Invalid integration	M-17	Shouldering
M-06	Wrong isomer	M-12	Wrong peak		

A summary of instances where manual integration occurred is included below:

Method	Sample	Run Number	Parameter	Qualifier

If you have any questions regarding this report, please contact the Pace Project Manager listed on the cover page.

Chain of Custody
and
Miscellaneous Documents

BA13002

Sub-Contract Chain of Custody

Pace Analytical®

12065 Lebanon Rd.
Mt. Juliet, TN 37122
Phone:(615) 773-9756
Fax:(615) 758-5859

Batch Date/Time: 01/12/26 10:54
Sub-Contract Lab: PACEWCSC
Address: 106 Vantage Point Dr.
City/State: West Columbia, SC 29172
Contact: Edward.Barnett@pacelabs.com
Owner Lab: PACEMTIL
Address: 12065 Lebanon Rd.
City/State: Mt. Juliet, TN 37122
Phone: (615) 773-9756
Fax: (615) 758-5859

WO: WO2673312
Email: MTJLSubcontTeam@pacelabs.com
Results Due Date: 02/02/26
ESC Purchase Order #: L1934425
Send Reports to: Skylar S DeBner

Sample ID Container ID	Matrix	State	Collect Date	Description	Sample Number Lab Use Only	Sample Comments Lab Use Only
CP-P292-SI-IDW-SOLID PFAS-90mlPP-NoPres - 55011509	SS	NC	01/08/26 12:45	SUBPFAS1633	1. L1934425-01	DOD, QC4
CP-P292-SI-IDW-LIQUID PFAS-250HDPE-NoPres - 55011554 PFAS-250HDPE-NoPres - 55011555	GW	NC	01/08/26 12:30	PFAS1633	2. L1934425-02	DOD, QC4

*= Container used for multiple Samples and/or Analyses

Relinquished by: [signature] Date 1-12-26 T=1.9°C

Received by: _____ Date _____

Relinquished by: FEDEX Date 1/13/26

Received by: PACE Date 1/13/26

DC#_Title: ENV-FRM-WCOL-0286 v02_Samples Receipt Checklist (SRC)
Effective Date: 8/2/2022

BA13002

ETB2

Sample Receipt Checklist (SRC)

Client: PACE Cooler Inspected by/date: CNF / 11/13/26 Lot #:

Means of receipt: [ ] Pace [ ] Client [ ] UPS [✓] FedEx [ ] Other:

[✓] Yes	[ ] No		1. Were custody seals present on the cooler?
[✓] Yes	[ ] No	[ ] NA	2. If custody seals were present, were they intact and unbroken?

pH Strip ID: NA Chlorine Strip ID: NA Tested by: NA
Original temperature upon receipt / Derived (Corrected) temperature upon receipt %Solid Snap-Cup ID: 355205 CNF 11/13/26
1-9 / 1.9°C NA / NA°C NA / NA°C NA / NA °C
Method: [✓] Temperature Blank [ ] Against Bottles IR Gun ID: 8 IR Gun Correction Factor: 0 °C
Method of coolant: [✓] Wet Ice [ ] Ice Packs [ ] Dry Ice [ ] None

[✓] Yes	[ ] No	[ ] NA	3. Were all coolers received at or below 6.0°C? If no, was Project Manager notified? PM was Notified by: phone / email / face-to-face (circle one).
[ ] Yes	[✓] No	[ ] NA	4. Is the commercial courier's packing slip attached to this form?
[✓] Yes	[ ] No		5. Were proper custody procedures (relinquished/received) followed?
[✓] Yes	[ ] No		6. Were sample IDs listed on the COC and all sample containers?
[✓] Yes	[ ] No		7. Was collection date & time listed on the COC and all sample containers?
[✓] Yes	[ ] No		8. Did all container label information (ID, date, time) agree with the COC?
[✓] Yes	[ ] No		9. Were tests to be performed listed on the COC?
[✓] Yes	[ ] No		10. Did all samples arrive in the proper containers for each test and/or in good condition (unbroken, lids on, etc.)?
[✓] Yes	[ ] No		11. Was adequate sample volume available?
[ ] Yes	[✓] No		12. Were all samples received within ½ the holding time or 48 hours, whichever comes first?
[✓] Yes	[ ] No		13. Were all samples containers accounted for? (No missing/excess)
[ ] Yes	[ ] No	[✓] NA	14. Were VOA, 8015C and RSK-175 samples free of bubbles >"pea-size" (¼" or 6mm in diameter) in any of the VOA vials?
[ ] Yes	[ ] No	[✓] NA	15. Were all DRO/metals/nutrient samples received at a pH of <2?
[ ] Yes	[ ] No	[✓] NA	16. Were all cyanide samples received at a pH > 12 and sulfide samples received at a pH > 9?
[ ] Yes	[ ] No	[✓] NA	17. Were all applicable NH_3/TKN/cyanide/phenol/625.1/608.3 (< 0.5mg/L) samples free of residual chlorine?
[ ] Yes	[✓] No	[ ] NA	18. Was the quote number listed on the container label? If yes, Quote #

Sample Preservation (Must be completed for any sample(s) incorrectly preserved or with headspace.)

Sample(s) NA were received incorrectly preserved and were adjusted accordingly in sample receiving with NA mL of circle one: H_2SO_4, HNO_3, HCl, NaOH using SR # NA. [ ]
Time of preservation NA. If more than one preservative is needed, please note in the comments below.

Sample(s) NA were received with bubbles >6 mm in diameter.

Samples(s) NA were received with TRC >0.5 mg/L (If #19 is *no*) and were adjusted accordingly in sample receiving with sodium thiosulfate ($Na_2S_2O_4$) with Unique ID: NA.

Comments: TRK # = 8878 4456 4514

Qualtrax ID: 56360 Pace® Analytical Services, LLC Page 1 of 1

ANALYTICAL REPORT

January 30, 2026

Terracon - Wilmington, NC

Sample Delivery Group:	L1934428
Samples Received:	01/10/2026
Project Number:	K625P194
Description:	MCAS Cherry Point
Report To:	Danielle Foster 2108 Capital Drive Suite 103 Wilmington, NC 28405

Entire Report Reviewed By:

Heather J Wagner
Project Manager

Results relate only to the items tested or calibrated and are reported as rounded values. This test report shall not be reproduced, except in full, without written approval of the laboratory. Where applicable, sampling conducted by Pace Analytical National is performed per guidance provided in laboratory standard operating procedures ENV-SOP-MTJL-0067 and ENV-SOP-MTJL-0068. Where sampling conducted by the customer, results relate to the accuracy of the information provided, and as the samples are received.

Pace Analytical National
12065 Lebanon Rd Mount Juliet, TN 37122 615-758-5858 800-767-5859 mydata.pacelabs.com

TABLE OF CONTENTS

Cp: Cover Page	1
Tc: Table of Contents	2
Ss: Sample Summary	3
Cn: Case Narrative	4
Gl: Glossary of Terms	5
Al: Accreditations & Locations	6
Sc: Sample Chain of Custody	7

CP-P292-S2-IDW-SOLID L1934428-01

Collected by: Baylee Kurtz
Collected date/time: 01/08/26 14:00
Received date/time: 01/10/26 09:00

Method	Batch	Dilution	Preparation date/time	Analysis date/time	Analyst	Location
Subcontracted Analyses	WG2673332	1	01/30/26 00:00	01/30/26 00:00	SSD	West Columbia, SC 29172

CP-P292-S2-IDW-LIQUID-02 L1934428-02

Collected by: Baylee Kurtz
Collected date/time: 01/08/26 15:00
Received date/time: 01/10/26 09:00

Method	Batch	Dilution	Preparation date/time	Analysis date/time	Analyst	Location
Subcontracted Analyses	WG2673332	1	01/30/26 00:00	01/30/26 00:00	SSD	West Columbia, SC 29172

CP-P292-S2-IDW-LIQUID-01 L1934428-03

Collected by: Baylee Kurtz
Collected date/time: 01/08/26 14:00
Received date/time: 01/10/26 09:00

Method	Batch	Dilution	Preparation date/time	Analysis date/time	Analyst	Location
Subcontracted Analyses	WG2673332	1	01/30/26 00:00	01/30/26 00:00	SSD	West Columbia, SC 29172

1 Cp
2 Tc
3 Ss
4 Cn
5 Gl
6 Al
7 Sc

Unless qualified or notated within the narrative below, all sample aliquots were received at the correct temperature, in the proper containers, with the appropriate preservatives, and within method specified holding times. Where applicable, all MDL (LOD) and RDL (LOQ) values reported for environmental samples have been corrected for the dilution factor used in the analysis. All Method and Batch Quality Control are within established criteria except where addressed in this case narrative, a non-conformance form or properly qualified within the sample results. By my digital signature below, I affirm to the best of my knowledge, all problems/anomalies observed by the laboratory as having the potential to affect the quality of the data have been identified by the laboratory, and no information or data have been knowingly withheld that would affect the quality of the data.

Heather J Wagner
Project Manager

Project Comments

L1934428 -01, -02, -03 contains subout data that is included after the chain of custody.

Guide to Reading and Understanding Your Laboratory Report

The information below is designed to better explain the various terms used in your report of analytical results from the Laboratory. This is not intended as a comprehensive explanation, and if you have additional questions please contact your project representative.

Results Disclaimer - Information that may be provided by the customer, and contained within this report, include Permit Limits, Project Name, Sample ID, Sample Matrix, Sample Preservation, Field Blanks, Field Spikes, Field Duplicates, On-Site Data, Sampling Collection Dates/Times, and Sampling Location. Results relate to the accuracy of this information provided, and as the samples are received.

Abbreviations and Definitions

SDG	Sample Delivery Group.
Uncertainty (Radiochemistry)	Confidence level of 2 sigma.
Case Narrative (Cn)	A brief discussion about the included sample results, including a discussion of any non-conformances to protocol observed either at sample receipt by the laboratory from the field or during the analytical process. If present, there will be a section in the Case Narrative to discuss the meaning of any data qualifiers used in the report.
Quality Control Summary (Qc)	This section of the report includes the results of the laboratory quality control analyses required by procedure or analytical methods to assist in evaluating the validity of the results reported for your samples. These analyses are not being performed on your samples typically, but on laboratory generated material.
Sample Chain of Custody (Sc)	This is the document created in the field when your samples were initially collected. This is used to verify the time and date of collection, the person collecting the samples, and the analyses that the laboratory is requested to perform. This chain of custody also documents all persons (excluding commercial shippers) that have had control or possession of the samples from the time of collection until delivery to the laboratory for analysis.
Sample Results (Sr)	This section of your report will provide the results of all testing performed on your samples. These results are provided by sample ID and are separated by the analyses performed on each sample. The header line of each analysis section for each sample will provide the name and method number for the analysis reported.
Sample Summary (Ss)	This section of the Analytical Report defines the specific analyses performed for each sample ID, including the dates and times of preparation and/or analysis.
U (Radiochemistry)	Result + Error < MDA.
J (Radiochemistry)	Result < MDA; Result + Error > MDA.

Qualifier	Description

The remainder of this page intentionally left blank, there are no qualifiers applied to this SDG.

Pace Analytical National 12065 Lebanon Rd Mount Juliet, TN 37122

Alabama	40660	Nebraska	NE-OS-15-05
Alaska	17-026	Nevada	TN000032021-1
Arizona	AZ0612	New Hampshire	2975
Arkansas	88-0469	New Jersey–NELAP	TN002
California	2932	New Mexico [1]	TN00003
Colorado	TN00003	New York	11742
Connecticut	PH-0197	North Carolina	Env375
Florida	E87487	North Carolina [1]	DW21704
Georgia	NELAP	North Carolina [3]	41
Georgia [1]	923	North Dakota	R-140
Idaho	TN00003	Ohio–VAP	CL0069
Illinois	200008	Oklahoma	9915
Indiana	C-TN-01	Oregon	TN200002
Iowa	364	Pennsylvania	68-02979
Kansas	E-10277	Rhode Island	LAO00356
Kentucky [1 6]	KY90010	South Carolina	84004002
Kentucky [2]	16	South Dakota	n/a
Louisiana	AI30792	Tennessee [1 4]	2006
Louisiana	LA018	Texas	T104704245-20-18
Maine	TN00003	Texas [5]	LAB0152
Maryland	324	Utah	TN000032021-11
Massachusetts	M-TN003	Vermont	VT2006
Michigan	9958	Virginia	110033
Minnesota	047-999-395	Washington	C847
Mississippi	TN00003	West Virginia	233
Missouri	340	Wisconsin	998093910
Montana	CERT0086	Wyoming	A2LA
A2LA – ISO 17025	1461.01	AIHA-LAP,LLC EMLAP	100789
A2LA – ISO 17025 [5]	1461.02	DOD	1461.01
Canada	1461.01	USDA	P330-15-00234
EPA–Crypto	TN00003		

[1] Drinking Water [2] Underground Storage Tanks [3] Aquatic Toxicity [4] Chemical/Microbiological [5] Mold [6] Wastewater n/a Accreditation not applicable

* Not all certifications held by the laboratory are applicable to the results reported in the attached report.

* Accreditation is only applicable to the test methods specified on each scope of accreditation held by Pace Analytical.

Company Name/Address:
Terracon - Wilmington, NC
2108 Capital Drive
Suite 103
Wilmington, NC 28405

Billing Information:
Accounts Payable
2108 Capital Drive
Suite 103
Wilmington, NC 28405

Pres Chk

Report to: **Danielle Foster**

Email To: **danielle.foster@terracon.com;nick.lin**

Project Description: MCAS Cherry Point

City/State Collected: Havelock, NC

Please Circle: PT MT CT (ET)

Phone: **910-229-8597**

Client Project # K625P194

Lab Project # **TERRACWNC-CHERRY POI**

Collected by (print): Baylee Kurtz

Site/Facility ID # MCAS CP

P.O. #

Collected by (signature): Baylee Kurtz

Immediately Packed on Ice N ___ Y X

Rush? (Lab MUST Be Notified)
___ Same Day ___ Five Day
___ Next Day ___ 5 Day (Rad Only)
___ Two Day X 10 Day (Rad Only)
___ Three Day

Quote #

Date Results Needed: Standard

Analysis / Container / Preservative

Chain of Custody Page 1 of 1

Pace
PEOPLE ADVANCING SCIENCE

12065 Lebanon Rd Mount Juliet, TN 37122
Phone: 615-758-5858 Alt: 800-767-5859

Submitting a sample via this chain of custody constitutes acknowledgment and acceptance of the Pace Terms and Conditions found at: https://info.pacelabs.com/hubfs/pas-standard-terms.pdf

SDG # L934428

C121

Acctnum: **TERRACWNC**
Template: **T286010**
Prelogin: **P1197574**
PM: **Heather Wagner**
PB:
Shipped Via:

Sample ID	Comp/Grab	Matrix*	Depth	Date	Time	No. of Cntrs	DOD 6010 TAL Metals	DOD RCI	DOD8270TCL	DODDRO	DODPaint Filter	DODGRO	DODV8260BTEX	DODV8260TCL	DOD PFAS 1633	DOD Full TCLP+TCLP PCB	Remarks	Sample # (lab only)
CP-P292-S2-IDW-Solid	G	IDW	—	1-8-26	1400	5		X		X	X	X	X		X	X		01
CP-P292-S2-IDW-Liquid-02	G	IDW	—	1-8-26	1500	15		X		X	X	X	X		X	X		02
CP-P292-S2-IDW-Liquid-01	G	IDW	—	1-8-26	1400	15		X		X	X	X	X		X	X		03
						AB 01/10/2026												

* Matrix:
SS - Soil **AIR** - Air **F** - Filter
GW - Groundwater **B** - Bioassay
WW - WasteWater
DW - Drinking Water
OT - Other_____

Remarks:

pH _____ Temp _____
Flow _____ Other _____

PH – 10BDH07251
TRC – 5090A93

Samples returned via: __ UPS __ FedEx __ Courier __ _____

Tracking # 792091888840

Sample Receipt Checklist
COC Seal Present/Intact: __NP X Y __N
COC Signed/Accurate: __ Y __N
Bottles arrive intact: X Y __N
Correct bottles used: __ Y __N
Sufficient volume sent: __ Y __N
If Applicable
VOA Zero Headspace: __ Y __N
Preservation Correct/Checked: __ Y __N
RAD Screen <0.5 mR/hr: X __N

Relinquished by : (Signature)	Date:	Time:	Received by: (Signature)	Trip Blank Received: Yes / No HCL / MeOH TBR	
				1	
Relinquished by : (Signature)	Date:	Time:	Received by: (Signature)	Temp: °C Bottles Received: TLA 9 4.5-0=4.5 35	If preservation required by Login: Date/Time
Relinquished by : (Signature)	Date:	Time:	Received for lab by: (Signature) Ally Baker	Date: 01/10/2026 Time: 0900	Hold: / Condition: NCF / OK

Report of Analysis

Pace Analytical LLC
12065 Lebanon Rd.
Mt. Juliet, TN 37122
Attention: Jimmy Huckaba

Project Name: L1934428

Project Number: WG2673332

Lot Number:**BA13007**

Date Completed:01/29/2026

01/30/2026 5:20 AM
Approved and released by:
Project Manager II: **Edward Barnett**

The electronic signature above is the equivalent of a handwritten signature.
This report shall not be reproduced, except in its entirety, without the written approval of Pace Analytical Services, LLC.

Pace Analytical Services, LLC (*formerly Shealy Environmental Services, Inc.*)
106 Vantage Point Drive West Columbia, SC 29172
Tel: 803-791-9700 Fax: 803-791-9111 www.pacelabs.com

Case Narrative
Pace Analytical LLC
Lot Number: BA13007

This Report of Analysis contains the analytical result(s) for the sample(s) listed on the Sample Summary following this Case Narrative. The sample receiving date is documented in the header information associated with each sample.

All results listed in this report relate only to the samples that are contained within this report. Where sampling is conducted by the client, results relate to the accuracy of the information provided, and as the samples are received.

Sample receipt, sample analysis, and data review have been performed in accordance with the most current approved The NELAC Institute (TNI) standards, the Pace Analytical Services, LLC ("Pace") Laboratory Quality Manual, standard operating procedures (SOPs), and Pace policies. Additionally, the DoD QSM version 6.0 has been followed for these samples. Any exceptions to the TNI standards, the Laboratory Quality Manual, SOPs, the DoD QSM, or policies are qualified on the results page or discussed below.

Pace - West Columbia is a DOD/DOE accredited laboratory; however, the following subcontract laboratories do not hold DOD/DOE certification: Schnabel Engineering, Bunnell Lammons Engineering (BLE), and Pace - Sheridan Terra (WY). The use of these subcontract laboratories is approved by the customer prior to sample shipment.

Pace is a TNI accredited laboratory; however, the following analyses are currently not listed on our TNI scope accreditation: 11-Chloroeicosafluoro-3-oxaundecane-1-sulfonic acid (11Cl-PF3OUdS), 2H,2H,3H,3H-Perfluorooctanoic acid (5:3FTCA), 3-Perfluoroheptyl propanoic acid (7:3FTCA), 3-Perfluoropropyl propanoic acid (3:3FTCA), 4,8-Dioxa-3H-perfluorononanoic acid (ADONA), 9-Chlorohexadecafluoro-3-oxanonane-1-sulfonic acid (9Cl-PF3ONS), Hexafluoropropylene oxide dimer acid (HFPO-DA), N-ethyl perfluorooctanesulfonamide (NEtFOSA), N-ethyl perfluorooctanesulfonamidoethanol (NEtFOSE), N-methyl perfluorooctanesulfonamide (NMeFOSA), N-methyl perfluorooctanesulfonamidoethanol (NMeFOSE), Nonafluoro-3,6-dioxaheptanoic acid (NFDHA), Perfluoro(2-ethoxyethane)sulfonic acid (PFEESA), Perfluoro-3-methoxypropanoic acid (PFMPA), Perfluoro-4-methoxybutanoic acid (PFMBA), Perfluorododecanesulfonic acid (PFDoS), Perfluoropropanoic acid (PFPrA), 2H-perfluoro-2-octenoic acid (FHUEA), 2H-perfluoro-2-decenoic acid (FOUEA), Lithium Bis(trifluoromethane)sulfonimide (HQ-115) by EPA Method 8327. Perfluoropropanoic acid (PFPrA) and Bis (trifluoromethylsulfonyl)amine (TFSI) by EPA Method 1633.

Manual integration summaries are provided at the end of this report when applicable.

Where applicable, all soil sample results (including LOQ and DL if requested) are corrected for dry weight unless flagged with a "W" qualifier.

PFAS

The following sample was diluted due to the nature of the sample matrix: BA13007-002(MS/MSD). The LOQ has been elevated to reflect the dilution. The sample(s) was opaque.

BA13007-002 (CP-P292-S2-IDW-LIQUID-02) (Run 1) (Analysis Batch 29291) (Prep Batch 29264) PFAS 1633LV Method List (DOD QSM 6.0) (Refrigerated)

The low-level laboratory control sample (LLCS) for prep batch 29264 exceeded acceptance criteria for the following analyte: 5:3FTCA. The analyte was biased high and was not detected in the samples affected: BA13007-002, BA13007-003.

BA13007-002 (CP-P292-S2-IDW-LIQUID-02) (Run 1) (Analysis Batch 29291) (Prep Batch 29264) PFAS 1633LV Method List (DOD QSM 6.0) (Refrigerated)
BA13007-003 (CP-P292-S2-IDW-LIQUID-01) (Run 1) (Analysis Batch 29291) (Prep Batch 29264) PFAS 1633LV Method List (DOD QSM 6.0) (Refrigerated)

The following sample was diluted due to the nature of the sample matrix: BA13007-002. The LOQ has been elevated to reflect the dilution. The sample was cloudy.

BA13007-002 (CP-P292-S2-IDW-LIQUID-02) (Run 2) (Analysis Batch 29398) (Prep Batch 29314) PFAS 1633LV Method List (DOD QSM 6.0) (Refrigerated)

Sample Summary
Pace Analytical LLC
Lot Number: BA13007

Sample Number	Sample ID	Matrix	Date Sampled	Date Received
001	CP-P292-S2-IDW-SOLID	Solid	01/08/2026 1400	01/13/2026
002	CP-P292-S2-IDW-LIQUID-02	Aqueous	01/08/2026 1500	01/13/2026
003	CP-P292-S2-IDW-LIQUID-01	Aqueous	01/08/2026 1400	01/13/2026

(3 samples)

Detection Summary
Pace Analytical LLC
Lot Number: BA13007

Sample	Sample ID	Matrix	Parameter	Method	Result	Q	Units	Page
002	CP-P292-S2-IDW-LIQUID-02	Aqueous	PFHxS	1633	9.3	M-03	ng/L	8
002	CP-P292-S2-IDW-LIQUID-02	Aqueous	PFHxA	1633	15		ng/L	8
002	CP-P292-S2-IDW-LIQUID-02	Aqueous	PFOS	1633	21	M-03	ng/L	8
002	CP-P292-S2-IDW-LIQUID-02	Aqueous	PFOA	1633	19	M-03	ng/L	8
002	CP-P292-S2-IDW-LIQUID-02	Aqueous	PFPrA	1633	390	SM-03	ng/L	8
003	CP-P292-S2-IDW-LIQUID-01	Aqueous	8:2FTS	1633	6.3	M-03	ng/L	10
003	CP-P292-S2-IDW-LIQUID-01	Aqueous	6:2FTS	1633	3.2	J	ng/L	10
003	CP-P292-S2-IDW-LIQUID-01	Aqueous	PFBS	1633	7.4		ng/L	10
003	CP-P292-S2-IDW-LIQUID-01	Aqueous	PFBA	1633	7.0	M-03	ng/L	10
003	CP-P292-S2-IDW-LIQUID-01	Aqueous	PFDA	1633	1.1	J	ng/L	10
003	CP-P292-S2-IDW-LIQUID-01	Aqueous	PFHpS	1633	2.5	M-03	ng/L	10
003	CP-P292-S2-IDW-LIQUID-01	Aqueous	PFHpA	1633	6.6	M-03	ng/L	10
003	CP-P292-S2-IDW-LIQUID-01	Aqueous	PFHxS	1633	53		ng/L	10
003	CP-P292-S2-IDW-LIQUID-01	Aqueous	PFHxA	1633	18		ng/L	10
003	CP-P292-S2-IDW-LIQUID-01	Aqueous	PFNA	1633	2.2	M-03	ng/L	10
003	CP-P292-S2-IDW-LIQUID-01	Aqueous	PFOSA	1633	5.4	M-03	ng/L	10
003	CP-P292-S2-IDW-LIQUID-01	Aqueous	PFOS	1633	340	M-03	ng/L	10
003	CP-P292-S2-IDW-LIQUID-01	Aqueous	PFOA	1633	50		ng/L	10
003	CP-P292-S2-IDW-LIQUID-01	Aqueous	PFPeS	1633	5.0		ng/L	10
003	CP-P292-S2-IDW-LIQUID-01	Aqueous	PFPeA	1633	10	M-03	ng/L	10
003	CP-P292-S2-IDW-LIQUID-01	Aqueous	PFPrA	1633	160	M-03	ng/L	10

(21 detections)

PFAS by LC/MS/MS

Client: **Pace Analytical LLC**
Laboratory ID: **BA13007-001**
Description: **CP-P292-S2-IDW-SOLID**
Matrix: **Solid**
Date Sampled: **01/08/2026 1400**
% Solids: **64.4** **01/13/2026 1613**
Date Received: **01/13/2026**

Run	Prep Method	Analytical Method	Dilution	Analysis Date	Analyst	Prep Date	Batch
1	1633	1633	1	01/22/2026 1847	JWG	01/16/2026 0716	29297

Parameter	CAS Number	Analytical Method	Result	Q	LOQ	LOD	DL	Units	Run
Bis(trifluoromethylsulfonyl)amine (TFSI)	82113-65-3	1633	0.20	U	0.39	0.20	0.075	ng/g	1
11-chloroeicosafluoro-3-oxaundecane-1-sulfonic acid (11Cl-PF3...)	763051-92-9	1633	0.38	U	0.79	0.38	0.21	ng/g	1
9-Chlorohexadecafluoro-3-oxanonane-1-sulfonic acid (9Cl-PF3ONS)	756426-58-1	1633	0.37	U	0.79	0.37	0.21	ng/g	1
4,8-Dioxa-3H-perfluorononanoic acid (ADONA)	919005-14-4	1633	0.38	U	0.79	0.38	0.18	ng/g	1
1H,1H,2H,2H-Perfluorodecane sulfonic acid (8:2FTS)	39108-34-4	1633	0.38	U	0.79	0.38	0.24	ng/g	1
1H,1H,2H,2H-Perfluorohexane sulfonic acid (4:2FTS)	757124-72-4	1633	0.37	U	0.79	0.37	0.29	ng/g	1
1H,1H,2H,2H-Perfluorooctane sulfonic acid (6:2FTS)	27619-97-2	1633	0.56	U	0.79	0.56	0.51	ng/g	1
2H,2H,3H,3H-Perfluorooctanoic acid (5:3FTCA)	914637-49-3	1633	2.5	U	4.9	2.5	1.7	ng/g	1
Hexafluoropropylene oxide dimer acid (HFPO-DA)	13252-13-6	1633	0.40	U	0.79	0.40	0.21	ng/g	1
N-ethyl perfluorooctanesulfonamide (NEtFOSA)	4151-50-2	1633	0.10	U	0.20	0.10	0.078	ng/g	1
N-ethyl perfluorooctanesulfonamidoacetic acid (NEtFOSAA)	2991-50-6	1633	0.10	U	0.20	0.10	0.088	ng/g	1
N-ethyl perfluorooctanesulfonamidoethanol (NEtFOSE)	1691-99-2	1633	1.0	U	2.0	1.0	0.66	ng/g	1
N-methyl perfluorooctanesulfonamide (NMeFOSA)	31506-32-8	1633	0.10	U	0.20	0.10	0.059	ng/g	1
N-methyl perfluorooctanesulfonamidoacetic acid (NMeFOSAA)	2355-31-9	1633	0.15	U	0.20	0.15	0.15	ng/g	1
N-methyl perfluorooctanesulfonamidoethanol (NMeFOSE)	24448-09-7	1633	1.0	U	2.0	1.0	0.63	ng/g	1
Nonafluoro-3,6-dioxaheptanoic acid (NFDHA)	151772-58-6	1633	0.20	U	0.39	0.20	0.15	ng/g	1
Perfluoro(2-ethoxyethane)sulfonic acid (PFEESA)	113507-82-7	1633	0.18	U	0.39	0.18	0.077	ng/g	1
Perfluoro-3-methoxypropanoic acid (PFMPA)	377-73-1	1633	0.20	U	0.39	0.20	0.13	ng/g	1
Perfluoro-4-methoxybutanoic acid (PFMBA)	863090-89-5	1633	0.20	U	0.39	0.20	0.13	ng/g	1
Perfluorobutanesulfonic acid (PFBS)	375-73-5	1633	0.089	U	0.20	0.089	0.078	ng/g	1
Perfluorobutanoic acid (PFBA)	375-22-4	1633	0.40	UM-03	0.79	0.40	0.25	ng/g	1
Perfluorodecanesulfonic acid (PFDS)	335-77-3	1633	0.10	U	0.20	0.10	0.039	ng/g	1
Perfluorodecanoic acid (PFDA)	335-76-2	1633	0.15	U	0.20	0.15	0.11	ng/g	1
Perfluorododecanesulfonic acid (PFDoS)	79780-39-5	1633	0.10	U	0.20	0.10	0.067	ng/g	1
Perfluorododecanoic acid (PFDoA)	307-55-1	1633	0.10	U	0.20	0.10	0.096	ng/g	1
Perfluoroheptanesulfonic acid (PFHpS)	375-92-8	1633	0.10	U	0.20	0.10	0.081	ng/g	1
Perfluoroheptanoic acid (PFHpA)	375-85-9	1633	0.10	U	0.20	0.10	0.064	ng/g	1
3-Perfluoroheptyl propanoic acid (7:3FTCA)	812-70-4	1633	2.5	U	4.9	2.5	1.8	ng/g	1
Perfluorohexanesulfonic acid (PFHxS)	355-46-4	1633	0.091	U	0.20	0.091	0.064	ng/g	1
Perfluorohexanoic acid (PFHxA)	307-24-4	1633	0.10	U	0.20	0.10	0.037	ng/g	1
Perfluorononanesulfonic acid (PFNS)	68259-12-1	1633	0.10	U	0.20	0.10	0.083	ng/g	1
Perfluorononanoic acid (PFNA)	375-95-1	1633	0.10	U	0.20	0.10	0.095	ng/g	1
Perfluorooctanesulfonamide (PFOSA)	754-91-6	1633	0.10	U	0.20	0.10	0.077	ng/g	1
Perfluorooctanesulfonic acid (PFOS)	1763-23-1	1633	0.14	U	0.20	0.14	0.11	ng/g	1
Perfluorooctanoic acid (PFOA)	335-67-1	1633	0.15	U	0.20	0.15	0.11	ng/g	1
Perfluoropentanesulfonic acid (PFPeS)	2706-91-4	1633	0.094	U	0.20	0.094	0.050	ng/g	1
Perfluoropentanoic acid (PFPeA)	2706-90-3	1633	0.20	UM-03	0.39	0.20	0.15	ng/g	1
Perfluoropropanoic acid (PFPrA)	422-64-0	1633	0.71	U	0.79	0.71	0.66	ng/g	1
3-Perfluoropropyl propanoic acid (3:3FTCA)	356-02-5	1633	0.74	U	0.99	0.74	0.53	ng/g	1
Perfluorotetradecanoic acid (PFTeDA)	376-06-7	1633	0.10	U	0.20	0.10	0.098	ng/g	1
Perfluorotridecanoic acid (PFTrDA)	72629-94-8	1633	0.10	U	0.20	0.10	0.057	ng/g	1
Perfluoroundecanoic acid (PFUnA)	2058-94-8	1633	0.099	U	0.20	0.099	0.099	ng/g	1

LOQ = Limit of Quantitation	B = Detected in the method blank	E = Quantitation of compound exceeded the calibration range	DL = Detection Limit	Q = Surrogate failure
U = Not detected at or above the LOD	N = Recovery is out of criteria	P = The RPD between two GC columns exceeds 40%	J = Estimated result < LOQ and ≥ DL	L = LCS/LCSD failure
H = Out of holding time	W = Reported on wet weight basis	LOD = Limit of Detection		S = MS/MSD failure

Pace Analytical Services, LLC *(formerly Shealy Environmental Services, Inc.)*
106 Vantage Point Drive West Columbia, SC 29172 (803) 791-9700 Fax (803) 791-9111 www.pacelabs.com

PFAS by LC/MS/MS

Client: **Pace Analytical LLC**
Laboratory ID: **BA13007-001**
Description: **CP-P292-S2-IDW-SOLID**
Matrix: **Solid**
Date Sampled: **01/08/2026 1400**
% Solids: **64.4** **01/13/2026 1613**
Date Received: **01/13/2026**

Run	Prep Method	Analytical Method	Dilution	Analysis Date	Analyst	Prep Date	Batch
1	1633	1633	1	01/22/2026 1847	JWG	01/16/2026 0716	29297

Surrogate	Q	Run 1 % Recovery	Acceptance Limits
13C2-4:2FTS		106	40-165
13C2-6:2FTS		105	40-215
13C2-8:2FTS	M-03	103	40-275
13C8-PFOSA		93	40-130
D5-NEtFOSA	M-03	58	10-130
D3-NMeFOSA		66	10-130
D5-NEtFOSAA		86	40-150
D3-NMeFOSAA		94	40-135
13C4-PFBA		105	8-130
13C5-PFPeA		110	35-130
13C5-PFHxA		108	40-130
13C4-PFHpA		106	40-130
13C8-PFOA		106	40-130
13C9-PFNA		103	40-130
13C6-PFDA		99	40-130
13C3-PFBS		109	40-135
13C3-PFHxS		101	40-130
13C8-PFOS		97	40-130
13C7-PFUnA		84	40-130
13C2-PFDoA		78	40-130
13C2-PFTeDA		64	20-130
13C3-HFPO-DA		110	40-130
D7-NMeFOSE		81	20-130
D9-NEtFOSE		74	15-130
13C3-PFPrA		80	8-130

LOQ = Limit of Quantitation	B = Detected in the method blank	E = Quantitation of compound exceeded the calibration range	DL = Detection Limit	Q = Surrogate failure
U = Not detected at or above the LOD	N = Recovery is out of criteria	P = The RPD between two GC columns exceeds 40%	J = Estimated result < LOQ and ≥ DL	L = LCS/LCSD failure
H = Out of holding time	W = Reported on wet weight basis	LOD = Limit of Detection		S = MS/MSD failure

Pace Analytical Services, LLC *(formerly Shealy Environmental Services, Inc.)*
106 Vantage Point Drive West Columbia, SC 29172 (803) 791-9700 Fax (803) 791-9111 www.pacelabs.com

PFAS by LC/MS/MS

Client: **Pace Analytical LLC** Laboratory ID: **BA13007-002**

Description: **CP-P292-S2-IDW-LIQUID-02** Matrix: **Aqueous**

Date Sampled: **01/08/2026 1500**

Date Received: **01/13/2026**

Run	Prep Method	Analytical Method	Dilution	Analysis Date	Analyst	Prep Date	Batch
1	1633	1633	1	01/16/2026 0011	BWS	01/14/2026 1035	29264
2	1633	1633	1	01/22/2026 2050	BWS	01/19/2026 0909	29314

Parameter	CAS Number	Analytical Method	Result	Q	LOQ	LOD	DL	Units	Run
Bis(trifluoromethylsulfonyl)amine (TFSI)	82113-65-3	1633	8.0	U	16	8.0	2.5	ng/L	1
11-chloroeicosafluoro-3-oxaundecane-1-sulfonic acid (11Cl-PF3...)	763051-92-9	1633	15	U	32	15	4.7	ng/L	1
9-Chlorohexadecafluoro-3-oxanonane-1-sulfonic acid (9Cl-PF3ONS)	756426-58-1	1633	15	U	32	15	5.3	ng/L	1
4,8-Dioxa-3H-perfluorononanoic acid (ADONA)	919005-14-4	1633	15	U	32	15	5.1	ng/L	1
1H,1H,2H,2H-Perfluorodecane sulfonic acid (8:2FTS)	39108-34-4	1633	16	U	32	16	12	ng/L	1
1H,1H,2H,2H-Perfluorohexane sulfonic acid (4:2FTS)	757124-72-4	1633	15	U	32	15	8.4	ng/L	1
1H,1H,2H,2H-Perfluorooctane sulfonic acid (6:2FTS)	27619-97-2	1633	15	U	32	15	10	ng/L	1
2H,2H,3H,3H-Perfluorooctanoic acid (5:3FTCA)	914637-49-3	1633	100	UL	200	100	33	ng/L	1
Hexafluoropropylene oxide dimer acid (HFPO-DA)	13252-13-6	1633	16	U	32	16	5.7	ng/L	1
N-ethyl perfluorooctanesulfonamide (NEtFOSA)	4151-50-2	1633	4.0	U	8.0	4.0	2.2	ng/L	1
N-ethyl perfluorooctanesulfonamidoacetic acid (NEtFOSAA)	2991-50-6	1633	6.0	U	8.0	6.0	4.6	ng/L	1
N-ethyl perfluorooctanesulfonamidoethanol (NEtFOSE)	1691-99-2	1633	40	U	80	40	15	ng/L	1
N-methyl perfluorooctanesulfonamide (NMeFOSA)	31506-32-8	1633	4.0	U	8.0	4.0	1.5	ng/L	1
N-methyl perfluorooctanesulfonamidoacetic acid (NMeFOSAA)	2355-31-9	1633	4.0	U	8.0	4.0	1.5	ng/L	1
N-methyl perfluorooctanesulfonamidoethanol (NMeFOSE)	24448-09-7	1633	40	U	80	40	16	ng/L	1
Nonafluoro-3,6-dioxaheptanoic acid (NFDHA)	151772-58-6	1633	8.0	U	16	8.0	4.0	ng/L	1
Perfluoro(2-ethoxyethane)sulfonic acid (PFEESA)	113507-82-7	1633	7.0	U	16	7.0	1.5	ng/L	1
Perfluoro-3-methoxypropanoic acid (PFMPA)	377-73-1	1633	8.0	U	16	8.0	3.6	ng/L	1
Perfluoro-4-methoxybutanoic acid (PFMBA)	863090-89-5	1633	8.0	U	16	8.0	2.7	ng/L	1
Perfluorobutanesulfonic acid (PFBS)	375-73-5	1633	7.0	U	8.0	7.0	6.1	ng/L	1
Perfluorobutanoic acid (PFBA)	375-22-4	1633	16	U	32	16	4.8	ng/L	1
Perfluorodecanesulfonic acid (PFDS)	335-77-3	1633	3.9	U	8.0	3.9	2.1	ng/L	2
Perfluorodecanoic acid (PFDA)	335-76-2	1633	4.0	U	8.0	4.0	2.5	ng/L	1
Perfluorododecanesulfonic acid (PFDoS)	79780-39-5	1633	3.9	U	8.0	3.9	1.8	ng/L	1
Perfluorododecanoic acid (PFDoA)	307-55-1	1633	4.0	U	8.0	4.0	0.96	ng/L	1
Perfluoroheptanesulfonic acid (PFHpS)	375-92-8	1633	3.8	U	8.0	3.8	2.9	ng/L	1
Perfluoroheptanoic acid (PFHpA)	375-85-9	1633	4.0	U	8.0	4.0	1.6	ng/L	1
3-Perfluoroheptyl propanoic acid (7:3FTCA)	812-70-4	1633	100	U	200	100	40	ng/L	1
Perfluorohexanesulfonic acid (PFHxS)	**355-46-4**	**1633**	**9.3**	**M-03**	**8.0**	**3.7**	**3.5**	**ng/L**	**1**
Perfluorohexanoic acid (PFHxA)	**307-24-4**	**1633**	**15**		**8.0**	**4.0**	**1.2**	**ng/L**	**1**
Perfluorononanesulfonic acid (PFNS)	68259-12-1	1633	3.9	U	8.0	3.9	2.3	ng/L	1
Perfluorononanoic acid (PFNA)	375-95-1	1633	4.0	U	8.0	4.0	3.0	ng/L	1
Perfluorooctanesulfonamide (PFOSA)	754-91-6	1633	4.0	U	8.0	4.0	1.4	ng/L	1
Perfluorooctanesulfonic acid (PFOS)	**1763-23-1**	**1633**	**21**	**M-03**	**8.0**	**3.7**	**2.7**	**ng/L**	**1**
Perfluorooctanoic acid (PFOA)	**335-67-1**	**1633**	**19**	**M-03**	**8.0**	**4.0**	**3.7**	**ng/L**	**1**
Perfluoropentanesulfonic acid (PFPeS)	2706-91-4	1633	3.8	U	8.0	3.8	2.2	ng/L	1
Perfluoropentanoic acid (PFPeA)	2706-90-3	1633	8.0	U	16	8.0	2.2	ng/L	1
Perfluoropropanoic acid (PFPrA)	**422-64-0**	**1633**	**390**	**SM-03**	**32**	**16**	**13**	**ng/L**	**1**
3-Perfluoropropyl propanoic acid (3:3FTCA)	356-02-5	1633	20	US	40	20	7.5	ng/L	1
Perfluorotetradecanoic acid (PFTeDA)	376-06-7	1633	4.0	U	8.0	4.0	2.2	ng/L	1
Perfluorotridecanoic acid (PFTrDA)	72629-94-8	1633	4.0	US	8.0	4.0	3.1	ng/L	1
Perfluoroundecanoic acid (PFUnA)	2058-94-8	1633	6.0	U	8.0	6.0	4.1	ng/L	1

LOQ = Limit of Quantitation	B = Detected in the method blank	E = Quantitation of compound exceeded the calibration range	DL = Detection Limit	Q = Surrogate failure
U = Not detected at or above the LOD	N = Recovery is out of criteria	P = The RPD between two GC columns exceeds 40%	J = Estimated result < LOQ and ≥ DL	L = LCS/LCSD failure
H = Out of holding time	W = Reported on wet weight basis	LOD = Limit of Detection		S = MS/MSD failure

Pace Analytical Services, LLC *(formerly Shealy Environmental Services, Inc.)*
106 Vantage Point Drive West Columbia, SC 29172 (803) 791-9700 Fax (803) 791-9111 www.pacelabs.com

PFAS by LC/MS/MS

Client: **Pace Analytical LLC** Laboratory ID: **BA13007-002**

Description: **CP-P292-S2-IDW-LIQUID-02** Matrix: **Aqueous**

Date Sampled: **01/08/2026 1500**

Date Received: **01/13/2026**

Run	Prep Method	Analytical Method	Dilution	Analysis Date	Analyst	Prep Date	Batch
1	1633	1633	1	01/16/2026 0011	BWS	01/14/2026 1035	29264
2	1633	1633	1	01/22/2026 2050	BWS	01/19/2026 0909	29314

Surrogate	Q	Run 1 % Recovery	Acceptance Limits	Q	Run 2 % Recovery	Acceptance Limits
13C2-4:2FTS		103	40-200		102	40-200
13C2-6:2FTS		103	40-200		98	40-200
13C2-8:2FTS	M-03	137	40-300		103	40-300
13C8-PFOSA		90	40-130		80	40-130
D5-NEtFOSA		62	10-130		48	10-130
D3-NMeFOSA		73	10-130		50	10-130
D5-NEtFOSAA		117	25-135		89	25-135
D3-NMeFOSAA		96	40-170		82	40-170
13C4-PFBA	M-03	103	5-130		93	5-130
13C5-PFPeA		100	40-130		101	40-130
13C5-PFHxA		90	40-130		104	40-130
13C4-PFHpA		97	40-130		105	40-130
13C8-PFOA		96	40-130		117	40-130
13C9-PFNA		104	40-130		107	40-130
13C6-PFDA		101	40-130		90	40-130
13C3-PFBS		87	40-135		104	40-135
13C3-PFHxS		109	40-130		110	40-130
13C8-PFOS		113	40-130		104	40-130
13C7-PFUnA		95	30-130		78	30-130
13C2-PFDoA	M-03	108	10-130		130	10-130
13C2-PFTeDA		68	10-130		93	10-130
13C3-HFPO-DA		95	40-130		103	40-130
D7-NMeFOSE		85	10-130		66	10-130
D9-NEtFOSE	M-03	86	10-130		62	10-130
13C3-PFPrA		89	5-130		99	5-130

LOQ = Limit of Quantitation	B = Detected in the method blank	E = Quantitation of compound exceeded the calibration range	DL = Detection Limit	Q = Surrogate failure
U = Not detected at or above the LOD	N = Recovery is out of criteria	P = The RPD between two GC columns exceeds 40%	J = Estimated result < LOQ and ≥ DL	L = LCS/LCSD failure
H = Out of holding time	W = Reported on wet weight basis	LOD = Limit of Detection		S = MS/MSD failure

Pace Analytical Services, LLC *(formerly Shealy Environmental Services, Inc.)*
106 Vantage Point Drive West Columbia, SC 29172 (803) 791-9700 Fax (803) 791-9111 www.pacelabs.com

PFAS by LC/MS/MS

Client: **Pace Analytical LLC** Laboratory ID: **BA13007-003**

Description: **CP-P292-S2-IDW-LIQUID-01** Matrix: **Aqueous**

Date Sampled: **01/08/2026 1400**

Date Received: **01/13/2026**

Run	Prep Method	Analytical Method	Dilution	Analysis Date	Analyst	Prep Date	Batch
1	1633	1633	1	01/16/2026 0041	BWS	01/14/2026 1035	29264
2	1633	1633	1	01/22/2026 2100	BWS	01/19/2026 0909	29314

Parameter	CAS Number	Analytical Method	Result	Q	LOQ	LOD	DL	Units	Run
Bis(trifluoromethylsulfonyl)amine (TFSI)	82113-65-3	1633	1.4	U	2.8	1.4	0.45	ng/L	1
11-chloroeicosafluoro-3-oxaundecane-1-sulfonic acid (11Cl-PF3...)	763051-92-9	1633	2.6	U	5.6	2.6	0.83	ng/L	1
9-Chlorohexadecafluoro-3-oxanonane-1-sulfonic acid (9Cl-PF3ONS)	756426-58-1	1633	2.6	U	5.6	2.6	0.93	ng/L	1
4,8-Dioxa-3H-perfluorononanoic acid (ADONA)	919005-14-4	1633	2.6	U	5.6	2.6	0.90	ng/L	1
1H,1H,2H,2H-Perfluorodecane sulfonic acid (8:2FTS)	**39108-34-4**	**1633**	**6.3**	**M-03**	**5.6**	**2.7**	**2.2**	**ng/L**	**1**
1H,1H,2H,2H-Perfluorohexane sulfonic acid (4:2FTS)	757124-72-4	1633	2.6	U	5.6	2.6	1.5	ng/L	1
1H,1H,2H,2H-Perfluorooctane sulfonic acid (6:2FTS)	**27619-97-2**	**1633**	**3.2**	**J**	**5.6**	**2.6**	**1.8**	**ng/L**	**1**
2H,2H,3H,3H-Perfluorooctanoic acid (5:3FTCA)	914637-49-3	1633	18	UL	35	18	5.8	ng/L	1
Hexafluoropropylene oxide dimer acid (HFPO-DA)	13252-13-6	1633	2.8	U	5.6	2.8	1.0	ng/L	1
N-ethyl perfluorooctanesulfonamide (NEtFOSA)	4151-50-2	1633	0.70	U	1.4	0.70	0.39	ng/L	1
N-ethyl perfluorooctanesulfonamidoacetic acid (NEtFOSAA)	2991-50-6	1633	1.1	U	1.4	1.1	0.82	ng/L	1
N-ethyl perfluorooctanesulfonamidoethanol (NEtFOSE)	1691-99-2	1633	7.0	U	14	7.0	2.7	ng/L	1
N-methyl perfluorooctanesulfonamide (NMeFOSA)	31506-32-8	1633	0.70	U	1.4	0.70	0.26	ng/L	1
N-methyl perfluorooctanesulfonamidoacetic acid (NMeFOSAA)	2355-31-9	1633	0.70	U	1.4	0.70	0.26	ng/L	1
N-methyl perfluorooctanesulfonamidoethanol (NMeFOSE)	24448-09-7	1633	7.0	U	14	7.0	2.9	ng/L	1
Nonafluoro-3,6-dioxaheptanoic acid (NFDHA)	151772-58-6	1633	1.4	U	2.8	1.4	0.70	ng/L	1
Perfluoro(2-ethoxyethane)sulfonic acid (PFEESA)	113507-82-7	1633	1.2	U	2.8	1.2	0.27	ng/L	1
Perfluoro-3-methoxypropanoic acid (PFMPA)	377-73-1	1633	1.4	U	2.8	1.4	0.64	ng/L	1
Perfluoro-4-methoxybutanoic acid (PFMBA)	863090-89-5	1633	1.4	U	2.8	1.4	0.47	ng/L	1
Perfluorobutanesulfonic acid (PFBS)	**375-73-5**	**1633**	**7.4**		**1.4**	**1.2**	**1.1**	**ng/L**	**1**
Perfluorobutanoic acid (PFBA)	**375-22-4**	**1633**	**7.0**	**M-03**	**5.6**	**2.8**	**0.84**	**ng/L**	**1**
Perfluorodecanesulfonic acid (PFDS)	335-77-3	1633	0.67	U	1.4	0.67	0.35	ng/L	2
Perfluorodecanoic acid (PFDA)	**335-76-2**	**1633**	**1.1**	**J**	**1.4**	**0.70**	**0.43**	**ng/L**	**1**
Perfluorododecanesulfonic acid (PFDoS)	79780-39-5	1633	0.67	U	1.4	0.67	0.31	ng/L	1
Perfluorododecanoic acid (PFDoA)	307-55-1	1633	0.70	U	1.4	0.70	0.17	ng/L	1
Perfluoroheptanesulfonic acid (PFHpS)	**375-92-8**	**1633**	**2.5**	**M-03**	**1.4**	**0.67**	**0.51**	**ng/L**	**1**
Perfluoroheptanoic acid (PFHpA)	**375-85-9**	**1633**	**6.6**	**M-03**	**1.4**	**0.70**	**0.28**	**ng/L**	**1**
3-Perfluoroheptyl propanoic acid (7:3FTCA)	812-70-4	1633	18	U	35	18	7.1	ng/L	1
Perfluorohexanesulfonic acid (PFHxS)	**355-46-4**	**1633**	**53**		**1.4**	**0.64**	**0.62**	**ng/L**	**1**
Perfluorohexanoic acid (PFHxA)	**307-24-4**	**1633**	**18**		**1.4**	**0.70**	**0.21**	**ng/L**	**1**
Perfluorononanesulfonic acid (PFNS)	68259-12-1	1633	0.67	U	1.4	0.67	0.41	ng/L	1
Perfluorononanoic acid (PFNA)	**375-95-1**	**1633**	**2.2**	**M-03**	**1.4**	**0.70**	**0.53**	**ng/L**	**1**
Perfluorooctanesulfonamide (PFOSA)	**754-91-6**	**1633**	**5.4**	**M-03**	**1.4**	**0.70**	**0.25**	**ng/L**	**1**
Perfluorooctanesulfonic acid (PFOS)	**1763-23-1**	**1633**	**340**	**M-03**	**1.4**	**0.65**	**0.48**	**ng/L**	**1**
Perfluorooctanoic acid (PFOA)	**335-67-1**	**1633**	**50**		**1.4**	**0.70**	**0.64**	**ng/L**	**1**
Perfluoropentanesulfonic acid (PFPeS)	**2706-91-4**	**1633**	**5.0**		**1.4**	**0.66**	**0.38**	**ng/L**	**1**
Perfluoropentanoic acid (PFPeA)	**2706-90-3**	**1633**	**10**	**M-03**	**2.8**	**1.4**	**0.39**	**ng/L**	**1**
Perfluoropropanoic acid (PFPrA)	**422-64-0**	**1633**	**160**	**M-03**	**5.6**	**2.8**	**2.2**	**ng/L**	**1**
3-Perfluoropropyl propanoic acid (3:3FTCA)	356-02-5	1633	3.5	U	7.0	3.5	1.3	ng/L	1
Perfluorotetradecanoic acid (PFTeDA)	376-06-7	1633	0.70	U	1.4	0.70	0.38	ng/L	1
Perfluorotridecanoic acid (PFTrDA)	72629-94-8	1633	0.70	U	1.4	0.70	0.54	ng/L	1
Perfluoroundecanoic acid (PFUnA)	2058-94-8	1633	1.1	U	1.4	1.1	0.72	ng/L	1

LOQ = Limit of Quantitation	B = Detected in the method blank	E = Quantitation of compound exceeded the calibration range	DL = Detection Limit	Q = Surrogate failure
U = Not detected at or above the LOD	N = Recovery is out of criteria	P = The RPD between two GC columns exceeds 40%	J = Estimated result < LOQ and ≥ DL	L = LCS/LCSD failure
H = Out of holding time	W = Reported on wet weight basis	LOD = Limit of Detection		S = MS/MSD failure

Pace Analytical Services, LLC *(formerly Shealy Environmental Services, Inc.)*
106 Vantage Point Drive West Columbia, SC 29172 (803) 791-9700 Fax (803) 791-9111 www.pacelabs.com

PFAS by LC/MS/MS

Client: **Pace Analytical LLC** Laboratory ID: **BA13007-003**

Description: **CP-P292-S2-IDW-LIQUID-01** Matrix: **Aqueous**

Date Sampled: **01/08/2026 1400**

Date Received: **01/13/2026**

Run	Prep Method	Analytical Method	Dilution	Analysis Date	Analyst	Prep Date	Batch
1	1633	1633	1	01/16/2026 0041	BWS	01/14/2026 1035	29264
2	1633	1633	1	01/22/2026 2100	BWS	01/19/2026 0909	29314

Surrogate	Q	Run 1 % Recovery	Acceptance Limits	Q	Run 2 % Recovery	Acceptance Limits
13C2-4:2FTS		106	40-200		98	40-200
13C2-6:2FTS	M-03	110	40-200		103	40-200
13C2-8:2FTS		107	40-300		105	40-300
13C8-PFOSA		114	40-130		107	40-130
D5-NEtFOSA		74	10-130		68	10-130
D3-NMeFOSA	M-03	88	10-130		75	10-130
D5-NEtFOSAA		78	25-135		86	25-135
D3-NMeFOSAA		90	40-170		86	40-170
13C4-PFBA	M-03	97	5-130		107	5-130
13C5-PFPeA		106	40-130		118	40-130
13C5-PFHxA		96	40-130		122	40-130
13C4-PFHpA		92	40-130		119	40-130
13C8-PFOA		96	40-130		121	40-130
13C9-PFNA		105	40-130		126	40-130
13C6-PFDA		105	40-130		110	40-130
13C3-PFBS		93	40-135		122	40-135
13C3-PFHxS		106	40-130		121	40-130
13C8-PFOS	M-03	107	40-130		116	40-130
13C7-PFUnA		96	30-130		106	30-130
13C2-PFDoA		79	10-130		96	10-130
13C2-PFTeDA		76	10-130		81	10-130
13C3-HFPO-DA		93	40-130		124	40-130
D7-NMeFOSE	M-03	84	10-130		79	10-130
D9-NEtFOSE	M-03	82	10-130		72	10-130
13C3-PFPrA		11	5-130		89	5-130

LOQ = Limit of Quantitation	B = Detected in the method blank	E = Quantitation of compound exceeded the calibration range	DL = Detection Limit	Q = Surrogate failure
U = Not detected at or above the LOD	N = Recovery is out of criteria	P = The RPD between two GC columns exceeds 40%	J = Estimated result < LOQ and ≥ DL	L = LCS/LCSD failure
H = Out of holding time	W = Reported on wet weight basis	LOD = Limit of Detection		S = MS/MSD failure

Pace Analytical Services, LLC *(formerly Shealy Environmental Services, Inc.)*
106 Vantage Point Drive West Columbia, SC 29172 (803) 791-9700 Fax (803) 791-9111 www.pacelabs.com

QC Summary

PFAS by LC/MS/MS - MB

Sample ID: BQ29264-001
Batch: 29264
Analytical Method: 1633

Matrix: Aqueous
Prep Method: 1633
Prep Date: 01/14/2026 1035

Parameter	Result	Q	Dil	LOQ	LOD	DL	Units	Analysis Date
TFSI	1.6	U	1	3.2	1.6	0.51	ng/L	01/15/2026 2321
11Cl-PF3OUdS	3.0	U	1	6.4	3.0	0.95	ng/L	01/15/2026 2321
9Cl-PF3ONS	3.0	U	1	6.4	3.0	1.1	ng/L	01/15/2026 2321
ADONA	3.0	U	1	6.4	3.0	1.0	ng/L	01/15/2026 2321
8:2FTS	3.1	U	1	6.4	3.1	2.5	ng/L	01/15/2026 2321
4:2FTS	3.0	U	1	6.4	3.0	1.7	ng/L	01/15/2026 2321
6:2FTS	3.0	U	1	6.4	3.0	2.1	ng/L	01/15/2026 2321
5:3FTCA	20	U	1	40	20	6.6	ng/L	01/15/2026 2321
HFPO-DA	3.2	U	1	6.4	3.2	1.1	ng/L	01/15/2026 2321
NEtFOSA	0.80	U	1	1.6	0.80	0.44	ng/L	01/15/2026 2321
NEtFOSAA	1.2	U	1	1.6	1.2	0.93	ng/L	01/15/2026 2321
NEtFOSE	8.0	U	1	16	8.0	3.0	ng/L	01/15/2026 2321
NMeFOSA	0.80	U	1	1.6	0.80	0.30	ng/L	01/15/2026 2321
NMeFOSAA	0.80	U	1	1.6	0.80	0.30	ng/L	01/15/2026 2321
NMeFOSE	8.0	U	1	16	8.0	3.3	ng/L	01/15/2026 2321
NFDHA	1.6	U	1	3.2	1.6	0.79	ng/L	01/15/2026 2321
PFEESA	1.4	U	1	3.2	1.4	0.30	ng/L	01/15/2026 2321
PFMPA	1.6	U	1	3.2	1.6	0.72	ng/L	01/15/2026 2321
PFMBA	1.6	U	1	3.2	1.6	0.53	ng/L	01/15/2026 2321
PFBS	1.4	U	1	1.6	1.4	1.2	ng/L	01/15/2026 2321
PFBA	3.2	U	1	6.4	3.2	0.95	ng/L	01/15/2026 2321
PFDA	0.80	U	1	1.6	0.80	0.49	ng/L	01/15/2026 2321
PFDoS	0.77	U	1	1.6	0.77	0.36	ng/L	01/15/2026 2321
PFDoA	0.80	U	1	1.6	0.80	0.19	ng/L	01/15/2026 2321
PFHpS	0.76	U	1	1.6	0.76	0.58	ng/L	01/15/2026 2321
PFHpA	0.80	U	1	1.6	0.80	0.32	ng/L	01/15/2026 2321
7:3FTCA	20	U	1	40	20	8.1	ng/L	01/15/2026 2321
PFHxS	0.73	U	1	1.6	0.73	0.71	ng/L	01/15/2026 2321
PFHxA	0.80	U	1	1.6	0.80	0.24	ng/L	01/15/2026 2321
PFNS	0.77	U	1	1.6	0.77	0.47	ng/L	01/15/2026 2321
PFNA	0.80	U	1	1.6	0.80	0.61	ng/L	01/15/2026 2321
PFOSA	0.80	U	1	1.6	0.80	0.29	ng/L	01/15/2026 2321
PFOS	0.74	UM-03	1	1.6	0.74	0.55	ng/L	01/15/2026 2321
PFOA	0.80	U	1	1.6	0.80	0.73	ng/L	01/15/2026 2321
PFPeS	0.75	U	1	1.6	0.75	0.44	ng/L	01/15/2026 2321
PFPeA	1.6	U	1	3.2	1.6	0.44	ng/L	01/15/2026 2321
PFPrA	3.2	UM-03	1	6.4	3.2	2.5	ng/L	01/15/2026 2321
3:3FTCA	4.0	U	1	8.0	4.0	1.5	ng/L	01/15/2026 2321
PFTeDA	0.80	U	1	1.6	0.80	0.43	ng/L	01/15/2026 2321
PFTrDA	0.80	U	1	1.6	0.80	0.61	ng/L	01/15/2026 2321
PFUnA	1.2	U	1	1.6	1.2	0.82	ng/L	01/15/2026 2321

Surrogate	Q	% Rec	Acceptance Limit
13C2-4:2FTS		115	40-200

LOQ = Limit of Quantitation
DL = Detection Limit
LOD = Limit of Detection

U = Not detected at or above the LOD
J = Estimated result < LOQ and ≥ DL
* = RSD is out of criteria

N = Recovery is out of criteria
P = The RPD between two GC columns exceeds 40%
+ = RPD is out of criteria

Note: Calculations are performed before rounding to avoid round-off errors in calculated results

Pace Analytical Services, LLC *(formerly Shealy Environmental Services, Inc.)*
106 Vantage Point Drive West Columbia, SC 29172 (803) 791-9700 Fax (803) 791-9111 www.pacelabs.com

PFAS by LC/MS/MS - MB

Sample ID: BQ29264-001
Batch: 29264
Analytical Method: 1633

Matrix: Aqueous
Prep Method: 1633
Prep Date: 01/14/2026 1035

Surrogate	Q	% Rec	Acceptance Limit
13C2-6:2FTS		130	40-200
13C2-8:2FTS	M-03	119	40-300
13C8-PFOSA		111	40-130
D5-NEtFOSA		87	10-130
D3-NMeFOSA		92	10-130
D5-NEtFOSAA		104	25-135
D3-NMeFOSAA		100	40-170
13C4-PFBA	M-03	112	5-130
13C5-PFPeA		116	40-130
13C5-PFHxA		104	40-130
13C4-PFHpA		106	40-130
13C8-PFOA		107	40-130
13C9-PFNA		108	40-130
13C6-PFDA	M-03	99	40-130
13C3-PFBS		93	40-135
13C3-PFHxS		112	40-130
13C8-PFOS		107	40-130
13C7-PFUnA		84	30-130
13C2-PFDoA		77	10-130
13C2-PFTeDA	M-03	83	10-130
13C3-HFPO-DA		105	40-130
D7-NMeFOSE	M-03	113	10-130
D9-NEtFOSE	M-03	111	10-130
13C3-PFPrA		123	5-130

LOQ = Limit of Quantitation
DL = Detection Limit
LOD = Limit of Detection

U = Not detected at or above the LOD
J = Estimated result < LOQ and ≥ DL
* = RSD is out of criteria

N = Recovery is out of criteria
P = The RPD between two GC columns exceeds 40%
+ = RPD is out of criteria

Note: Calculations are performed before rounding to avoid round-off errors in calculated results

PFAS by LC/MS/MS - LCS

Sample ID: BQ29264-002
Batch: 29264
Analytical Method: 1633

Matrix: Aqueous
Prep Method: 1633
Prep Date: 01/14/2026 1035

Parameter	Spike Amount (ng/L)	Result (ng/L)	Q	Dil	% Rec	%Rec Limit	Analysis Date
TFSI	78	90		1	115	70-140	01/15/2026 2332
11Cl-PF3OUdS	150	100		1	68	55-160	01/15/2026 2332
9Cl-PF3ONS	150	130		1	90	70-155	01/15/2026 2332
ADONA	150	160		1	106	65-145	01/15/2026 2332
8:2FTS	150	170		1	110	60-150	01/15/2026 2332
4:2FTS	150	160		1	106	70-145	01/15/2026 2332
6:2FTS	150	150		1	99	65-155	01/15/2026 2332
5:3FTCA	1000	1300		1	127	70-135	01/15/2026 2332
HFPO-DA	160	170		1	108	70-140	01/15/2026 2332
NEtFOSA	40	41	M-03	1	103	65-145	01/15/2026 2332
NEtFOSAA	40	40	M-03	1	100	70-145	01/15/2026 2332
NEtFOSE	400	410	M-03	1	102	70-135	01/15/2026 2332
NMeFOSA	40	40	M-03	1	101	60-150	01/15/2026 2332
NMeFOSAA	40	34	M-03	1	84	50-140	01/15/2026 2332
NMeFOSE	400	410	M-03	1	104	70-145	01/15/2026 2332
NFDHA	80	98		1	122	50-150	01/15/2026 2332
PFEESA	71	80		1	113	70-140	01/15/2026 2332
PFMPA	80	83	M-03	1	103	55-140	01/15/2026 2332
PFMBA	80	78	M-03	1	97	60-150	01/15/2026 2332
PFBS	36	41		1	116	60-145	01/15/2026 2332
PFBA	160	160	M-03	1	100	70-140	01/15/2026 2332
PFDA	40	41	M-03	1	103	70-140	01/15/2026 2332
PFDoS	39	23	M-03	1	59	50-145	01/15/2026 2332
PFDoA	40	42		1	106	70-140	01/15/2026 2332
PFHpS	38	36	M-03	1	95	70-150	01/15/2026 2332
PFHpA	40	41		1	102	70-150	01/15/2026 2332
7:3FTCA	1000	1200	M-03	1	120	50-145	01/15/2026 2332
PFHxS	36	37		1	101	65-145	01/15/2026 2332
PFHxA	40	43		1	107	70-145	01/15/2026 2332
PFNS	38	31	M-03	1	82	65-145	01/15/2026 2332
PFNA	40	40	M-03	1	100	70-150	01/15/2026 2332
PFOSA	40	38	M-03	1	94	70-145	01/15/2026 2332
PFOS	37	31	M-03	1	85	55-150	01/15/2026 2332
PFOA	40	39		1	97	70-150	01/15/2026 2332
PFPeS	38	41	M-03	1	109	65-140	01/15/2026 2332
PFPeA	80	84	M-03	1	105	65-135	01/15/2026 2332
PFPrA	160	160		1	98	70-140	01/15/2026 2332
3:3FTCA	200	250	M-03	1	126	65-130	01/15/2026 2332
PFTeDA	40	32		1	81	60-140	01/15/2026 2332
PFTrDA	40	41	M-03	1	104	65-140	01/15/2026 2332
PFUnA	40	44	M-03	1	110	70-145	01/15/2026 2332

Surrogate	Q	% Rec	Acceptance Limit
13C2-4:2FTS		119	40-200

LOQ = Limit of Quantitation
DL = Detection Limit
LOD = Limit of Detection

U = Not detected at or above the LOD
J = Estimated result < LOQ and ≥ DL
* = RSD is out of criteria

N = Recovery is out of criteria
P = The RPD between two GC columns exceeds 40%
+ = RPD is out of criteria

Note: Calculations are performed before rounding to avoid round-off errors in calculated results

PFAS by LC/MS/MS - LCS

Sample ID: BQ29264-002
Batch: 29264
Analytical Method: 1633

Matrix: Aqueous
Prep Method: 1633
Prep Date: 01/14/2026 1035

Surrogate	Q	% Rec	Acceptance Limit
13C2-6:2FTS		131	40-200
13C2-8:2FTS		119	40-300
13C8-PFOSA		121	40-130
D5-NEtFOSA		81	10-130
D3-NMeFOSA	M-03	84	10-130
D5-NEtFOSAA		103	25-135
D3-NMeFOSAA		112	40-170
13C4-PFBA	M-03	112	5-130
13C5-PFPeA		115	40-130
13C5-PFHxA		100	40-130
13C4-PFHpA		107	40-130
13C8-PFOA		107	40-130
13C9-PFNA	M-03	107	40-130
13C6-PFDA		103	40-130
13C3-PFBS		96	40-135
13C3-PFHxS		109	40-130
13C8-PFOS		122	40-130
13C7-PFUnA		82	30-130
13C2-PFDoA		68	10-130
13C2-PFTeDA		88	10-130
13C3-HFPO-DA		105	40-130
D7-NMeFOSE		117	10-130
D9-NEtFOSE	M-03	119	10-130
13C3-PFPrA		126	5-130

LOQ = Limit of Quantitation
DL = Detection Limit
LOD = Limit of Detection

U = Not detected at or above the LOD
J = Estimated result < LOQ and ≥ DL
* = RSD is out of criteria

N = Recovery is out of criteria
P = The RPD between two GC columns exceeds 40%
+ = RPD is out of criteria

Note: Calculations are performed before rounding to avoid round-off errors in calculated results

PFAS by LC/MS/MS - LCS

Sample ID: BQ29264-102
Batch: 29264
Analytical Method: 1633

Matrix: Aqueous
Prep Method: 1633
Prep Date: 01/14/2026 1035

Parameter	Spike Amount (ng/L)	Result (ng/L)	Q	Dil	% Rec	%Rec Limit	Analysis Date
TFSI	6.3	7.3	M-03	1	116	70-140	01/15/2026 2341
11Cl-PF3OUdS	12	8.4	M-03	1	70	55-160	01/15/2026 2341
9Cl-PF3ONS	12	11	M-03	1	94	70-155	01/15/2026 2341
ADONA	12	13		1	105	65-145	01/15/2026 2341
8:2FTS	12	13	M-03	1	108	60-150	01/15/2026 2341
4:2FTS	12	13	M-03	1	109	70-145	01/15/2026 2341
6:2FTS	12	12	M-03	1	102	65-155	01/15/2026 2341
5:3FTCA	80	110	N	1	139	70-135	01/15/2026 2341
HFPO-DA	13	15		1	118	70-140	01/15/2026 2341
NEtFOSA	3.2	3.4	M-03	1	106	65-145	01/15/2026 2341
NEtFOSAA	3.2	3.8	M-03	1	118	70-145	01/15/2026 2341
NEtFOSE	32	33	M-03	1	105	70-135	01/15/2026 2341
NMeFOSA	3.2	3.7	M-03	1	115	60-150	01/15/2026 2341
NMeFOSAA	3.2	1.9	M-03	1	59	50-140	01/15/2026 2341
NMeFOSE	32	32	M-03	1	101	70-145	01/15/2026 2341
NFDHA	6.4	7.8		1	122	50-150	01/15/2026 2341
PFEESA	5.7	6.8		1	119	70-140	01/15/2026 2341
PFMPA	6.4	7.2	M-03	1	113	55-140	01/15/2026 2341
PFMBA	6.4	6.6	M-03	1	103	60-150	01/15/2026 2341
PFBS	2.8	3.4	M-03	1	121	60-145	01/15/2026 2341
PFBA	13	14	M-03	1	109	70-140	01/15/2026 2341
PFDA	3.2	2.5	M-03	1	77	70-140	01/15/2026 2341
PFDoS	3.1	2.0	M-03	1	66	50-145	01/15/2026 2341
PFDoA	3.2	3.4	M-03	1	107	70-140	01/15/2026 2341
PFHpS	3.0	2.8	M-03	1	93	70-150	01/15/2026 2341
PFHpA	3.2	3.2	M-03	1	101	70-150	01/15/2026 2341
7:3FTCA	80	100		1	130	50-145	01/15/2026 2341
PFHxS	2.9	3.1	M-03	1	106	65-145	01/15/2026 2341
PFHxA	3.2	3.7	M-03	1	116	70-145	01/15/2026 2341
PFNS	3.1	2.3	M-03	1	75	65-145	01/15/2026 2341
PFNA	3.2	4.0	M-03	1	126	70-150	01/15/2026 2341
PFOSA	3.2	3.0	M-03	1	94	70-145	01/15/2026 2341
PFOS	3.0	3.3	M-03	1	113	55-150	01/15/2026 2341
PFOA	3.2	3.3	M-03	1	104	70-150	01/15/2026 2341
PFPeS	3.0	3.1		1	102	65-140	01/15/2026 2341
PFPeA	6.4	6.9	M-03	1	108	65-135	01/15/2026 2341
PFPrA	13	15	M-03	1	119	70-140	01/15/2026 2341
3:3FTCA	16	20		1	126	65-130	01/15/2026 2341
PFTeDA	3.2	2.8	M-03	1	87	60-140	01/15/2026 2341
PFTrDA	3.2	3.8	M-03	1	118	65-140	01/15/2026 2341
PFUnA	3.2	3.6		1	113	70-145	01/15/2026 2341

Surrogate	Q	% Rec	Acceptance Limit
13C2-4:2FTS		112	40-200

LOQ = Limit of Quantitation
DL = Detection Limit
LOD = Limit of Detection

U = Not detected at or above the LOD
J = Estimated result < LOQ and ≥ DL
* = RSD is out of criteria

N = Recovery is out of criteria
P = The RPD between two GC columns exceeds 40%
+ = RPD is out of criteria

Note: Calculations are performed before rounding to avoid round-off errors in calculated results

Pace Analytical Services, LLC *(formerly Shealy Environmental Services, Inc.)*
106 Vantage Point Drive West Columbia, SC 29172 (803) 791-9700 Fax (803) 791-9111 www.pacelabs.com

PFAS by LC/MS/MS - LCS

Sample ID: BQ29264-102
Batch: 29264
Analytical Method: 1633

Matrix: Aqueous
Prep Method: 1633
Prep Date: 01/14/2026 1035

Surrogate	Q	% Rec	Acceptance Limit
13C2-6:2FTS		124	40-200
13C2-8:2FTS		111	40-300
13C8-PFOSA		113	40-130
D5-NEtFOSA	M-03	74	10-130
D3-NMeFOSA		78	10-130
D5-NEtFOSAA		92	25-135
D3-NMeFOSAA		105	40-170
13C4-PFBA	M-03	106	5-130
13C5-PFPeA		115	40-130
13C5-PFHxA		100	40-130
13C4-PFHpA		108	40-130
13C8-PFOA		103	40-130
13C9-PFNA		99	40-130
13C6-PFDA		87	40-130
13C3-PFBS		93	40-135
13C3-PFHxS		109	40-130
13C8-PFOS	M-03	109	40-130
13C7-PFUnA		72	30-130
13C2-PFDoA		68	10-130
13C2-PFTeDA		84	10-130
13C3-HFPO-DA		107	40-130
D7-NMeFOSE	M-03	113	10-130
D9-NEtFOSE	M-03	112	10-130
13C3-PFPrA		116	5-130

LOQ = Limit of Quantitation
DL = Detection Limit
LOD = Limit of Detection

U = Not detected at or above the LOD
J = Estimated result < LOQ and ≥ DL
* = RSD is out of criteria

N = Recovery is out of criteria
P = The RPD between two GC columns exceeds 40%
+ = RPD is out of criteria

Note: Calculations are performed before rounding to avoid round-off errors in calculated results

PFAS by LC/MS/MS - MS

Sample ID: BA13007-002MS
Batch: 29264
Analytical Method: 1633

Matrix: Aqueous
Prep Method: 1633
Prep Date: 01/14/2026 1035

Parameter	Sample Amount (ng/L)	Spike Amount (ng/L)	Result (ng/L)	Q	Dil	% Rec	%Rec Limit	Analysis Date
TFSI	ND	390	480	M-03	1	122	70-140	01/16/2026 0021
11Cl-PF3OUdS	ND	750	540	M-03	1	72	55-160	01/16/2026 0021
9Cl-PF3ONS	ND	750	690		1	92	70-155	01/16/2026 0021
ADONA	ND	760	860		1	114	65-145	01/16/2026 0021
8:2FTS	ND	770	860		1	112	60-150	01/16/2026 0021
4:2FTS	ND	750	850		1	113	70-145	01/16/2026 0021
6:2FTS	ND	760	720	M-03	1	95	65-155	01/16/2026 0021
5:3FTCA	ND	5000	6500		1	130	70-135	01/16/2026 0021
HFPO-DA	ND	800	890		1	112	70-140	01/16/2026 0021
NEtFOSA	ND	200	220	M-03	1	111	65-145	01/16/2026 0021
NEtFOSAA	ND	200	190	M-03	1	96	70-145	01/16/2026 0021
NEtFOSE	ND	2000	2100	M-03	1	103	70-135	01/16/2026 0021
NMeFOSA	ND	200	200	M-03	1	101	60-150	01/16/2026 0021
NMeFOSAA	ND	200	180	M-03	1	88	50-140	01/16/2026 0021
NMeFOSE	ND	2000	2100	M-03	1	104	70-145	01/16/2026 0021
NFDHA	ND	400	490		1	123	50-150	01/16/2026 0021
PFEESA	ND	360	420		1	118	70-140	01/16/2026 0021
PFMPA	ND	400	400	M-03	1	99	55-140	01/16/2026 0021
PFMBA	ND	400	400	M-03	1	101	60-150	01/16/2026 0021
PFBS	ND	180	190		1	110	60-145	01/16/2026 0021
PFBA	ND	800	830	M-03	1	104	70-140	01/16/2026 0021
PFDA	ND	200	200		1	99	70-140	01/16/2026 0021
PFDoS	ND	190	110	M-03	1	56	50-145	01/16/2026 0021
PFDoA	ND	200	200	M-03	1	100	70-140	01/16/2026 0021
PFHpS	ND	190	160		1	83	70-150	01/16/2026 0021
PFHpA	ND	200	220		1	109	70-150	01/16/2026 0021
7:3FTCA	ND	5000	6200		1	123	50-145	01/16/2026 0021
PFHxS	9.3	180	210		1	112	65-145	01/16/2026 0021
PFHxA	15	200	230	M-03	1	106	70-145	01/16/2026 0021
PFNS	ND	190	180	M-03	1	94	65-145	01/16/2026 0021
PFNA	ND	200	210	M-03	1	104	70-150	01/16/2026 0021
PFOSA	ND	200	200	M-03	1	101	70-145	01/16/2026 0021
PFOS	21	190	190	M-03	1	90	55-150	01/16/2026 0021
PFOA	19	200	230		1	104	70-150	01/16/2026 0021
PFPeS	ND	190	220		1	115	65-140	01/16/2026 0021
PFPeA	ND	400	410		1	103	65-135	01/16/2026 0021
PFPrA	390	800	2000	NM-03	1	197	70-140	01/16/2026 0021
3:3FTCA	ND	1000	1300	NM-03	1	133	65-130	01/16/2026 0021
PFTeDA	ND	200	180		1	88	60-140	01/16/2026 0021
PFTrDA	ND	200	120	N	1	62	65-140	01/16/2026 0021
PFUnA	ND	200	190		1	94	70-145	01/16/2026 0021

Surrogate	Q	% Rec	Acceptance Limit
13C2-4:2FTS		91	40-200

LOQ = Limit of Quantitation
DL = Detection Limit
LOD = Limit of Detection

U = Not detected at or above the LOD
J = Estimated result < LOQ and ≥ DL
* = RSD is out of criteria

N = Recovery is out of criteria
P = The RPD between two GC columns exceeds 40%
+ = RPD is out of criteria

Note: Calculations are performed before rounding to avoid round-off errors in calculated results

Pace Analytical Services, LLC *(formerly Shealy Environmental Services, Inc.)*
106 Vantage Point Drive West Columbia, SC 29172 (803) 791-9700 Fax (803) 791-9111 www.pacelabs.com

PFAS by LC/MS/MS - MS

Sample ID: BA13007-002MS
Batch: 29264
Analytical Method: 1633

Matrix: Aqueous
Prep Method: 1633
Prep Date: 01/14/2026 1035

Surrogate	Q	% Rec	Acceptance Limit
13C2-6:2FTS		104	40-200
13C2-8:2FTS		116	40-300
13C8-PFOSA		89	40-130
D5-NEtFOSA	M-03	63	10-130
D3-NMeFOSA		76	10-130
D5-NEtFOSAA		126	25-135
D3-NMeFOSAA		100	40-170
13C4-PFBA	M-03	103	5-130
13C5-PFPeA		107	40-130
13C5-PFHxA		96	40-130
13C4-PFHpA		101	40-130
13C8-PFOA		94	40-130
13C9-PFNA		98	40-130
13C6-PFDA		104	40-130
13C3-PFBS		87	40-135
13C3-PFHxS		98	40-130
13C8-PFOS		116	40-130
13C7-PFUnA		99	30-130
13C2-PFDoA		109	10-130
13C2-PFTeDA		63	10-130
13C3-HFPO-DA		100	40-130
D7-NMeFOSE		84	10-130
D9-NEtFOSE	M-03	86	10-130
13C3-PFPrA		28	5-130

LOQ = Limit of Quantitation
DL = Detection Limit
LOD = Limit of Detection

U = Not detected at or above the LOD
J = Estimated result < LOQ and ≥ DL
* = RSD is out of criteria

N = Recovery is out of criteria
P = The RPD between two GC columns exceeds 40%
+ = RPD is out of criteria

Note: Calculations are performed before rounding to avoid round-off errors in calculated results

PFAS by LC/MS/MS - MSD

Sample ID: BA13007-002MD
Batch: 29264
Analytical Method: 1633

Matrix: Aqueous
Prep Method: 1633
Prep Date: 01/14/2026 1035

Parameter	Sample Amount (ng/L)	Spike Amount (ng/L)	Result (ng/L)	Q	Dil	% Rec	% RPD	%Rec Limit	% RPD Limit	Analysis Date
TFSI	ND	390	470		1	119	1.8	70-140	30	01/16/2026 0031
11Cl-PF3OUdS	ND	750	500		1	67	7.0	55-160	30	01/16/2026 0031
9Cl-PF3ONS	ND	750	670		1	89	2.9	70-155	30	01/16/2026 0031
ADONA	ND	760	840		1	112	1.7	65-145	30	01/16/2026 0031
8:2FTS	ND	770	840		1	109	2.6	60-150	30	01/16/2026 0031
4:2FTS	ND	750	740		1	99	14	70-145	30	01/16/2026 0031
6:2FTS	ND	760	670		1	88	7.4	65-155	30	01/16/2026 0031
5:3FTCA	ND	5000	6400		1	129	1.2	70-135	30	01/16/2026 0031
HFPO-DA	ND	800	900		1	112	0.45	70-140	30	01/16/2026 0031
NEtFOSA	ND	200	220	M-03	1	109	2.5	65-145	30	01/16/2026 0031
NEtFOSAA	ND	200	200		1	101	6.0	70-145	30	01/16/2026 0031
NEtFOSE	ND	2000	2000	M-03	1	102	1.2	70-135	30	01/16/2026 0031
NMeFOSA	ND	200	190	M-03	1	96	4.6	60-150	30	01/16/2026 0031
NMeFOSAA	ND	200	180	M-03	1	88	0.47	50-140	30	01/16/2026 0031
NMeFOSE	ND	2000	2100	M-03	1	105	1.4	70-145	30	01/16/2026 0031
NFDHA	ND	400	480		1	120	2.8	50-150	30	01/16/2026 0031
PFEESA	ND	360	420		1	117	0.97	70-140	30	01/16/2026 0031
PFMPA	ND	400	400	M-03	1	99	0.61	55-140	30	01/16/2026 0031
PFMBA	ND	400	410	M-03	1	103	2.1	60-150	30	01/16/2026 0031
PFBS	ND	180	190		1	108	1.3	60-145	30	01/16/2026 0031
PFBA	ND	800	820	M-03	1	102	2.3	70-140	30	01/16/2026 0031
PFDA	ND	200	200		1	100	1.7	70-140	30	01/16/2026 0031
PFDoS	ND	190	110	M-03	1	56	0.017	50-145	30	01/16/2026 0031
PFDoA	ND	200	190		1	97	3.6	70-140	30	01/16/2026 0031
PFHpS	ND	190	160		1	85	1.8	70-150	30	01/16/2026 0031
PFHpA	ND	200	210		1	104	4.3	70-150	30	01/16/2026 0031
7:3FTCA	ND	5000	5600		1	112	9.5	50-145	30	01/16/2026 0031
PFHxS	9.3	180	190	M-03	1	97	14	65-145	30	01/16/2026 0031
PFHxA	15	200	230	M-03	1	107	0.51	70-145	30	01/16/2026 0031
PFNS	ND	190	160	M-03	1	85	9.9	65-145	30	01/16/2026 0031
PFNA	ND	200	190	M-03	1	97	6.9	70-150	30	01/16/2026 0031
PFOSA	ND	200	200	M-03	1	98	3.6	70-145	30	01/16/2026 0031
PFOS	21	190	180	M-03	1	83	7.0	55-150	30	01/16/2026 0031
PFOA	19	200	210		1	96	6.7	70-150	30	01/16/2026 0031
PFPeS	ND	190	190		1	103	10	65-140	30	01/16/2026 0031
PFPeA	ND	400	430		1	107	3.5	65-135	30	01/16/2026 0031
PFPrA	390	800	1100	M-03,+	1	95	53	70-140	30	01/16/2026 0031
3:3FTCA	ND	1000	1300	M-03	1	130	2.5	65-130	30	01/16/2026 0031
PFTeDA	ND	200	170	M-03	1	85	3.4	60-140	30	01/16/2026 0031
PFTrDA	ND	200	150	M-03	1	73	16	65-140	30	01/16/2026 0031
PFUnA	ND	200	190	M-03	1	95	0.96	70-145	30	01/16/2026 0031

Surrogate	Q	% Rec	Acceptance Limit
13C2-4:2FTS		105	40-200

LOQ = Limit of Quantitation
DL = Detection Limit
LOD = Limit of Detection

U = Not detected at or above the LOD
J = Estimated result < LOQ and ≥ DL
* = RSD is out of criteria

N = Recovery is out of criteria
P = The RPD between two GC columns exceeds 40%
+ = RPD is out of criteria

Note: Calculations are performed before rounding to avoid round-off errors in calculated results

PFAS by LC/MS/MS - MSD

Sample ID: BA13007-002MD
Batch: 29264
Analytical Method: 1633

Matrix: Aqueous
Prep Method: 1633
Prep Date: 01/14/2026 1035

Surrogate	Q	% Rec	Acceptance Limit
13C2-6:2FTS		110	40-200
13C2-8:2FTS		120	40-300
13C8-PFOSA		91	40-130
D5-NEtFOSA		72	10-130
D3-NMeFOSA	M-03	86	10-130
D5-NEtFOSAA		119	25-135
D3-NMeFOSAA		99	40-170
13C4-PFBA	M-03	105	5-130
13C5-PFPeA		105	40-130
13C5-PFHxA		95	40-130
13C4-PFHpA		101	40-130
13C8-PFOA		97	40-130
13C9-PFNA	M-03	102	40-130
13C6-PFDA	M-03	104	40-130
13C3-PFBS		89	40-135
13C3-PFHxS		105	40-130
13C8-PFOS		122	40-130
13C7-PFUnA		106	30-130
13C2-PFDoA	M-03	117	10-130
13C2-PFTeDA	M-03	74	10-130
13C3-HFPO-DA		97	40-130
D7-NMeFOSE		86	10-130
D9-NEtFOSE	M-03	90	10-130
13C3-PFPrA		93	5-130

LOQ = Limit of Quantitation
DL = Detection Limit
LOD = Limit of Detection

U = Not detected at or above the LOD
J = Estimated result < LOQ and ≥ DL
* = RSD is out of criteria

N = Recovery is out of criteria
P = The RPD between two GC columns exceeds 40%
+ = RPD is out of criteria

Note: Calculations are performed before rounding to avoid round-off errors in calculated results

PFAS by LC/MS/MS - MB

Sample ID: BQ29297-001
Batch: 29297
Analytical Method: 1633

Matrix: Solid
Prep Method: 1633
Prep Date: 01/16/2026 0716

Parameter	Result	Q	Dil	LOQ	LOD	DL	Units	Analysis Date
TFSI	0.20	U	1	0.40	0.20	0.076	ng/g	01/20/2026 1857
11Cl-PF3OUdS	0.38	U	1	0.80	0.38	0.21	ng/g	01/20/2026 1857
9Cl-PF3ONS	0.37	U	1	0.80	0.37	0.21	ng/g	01/20/2026 1857
ADONA	0.38	U	1	0.80	0.38	0.18	ng/g	01/20/2026 1857
8:2FTS	0.38	U	1	0.80	0.38	0.25	ng/g	01/20/2026 1857
4:2FTS	0.37	U	1	0.80	0.37	0.30	ng/g	01/20/2026 1857
6:2FTS	0.57	U	1	0.80	0.57	0.52	ng/g	01/20/2026 1857
5:3FTCA	2.5	U	1	5.0	2.5	1.7	ng/g	01/20/2026 1857
HFPO-DA	0.40	U	1	0.80	0.40	0.21	ng/g	01/20/2026 1857
NEtFOSA	0.10	U	1	0.20	0.10	0.079	ng/g	01/20/2026 1857
NEtFOSAA	0.10	U	1	0.20	0.10	0.089	ng/g	01/20/2026 1857
NEtFOSE	1.0	U	1	2.0	1.0	0.67	ng/g	01/20/2026 1857
NMeFOSA	0.10	U	1	0.20	0.10	0.060	ng/g	01/20/2026 1857
NMeFOSAA	0.15	U	1	0.20	0.15	0.15	ng/g	01/20/2026 1857
NMeFOSE	1.0	U	1	2.0	1.0	0.64	ng/g	01/20/2026 1857
NFDHA	0.20	U	1	0.40	0.20	0.16	ng/g	01/20/2026 1857
PFEESA	0.18	U	1	0.40	0.18	0.078	ng/g	01/20/2026 1857
PFMPA	0.20	U	1	0.40	0.20	0.13	ng/g	01/20/2026 1857
PFMBA	0.20	U	1	0.40	0.20	0.14	ng/g	01/20/2026 1857
PFBS	0.089	U	1	0.20	0.089	0.079	ng/g	01/20/2026 1857
PFBA	0.40	UM-03	1	0.80	0.40	0.25	ng/g	01/20/2026 1857
PFDS	0.10	U	1	0.20	0.10	0.040	ng/g	01/20/2026 1857
PFDA	0.15	U	1	0.20	0.15	0.11	ng/g	01/20/2026 1857
PFDoS	0.10	U	1	0.20	0.10	0.068	ng/g	01/20/2026 1857
PFDoA	0.10	U	1	0.20	0.10	0.097	ng/g	01/20/2026 1857
PFHpS	0.10	U	1	0.20	0.10	0.082	ng/g	01/20/2026 1857
PFHpA	0.10	U	1	0.20	0.10	0.065	ng/g	01/20/2026 1857
7:3FTCA	2.5	U	1	5.0	2.5	1.8	ng/g	01/20/2026 1857
PFHxS	0.091	U	1	0.20	0.091	0.065	ng/g	01/20/2026 1857
PFHxA	0.10	U	1	0.20	0.10	0.038	ng/g	01/20/2026 1857
PFNS	0.10	U	1	0.20	0.10	0.084	ng/g	01/20/2026 1857
PFNA	0.10	U	1	0.20	0.10	0.096	ng/g	01/20/2026 1857
PFOSA	0.10	U	1	0.20	0.10	0.078	ng/g	01/20/2026 1857
PFOS	0.14	U	1	0.20	0.14	0.12	ng/g	01/20/2026 1857
PFOA	0.15	U	1	0.20	0.15	0.11	ng/g	01/20/2026 1857
PFPeS	0.094	U	1	0.20	0.094	0.051	ng/g	01/20/2026 1857
PFPeA	0.20	U	1	0.40	0.20	0.15	ng/g	01/20/2026 1857
PFPrA	0.72	UM-03	1	0.80	0.72	0.67	ng/g	01/20/2026 1857
3:3FTCA	0.75	U	1	1.0	0.75	0.54	ng/g	01/20/2026 1857
PFTeDA	0.10	U	1	0.20	0.10	0.099	ng/g	01/20/2026 1857
PFTrDA	0.10	U	1	0.20	0.10	0.058	ng/g	01/20/2026 1857
PFUnA	0.10	U	1	0.20	0.10	0.10	ng/g	01/20/2026 1857

LOQ = Limit of Quantitation
DL = Detection Limit
LOD = Limit of Detection

U = Not detected at or above the LOD
J = Estimated result < LOQ and ≥ DL
* = RSD is out of criteria

N = Recovery is out of criteria
P = The RPD between two GC columns exceeds 40%
+ = RPD is out of criteria

Note: Calculations are performed before rounding to avoid round-off errors in calculated results

PFAS by LC/MS/MS - MB

Sample ID: BQ29297-001
Batch: 29297
Analytical Method: 1633

Matrix: Solid
Prep Method: 1633
Prep Date: 01/16/2026 0716

Surrogate	Q	% Rec	Acceptance Limit
13C2-4:2FTS		99	40-165
13C2-6:2FTS		98	40-215
13C2-8:2FTS		87	40-275
13C8-PFOSA		88	40-130
D5-NEtFOSA		45	10-130
D3-NMeFOSA		54	10-130
D5-NEtFOSAA	M-03	82	40-150
D3-NMeFOSAA	M-03	87	40-135
13C4-PFBA		93	8-130
13C5-PFPeA		90	35-130
13C5-PFHxA		94	40-130
13C4-PFHpA		95	40-130
13C8-PFOA		94	40-130
13C9-PFNA		88	40-130
13C6-PFDA	M-03	79	40-130
13C3-PFBS		98	40-135
13C3-PFHxS		98	40-130
13C8-PFOS		90	40-130
13C7-PFUnA		74	40-130
13C2-PFDoA		58	40-130
13C2-PFTeDA		45	20-130
13C3-HFPO-DA		96	40-130
D7-NMeFOSE		76	20-130
D9-NEtFOSE	M-03	69	15-130
13C3-PFPrA		83	8-130

LOQ = Limit of Quantitation
DL = Detection Limit
LOD = Limit of Detection

U = Not detected at or above the LOD
J = Estimated result < LOQ and ≥ DL
* = RSD is out of criteria

N = Recovery is out of criteria
P = The RPD between two GC columns exceeds 40%
+ = RPD is out of criteria

Note: Calculations are performed before rounding to avoid round-off errors in calculated results

PFAS by LC/MS/MS - LCS

Sample ID: BQ29297-002
Batch: 29297
Analytical Method: 1633

Matrix: Solid
Prep Method: 1633
Prep Date: 01/16/2026 0716

Parameter	Spike Amount (ng/g)	Result (ng/g)	Q	Dil	% Rec	%Rec Limit	Analysis Date
TFSI	9.8	9.9		1	101	70-140	01/20/2026 1907
11Cl-PF3OUdS	19	15		1	80	45-160	01/20/2026 1907
9Cl-PF3ONS	19	20		1	105	70-150	01/20/2026 1907
ADONA	19	19		1	101	70-160	01/20/2026 1907
8:2FTS	19	21		1	108	70-150	01/20/2026 1907
4:2FTS	19	20		1	107	60-150	01/20/2026 1907
6:2FTS	19	20		1	107	55-200	01/20/2026 1907
5:3FTCA	130	130		1	101	60-130	01/20/2026 1907
HFPO-DA	20	20		1	101	70-145	01/20/2026 1907
NEtFOSA	5.0	5.8	M-03	1	116	70-140	01/20/2026 1907
NEtFOSAA	5.0	4.9	M-03	1	97	65-165	01/20/2026 1907
NEtFOSE	50	52	M-03	1	104	70-135	01/20/2026 1907
NMeFOSA	5.0	5.2	M-03	1	105	70-155	01/20/2026 1907
NMeFOSAA	5.0	4.9	M-03	1	98	65-155	01/20/2026 1907
NMeFOSE	50	52	M-03	1	104	70-140	01/20/2026 1907
NFDHA	10	9.9		1	99	60-155	01/20/2026 1907
PFEESA	8.9	9.0		1	101	70-140	01/20/2026 1907
PFMPA	10	10	M-03	1	100	30-140	01/20/2026 1907
PFMBA	10	10	M-03	1	103	60-150	01/20/2026 1907
PFBS	4.4	4.5		1	101	65-145	01/20/2026 1907
PFBA	20	20	M-03	1	102	70-140	01/20/2026 1907
PFDS	4.8	4.0		1	82	40-155	01/20/2026 1907
PFDA	5.0	5.0		1	100	70-155	01/20/2026 1907
PFDoS	4.8	2.8	M-03	1	58	25-160	01/20/2026 1907
PFDoA	5.0	4.9		1	99	70-150	01/20/2026 1907
PFHpS	4.8	4.9		1	104	65-155	01/20/2026 1907
PFHpA	5.0	4.9	M-03	1	99	65-145	01/20/2026 1907
7:3FTCA	130	130		1	100	60-150	01/20/2026 1907
PFHxS	4.6	4.6		1	101	60-150	01/20/2026 1907
PFHxA	5.0	4.9		1	99	65-140	01/20/2026 1907
PFNS	4.8	4.6	M-03	1	97	55-140	01/20/2026 1907
PFNA	5.0	4.8		1	96	70-155	01/20/2026 1907
PFOSA	5.0	4.8	M-03	1	96	70-140	01/20/2026 1907
PFOS	4.6	4.4	M-03	1	94	65-160	01/20/2026 1907
PFOA	5.0	4.9		1	97	70-150	01/20/2026 1907
PFPeS	4.7	4.6		1	99	55-160	01/20/2026 1907
PFPeA	10	10	M-03	1	104	60-150	01/20/2026 1907
PFPrA	20	20	M-03	1	101	70-140	01/20/2026 1907
3:3FTCA	25	26	M-03	1	106	45-130	01/20/2026 1907
PFTeDA	5.0	5.2	M-03	1	103	65-150	01/20/2026 1907
PFTrDA	5.0	4.2	M-03	1	83	65-150	01/20/2026 1907
PFUnA	5.0	5.2		1	104	70-155	01/20/2026 1907

LOQ = Limit of Quantitation
DL = Detection Limit
LOD = Limit of Detection

U = Not detected at or above the LOD
J = Estimated result < LOQ and ≥ DL
* = RSD is out of criteria

N = Recovery is out of criteria
P = The RPD between two GC columns exceeds 40%
+ = RPD is out of criteria

Note: Calculations are performed before rounding to avoid round-off errors in calculated results

PFAS by LC/MS/MS - LCS

Sample ID: BQ29297-002
Batch: 29297
Analytical Method: 1633

Matrix: Solid
Prep Method: 1633
Prep Date: 01/16/2026 0716

Surrogate	Q	% Rec	Acceptance Limit
13C2-4:2FTS		98	40-165
13C2-6:2FTS		100	40-215
13C2-8:2FTS		93	40-275
13C8-PFOSA		94	40-130
D5-NEtFOSA	M-03	47	10-130
D3-NMeFOSA	M-03	57	10-130
D5-NEtFOSAA		83	40-150
D3-NMeFOSAA		91	40-135
13C4-PFBA		96	8-130
13C5-PFPeA		95	35-130
13C5-PFHxA		100	40-130
13C4-PFHpA		102	40-130
13C8-PFOA		100	40-130
13C9-PFNA		95	40-130
13C6-PFDA		93	40-130
13C3-PFBS		102	40-135
13C3-PFHxS		98	40-130
13C8-PFOS		95	40-130
13C7-PFUnA		84	40-130
13C2-PFDoA		72	40-130
13C2-PFTeDA		57	20-130
13C3-HFPO-DA		101	40-130
D7-NMeFOSE		80	20-130
D9-NEtFOSE		72	15-130
13C3-PFPrA		83	8-130

LOQ = Limit of Quantitation
DL = Detection Limit
LOD = Limit of Detection

U = Not detected at or above the LOD
J = Estimated result < LOQ and ≥ DL
* = RSD is out of criteria

N = Recovery is out of criteria
P = The RPD between two GC columns exceeds 40%
+ = RPD is out of criteria

Note: Calculations are performed before rounding to avoid round-off errors in calculated results

PFAS by LC/MS/MS - LCS

Sample ID: BQ29297-102
Batch: 29297
Analytical Method: 1633

Matrix: Solid
Prep Method: 1633
Prep Date: 01/16/2026 0716

Parameter	Spike Amount (ng/g)	Result (ng/g)	Q	Dil	% Rec	%Rec Limit	Analysis Date
TFSI	0.98	0.82	M-03	1	84	70-140	01/20/2026 1917
11Cl-PF3OUdS	1.9	1.2	M-03	1	63	45-160	01/20/2026 1917
9Cl-PF3ONS	1.9	1.6		1	85	70-150	01/20/2026 1917
ADONA	1.9	1.6		1	87	70-160	01/20/2026 1917
8:2FTS	1.9	1.7	M-03	1	88	70-150	01/20/2026 1917
4:2FTS	1.9	1.7		1	90	60-150	01/20/2026 1917
6:2FTS	1.9	1.7		1	89	55-200	01/20/2026 1917
5:3FTCA	13	11		1	86	60-130	01/20/2026 1917
HFPO-DA	2.0	1.7		1	84	70-145	01/20/2026 1917
NEtFOSA	0.50	0.46	M-03	1	92	70-140	01/20/2026 1917
NEtFOSAA	0.50	0.34	M-03	1	67	65-165	01/20/2026 1917
NEtFOSE	5.0	4.1	M-03	1	83	70-135	01/20/2026 1917
NMeFOSA	0.50	0.36	M-03	1	72	70-155	01/20/2026 1917
NMeFOSAA	0.50	0.42	M-03	1	83	65-155	01/20/2026 1917
NMeFOSE	5.0	4.3	M-03	1	85	70-140	01/20/2026 1917
NFDHA	1.0	0.81	M-03	1	81	60-155	01/20/2026 1917
PFEESA	0.89	0.75		1	85	70-140	01/20/2026 1917
PFMPA	1.0	0.81	M-03	1	81	30-140	01/20/2026 1917
PFMBA	1.0	0.85	M-03	1	85	60-150	01/20/2026 1917
PFBS	0.44	0.35	M-03	1	79	65-145	01/20/2026 1917
PFBA	2.0	1.7	M-03	1	83	70-140	01/20/2026 1917
PFDS	0.48	0.31	M-03	1	65	40-155	01/20/2026 1917
PFDA	0.50	0.47	M-03	1	93	70-155	01/20/2026 1917
PFDoS	0.48	0.23	M-03	1	48	25-160	01/20/2026 1917
PFDoA	0.50	0.38	M-03	1	76	70-150	01/20/2026 1917
PFHpS	0.47	0.44	M-03	1	93	65-155	01/20/2026 1917
PFHpA	0.50	0.44	M-03	1	87	65-145	01/20/2026 1917
7:3FTCA	13	11	M-03	1	85	60-150	01/20/2026 1917
PFHxS	0.45	0.37	M-03	1	82	60-150	01/20/2026 1917
PFHxA	0.50	0.43	M-03	1	87	65-140	01/20/2026 1917
PFNS	0.48	0.37		1	77	55-140	01/20/2026 1917
PFNA	0.50	0.42	M-03	1	83	70-155	01/20/2026 1917
PFOSA	0.50	0.42	M-03	1	84	70-140	01/20/2026 1917
PFOS	0.46	0.40	M-03	1	86	65-160	01/20/2026 1917
PFOA	0.50	0.43	M-03	1	85	70-150	01/20/2026 1917
PFPeS	0.47	0.42	M-03	1	89	55-160	01/20/2026 1917
PFPeA	1.0	0.82	M-03	1	82	60-150	01/20/2026 1917
PFPrA	2.0	1.8	M-03	1	90	70-140	01/20/2026 1917
3:3FTCA	2.5	2.0	M-03	1	79	45-130	01/20/2026 1917
PFTeDA	0.50	0.41	M-03	1	82	65-150	01/20/2026 1917
PFTrDA	0.50	0.38	M-03	1	76	65-150	01/20/2026 1917
PFUnA	0.50	0.44	M-03	1	88	70-155	01/20/2026 1917

LOQ = Limit of Quantitation
DL = Detection Limit
LOD = Limit of Detection

U = Not detected at or above the LOD
J = Estimated result < LOQ and ≥ DL
* = RSD is out of criteria

N = Recovery is out of criteria
P = The RPD between two GC columns exceeds 40%
+ = RPD is out of criteria

Note: Calculations are performed before rounding to avoid round-off errors in calculated results

Pace Analytical Services, LLC *(formerly Shealy Environmental Services, Inc.)*
106 Vantage Point Drive West Columbia, SC 29172 (803) 791-9700 Fax (803) 791-9111 www.pacelabs.com

PFAS by LC/MS/MS - LCS

Sample ID: BQ29297-102
Batch: 29297
Analytical Method: 1633

Matrix: Solid
Prep Method: 1633
Prep Date: 01/16/2026 0716

Surrogate	Q	% Rec	Acceptance Limit
13C2-4:2FTS		95	40-165
13C2-6:2FTS		103	40-215
13C2-8:2FTS		84	40-275
13C8-PFOSA		87	40-130
D5-NEtFOSA	M-03	46	10-130
D3-NMeFOSA	M-03	55	10-130
D5-NEtFOSAA		76	40-150
D3-NMeFOSAA		86	40-135
13C4-PFBA		97	8-130
13C5-PFPeA		96	35-130
13C5-PFHxA		98	40-130
13C4-PFHpA		97	40-130
13C8-PFOA		97	40-130
13C9-PFNA		90	40-130
13C6-PFDA		85	40-130
13C3-PFBS		98	40-135
13C3-PFHxS		98	40-130
13C8-PFOS		94	40-130
13C7-PFUnA		80	40-130
13C2-PFDoA		63	40-130
13C2-PFTeDA		50	20-130
13C3-HFPO-DA		100	40-130
D7-NMeFOSE		75	20-130
D9-NEtFOSE	M-03	68	15-130
13C3-PFPrA		82	8-130

LOQ = Limit of Quantitation
DL = Detection Limit
LOD = Limit of Detection

U = Not detected at or above the LOD
J = Estimated result < LOQ and ≥ DL
* = RSD is out of criteria

N = Recovery is out of criteria
P = The RPD between two GC columns exceeds 40%
+ = RPD is out of criteria

Note: Calculations are performed before rounding to avoid round-off errors in calculated results

PFAS by LC/MS/MS - MB

Sample ID: BQ29314-001
Batch: 29314
Analytical Method: 1633

Matrix: Aqueous
Prep Method: 1633
Prep Date: 01/19/2026 0909

Parameter	Result	Q	Dil	LOQ	LOD	DL	Units	Analysis Date
PFDS	0.77	U	1	1.6	0.77	0.41	ng/L	01/22/2026 1656

Surrogate	Q	% Rec	Acceptance Limit
13C2-4:2FTS		114	40-200
13C2-6:2FTS		120	40-200
13C2-8:2FTS		106	40-300
13C8-PFOSA		81	40-130
D5-NEtFOSA		46	10-130
D3-NMeFOSA		51	10-130
D5-NEtFOSAA		89	25-135
D3-NMeFOSAA		89	40-170
13C4-PFBA		89	5-130
13C5-PFPeA		97	40-130
13C5-PFHxA		101	40-130
13C4-PFHpA		100	40-130
13C8-PFOA		100	40-130
13C9-PFNA		95	40-130
13C6-PFDA		96	40-130
13C3-PFBS		105	40-135
13C3-PFHxS		109	40-130
13C8-PFOS		99	40-130
13C7-PFUnA		94	30-130
13C2-PFDoA		80	10-130
13C2-PFTeDA		73	10-130
13C3-HFPO-DA		104	40-130
D7-NMeFOSE		59	10-130
D9-NEtFOSE		53	10-130
13C3-PFPrA		93	5-130

LOQ = Limit of Quantitation
DL = Detection Limit
LOD = Limit of Detection

U = Not detected at or above the LOD
J = Estimated result < LOQ and ≥ DL
* = RSD is out of criteria

N = Recovery is out of criteria
P = The RPD between two GC columns exceeds 40%
+ = RPD is out of criteria

Note: Calculations are performed before rounding to avoid round-off errors in calculated results

Pace Analytical Services, LLC *(formerly Shealy Environmental Services, Inc.)*
106 Vantage Point Drive West Columbia, SC 29172 (803) 791-9700 Fax (803) 791-9111 www.pacelabs.com

PFAS by LC/MS/MS - LCS

Sample ID: BQ29314-002
Batch: 29314
Analytical Method: 1633

Matrix: Aqueous
Prep Method: 1633
Prep Date: 01/19/2026 0909

Parameter	Spike Amount (ng/L)	Result (ng/L)	Q	Dil	% Rec	%Rec Limit	Analysis Date
PFDS	39	30		1	79	60-145	01/22/2026 1706

Surrogate	Q	% Rec	Acceptance Limit
13C2-4:2FTS		137	40-200
13C2-6:2FTS		141	40-200
13C2-8:2FTS		131	40-300
13C8-PFOSA		102	40-130
D5-NEtFOSA		60	10-130
D3-NMeFOSA		61	10-130
D5-NEtFOSAA		108	25-135
D3-NMeFOSAA		112	40-170
13C4-PFBA		103	5-130
13C5-PFPeA		120	40-130
13C5-PFHxA		120	40-130
13C4-PFHpA		123	40-130
13C8-PFOA		119	40-130
13C9-PFNA	N	131	40-130
13C6-PFDA		113	40-130
13C3-PFBS		126	40-135
13C3-PFHxS		126	40-130
13C8-PFOS		116	40-130
13C7-PFUnA		111	30-130
13C2-PFDoA		99	10-130
13C2-PFTeDA		83	10-130
13C3-HFPO-DA		124	40-130
D7-NMeFOSE		73	10-130
D9-NEtFOSE		69	10-130
13C3-PFPrA		109	5-130

LOQ = Limit of Quantitation
DL = Detection Limit
LOD = Limit of Detection

U = Not detected at or above the LOD
J = Estimated result < LOQ and ≥ DL
* = RSD is out of criteria

N = Recovery is out of criteria
P = The RPD between two GC columns exceeds 40%
+ = RPD is out of criteria

Note: Calculations are performed before rounding to avoid round-off errors in calculated results

PFAS by LC/MS/MS - LCS

Sample ID: BQ29314-102
Batch: 29314
Analytical Method: 1633

Matrix: Aqueous
Prep Method: 1633
Prep Date: 01/19/2026 0909

Parameter	Spike Amount (ng/L)	Result (ng/L)	Q	Dil	% Rec	%Rec Limit	Analysis Date
PFDS	3.1	2.6	M-03	1	84	60-145	01/22/2026 1715

Surrogate	Q	% Rec	Acceptance Limit
13C2-4:2FTS		118	40-200
13C2-6:2FTS		119	40-200
13C2-8:2FTS		116	40-300
13C8-PFOSA		85	40-130
D5-NEtFOSA		52	10-130
D3-NMeFOSA		53	10-130
D5-NEtFOSAA		92	25-135
D3-NMeFOSAA		92	40-170
13C4-PFBA		92	5-130
13C5-PFPeA		106	40-130
13C5-PFHxA		108	40-130
13C4-PFHpA		103	40-130
13C8-PFOA		114	40-130
13C9-PFNA		119	40-130
13C6-PFDA		103	40-130
13C3-PFBS		110	40-135
13C3-PFHxS		111	40-130
13C8-PFOS		101	40-130
13C7-PFUnA		97	30-130
13C2-PFDoA		85	10-130
13C2-PFTeDA		74	10-130
13C3-HFPO-DA		109	40-130
D7-NMeFOSE		62	10-130
D9-NEtFOSE		57	10-130
13C3-PFPrA		96	5-130

LOQ = Limit of Quantitation
DL = Detection Limit
LOD = Limit of Detection

U = Not detected at or above the LOD
J = Estimated result < LOQ and ≥ DL
* = RSD is out of criteria

N = Recovery is out of criteria
P = The RPD between two GC columns exceeds 40%
+ = RPD is out of criteria

Note: Calculations are performed before rounding to avoid round-off errors in calculated results

Manual Integration Summary
Pace Analytical LLC
Lot Number: BA13007

Where applicable, analytes for which manual integration occurred have been flagged with the following:

Qualifier	Technical Justification	Qualifier	Technical Justification	Qualifier	Technical Justification
M-01	Split peak	M-07	Low fit	M-13	Error
M-02	Peak tailing	M-08	Peak not found	M-14	Baseline
M-03	Incorrect auto integration	M-09	Analyte not Identified by the Data System	M-15	Other
M-04	Poor chromatography	M-10	Analyte misidentified by the Data System	M-16	Retention time shift
M-05	Manually assigned peak	M-11	Invalid integration	M-17	Shouldering
M-06	Wrong isomer	M-12	Wrong peak		

A summary of instances where manual integration occurred is included below:

Method	Sample	Run Number	Parameter	Qualifier
1633	BA13007-001	1	Perfluorobutanoic acid (PFBA)	M-03
1633	BA13007-001	1	Perfluoropentanoic acid (PFPeA)	M-03
1633	BA13007-001	1	13C2-8:2FTS	M-03
1633	BA13007-001	1	D5-NEtFOSA	M-03
1633	BA13007-002	1	Perfluorohexanesulfonic acid (PFHxS)	M-03
1633	BA13007-002	1	Perfluorooctanesulfonic acid (PFOS)	M-03
1633	BA13007-002	1	Perfluorooctanoic acid (PFOA)	M-03
1633	BA13007-002	1	Perfluoropropanoic acid (PFPrA)	M-03
1633	BA13007-002	1	13C2-8:2FTS	M-03
1633	BA13007-002	1	13C4-PFBA	M-03
1633	BA13007-002	1	13C2-PFDoA	M-03
1633	BA13007-002	1	D9-NEtFOSE	M-03
1633	BA13007-003	1	1H,1H,2H,2H-Perfluorodecane sulfonic	M-03
1633	BA13007-003	1	Perfluorobutanoic acid (PFBA)	M-03
1633	BA13007-003	1	Perfluoroheptanesulfonic acid (PFHpS)	M-03
1633	BA13007-003	1	Perfluoroheptanoic acid (PFHpA)	M-03
1633	BA13007-003	1	Perfluorononanoic acid (PFNA)	M-03
1633	BA13007-003	1	Perfluorooctanesulfonamide (PFOSA)	M-03
1633	BA13007-003	1	Perfluorooctanesulfonic acid (PFOS)	M-03
1633	BA13007-003	1	Perfluoropentanoic acid (PFPeA)	M-03
1633	BA13007-003	1	Perfluoropropanoic acid (PFPrA)	M-03
1633	BA13007-003	1	13C2-6:2FTS	M-03
1633	BA13007-003	1	D3-NMeFOSA	M-03
1633	BA13007-003	1	13C4-PFBA	M-03
1633	BA13007-003	1	13C8-PFOS	M-03
1633	BA13007-003	1	D7-NMeFOSE	M-03
1633	BA13007-003	1	D9-NEtFOSE	M-03
1633	BQ29297-102	1	Bis(trifluoromethylsulfonyl)amine (TFSI)	M-03
1633	BQ29297-102	1	11-Chloroeicosafluoro-3-oxaundecane-	M-03
1633	BQ29297-102	1	1H,1H,2H,2H-Perfluorodecane sulfonic	M-03
1633	BQ29297-002	1	N-ethyl perfluorooctanesulfonamide	M-03
1633	BQ29297-102	1	N-ethyl perfluorooctanesulfonamide	M-03
1633	BQ29297-002	1	N-ethyl	M-03
1633	BQ29297-102	1	N-ethyl	M-03
1633	BQ29297-002	1	N-ethyl	M-03
1633	BQ29297-102	1	N-ethyl	M-03
1633	BQ29297-002	1	N-methyl perfluorooctanesulfonamide	M-03
1633	BQ29297-102	1	N-methyl perfluorooctanesulfonamide	M-03
1633	BQ29297-002	1	N-methyl	M-03
1633	BQ29297-102	1	N-methyl	M-03

Manual Integration Summary
Pace Analytical LLC
Lot Number: BA13007

Where applicable, analytes for which manual integration occurred have been flagged with the following:

Qualifier	Technical Justification	Qualifier	Technical Justification	Qualifier	Technical Justification
M-01	Split peak	M-07	Low fit	M-13	Error
M-02	Peak tailing	M-08	Peak not found	M-14	Baseline
M-03	Incorrect auto integration	M-09	Analyte not Identified by the Data System	M-15	Other
M-04	Poor chromatography	M-10	Analyte misidentified by the Data System	M-16	Retention time shift
M-05	Manually assigned peak	M-11	Invalid integration	M-17	Shouldering
M-06	Wrong isomer	M-12	Wrong peak		

A summary of instances where manual integration occurred is included below:

Method	Sample	Run Number	Parameter	Qualifier
1633	BQ29297-002	1	N-methyl	M-03
1633	BQ29297-102	1	N-methyl	M-03
1633	BQ29297-102	1	Nonafluoro-3,6-dioxaheptanoic acid	M-03
1633	BQ29297-002	1	Perfluoro-3-methoxypropanoic acid	M-03
1633	BQ29297-102	1	Perfluoro-3-methoxypropanoic acid	M-03
1633	BQ29297-002	1	Perfluoro-4-methoxybutanoic acid	M-03
1633	BQ29297-102	1	Perfluoro-4-methoxybutanoic acid	M-03
1633	BQ29297-102	1	Perfluorobutanesulfonic acid (PFBS)	M-03
1633	BQ29297-001	1	Perfluorobutanoic acid (PFBA)	M-03
1633	BQ29297-002	1	Perfluorobutanoic acid (PFBA)	M-03
1633	BQ29297-102	1	Perfluorobutanoic acid (PFBA)	M-03
1633	BQ29297-102	1	Perfluorodecanesulfonic acid (PFDS)	M-03
1633	BQ29297-102	1	Perfluorodecanoic acid (PFDA)	M-03
1633	BQ29297-002	1	Perfluorododecanesulfonic acid (PFDoS)	M-03
1633	BQ29297-102	1	Perfluorododecanesulfonic acid (PFDoS)	M-03
1633	BQ29297-102	1	Perfluorododecanoic acid (PFDoA)	M-03
1633	BQ29297-102	1	Perfluoroheptanesulfonic acid (PFHpS)	M-03
1633	BQ29297-002	1	Perfluoroheptanoic acid (PFHpA)	M-03
1633	BQ29297-102	1	Perfluoroheptanoic acid (PFHpA)	M-03
1633	BQ29297-102	1	3-Perfluoroheptyl propanoic acid	M-03
1633	BQ29297-102	1	Perfluorohexanesulfonic acid (PFHxS)	M-03
1633	BQ29297-102	1	Perfluorohexanoic acid (PFHxA)	M-03
1633	BQ29297-002	1	Perfluorononanesulfonic acid (PFNS)	M-03
1633	BQ29297-102	1	Perfluorononanoic acid (PFNA)	M-03
1633	BQ29297-002	1	Perfluorooctanesulfonamide (PFOSA)	M-03
1633	BQ29297-102	1	Perfluorooctanesulfonamide (PFOSA)	M-03
1633	BQ29297-002	1	Perfluorooctanesulfonic acid (PFOS)	M-03
1633	BQ29297-102	1	Perfluorooctanesulfonic acid (PFOS)	M-03
1633	BQ29297-102	1	Perfluorooctanoic acid (PFOA)	M-03
1633	BQ29297-102	1	Perfluoropentanesulfonic acid (PFPeS)	M-03
1633	BQ29297-002	1	Perfluoropentanoic acid (PFPeA)	M-03
1633	BQ29297-102	1	Perfluoropentanoic acid (PFPeA)	M-03
1633	BQ29297-001	1	Perfluoropropanoic acid (PFPrA)	M-03
1633	BQ29297-002	1	Perfluoropropanoic acid (PFPrA)	M-03
1633	BQ29297-102	1	Perfluoropropanoic acid (PFPrA)	M-03
1633	BQ29297-002	1	3-Perfluoropropyl propanoic acid	M-03
1633	BQ29297-102	1	3-Perfluoropropyl propanoic acid	M-03
1633	BQ29297-002	1	Perfluorotetradecanoic acid (PFTeDA)	M-03
1633	BQ29297-102	1	Perfluorotetradecanoic acid (PFTeDA)	M-03
1633	BQ29297-002	1	Perfluorotridecanoic acid (PFTrDA)	M-03

Manual Integration Summary
Pace Analytical LLC
Lot Number: BA13007

Where applicable, analytes for which manual integration occurred have been flagged with the following:

Qualifier	Technical Justification	Qualifier	Technical Justification	Qualifier	Technical Justification
M-01	Split peak	M-07	Low fit	M-13	Error
M-02	Peak tailing	M-08	Peak not found	M-14	Baseline
M-03	Incorrect auto integration	M-09	Analyte not Identified by the Data System	M-15	Other
M-04	Poor chromatography	M-10	Analyte misidentified by the Data System	M-16	Retention time shift
M-05	Manually assigned peak	M-11	Invalid integration	M-17	Shouldering
M-06	Wrong isomer	M-12	Wrong peak		

A summary of instances where manual integration occurred is included below:

Method	Sample	Run Number	Parameter	Qualifier
1633	BQ29297-102	1	Perfluorotridecanoic acid (PFTrDA)	M-03
1633	BQ29297-102	1	Perfluoroundecanoic acid (PFUnA)	M-03
1633	BQ29297-002	1	D5-NEtFOSA	M-03
1633	BQ29297-102	1	D5-NEtFOSA	M-03
1633	BQ29297-002	1	D3-NMeFOSA	M-03
1633	BQ29297-102	1	D3-NMeFOSA	M-03
1633	BQ29297-001	1	D5-NEtFOSAA	M-03
1633	BQ29297-001	1	D3-NMeFOSAA	M-03
1633	BQ29297-001	1	13C6-PFDA	M-03
1633	BQ29297-001	1	D9-NEtFOSE	M-03
1633	BQ29297-102	1	D9-NEtFOSE	M-03
1633	BQ29264-102	1	Bis(trifluoromethylsulfonyl)amine (TFSI)	M-03
1633	BA13007-002MS	1	Bis(trifluoromethylsulfonyl)amine (TFSI)	M-03
1633	BQ29264-102	1	11-Chloroeicosafluoro-3-oxaundecane-	M-03
1633	BA13007-002MS	1	11-Chloroeicosafluoro-3-oxaundecane-	M-03
1633	BQ29264-102	1	9-Chlorohexadecafluoro-3-oxanonane-	M-03
1633	BQ29264-102	1	1H,1H,2H,2H-Perfluorodecane sulfonic	M-03
1633	BQ29264-102	1	1H,1H,2H,2H-Perfluorohexane sulfonic	M-03
1633	BQ29264-102	1	1H,1H,2H,2H-Perfluorooctane sulfonic	M-03
1633	BA13007-002MS	1	1H,1H,2H,2H-Perfluorooctane sulfonic	M-03
1633	BQ29264-002	1	N-ethyl perfluorooctanesulfonamide	M-03
1633	BQ29264-102	1	N-ethyl perfluorooctanesulfonamide	M-03
1633	BA13007-002MS	1	N-ethyl perfluorooctanesulfonamide	M-03
1633	BA13007-002MD	1	N-ethyl perfluorooctanesulfonamide	M-03
1633	BQ29264-002	1	N-ethyl	M-03
1633	BQ29264-102	1	N-ethyl	M-03
1633	BA13007-002MS	1	N-ethyl	M-03
1633	BQ29264-002	1	N-ethyl	M-03
1633	BQ29264-102	1	N-ethyl	M-03
1633	BA13007-002MS	1	N-ethyl	M-03
1633	BA13007-002MD	1	N-ethyl	M-03
1633	BQ29264-002	1	N-methyl perfluorooctanesulfonamide	M-03
1633	BQ29264-102	1	N-methyl perfluorooctanesulfonamide	M-03
1633	BA13007-002MS	1	N-methyl perfluorooctanesulfonamide	M-03
1633	BA13007-002MD	1	N-methyl perfluorooctanesulfonamide	M-03
1633	BQ29264-002	1	N-methyl	M-03
1633	BQ29264-102	1	N-methyl	M-03
1633	BA13007-002MS	1	N-methyl	M-03
1633	BA13007-002MD	1	N-methyl	M-03
1633	BQ29264-002	1	N-methyl	M-03

Manual Integration Summary
Pace Analytical LLC
Lot Number: BA13007

Where applicable, analytes for which manual integration occurred have been flagged with the following:

Qualifier	Technical Justification	Qualifier	Technical Justification	Qualifier	Technical Justification
M-01	Split peak	M-07	Low fit	M-13	Error
M-02	Peak tailing	M-08	Peak not found	M-14	Baseline
M-03	Incorrect auto integration	M-09	Analyte not Identified by the Data System	M-15	Other
M-04	Poor chromatography	M-10	Analyte misidentified by the Data System	M-16	Retention time shift
M-05	Manually assigned peak	M-11	Invalid integration	M-17	Shouldering
M-06	Wrong isomer	M-12	Wrong peak		

A summary of instances where manual integration occurred is included below:

Method	Sample	Run Number	Parameter	Qualifier
1633	BQ29264-102	1	N-methyl	M-03
1633	BA13007-002MS	1	N-methyl	M-03
1633	BA13007-002MD	1	N-methyl	M-03
1633	BQ29264-002	1	Perfluoro-3-methoxypropanoic acid	M-03
1633	BQ29264-102	1	Perfluoro-3-methoxypropanoic acid	M-03
1633	BA13007-002MS	1	Perfluoro-3-methoxypropanoic acid	M-03
1633	BA13007-002MD	1	Perfluoro-3-methoxypropanoic acid	M-03
1633	BQ29264-002	1	Perfluoro-4-methoxybutanoic acid	M-03
1633	BQ29264-102	1	Perfluoro-4-methoxybutanoic acid	M-03
1633	BA13007-002MS	1	Perfluoro-4-methoxybutanoic acid	M-03
1633	BA13007-002MD	1	Perfluoro-4-methoxybutanoic acid	M-03
1633	BQ29264-102	1	Perfluorobutanesulfonic acid (PFBS)	M-03
1633	BQ29264-002	1	Perfluorobutanoic acid (PFBA)	M-03
1633	BQ29264-102	1	Perfluorobutanoic acid (PFBA)	M-03
1633	BA13007-002MS	1	Perfluorobutanoic acid (PFBA)	M-03
1633	BA13007-002MD	1	Perfluorobutanoic acid (PFBA)	M-03
1633	BQ29314-102	1	Perfluorodecanesulfonic acid (PFDS)	M-03
1633	BQ29264-002	1	Perfluorodecanoic acid (PFDA)	M-03
1633	BQ29264-102	1	Perfluorodecanoic acid (PFDA)	M-03
1633	BQ29264-002	1	Perfluorododecanesulfonic acid (PFDoS)	M-03
1633	BQ29264-102	1	Perfluorododecanesulfonic acid (PFDoS)	M-03
1633	BA13007-002MS	1	Perfluorododecanesulfonic acid (PFDoS)	M-03
1633	BA13007-002MD	1	Perfluorododecanesulfonic acid (PFDoS)	M-03
1633	BQ29264-102	1	Perfluorododecanoic acid (PFDoA)	M-03
1633	BA13007-002MS	1	Perfluorododecanoic acid (PFDoA)	M-03
1633	BQ29264-002	1	Perfluoroheptanesulfonic acid (PFHpS)	M-03
1633	BQ29264-102	1	Perfluoroheptanesulfonic acid (PFHpS)	M-03
1633	BQ29264-102	1	Perfluoroheptanoic acid (PFHpA)	M-03
1633	BQ29264-002	1	3-Perfluoroheptyl propanoic acid	M-03
1633	BQ29264-102	1	Perfluorohexanesulfonic acid (PFHxS)	M-03
1633	BA13007-002MD	1	Perfluorohexanesulfonic acid (PFHxS)	M-03
1633	BQ29264-102	1	Perfluorohexanoic acid (PFHxA)	M-03
1633	BA13007-002MS	1	Perfluorohexanoic acid (PFHxA)	M-03
1633	BA13007-002MD	1	Perfluorohexanoic acid (PFHxA)	M-03
1633	BQ29264-002	1	Perfluorononanesulfonic acid (PFNS)	M-03
1633	BQ29264-102	1	Perfluorononanesulfonic acid (PFNS)	M-03
1633	BA13007-002MS	1	Perfluorononanesulfonic acid (PFNS)	M-03
1633	BA13007-002MD	1	Perfluorononanesulfonic acid (PFNS)	M-03
1633	BQ29264-002	1	Perfluorononanoic acid (PFNA)	M-03
1633	BQ29264-102	1	Perfluorononanoic acid (PFNA)	M-03

Manual Integration Summary
Pace Analytical LLC
Lot Number: BA13007

Where applicable, analytes for which manual integration occurred have been flagged with the following:

Qualifier	Technical Justification	Qualifier	Technical Justification	Qualifier	Technical Justification
M-01	Split peak	M-07	Low fit	M-13	Error
M-02	Peak tailing	M-08	Peak not found	M-14	Baseline
M-03	Incorrect auto integration	M-09	Analyte not Identified by the Data System	M-15	Other
M-04	Poor chromatography	M-10	Analyte misidentified by the Data System	M-16	Retention time shift
M-05	Manually assigned peak	M-11	Invalid integration	M-17	Shouldering
M-06	Wrong isomer	M-12	Wrong peak		

A summary of instances where manual integration occurred is included below:

Method	Sample	Run Number	Parameter	Qualifier
1633	BA13007-002MS	1	Perfluorononanoic acid (PFNA)	M-03
1633	BA13007-002MD	1	Perfluorononanoic acid (PFNA)	M-03
1633	BQ29264-002	1	Perfluorooctanesulfonamide (PFOSA)	M-03
1633	BQ29264-102	1	Perfluorooctanesulfonamide (PFOSA)	M-03
1633	BA13007-002MS	1	Perfluorooctanesulfonamide (PFOSA)	M-03
1633	BA13007-002MD	1	Perfluorooctanesulfonamide (PFOSA)	M-03
1633	BQ29264-001	1	Perfluorooctanesulfonic acid (PFOS)	M-03
1633	BQ29264-002	1	Perfluorooctanesulfonic acid (PFOS)	M-03
1633	BQ29264-102	1	Perfluorooctanesulfonic acid (PFOS)	M-03
1633	BA13007-002MS	1	Perfluorooctanesulfonic acid (PFOS)	M-03
1633	BA13007-002MD	1	Perfluorooctanesulfonic acid (PFOS)	M-03
1633	BQ29264-102	1	Perfluorooctanoic acid (PFOA)	M-03
1633	BQ29264-002	1	Perfluoropentanesulfonic acid (PFPeS)	M-03
1633	BQ29264-002	1	Perfluoropentanoic acid (PFPeA)	M-03
1633	BQ29264-102	1	Perfluoropentanoic acid (PFPeA)	M-03
1633	BQ29264-001	1	Perfluoropropanoic acid (PFPrA)	M-03
1633	BQ29264-102	1	Perfluoropropanoic acid (PFPrA)	M-03
1633	BA13007-002MS	1	Perfluoropropanoic acid (PFPrA)	M-03
1633	BA13007-002MD	1	Perfluoropropanoic acid (PFPrA)	M-03
1633	BQ29264-002	1	3-Perfluoropropyl propanoic acid	M-03
1633	BA13007-002MS	1	3-Perfluoropropyl propanoic acid	M-03
1633	BA13007-002MD	1	3-Perfluoropropyl propanoic acid	M-03
1633	BQ29264-102	1	Perfluorotetradecanoic acid (PFTeDA)	M-03
1633	BA13007-002MD	1	Perfluorotetradecanoic acid (PFTeDA)	M-03
1633	BQ29264-002	1	Perfluorotridecanoic acid (PFTrDA)	M-03
1633	BQ29264-102	1	Perfluorotridecanoic acid (PFTrDA)	M-03
1633	BA13007-002MD	1	Perfluorotridecanoic acid (PFTrDA)	M-03
1633	BQ29264-002	1	Perfluoroundecanoic acid (PFUnA)	M-03
1633	BA13007-002MD	1	Perfluoroundecanoic acid (PFUnA)	M-03
1633	BQ29264-001	1	13C2-8:2FTS	M-03
1633	BQ29264-102	1	D5-NEtFOSA	M-03
1633	BA13007-002MS	1	D5-NEtFOSA	M-03
1633	BQ29264-002	1	D3-NMeFOSA	M-03
1633	BA13007-002MD	1	D3-NMeFOSA	M-03
1633	BQ29264-001	1	13C4-PFBA	M-03
1633	BQ29264-002	1	13C4-PFBA	M-03
1633	BQ29264-102	1	13C4-PFBA	M-03
1633	BA13007-002MS	1	13C4-PFBA	M-03
1633	BA13007-002MD	1	13C4-PFBA	M-03
1633	BQ29264-002	1	13C9-PFNA	M-03

Manual Integration Summary
Pace Analytical LLC
Lot Number: BA13007

Where applicable, analytes for which manual integration occurred have been flagged with the following:

Qualifier	Technical Justification	Qualifier	Technical Justification	Qualifier	Technical Justification
M-01	Split peak	M-07	Low fit	M-13	Error
M-02	Peak tailing	M-08	Peak not found	M-14	Baseline
M-03	Incorrect auto integration	M-09	Analyte not Identified by the Data System	M-15	Other
M-04	Poor chromatography	M-10	Analyte misidentified by the Data System	M-16	Retention time shift
M-05	Manually assigned peak	M-11	Invalid integration	M-17	Shouldering
M-06	Wrong isomer	M-12	Wrong peak		

A summary of instances where manual integration occurred is included below:

Method	Sample	Run Number	Parameter	Qualifier
1633	BA13007-002MD	1	13C9-PFNA	M-03
1633	BQ29264-001	1	13C6-PFDA	M-03
1633	BA13007-002MD	1	13C6-PFDA	M-03
1633	BQ29264-102	1	13C8-PFOS	M-03
1633	BA13007-002MD	1	13C2-PFDoA	M-03
1633	BQ29264-001	1	13C2-PFTeDA	M-03
1633	BA13007-002MD	1	13C2-PFTeDA	M-03
1633	BQ29264-001	1	D7-NMeFOSE	M-03
1633	BQ29264-102	1	D7-NMeFOSE	M-03
1633	BQ29264-001	1	D9-NEtFOSE	M-03
1633	BQ29264-002	1	D9-NEtFOSE	M-03
1633	BQ29264-102	1	D9-NEtFOSE	M-03
1633	BA13007-002MS	1	D9-NEtFOSE	M-03
1633	BA13007-002MD	1	D9-NEtFOSE	M-03

If you have any questions regarding this report, please contact the Pace Project Manager listed on the cover page.

Chain of Custody
and
Miscellaneous Documents

Sub-Contract Chain of Custody

Batch Date/Time: 01/12/26 11:32
Sub-Contract Lab: PACEWCSC
Address: 106 Vantage Point Dr.
City/State: West Columbia, SC 29172
Contact: Edward.Barnett@pacelabs.com
Owner Lab: PACEMTJL
Address: 12065 Lebanon Rd.
City/State: Mt. Juliet, TN 37122
Phone: (615) 773-9756
Fax: (615) 758-5859

WO: WG2973332
Email: MTJLSubcontCoord@pacelabs.com
Results Due Date: 02/02/26
ESC Purchase Order #: L1934428
Send Reports to: Skylar S Delfner

Pace Analytical®

12065 Lebanon Rd.
Mt. Juliet, TN 37122
Phone:(615) 773-9756
Fax:(615) 758-5859

Sample ID / Container ID	Matrix	State	Collect Date	Description	Sample Number Lab Use Only	Sample Comments Lab Use Only
CP-P292-S2-IDW-SOLID PFAS-90mlPP-NoPres - 55011800	SS	NC	01/08/26 14:00	SUBPFAS1633	1. L1934428-01	DOD, QC4
CP-P292-S2-IDW-LIQUID-02 PFAS-250HDPE-NoPres - 55011801 PFAS-250HDPE-NoPres - 55011802	GW	NC	01/08/26 15:00	PFAS1633	2. L1934428-02	DOD, QC4
CP-P292-S2-IDW-LIQUID-01 PFAS-250HDPE-NoPres - 55011803 PFAS-250HDPE-NoPres - 55011804	GW	NC	01/08/26 14:00	PFAS1633	3. L1934428-03	DOD, QC4

*= Container used for multiple Samples and/or Analyses

T= 1.3°C

Relinquished by: [signature] Date 1-12-26

Received by: _____ Date _____

Relinquished by: FEDEX Date 1/13/26 0932

Received by: [signature] PACE Date 1/13/26 0932

BA13007

F102

DC#_Title: ENV-FRM-WCOL-0286 v02_Samples Receipt Checklist (SRC)
Effective Date: 8/2/2022

Sample Receipt Checklist (SRC)

Client: PACE Cooler Inspected by/date: [illegible] / 1/13/26 Lot #: BA13007

Means of receipt: ☑ Pace ☐ Client ☐ UPS ☐ FedEx ☐ Other: _____

☑ Yes	☐ No		1. Were custody seals present on the cooler?
☑ Yes	☐ No	☐ NA	2. If custody seals were present, were they intact and unbroken?

pH Strip ID: NA Chlorine Strip ID: NA Tested by: NA
Original temperature upon receipt / Derived (Corrected) temperature upon receipt %Solid Snap-Cup ID: 337205
1.3 / 1.3 °C NA / NA °C NA / NA °C NA / NA °C
Method: ☑ Temperature Blank ☐ Against Bottles IR Gun ID: 8 IR Gun Correction Factor: 0 °C
Method of coolant: ☑ Wet Ice ☐ Ice Packs ☐ Dry Ice ☐ None

☑ Yes	☐ No	☐ NA	3. Were all coolers received at or below 6.0°C? If no, was Project Manager notified? PM was Notified by: phone / email / face-to-face (circle one).
☑ Yes	☐ No	☐ NA	4. Is the commercial courier's packing slip attached to this form?
☑ Yes	☐ No		5. Were proper custody procedures (relinquished/received) followed?
☑ Yes	☐ No		6. Were sample IDs listed on the COC and all sample containers?
☑ Yes	☐ No		7. Was collection date & time listed on the COC and all sample containers?
☑ Yes	☐ No		8. Did all container label information (ID, date, time) agree with the COC?
☑ Yes	☐ No		9. Were tests to be performed listed on the COC?
☑ Yes	☐ No		10. Did all samples arrive in the proper containers for each test and/or in good condition (unbroken, lids on, etc.)? _____
☑ Yes	☐ No		11. Was adequate sample volume available?
☐ Yes	☑ No		12. Were all samples received within ½ the holding time or 48 hours, whichever comes first?
☑ Yes	☐ No		13. Were all samples containers accounted for? (No missing/excess)
☐ Yes	☐ No	☑ NA	14. Were VOA, 8015C and RSK-175 samples free of bubbles >"pea-size" (¼"or 6mm in diameter) in any of the VOA vials?
☐ Yes	☐ No	☑ NA	15. Were all DRO/metals/nutrient samples received at a pH of < 2?
☐ Yes	☐ No	☑ NA	16. Were all cyanide samples received at a pH > 12 and sulfide samples received at a pH > 9?
☐ Yes	☐ No	☑ NA	17. Were all applicable NH_3/TKN/cyanide/phenol/625.1/608.3 (< 0.5mg/L) samples free of residual chlorine?
☐ Yes	☐ No	☑ NA	18. Was the quote number listed on the container label? If yes, Quote # _____

Sample Preservation (Must be completed for any sample(s) incorrectly preserved or with headspace.)

Sample(s) NA _____ were received incorrectly preserved and were adjusted accordingly in sample receiving with NA mL of circle one: H2SO4, HNO3, HCl, NaOH using SR # NA. ☐
Time of preservation NA. If more than one preservative is needed, please note in the comments below.

Sample(s) NA _____ were received with bubbles >6 mm in diameter.

Samples(s) NA _____ were received with TRC > 0.5 mg/L (If #19 is *no*) and were adjusted accordingly in sample receiving with sodium thiosulfate ($Na_2S_2O_3$) with Unique ID: NA.

Comments:

Qualtrax ID: 56360 Pace® Analytical Services, LLC Page 1 of 1

ANALYTICAL REPORT

January 21, 2026

Terracon - Wilmington, NC

Sample Delivery Group:	L1934430
Samples Received:	01/10/2026
Project Number:	K625P194
Description:	MCAS Cherry Point
Report To:	Danielle Foster 2108 Capital Drive Suite 103 Wilmington, NC 28405

Entire Report Reviewed By:

Heather J Wagner
Project Manager

Results relate only to the items tested or calibrated and are reported as rounded values. This test report shall not be reproduced, except in full, without written approval of the laboratory. Where applicable, sampling conducted by Pace Analytical National is performed per guidance provided in laboratory standard operating procedures ENV-SOP-MTJL-0067 and ENV-SOP-MTJL-0068. Where sampling conducted by the customer, results relate to the accuracy of the information provided, and as the samples are received.

Pace Analytical National
12065 Lebanon Rd Mount Juliet, TN 37122 615-758-5858 800-767-5859 mydata.pacelabs.com

TABLE OF CONTENTS

Cp: Cover Page 1

Tc: Table of Contents 2

Ss: Sample Summary 3

Cn: Case Narrative 5

Sr: Sample Results 6

CP-P292-S2-IDW-SOLID L1934430-01 6

CP-P292-S2-IDW-SOLID L1934430-02 8

CP-P292-S2-IDW-LIQUID-02 L1934430-03 10

CP-P292-S2-IDW-LIQUID-02 L1934430-04 11

CP-P292-S2-IDW-LIQUID-01 L1934430-05 13

CP-P292-S2-IDW-LIQUID-01 L1934430-06 14

Qc: Quality Control Summary 16

Total Solids by Method 2540 G-2011 16

Wet Chemistry by Method 4500 CN E-2016 17

Wet Chemistry by Method 4500 S2 D-2011 18

Wet Chemistry by Method 9012 B 19

Wet Chemistry by Method 9034-9030B 20

Wet Chemistry by Method 9040C 21

Wet Chemistry by Method 9045D 22

Wet Chemistry by Method 9095B 23

Wet Chemistry by Method D93/1010A 24

Mercury by Method 7470A 26

Metals (ICP) by Method 6010D 27

Volatile Organic Compounds (GC) by Method 8015C 29

Volatile Organic Compounds (GC/MS) by Method 8260D 31

Semi-Volatile Organic Compounds (GC) by Method 8015C 35

Chlorinated Acid Herbicides (GC) by Method 8151A 37

Pesticides (GC) by Method 8081 38

Polychlorinated Biphenyls (GC) by Method 8082 39

Semi Volatile Organic Compounds (GC/MS) by Method 8270E 40

Gl: Glossary of Terms 42

Al: Accreditations & Locations 44

Sc: Sample Chain of Custody 45

CP-P292-S2-IDW-SOLID L1934430-01

Collected by	Collected date/time	Received date/time
Baylee Kurt	01/08/26 14:00	01/10/26 09:00

Method	Batch	Dilution	Preparation date/time	Analysis date/time	Analyst	Location
Total Solids by Method 2540 G-2011	WG2673180	1	01/13/26 07:56	01/13/26 08:03	CMB	Mt. Juliet, TN
Wet Chemistry by Method 9012 B	WG2673365	1	01/12/26 15:11	01/13/26 12:14	KMB	Mt. Juliet, TN
Wet Chemistry by Method 9034-9030B	WG2673393	1	01/12/26 08:37	01/12/26 13:02	JAS	Mt. Juliet, TN
Wet Chemistry by Method 9045D	WG2673581	1	01/13/26 02:00	01/14/26 10:30	SGG	Mt. Juliet, TN
Wet Chemistry by Method 9095B	WG2674570	1	01/15/26 14:00	01/15/26 14:00	PAN	Mt. Juliet, TN
Wet Chemistry by Method D93/1010A	WG2673052	1	01/12/26 12:00	01/12/26 12:00	PAN	Mt. Juliet, TN
Volatile Organic Compounds (GC) by Method 8015C	WG2673259	33.3	01/08/26 14:00	01/12/26 12:46	DWR	Mt. Juliet, TN
Volatile Organic Compounds (GC/MS) by Method 8260D	WG2673086	1.33	01/08/26 14:00	01/12/26 01:43	ACG	Mt. Juliet, TN
Semi-Volatile Organic Compounds (GC) by Method 8015C	WG2672860	1	01/13/26 08:14	01/13/26 22:11	KDB	Mt. Juliet, TN

CP-P292-S2-IDW-SOLID L1934430-02

Collected by	Collected date/time	Received date/time
Baylee Kurt	01/08/26 14:00	01/10/26 09:00

Method	Batch	Dilution	Preparation date/time	Analysis date/time	Analyst	Location
Preparation by Method 1311	WG2672816	1	01/11/26 04:57	01/11/26 04:57	PNK	Mt. Juliet, TN
Preparation by Method 1311	WG2673131	1	01/12/26 12:05	01/12/26 12:05	JWS	Mt. Juliet, TN
Mercury by Method 7470A	WG2674000	1	01/13/26 13:53	01/15/26 12:29	MDE	Mt. Juliet, TN
Metals (ICP) by Method 6010D	WG2673946	1	01/14/26 13:45	01/15/26 08:19	MAP	Mt. Juliet, TN
Volatile Organic Compounds (GC/MS) by Method 8260D	WG2673445	1	01/14/26 00:26	01/14/26 00:26	JAH	Mt. Juliet, TN
Chlorinated Acid Herbicides (GC) by Method 8151A	WG2674405	1	01/15/26 17:22	01/16/26 14:20	NWH	Mt. Juliet, TN
Pesticides (GC) by Method 8081	WG2674668	1	01/15/26 06:34	01/16/26 04:05	MEW	Mt. Juliet, TN
Polychlorinated Biphenyls (GC) by Method 8082	WG2674668	1	01/15/26 06:34	01/16/26 04:05	MEW	Mt. Juliet, TN
Semi Volatile Organic Compounds (GC/MS) by Method 8270E	WG2673790	1	01/14/26 07:51	01/14/26 23:19	KB	Mt. Juliet, TN

CP-P292-S2-IDW-LIQUID-02 L1934430-03

Collected by	Collected date/time	Received date/time
Baylee Kurt	01/08/26 15:00	01/10/26 09:00

Method	Batch	Dilution	Preparation date/time	Analysis date/time	Analyst	Location
Wet Chemistry by Method 4500 CN E-2016	WG2673590	1	01/13/26 09:40	01/13/26 17:51	AMJ	Mt. Juliet, TN
Wet Chemistry by Method 4500 S2 D-2011	WG2672803	1	01/10/26 22:39	01/10/26 22:39	CJW	Mt. Juliet, TN
Wet Chemistry by Method 9040C	WG2672747	1	01/11/26 00:25	01/11/26 00:25	KRB	Mt. Juliet, TN
Wet Chemistry by Method D93/1010A	WG2672739	1	01/10/26 20:15	01/10/26 20:15	ARV	Mt. Juliet, TN
Volatile Organic Compounds (GC) by Method 8015C	WG2672776	1	01/10/26 22:00	01/10/26 22:00	JAH	Mt. Juliet, TN
Volatile Organic Compounds (GC/MS) by Method 8260D	WG2673050	1	01/11/26 15:51	01/11/26 15:51	JAH	Mt. Juliet, TN
Semi-Volatile Organic Compounds (GC) by Method 8015C	WG2674420	1	01/14/26 09:54	01/16/26 11:03	JAJ	Mt. Juliet, TN

CP-P292-S2-IDW-LIQUID-02 L1934430-04

Collected by	Collected date/time	Received date/time
Baylee Kurt	01/08/26 15:00	01/10/26 09:00

Method	Batch	Dilution	Preparation date/time	Analysis date/time	Analyst	Location
Preparation by Method 1311	WG2672816	1	01/11/26 04:57	01/11/26 04:57	PNK	Mt. Juliet, TN
Preparation by Method 1311	WG2673131	1	01/12/26 12:05	01/12/26 12:05	JWS	Mt. Juliet, TN
Mercury by Method 7470A	WG2674000	1	01/13/26 13:53	01/15/26 12:31	MDE	Mt. Juliet, TN
Metals (ICP) by Method 6010D	WG2673946	1	01/14/26 13:45	01/15/26 08:22	MAP	Mt. Juliet, TN
Volatile Organic Compounds (GC/MS) by Method 8260D	WG2673445	1	01/14/26 00:47	01/14/26 00:47	JAH	Mt. Juliet, TN
Chlorinated Acid Herbicides (GC) by Method 8151A	WG2674405	1	01/15/26 17:22	01/16/26 14:32	NWH	Mt. Juliet, TN
Pesticides (GC) by Method 8081	WG2674668	1	01/15/26 06:34	01/16/26 04:31	MEW	Mt. Juliet, TN
Polychlorinated Biphenyls (GC) by Method 8082	WG2674668	1	01/15/26 06:34	01/16/26 04:31	MEW	Mt. Juliet, TN
Semi Volatile Organic Compounds (GC/MS) by Method 8270E	WG2673790	1	01/14/26 07:51	01/14/26 23:40	KB	Mt. Juliet, TN

CP-P292-S2-IDW-LIQUID-01 L1934430-05

Collected by	Collected date/time	Received date/time
Baylee Kurt	01/08/26 14:00	01/10/26 09:00

Method	Batch	Dilution	Preparation date/time	Analysis date/time	Analyst	Location
Wet Chemistry by Method 4500 CN E-2016	WG2673590	1	01/13/26 09:40	01/13/26 17:53	AMJ	Mt. Juliet, TN
Wet Chemistry by Method 4500 S2 D-2011	WG2672803	1	01/10/26 22:39	01/10/26 22:39	CJW	Mt. Juliet, TN
Wet Chemistry by Method 9040C	WG2672747	1	01/11/26 00:25	01/11/26 00:25	KRB	Mt. Juliet, TN
Wet Chemistry by Method D93/1010A	WG2672739	1	01/10/26 20:15	01/10/26 20:15	ARV	Mt. Juliet, TN
Volatile Organic Compounds (GC) by Method 8015C	WG2672776	1	01/10/26 22:23	01/10/26 22:23	JAH	Mt. Juliet, TN
Volatile Organic Compounds (GC/MS) by Method 8260D	WG2673050	1	01/11/26 16:11	01/11/26 16:11	JAH	Mt. Juliet, TN
Semi-Volatile Organic Compounds (GC) by Method 8015C	WG2674420	1	01/14/26 09:54	01/16/26 11:23	JAJ	Mt. Juliet, TN

CP-P292-S2-IDW-LIQUID-01 L1934430-06

Collected by	Collected date/time	Received date/time
Baylee Kurt	01/08/26 14:00	01/10/26 09:00

Method	Batch	Dilution	Preparation date/time	Analysis date/time	Analyst	Location
Preparation by Method 1311	WG2672816	1	01/11/26 04:57	01/11/26 04:57	PNK	Mt. Juliet, TN
Preparation by Method 1311	WG2673131	1	01/12/26 12:05	01/12/26 12:05	JWS	Mt. Juliet, TN
Mercury by Method 7470A	WG2674000	1	01/13/26 13:53	01/15/26 12:34	MDE	Mt. Juliet, TN
Metals (ICP) by Method 6010D	WG2673946	1	01/14/26 13:45	01/15/26 08:24	MAP	Mt. Juliet, TN
Volatile Organic Compounds (GC/MS) by Method 8260D	WG2673445	1	01/14/26 01:08	01/14/26 01:08	JAH	Mt. Juliet, TN
Chlorinated Acid Herbicides (GC) by Method 8151A	WG2674405	1	01/15/26 17:22	01/16/26 14:43	NWH	Mt. Juliet, TN
Pesticides (GC) by Method 8081	WG2674668	1	01/15/26 06:34	01/16/26 04:40	MEW	Mt. Juliet, TN
Polychlorinated Biphenyls (GC) by Method 8082	WG2674668	1	01/15/26 06:34	01/16/26 04:40	MEW	Mt. Juliet, TN
Semi Volatile Organic Compounds (GC/MS) by Method 8270E	WG2673790	1	01/14/26 07:51	01/15/26 02:12	KB	Mt. Juliet, TN

1 Cp
2 Tc
3 Ss
4 Cn
5 Sr
6 Qc
7 Gl
8 Al
9 Sc

All sample aliquots were received at the correct temperature, in the proper containers, with the appropriate preservatives, and within method specified holding times, unless qualified or notated within the report. Where applicable, all MDL (LOD) and RDL (LOQ) values reported for environmental samples have been corrected for the dilution factor used in the analysis. All Method and Batch Quality Control are within established criteria except where addressed in this case narrative, a non-conformance form or properly qualified within the sample results. By my digital signature below, I affirm to the best of my knowledge, all problems/anomalies observed by the laboratory as having the potential to affect the quality of the data have been identified by the laboratory, and no information or data have been knowingly withheld that would affect the quality of the data.

Heather J Wagner
Project Manager

Project Narrative

All Reactive Cyanide results reported in the attached report were determined as totals using method 4500 CN E-2016.
All Reactive Cyanide results reported in the attached report were determined as totals using method 9012 B.
All Reactive Sulfide results reported in the attached report were determined as totals using method 4500 S2 D-2011.
All Reactive Sulfide results reported in the attached report were determined as totals using method 9034-9030B.

Total Solids by Method 2540 G-2011

Analyte	Result %	Qualifier	Dilution	Analysis date / time	Batch
Total Solids	69.7		1	01/13/2026 08:03	WG2673180

Wet Chemistry by Method 9012 B

Analyte	Result mg/kg	Qualifier	LOQ mg/kg	Dilution	Analysis date / time	Batch
Reactive Cyanide	ND		0.250	1	01/13/2026 12:14	WG2673365

Wet Chemistry by Method 9034-9030B

Analyte	Result mg/kg	Qualifier	LOQ mg/kg	Dilution	Analysis date / time	Batch
Reactive Sulfide	ND		75.0	1	01/12/2026 13:02	WG2673393

Wet Chemistry by Method 9045D

Analyte	Result su	Qualifier	Dilution	Analysis date / time	Batch
pH	8.20	T8	1	01/14/2026 10:30	WG2673581

Sample Narrative:

L1934430-01 WG2673581: 8.2 at 19C

Wet Chemistry by Method 9095B

Analyte	Result %	Qualifier	Dilution	Analysis date / time	Batch
Paint Filter Test	See Footnote		1	01/15/2026 14:00	WG2674570

Sample Narrative:

L1934430-01 WG2674570: Contains No Free Liquid

Wet Chemistry by Method D93/1010A

Analyte	Result Deg. F	Qualifier	Dilution	Analysis date / time	Batch
Ignitability	DNI at 170		1	01/12/2026 12:00	WG2673052

Volatile Organic Compounds (GC) by Method 8015C

Analyte	CAS #	Result (dry) mg/kg	Qualifier	DL (dry) mg/kg	LOD (dry) mg/kg	LOQ (dry) mg/kg	Dilution	Analysis date / time	Batch
TPH (GC/FID) Low Fraction	8006-61-9	7.92	U	4.68	7.92	8.78	33.3	01/12/2026 12:46	WG2673259
(S) a,a,a-Trifluorotoluene(FID)	*98-08-8*	*98.5*				*59.0-128*		*01/12/2026 12:46*	WG2673259

Volatile Organic Compounds (GC/MS) by Method 8260D

Analyte	CAS #	Result (dry) mg/kg	Qualifier	DL (dry) mg/kg	LOD (dry) mg/kg	LOQ (dry) mg/kg	Dilution	Analysis date / time	Batch
Benzene	71-43-2	0.00211	U	0.00166	0.00211	0.00234	1.33	01/12/2026 01:43	WG2673086
Ethylbenzene	100-41-4	0.00292	U	0.00230	0.00292	0.00586	1.33	01/12/2026 01:43	WG2673086
Toluene	108-88-3	0.0105	U	0.00676	0.0105	0.0117	1.33	01/12/2026 01:43	WG2673086
Xylenes, Total	1330-20-7	0.00760	U	0.00655	0.00760	0.0152	1.33	01/12/2026 01:43	WG2673086
(S) Toluene-d8	*2037-26-5*	*97.7*				*85.0-116*		*01/12/2026 01:43*	WG2673086
(S) 4-Bromofluorobenzene	*460-00-4*	*104*				*79.0-119*		*01/12/2026 01:43*	WG2673086
(S) 1,2-Dichloroethane-d4	*17060-07-0*	*94.9*				*71.0-136*		*01/12/2026 01:43*	WG2673086

Semi-Volatile Organic Compounds (GC) by Method 8015C

Analyte	CAS #	Result (dry) mg/kg	Qualifier	DL (dry) mg/kg	LOD (dry) mg/kg	LOQ (dry) mg/kg	Dilution	Analysis date / time	Batch
TPH (GC/FID) High Fraction	68334-30-5	2.87	U	1.10	2.87	5.73	1	01/13/2026 22:11	WG2672860
(S) o-Terphenyl	*84-15-1*	*52.0*				*18.0-148*		*01/13/2026 22:11*	WG2672860

Preparation by Method 1311

Analyte	Result	Qualifier	Prep date / time	Batch
TCLP Extraction	-		1/12/2026 12:05:26 PM	WG2673131
TCLP ZHE Extraction	-		1/11/2026 4:57:41 AM	WG2672816
Initial pH	7.96		1/12/2026 12:05:26 PM	WG2673131
Final pH	5.16		1/12/2026 12:05:26 PM	WG2673131

Mercury by Method 7470A

Analyte	Result mg/l	Qualifier	LOQ mg/l	Limit mg/l	Dilution	Analysis date / time	Batch
Mercury	ND		0.0100	0.20	1	01/15/2026 12:29	WG2674000

Metals (ICP) by Method 6010D

Analyte	Result mg/l	Qualifier	LOQ mg/l	Limit mg/l	Dilution	Analysis date / time	Batch
Arsenic	ND		0.100	5	1	01/15/2026 08:19	WG2673946
Barium	0.198		0.100	100	1	01/15/2026 08:19	WG2673946
Cadmium	ND		0.100	1	1	01/15/2026 08:19	WG2673946
Chromium	ND		0.100	5	1	01/15/2026 08:19	WG2673946
Lead	ND		0.100	5	1	01/15/2026 08:19	WG2673946
Selenium	ND		0.100	1	1	01/15/2026 08:19	WG2673946
Silver	ND		0.100	5	1	01/15/2026 08:19	WG2673946

Volatile Organic Compounds (GC/MS) by Method 8260D

Analyte	Result mg/l	Qualifier	LOQ mg/l	Limit mg/l	Dilution	Analysis date / time	Batch
Benzene	ND		0.0500	0.50	1	01/14/2026 00:26	WG2673445
Carbon tetrachloride	ND		0.0500	0.50	1	01/14/2026 00:26	WG2673445
Chlorobenzene	ND		0.0500	100	1	01/14/2026 00:26	WG2673445
Chloroform	ND		0.250	6	1	01/14/2026 00:26	WG2673445
1,2-Dichloroethane	ND		0.0500	0.50	1	01/14/2026 00:26	WG2673445
1,1-Dichloroethene	ND		0.0500	0.70	1	01/14/2026 00:26	WG2673445
2-Butanone (MEK)	ND		0.500	200	1	01/14/2026 00:26	WG2673445
Tetrachloroethene	ND		0.0500	0.70	1	01/14/2026 00:26	WG2673445
Trichloroethene	ND		0.0500	0.50	1	01/14/2026 00:26	WG2673445
Vinyl chloride	ND		0.0500	0.20	1	01/14/2026 00:26	WG2673445
(S) Toluene-d8	*98.8*		*89.0-112*			*01/14/2026 00:26*	WG2673445
(S) 4-Bromofluorobenzene	*90.9*		*85.0-114*			*01/14/2026 00:26*	WG2673445
(S) 1,2-Dichloroethane-d4	*102*		*81.0-118*			*01/14/2026 00:26*	WG2673445

Chlorinated Acid Herbicides (GC) by Method 8151A

Analyte	Result mg/l	Qualifier	LOQ mg/l	Limit mg/l	Dilution	Analysis date / time	Batch
2,4,5-TP (Silvex)	ND		0.00200	1	1	01/16/2026 14:20	WG2674405
2,4-D	ND		0.00200	10	1	01/16/2026 14:20	WG2674405
(S) 2,4-Dichlorophenyl Acetic Acid	*78.0*		*32.0-138*			*01/16/2026 14:20*	WG2674405

Pesticides (GC) by Method 8081

Analyte	Result mg/l	Qualifier	LOQ mg/l	Limit mg/l	Dilution	Analysis date / time	Batch
Chlordane	ND		0.00500	0.03	1	01/16/2026 04:05	WG2674668
Endrin	ND		0.00500	0.02	1	01/16/2026 04:05	WG2674668
Heptachlor	ND		0.00500	0.0080	1	01/16/2026 04:05	WG2674668
Lindane	ND		0.00500	0.40	1	01/16/2026 04:05	WG2674668
Methoxychlor	ND		0.00500	10	1	01/16/2026 04:05	WG2674668

Pesticides (GC) by Method 8081

Analyte	Result mg/l	Qualifier	LOQ mg/l	Limit mg/l	Dilution	Analysis date / time	Batch
Toxaphene	ND		0.0100	0.50	1	01/16/2026 04:05	WG2674668
(S) Decachlorobiphenyl	*134*		*10.0-145*			*01/16/2026 04:05*	WG2674668
(S) Tetrachloro-m-xylene	*105*		*44.0-124*			*01/16/2026 04:05*	WG2674668

Polychlorinated Biphenyls (GC) by Method 8082

Analyte	Result mg/l	Qualifier	LOQ mg/l	Limit mg/l	Dilution	Analysis date / time	Batch
PCB 1016	ND		0.000500	50	1	01/16/2026 04:05	WG2674668
PCB 1221	ND		0.000500	50	1	01/16/2026 04:05	WG2674668
PCB 1232	ND		0.000500	50	1	01/16/2026 04:05	WG2674668
PCB 1242	ND		0.000500	50	1	01/16/2026 04:05	WG2674668
PCB 1248	ND		0.000500	50	1	01/16/2026 04:05	WG2674668
PCB 1254	ND		0.000500	50	1	01/16/2026 04:05	WG2674668
PCB 1260	ND		0.000500	50	1	01/16/2026 04:05	WG2674668
(S) Decachlorobiphenyl	*122*		*10.0-145*			*01/16/2026 04:05*	WG2674668
(S) Tetrachloro-m-xylene	*96.9*		*44.0-124*			*01/16/2026 04:05*	WG2674668

Semi Volatile Organic Compounds (GC/MS) by Method 8270E

Analyte	Result mg/l	Qualifier	LOQ mg/l	Limit mg/l	Dilution	Analysis date / time	Batch
1,4-Dichlorobenzene	ND		0.100	7.50	1	01/14/2026 23:19	WG2673790
2,4-Dinitrotoluene	ND		0.100	0.13	1	01/14/2026 23:19	WG2673790
Hexachlorobenzene	ND		0.100	0.13	1	01/14/2026 23:19	WG2673790
Hexachloro-1,3-butadiene	ND	C3	0.100	0.50	1	01/14/2026 23:19	WG2673790
Hexachloroethane	ND		0.100	3	1	01/14/2026 23:19	WG2673790
Nitrobenzene	ND		0.100	2	1	01/14/2026 23:19	WG2673790
Pyridine	ND		0.100	5	1	01/14/2026 23:19	WG2673790
3&4-Methyl Phenol	ND		0.100	400	1	01/14/2026 23:19	WG2673790
2-Methylphenol	ND		0.100	200	1	01/14/2026 23:19	WG2673790
Pentachlorophenol	ND	C3	0.100	100	1	01/14/2026 23:19	WG2673790
2,4,5-Trichlorophenol	ND		0.100	400	1	01/14/2026 23:19	WG2673790
2,4,6-Trichlorophenol	ND		0.100	2	1	01/14/2026 23:19	WG2673790
(S) 2-Fluorophenol	*39.4*		*19.0-119*			*01/14/2026 23:19*	WG2673790
(S) Phenol-d5	*28.2*		*10.0-120*			*01/14/2026 23:19*	WG2673790
(S) Nitrobenzene-d5	*61.0*		*44.0-120*			*01/14/2026 23:19*	WG2673790
(S) 2-Fluorobiphenyl	*57.3*		*44.0-119*			*01/14/2026 23:19*	WG2673790
(S) 2,4,6-Tribromophenol	*39.4*	J2	*43.0-140*			*01/14/2026 23:19*	WG2673790
(S) p-Terphenyl-d14	*62.3*		*50.0-134*			*01/14/2026 23:19*	WG2673790

Wet Chemistry by Method 4500 CN E-2016

Analyte	Result mg/l	Qualifier	LOQ mg/l	Dilution	Analysis date / time	Batch
Reactive Cyanide	ND		0.00500	1	01/13/2026 17:51	WG2673590

Wet Chemistry by Method 4500 S2 D-2011

Analyte	Result mg/l	Qualifier	LOQ mg/l	Dilution	Analysis date / time	Batch
Reactive Sulfide	ND		0.0500	1	01/10/2026 22:39	WG2672803

Wet Chemistry by Method 9040C

Analyte	Result su	Qualifier	Dilution	Analysis date / time	Batch
pH	8.50	T8	1	01/11/2026 00:25	WG2672747

Sample Narrative:

L1934430-03 WG2672747: 8.5 at 18.4C

Wet Chemistry by Method D93/1010A

Analyte	Result deg F	Qualifier	Dilution	Analysis date / time	Batch
Flashpoint	DNF at 170		1	01/10/2026 20:15	WG2672739

Volatile Organic Compounds (GC) by Method 8015C

Analyte	CAS #	Result ug/l	Qualifier	DL ug/l	LOD ug/l	LOQ ug/l	Dilution	Analysis date / time	Batch
TPH (GC/FID) Low Fraction	8006-61-9	75.0	U	59.4	75.0	150	1	01/10/2026 22:00	WG2672776
(S) a,a,a-Trifluorotoluene(FID)	*98-08-8*	*101*				*62.0-128*		*01/10/2026 22:00*	WG2672776

Volatile Organic Compounds (GC/MS) by Method 8260D

Analyte	CAS #	Result ug/l	Qualifier	DL ug/l	LOD ug/l	LOQ ug/l	Dilution	Analysis date / time	Batch
Benzene	71-43-2	0.500	U	0.320	0.500	1.00	1	01/11/2026 15:51	WG2673050
Ethylbenzene	100-41-4	0.500	U	0.234	0.500	1.00	1	01/11/2026 15:51	WG2673050
Toluene	108-88-3	0.600	U	0.274	0.600	1.00	1	01/11/2026 15:51	WG2673050
Total Xylenes	1330-20-7	0.419	J	0.319	1.50	3.00	1	01/11/2026 15:51	WG2673050
(S) Toluene-d8	*2037-26-5*	*107*				*89.0-112*		*01/11/2026 15:51*	WG2673050
(S) 4-Bromofluorobenzene	*460-00-4*	*103*				*85.0-114*		*01/11/2026 15:51*	WG2673050
(S) 1,2-Dichloroethane-d4	*17060-07-0*	*99.3*				*81.0-118*		*01/11/2026 15:51*	WG2673050

Semi-Volatile Organic Compounds (GC) by Method 8015C

Analyte	CAS #	Result ug/l	Qualifier	DL ug/l	LOD ug/l	LOQ ug/l	Dilution	Analysis date / time	Batch
TPH (GC/FID) High Fraction	68334-30-5	157		60.5	90.0	100	1	01/16/2026 11:03	WG2674420
(S) o-Terphenyl	*84-15-1*	*121*				*56.0-125*		*01/16/2026 11:03*	WG2674420

Preparation by Method 1311

Analyte	Result	Qualifier	Prep date / time	Batch
TCLP Extraction	-		1/12/2026 12:05:26 PM	WG2673131
TCLP ZHE Extraction	-		1/11/2026 4:57:41 AM	WG2672816
Initial pH	na		1/12/2026 12:05:26 PM	WG2673131
Final pH	na		1/12/2026 12:05:26 PM	WG2673131

Mercury by Method 7470A

Analyte	Result mg/l	Qualifier	LOQ mg/l	Limit mg/l	Dilution	Analysis date / time	Batch
Mercury	ND		0.0100	0.20	1	01/15/2026 12:31	WG2674000

Metals (ICP) by Method 6010D

Analyte	Result mg/l	Qualifier	LOQ mg/l	Limit mg/l	Dilution	Analysis date / time	Batch
Arsenic	ND		0.100	5	1	01/15/2026 08:22	WG2673946
Barium	ND		0.100	100	1	01/15/2026 08:22	WG2673946
Cadmium	ND		0.100	1	1	01/15/2026 08:22	WG2673946
Chromium	ND		0.100	5	1	01/15/2026 08:22	WG2673946
Lead	ND		0.100	5	1	01/15/2026 08:22	WG2673946
Selenium	ND		0.100	1	1	01/15/2026 08:22	WG2673946
Silver	ND		0.100	5	1	01/15/2026 08:22	WG2673946

Volatile Organic Compounds (GC/MS) by Method 8260D

Analyte	Result mg/l	Qualifier	LOQ mg/l	Limit mg/l	Dilution	Analysis date / time	Batch
Benzene	ND		0.0500	0.50	1	01/14/2026 00:47	WG2673445
Carbon tetrachloride	ND		0.0500	0.50	1	01/14/2026 00:47	WG2673445
Chlorobenzene	ND		0.0500	100	1	01/14/2026 00:47	WG2673445
Chloroform	ND		0.250	6	1	01/14/2026 00:47	WG2673445
1,2-Dichloroethane	ND		0.0500	0.50	1	01/14/2026 00:47	WG2673445
1,1-Dichloroethene	ND		0.0500	0.70	1	01/14/2026 00:47	WG2673445
2-Butanone (MEK)	ND		0.500	200	1	01/14/2026 00:47	WG2673445
Tetrachloroethene	ND		0.0500	0.70	1	01/14/2026 00:47	WG2673445
Trichloroethene	ND		0.0500	0.50	1	01/14/2026 00:47	WG2673445
Vinyl chloride	ND		0.0500	0.20	1	01/14/2026 00:47	WG2673445
(S) Toluene-d8	*99.9*		*89.0-112*			*01/14/2026 00:47*	WG2673445
(S) 4-Bromofluorobenzene	*92.2*		*85.0-114*			*01/14/2026 00:47*	WG2673445
(S) 1,2-Dichloroethane-d4	*107*		*81.0-118*			*01/14/2026 00:47*	WG2673445

Chlorinated Acid Herbicides (GC) by Method 8151A

Analyte	Result mg/l	Qualifier	LOQ mg/l	Limit mg/l	Dilution	Analysis date / time	Batch
2,4,5-TP (Silvex)	ND		0.00200	1	1	01/16/2026 14:32	WG2674405
2,4-D	ND		0.00200	10	1	01/16/2026 14:32	WG2674405
(S) 2,4-Dichlorophenyl Acetic Acid	*83.6*		*32.0-138*			*01/16/2026 14:32*	WG2674405

Pesticides (GC) by Method 8081

Analyte	Result mg/l	Qualifier	LOQ mg/l	Limit mg/l	Dilution	Analysis date / time	Batch
Chlordane	ND		0.00500	0.03	1	01/16/2026 04:31	WG2674668
Endrin	ND		0.00500	0.02	1	01/16/2026 04:31	WG2674668
Heptachlor	ND		0.00500	0.0080	1	01/16/2026 04:31	WG2674668
Lindane	ND		0.00500	0.40	1	01/16/2026 04:31	WG2674668
Methoxychlor	ND		0.00500	10	1	01/16/2026 04:31	WG2674668

Pesticides (GC) by Method 8081

Analyte	Result mg/l	Qualifier	LOQ mg/l	Limit mg/l	Dilution	Analysis date / time	Batch
Toxaphene	ND		0.0100	0.50	1	01/16/2026 04:31	WG2674668
(S) Decachlorobiphenyl	*22.4*		*10.0-145*			*01/16/2026 04:31*	WG2674668
(S) Tetrachloro-m-xylene	*75.5*		*44.0-124*			*01/16/2026 04:31*	WG2674668

Polychlorinated Biphenyls (GC) by Method 8082

Analyte	Result mg/l	Qualifier	LOQ mg/l	Limit mg/l	Dilution	Analysis date / time	Batch
PCB 1016	ND		0.000500	50	1	01/16/2026 04:31	WG2674668
PCB 1221	ND		0.000500	50	1	01/16/2026 04:31	WG2674668
PCB 1232	ND		0.000500	50	1	01/16/2026 04:31	WG2674668
PCB 1242	ND		0.000500	50	1	01/16/2026 04:31	WG2674668
PCB 1248	ND		0.000500	50	1	01/16/2026 04:31	WG2674668
PCB 1254	ND		0.000500	50	1	01/16/2026 04:31	WG2674668
PCB 1260	ND		0.000500	50	1	01/16/2026 04:31	WG2674668
(S) Decachlorobiphenyl	*26.1*		*10.0-145*			*01/16/2026 04:31*	WG2674668
(S) Tetrachloro-m-xylene	*74.4*		*44.0-124*			*01/16/2026 04:31*	WG2674668

Semi Volatile Organic Compounds (GC/MS) by Method 8270E

Analyte	Result mg/l	Qualifier	LOQ mg/l	Limit mg/l	Dilution	Analysis date / time	Batch
1,4-Dichlorobenzene	ND		0.100	7.50	1	01/14/2026 23:40	WG2673790
2,4-Dinitrotoluene	ND		0.100	0.13	1	01/14/2026 23:40	WG2673790
Hexachlorobenzene	ND		0.100	0.13	1	01/14/2026 23:40	WG2673790
Hexachloro-1,3-butadiene	ND	C3	0.100	0.50	1	01/14/2026 23:40	WG2673790
Hexachloroethane	ND		0.100	3	1	01/14/2026 23:40	WG2673790
Nitrobenzene	ND		0.100	2	1	01/14/2026 23:40	WG2673790
Pyridine	ND		0.100	5	1	01/14/2026 23:40	WG2673790
3&4-Methyl Phenol	ND		0.100	400	1	01/14/2026 23:40	WG2673790
2-Methylphenol	ND		0.100	200	1	01/14/2026 23:40	WG2673790
Pentachlorophenol	ND	C3	0.100	100	1	01/14/2026 23:40	WG2673790
2,4,5-Trichlorophenol	ND		0.100	400	1	01/14/2026 23:40	WG2673790
2,4,6-Trichlorophenol	ND		0.100	2	1	01/14/2026 23:40	WG2673790
(S) 2-Fluorophenol	*43.1*		*19.0-119*			*01/14/2026 23:40*	WG2673790
(S) Phenol-d5	*30.4*		*10.0-120*			*01/14/2026 23:40*	WG2673790
(S) Nitrobenzene-d5	*64.9*		*44.0-120*			*01/14/2026 23:40*	WG2673790
(S) 2-Fluorobiphenyl	*68.7*		*44.0-119*			*01/14/2026 23:40*	WG2673790
(S) 2,4,6-Tribromophenol	*45.6*		*43.0-140*			*01/14/2026 23:40*	WG2673790
(S) p-Terphenyl-d14	*80.6*		*50.0-134*			*01/14/2026 23:40*	WG2673790

Wet Chemistry by Method 4500 CN E-2016

Analyte	Result mg/l	Qualifier	LOQ mg/l	Dilution	Analysis date / time	Batch
Reactive Cyanide	ND		0.00500	1	01/13/2026 17:53	WG2673590

Wet Chemistry by Method 4500 S2 D-2011

Analyte	Result mg/l	Qualifier	LOQ mg/l	Dilution	Analysis date / time	Batch
Reactive Sulfide	ND		0.0500	1	01/10/2026 22:39	WG2672803

Wet Chemistry by Method 9040C

Analyte	Result su	Qualifier	Dilution	Analysis date / time	Batch
pH	8.44	T8	1	01/11/2026 00:25	WG2672747

Sample Narrative:

L1934430-05 WG2672747: 8.44 at 18.4C

Wet Chemistry by Method D93/1010A

Analyte	Result deg F	Qualifier	Dilution	Analysis date / time	Batch
Flashpoint	DNF at 170		1	01/10/2026 20:15	WG2672739

Volatile Organic Compounds (GC) by Method 8015C

Analyte	CAS #	Result ug/l	Qualifier	DL ug/l	LOD ug/l	LOQ ug/l	Dilution	Analysis date / time	Batch
TPH (GC/FID) Low Fraction	8006-61-9	75.0	U	59.4	75.0	150	1	01/10/2026 22:23	WG2672776
(S) a,a,a-Trifluorotoluene(FID)	*98-08-8*	*100*				*62.0-128*		*01/10/2026 22:23*	WG2672776

Volatile Organic Compounds (GC/MS) by Method 8260D

Analyte	CAS #	Result ug/l	Qualifier	DL ug/l	LOD ug/l	LOQ ug/l	Dilution	Analysis date / time	Batch
Benzene	71-43-2	0.500	U	0.320	0.500	1.00	1	01/11/2026 16:11	WG2673050
Ethylbenzene	100-41-4	0.500	U	0.234	0.500	1.00	1	01/11/2026 16:11	WG2673050
Toluene	108-88-3	0.600	U	0.274	0.600	1.00	1	01/11/2026 16:11	WG2673050
Total Xylenes	1330-20-7	1.50	U	0.319	1.50	3.00	1	01/11/2026 16:11	WG2673050
(S) Toluene-d8	*2037-26-5*	*106*				*89.0-112*		*01/11/2026 16:11*	WG2673050
(S) 4-Bromofluorobenzene	*460-00-4*	*103*				*85.0-114*		*01/11/2026 16:11*	WG2673050
(S) 1,2-Dichloroethane-d4	*17060-07-0*	*97.9*				*81.0-118*		*01/11/2026 16:11*	WG2673050

Semi-Volatile Organic Compounds (GC) by Method 8015C

Analyte	CAS #	Result ug/l	Qualifier	DL ug/l	LOD ug/l	LOQ ug/l	Dilution	Analysis date / time	Batch
TPH (GC/FID) High Fraction	68334-30-5	90.0	U	60.5	90.0	100	1	01/16/2026 11:23	WG2674420
(S) o-Terphenyl	*84-15-1*	*119*				*56.0-125*		*01/16/2026 11:23*	WG2674420

Preparation by Method 1311

Analyte	Result	Qualifier	Prep date / time	Batch
TCLP Extraction	-		1/12/2026 12:05:26 PM	WG2673131
TCLP ZHE Extraction	-		1/11/2026 4:57:41 AM	WG2672816
Initial pH	na		1/12/2026 12:05:26 PM	WG2673131
Final pH	na		1/12/2026 12:05:26 PM	WG2673131

Mercury by Method 7470A

Analyte	Result mg/l	Qualifier	LOQ mg/l	Limit mg/l	Dilution	Analysis date / time	Batch
Mercury	ND		0.0100	0.20	1	01/15/2026 12:34	WG2674000

Metals (ICP) by Method 6010D

Analyte	Result mg/l	Qualifier	LOQ mg/l	Limit mg/l	Dilution	Analysis date / time	Batch
Arsenic	ND		0.100	5	1	01/15/2026 08:24	WG2673946
Barium	ND		0.100	100	1	01/15/2026 08:24	WG2673946
Cadmium	ND		0.100	1	1	01/15/2026 08:24	WG2673946
Chromium	ND		0.100	5	1	01/15/2026 08:24	WG2673946
Lead	ND		0.100	5	1	01/15/2026 08:24	WG2673946
Selenium	ND		0.100	1	1	01/15/2026 08:24	WG2673946
Silver	ND		0.100	5	1	01/15/2026 08:24	WG2673946

Volatile Organic Compounds (GC/MS) by Method 8260D

Analyte	Result mg/l	Qualifier	LOQ mg/l	Limit mg/l	Dilution	Analysis date / time	Batch
Benzene	ND		0.0500	0.50	1	01/14/2026 01:08	WG2673445
Carbon tetrachloride	ND		0.0500	0.50	1	01/14/2026 01:08	WG2673445
Chlorobenzene	ND		0.0500	100	1	01/14/2026 01:08	WG2673445
Chloroform	ND		0.250	6	1	01/14/2026 01:08	WG2673445
1,2-Dichloroethane	ND		0.0500	0.50	1	01/14/2026 01:08	WG2673445
1,1-Dichloroethene	ND		0.0500	0.70	1	01/14/2026 01:08	WG2673445
2-Butanone (MEK)	ND		0.500	200	1	01/14/2026 01:08	WG2673445
Tetrachloroethene	ND		0.0500	0.70	1	01/14/2026 01:08	WG2673445
Trichloroethene	ND		0.0500	0.50	1	01/14/2026 01:08	WG2673445
Vinyl chloride	ND		0.0500	0.20	1	01/14/2026 01:08	WG2673445
(S) Toluene-d8	*99.2*		*89.0-112*			*01/14/2026 01:08*	WG2673445
(S) 4-Bromofluorobenzene	*92.1*		*85.0-114*			*01/14/2026 01:08*	WG2673445
(S) 1,2-Dichloroethane-d4	*104*		*81.0-118*			*01/14/2026 01:08*	WG2673445

Chlorinated Acid Herbicides (GC) by Method 8151A

Analyte	Result mg/l	Qualifier	LOQ mg/l	Limit mg/l	Dilution	Analysis date / time	Batch
2,4,5-TP (Silvex)	ND		0.00200	1	1	01/16/2026 14:43	WG2674405
2,4-D	ND		0.00200	10	1	01/16/2026 14:43	WG2674405
(S) 2,4-Dichlorophenyl Acetic Acid	*71.4*		*32.0-138*			*01/16/2026 14:43*	WG2674405

Pesticides (GC) by Method 8081

Analyte	Result mg/l	Qualifier	LOQ mg/l	Limit mg/l	Dilution	Analysis date / time	Batch
Chlordane	ND		0.00500	0.03	1	01/16/2026 04:40	WG2674668
Endrin	ND		0.00500	0.02	1	01/16/2026 04:40	WG2674668
Heptachlor	ND		0.00500	0.0080	1	01/16/2026 04:40	WG2674668
Lindane	ND		0.00500	0.40	1	01/16/2026 04:40	WG2674668
Methoxychlor	ND		0.00500	10	1	01/16/2026 04:40	WG2674668

Pesticides (GC) by Method 8081

Analyte	Result mg/l	Qualifier	LOQ mg/l	Limit mg/l	Dilution	Analysis date / time	Batch
Toxaphene	ND		0.0100	0.50	1	01/16/2026 04:40	WG2674668
(S) Decachlorobiphenyl	*79.0*		*10.0-145*			*01/16/2026 04:40*	WG2674668
(S) Tetrachloro-m-xylene	*85.4*		*44.0-124*			*01/16/2026 04:40*	WG2674668

Polychlorinated Biphenyls (GC) by Method 8082

Analyte	Result mg/l	Qualifier	LOQ mg/l	Limit mg/l	Dilution	Analysis date / time	Batch
PCB 1016	ND		0.000500	50	1	01/16/2026 04:40	WG2674668
PCB 1221	ND		0.000500	50	1	01/16/2026 04:40	WG2674668
PCB 1232	ND		0.000500	50	1	01/16/2026 04:40	WG2674668
PCB 1242	ND		0.000500	50	1	01/16/2026 04:40	WG2674668
PCB 1248	ND		0.000500	50	1	01/16/2026 04:40	WG2674668
PCB 1254	ND		0.000500	50	1	01/16/2026 04:40	WG2674668
PCB 1260	ND		0.000500	50	1	01/16/2026 04:40	WG2674668
(S) Decachlorobiphenyl	*92.6*		*10.0-145*			*01/16/2026 04:40*	WG2674668
(S) Tetrachloro-m-xylene	*83.4*		*44.0-124*			*01/16/2026 04:40*	WG2674668

Semi Volatile Organic Compounds (GC/MS) by Method 8270E

Analyte	Result mg/l	Qualifier	LOQ mg/l	Limit mg/l	Dilution	Analysis date / time	Batch
1,4-Dichlorobenzene	ND		0.100	7.50	1	01/15/2026 02:12	WG2673790
2,4-Dinitrotoluene	ND		0.100	0.13	1	01/15/2026 02:12	WG2673790
Hexachlorobenzene	ND		0.100	0.13	1	01/15/2026 02:12	WG2673790
Hexachloro-1,3-butadiene	ND	C3	0.100	0.50	1	01/15/2026 02:12	WG2673790
Hexachloroethane	ND		0.100	3	1	01/15/2026 02:12	WG2673790
Nitrobenzene	ND		0.100	2	1	01/15/2026 02:12	WG2673790
Pyridine	ND		0.100	5	1	01/15/2026 02:12	WG2673790
3&4-Methyl Phenol	ND		0.100	400	1	01/15/2026 02:12	WG2673790
2-Methylphenol	ND		0.100	200	1	01/15/2026 02:12	WG2673790
Pentachlorophenol	ND	C3	0.100	100	1	01/15/2026 02:12	WG2673790
2,4,5-Trichlorophenol	ND		0.100	400	1	01/15/2026 02:12	WG2673790
2,4,6-Trichlorophenol	ND		0.100	2	1	01/15/2026 02:12	WG2673790
(S) 2-Fluorophenol	*45.2*		*19.0-119*			*01/15/2026 02:12*	WG2673790
(S) Phenol-d5	*30.6*		*10.0-120*			*01/15/2026 02:12*	WG2673790
(S) Nitrobenzene-d5	*71.1*		*44.0-120*			*01/15/2026 02:12*	WG2673790
(S) 2-Fluorobiphenyl	*65.5*		*44.0-119*			*01/15/2026 02:12*	WG2673790
(S) 2,4,6-Tribromophenol	*50.0*		*43.0-140*			*01/15/2026 02:12*	WG2673790
(S) p-Terphenyl-d14	*72.9*		*50.0-134*			*01/15/2026 02:12*	WG2673790

QUALITY CONTROL SUMMARY

Method Blank (MB)

(MB) R4324517-1 01/13/26 08:03

Analyte	MB Result %	MB Qualifier	MB DL %	MB LOD %	MB LOQ %
Total Solids	0.00100			0.200	

L1934433-03 Original Sample (OS) • Duplicate (DUP)

(OS) L1934433-03 01/13/26 08:03 • (DUP) R4324517-3 01/13/26 08:03

Analyte	Original Result %	DUP Result %	Dilution	DUP RPD %	DUP Qualifier	DUP RPD Limits %
Total Solids	78.3	77.9	1	0.461		10

Laboratory Control Sample (LCS)

(LCS) R4324517-2 01/13/26 08:03

Analyte	Spike Amount %	LCS Result %	LCS Rec. %	Rec. Limits %	LCS Qualifier
Total Solids	50.0	50.0	99.9	90.0-110	

QUALITY CONTROL SUMMARY

L1934430-03,05

Method Blank (MB)

(MB) R4324379-1 01/13/26 17:14

Analyte	MB Result mg/l	MB Qualifier	MB DL mg/l	MB LOD mg/l	MB LOQ mg/l
Reactive Cyanide	0.00250	U	0.00210	0.00250	0.00500

L1934430-05 Original Sample (OS) • Duplicate (DUP)

(OS) L1934430-05 01/13/26 17:53 • (DUP) R4324379-6 01/13/26 17:54

Analyte	Original Result mg/l	DUP Result mg/l	Dilution	DUP RPD %	DUP Qualifier	DUP RPD Limits %
Reactive Cyanide	ND	ND	1	0.000		20

Laboratory Control Sample (LCS)

(LCS) R4324379-2 01/13/26 17:15

Analyte	Spike Amount mg/l	LCS Result mg/l	LCS Rec. %	Rec. Limits %	LCS Qualifier
Reactive Cyanide	0.100	0.101	101	83.0-116	

L1934031-02 Original Sample (OS) • Matrix Spike (MS)

(OS) L1934031-02 01/13/26 17:21 • (MS) R4324379-3 01/13/26 17:22

Analyte	Spike Amount mg/l	Original Result mg/l	MS Result mg/l	MS Rec. %	Dilution	Rec. Limits %	MS Qualifier
Reactive Cyanide	0.100	ND	0.0878	87.8	1	83.0-116	

L1934244-02 Original Sample (OS) • Matrix Spike (MS) • Matrix Spike Duplicate (MSD)

(OS) L1934244-02 01/13/26 17:38 • (MS) R4324379-4 01/13/26 17:40 • (MSD) R4324379-5 01/13/26 17:41

Analyte	Spike Amount mg/l	Original Result mg/l	MS Result mg/l	MSD Result mg/l	MS Rec. %	MSD Rec. %	Dilution	Rec. Limits %	MS Qualifier	MSD Qualifier	RPD %	RPD Limits %
Reactive Cyanide	0.100	ND	0.0909	0.0953	90.9	95.3	1	83.0-116			4.73	20

QUALITY CONTROL SUMMARY

L1934430-03,05

Method Blank (MB)

(MB) R4323458-1 01/10/26 22:36

Analyte	MB Result mg/l	MB Qualifier	MB DL mg/l	MB LOD mg/l	MB LOQ mg/l
Reactive Sulfide	0.0300	U	0.0255	0.0300	0.0500

Laboratory Control Sample (LCS)

(LCS) R4323458-2 01/10/26 22:37

Analyte	Spike Amount mg/l	LCS Result mg/l	LCS Rec. %	Rec. Limits %	LCS Qualifier
Reactive Sulfide	0.500	0.556	111	85.0-115	

QUALITY CONTROL SUMMARY

L1934430-01

Method Blank (MB)

(MB) R4324195-1 01/13/26 12:03

Analyte	MB Result mg/kg	MB Qualifier	MB DL mg/kg	MB LOD mg/kg	MB LOQ mg/kg
Reactive Cyanide	0.125	U	0.0665	0.125	0.250

L1934482-01 Original Sample (OS) • Duplicate (DUP)

(OS) L1934482-01 01/13/26 12:18 • (DUP) R4324195-5 01/13/26 12:19

Analyte	Original Result mg/kg	DUP Result mg/kg	Dilution	DUP RPD %	DUP Qualifier	DUP RPD Limits %
Reactive Cyanide	ND	ND	1	0.000		20

Laboratory Control Sample (LCS)

(LCS) R4324195-2 01/13/26 12:05

Analyte	Spike Amount mg/kg	LCS Result mg/kg	LCS Rec. %	Rec. Limits %	LCS Qualifier
Reactive Cyanide	1.67	1.61	96.7	76.0-120	

L1934415-12 Original Sample (OS) • Matrix Spike (MS) • Matrix Spike Duplicate (MSD)

(OS) L1934415-12 01/13/26 12:08 • (MS) R4324195-3 01/13/26 12:09 • (MSD) R4324195-4 01/13/26 12:11

Analyte	Spike Amount mg/kg	Original Result mg/kg	MS Result mg/kg	MSD Result mg/kg	MS Rec. %	MSD Rec. %	Dilution	Rec. Limits %	MS Qualifier	MSD Qualifier	RPD %	RPD Limits %
Reactive Cyanide	1.67	ND	1.43	1.47	86.1	88.4	1	76.0-120			2.73	20

Method Blank (MB)

(MB) R4323809-1 01/12/26 13:02

Analyte	MB Result mg/kg	MB Qualifier	MB DL mg/kg	MB LOD mg/kg	MB LOQ mg/kg
Reactive Sulfide	37.5	U	28.1	37.5	75.0

Laboratory Control Sample (LCS)

(LCS) R4323809-2 01/12/26 13:02

Analyte	Spike Amount mg/kg	LCS Result mg/kg	LCS Rec. %	Rec. Limits %	LCS Qualifier
Reactive Sulfide	100	87.5	87.5	53.8-124	

L1933246-01 Original Sample (OS) • Matrix Spike (MS) • Matrix Spike Duplicate (MSD)

(OS) L1933246-01 01/12/26 13:02 • (MS) R4323809-3 01/12/26 13:02 • (MSD) R4323809-4 01/12/26 13:02

Analyte	Spike Amount mg/kg	Original Result mg/kg	MS Result mg/kg	MSD Result mg/kg	MS Rec. %	MSD Rec. %	Dilution	Rec. Limits %	MS Qualifier	MSD Qualifier	RPD %	RPD Limits %
Reactive Sulfide	100	ND	ND	ND	42.7	55.6	1	10.0-136		J3	26.1	20

L1934271-01 Original Sample (OS) • Duplicate (DUP)

(OS) L1934271-01 01/11/26 00:25 • (DUP) R4323464-2 01/11/26 00:25

Analyte	Original Result	DUP Result	Dilution	DUP RPD	DUP Qualifier	DUP RPD Limits
	su	su		%		%
pH	7.83	7.85	1	0.255		1

Sample Narrative:

OS: 7.83 at 18.4C

DUP: 7.85 at 19C

L1934496-27 Original Sample (OS) • Duplicate (DUP)

(OS) L1934496-27 01/11/26 00:25 • (DUP) R4323464-3 01/11/26 00:25

Analyte	Original Result	DUP Result	Dilution	DUP RPD	DUP Qualifier	DUP RPD Limits
	su	su		%		%
pH	7.92	7.93	1	0.126		1

Sample Narrative:

OS: 7.92 at 18.5C

DUP: 7.93 at 18.9C

Laboratory Control Sample (LCS)

(LCS) R4323464-1 01/11/26 00:25

Analyte	Spike Amount	LCS Result	LCS Rec.	Rec. Limits	LCS Qualifier
	su	su	%	%	
pH	10.0	10.0	100	99.0-101	

Sample Narrative:

LCS: 10 at 19.1C

L1934259-10 Original Sample (OS) • Duplicate (DUP)

(OS) L1934259-10 01/14/26 10:30 • (DUP) R4324634-2 01/14/26 10:30

Analyte	Original Result	DUP Result	Dilution	DUP RPD	DUP Qualifier	DUP RPD Limits
	su	su		%		%
pH	5.79	5.78	1	0.173		1

Sample Narrative:

OS: 5.79 at 18.5C

DUP: 5.78 at 19.3C

L1934430-01 Original Sample (OS) • Duplicate (DUP)

(OS) L1934430-01 01/14/26 10:30 • (DUP) R4324634-3 01/14/26 10:30

Analyte	Original Result	DUP Result	Dilution	DUP RPD	DUP Qualifier	DUP RPD Limits
	su	su		%		%
pH	8.20	8.22	1	0.244		1

Sample Narrative:

OS: 8.2 at 19C

DUP: 8.22 at 18.8C

Laboratory Control Sample (LCS)

(LCS) R4324634-1 01/14/26 10:30

Analyte	Spike Amount	LCS Result	LCS Rec.	Rec. Limits	LCS Qualifier
	su	su	%	%	
pH	10.0	10.0	100	99.0-101	

Sample Narrative:

LCS: 10.02 at 18.7C

L1933754-01 Original Sample (OS) • Duplicate (DUP)

(OS) L1933754-01 01/15/26 14:00 • (DUP) R4325247-1 01/15/26 14:00

Analyte	Original Result %	DUP Result %	Dilution	DUP RPD %	DUP Qualifier	DUP RPD Limits %
Paint Filter Test	See Footnote	See Footnote	1	0.000		20

Sample Narrative:

OS: Contains No Free Liquid

DUP: Contains No Free Liquid

L1934095-01 Original Sample (OS) • Duplicate (DUP)

(OS) L1934095-01 01/10/26 20:15 • (DUP) R4323440-3 01/10/26 20:15

Analyte	Original Result deg F	DUP Result deg F	Dilution	DUP RPD %	DUP Qualifier	DUP RPD Limits %
Flashpoint	156	146	1	6.60		10

L1934315-01 Original Sample (OS) • Duplicate (DUP)

(OS) L1934315-01 01/10/26 20:15 • (DUP) R4323440-4 01/10/26 20:15

Analyte	Original Result deg F	DUP Result deg F	Dilution	DUP RPD %	DUP Qualifier	DUP RPD Limits %
Flashpoint	DNF at 200	DNF at 200	1	0.000		10

Laboratory Control Sample (LCS) • Laboratory Control Sample Duplicate (LCSD)

(LCS) R4323440-1 01/10/26 20:15 • (LCSD) R4323440-2 01/10/26 20:15

Analyte	Spike Amount deg F	LCS Result deg F	LCSD Result deg F	LCS Rec. %	LCSD Rec. %	Rec. Limits %	LCS Qualifier	LCSD Qualifier	RPD %	RPD Limits %
Flashpoint	126	128	126	102	100	96.0-104			1.57	10

L1933775-06 Original Sample (OS) • Duplicate (DUP)

(OS) L1933775-06 01/12/26 12:00 • (DUP) R4323826-3 01/12/26 12:00

Analyte	Original Result	DUP Result	Dilution	DUP RPD	DUP Qualifier	DUP RPD Limits
	Deg. F	Deg. F		%		%
Ignitability	DNI at 170	DNI at 170	1	0.000		10

L1933976-06 Original Sample (OS) • Duplicate (DUP)

(OS) L1933976-06 01/12/26 12:00 • (DUP) R4323826-4 01/12/26 12:00

Analyte	Original Result	DUP Result	Dilution	DUP RPD	DUP Qualifier	DUP RPD Limits
	Deg. F	Deg. F		%		%
Ignitability	150	155	1	3.27		10

Laboratory Control Sample (LCS) • Laboratory Control Sample Duplicate (LCSD)

(LCS) R4323826-1 01/12/26 12:00 • (LCSD) R4323826-2 01/12/26 12:00

Analyte	Spike Amount	LCS Result	LCSD Result	LCS Rec.	LCSD Rec.	Rec. Limits	LCS Qualifier	LCSD Qualifier	RPD	RPD Limits
	Deg. F	Deg. F	Deg. F	%	%	%			%	%
Ignitability	126	126	126	100	100	96.0-104			0.000	10

QUALITY CONTROL SUMMARY

L1934430-02,04,06

Method Blank (MB)

(MB) R4325193-1 01/15/26 11:33

Analyte	MB Result mg/l	MB Qualifier	MB DL mg/l	MB LOD mg/l	MB LOQ mg/l
Mercury	0.00500	U	0.00333	0.00500	0.0100

Laboratory Control Sample (LCS)

(LCS) R4325193-2 01/15/26 11:36

Analyte	Spike Amount mg/l	LCS Result mg/l	LCS Rec. %	Rec. Limits %	LCS Qualifier
Mercury	0.0300	0.0345	115	82.0-119	

L1934353-01 Original Sample (OS) • Matrix Spike (MS) • Matrix Spike Duplicate (MSD)

(OS) L1934353-01 01/15/26 11:39 • (MS) R4325193-4 01/15/26 11:44 • (MSD) R4325193-5 01/15/26 11:47

Analyte	Spike Amount mg/l	Original Result mg/l	MS Result mg/l	MSD Result mg/l	MS Rec. %	MSD Rec. %	Dilution	Rec. Limits %	MS Qualifier	MSD Qualifier	RPD %	RPD Limits %
Mercury	0.0300	ND	0.0364	0.0359	121	120	1	82.0-119	J5	J5	1.34	20

L1934416-05 Original Sample (OS) • Matrix Spike (MS) • Matrix Spike Duplicate (MSD)

(OS) L1934416-05 01/15/26 11:50 • (MS) R4325193-6 01/15/26 11:52 • (MSD) R4325193-7 01/15/26 11:55

Analyte	Spike Amount mg/l	Original Result mg/l	MS Result mg/l	MSD Result mg/l	MS Rec. %	MSD Rec. %	Dilution	Rec. Limits %	MS Qualifier	MSD Qualifier	RPD %	RPD Limits %
Mercury	0.0300	ND	0.0354	0.0343	118	114	1	82.0-119			3.21	20

QUALITY CONTROL SUMMARY

L1934430-02,04,06

Method Blank (MB)

(MB) R4324996-1 01/15/26 07:46

Analyte	MB Result mg/l	MB Qualifier	MB DL mg/l	MB LOD mg/l	MB LOQ mg/l
Arsenic	0.0500	U	0.0333	0.0500	0.100
Barium	0.0500	U	0.0333	0.0500	0.100
Cadmium	0.0500	U	0.0333	0.0500	0.100
Chromium	0.0500	U	0.0333	0.0500	0.100
Lead	0.0500	U	0.0333	0.0500	0.100
Selenium	0.0500	U	0.0333	0.0500	0.100
Silver	0.0500	U	0.0333	0.0500	0.100

Laboratory Control Sample (LCS)

(LCS) R4324996-2 01/15/26 07:49

Analyte	Spike Amount mg/l	LCS Result mg/l	LCS Rec. %	Rec. Limits %	LCS Qualifier
Arsenic	10.0	9.94	99.4	87.0-113	
Barium	10.0	10.1	101	88.0-113	
Cadmium	10.0	10.0	100	88.0-113	
Chromium	10.0	9.81	98.1	90.0-113	
Lead	10.0	9.88	98.8	86.0-113	
Selenium	10.0	9.83	98.3	83.0-114	
Silver	2.00	1.99	99.5	84.0-115	

L1934353-01 Original Sample (OS) • Matrix Spike (MS) • Matrix Spike Duplicate (MSD)

(OS) L1934353-01 01/15/26 07:51 • (MS) R4324996-4 01/15/26 07:56 • (MSD) R4324996-5 01/15/26 07:59

Analyte	Spike Amount mg/l	Original Result mg/l	MS Result mg/l	MSD Result mg/l	MS Rec. %	MSD Rec. %	Dilution	Rec. Limits %	MS Qualifier	MSD Qualifier	RPD %	RPD Limits %
Arsenic	10.0	ND	10.2	10.1	102	101	1	87.0-113			0.978	20
Barium	10.0	0.139	10.3	10.1	101	100	1	88.0-113			1.03	20
Cadmium	10.0	ND	10.1	10.0	101	100	1	88.0-113			0.793	20
Chromium	10.0	ND	10.0	10.1	100	101	1	90.0-113			0.954	20
Lead	10.0	ND	9.99	9.94	99.9	99.4	1	86.0-113			0.553	20
Selenium	10.0	ND	10.0	9.97	100	99.7	1	83.0-114			0.505	20
Silver	2.00	ND	2.01	2.04	100	102	1	84.0-115			1.56	20

L1934416-05 Original Sample (OS) • Matrix Spike (MS) • Matrix Spike Duplicate (MSD)

(OS) L1934416-05 01/15/26 08:01 • (MS) R4324996-6 01/15/26 08:04 • (MSD) R4324996-7 01/15/26 08:06

Analyte	Spike Amount mg/l	Original Result mg/l	MS Result mg/l	MSD Result mg/l	MS Rec. %	MSD Rec. %	Dilution	Rec. Limits %	MS Qualifier	MSD Qualifier	RPD %	RPD Limits %
Arsenic	10.0	ND	9.91	9.98	99.1	99.8	1	87.0-113			0.765	20
Barium	10.0	ND	10.3	10.4	103	104	1	88.0-113			0.752	20
Cadmium	10.0	ND	9.99	10.1	99.9	101	1	88.0-113			1.27	20
Chromium	10.0	ND	10.2	10.1	102	101	1	90.0-113			0.663	20
Lead	10.0	ND	9.80	9.96	98.0	99.6	1	86.0-113			1.57	20
Selenium	10.0	ND	9.73	9.77	97.3	97.7	1	83.0-114			0.418	20
Silver	2.00	ND	2.03	2.03	101	102	1	84.0-115			0.430	20

Method Blank (MB)

(MB) R4324686-2 01/10/26 13:46

Analyte	MB Result ug/l	MB Qualifier	MB DL ug/l	MB LOD ug/l	MB LOQ ug/l
TPH (GC/FID) Low Fraction	75.0	U	59.4	75.0	150
(S) a,a,a-Trifluorotoluene(FID)	*99.1*				*62.0-128*

Laboratory Control Sample (LCS) • Laboratory Control Sample Duplicate (LCSD)

(LCS) R4324686-1 01/10/26 12:39 • (LCSD) R4324686-3 01/11/26 01:24

Analyte	Spike Amount ug/l	LCS Result ug/l	LCSD Result ug/l	LCS Rec. %	LCSD Rec. %	Rec. Limits %	LCS Qualifier	LCSD Qualifier	RPD %	RPD Limits %
TPH (GC/FID) Low Fraction	5000	4870	5250	97.4	105	78.0-122			7.51	30
(S) a,a,a-Trifluorotoluene(FID)				*98.6*	*101*	*62.0-128*				

Method Blank (MB)

(MB) R4324669-3 01/12/26 11:48

Analyte	MB Result mg/kg	MB Qualifier	MB DL mg/kg	MB LOD mg/kg	MB LOQ mg/kg
TPH (GC/FID) Low Fraction	3.38	U	2.00	3.38	3.75
(S) a,a,a-Trifluorotoluene(FID)	*98.3*				*59.0-128*

Laboratory Control Sample (LCS) • Laboratory Control Sample Duplicate (LCSD)

(LCS) R4324669-1 01/12/26 10:22 • (LCSD) R4324669-2 01/12/26 10:43

Analyte	Spike Amount mg/kg	LCS Result mg/kg	LCSD Result mg/kg	LCS Rec. %	LCSD Rec. %	Rec. Limits %	LCS Qualifier	LCSD Qualifier	RPD %	RPD Limits %
TPH (GC/FID) Low Fraction	5.00	4.56	4.68	91.2	93.6	79.0-122			2.60	30
(S) a,a,a-Trifluorotoluene(FID)				*106*	*106*	*59.0-128*				

L1934360-01 Original Sample (OS) • Matrix Spike (MS) • Matrix Spike Duplicate (MSD)

(OS) L1934360-01 01/12/26 15:27 • (MS) R4324669-4 01/12/26 20:50 • (MSD) R4324669-5 01/12/26 21:11

Analyte	Spike Amount (dry) mg/kg	Original Result (dry) mg/kg	MS Result (dry) mg/kg	MSD Result (dry) mg/kg	MS Rec. %	MSD Rec. %	Dilution	Rec. Limits %	MS Qualifier	MSD Qualifier	RPD %	RPD Limits %
TPH (GC/FID) Low Fraction	128	4.16	82.4	95.3	64.3	74.4	25	79.0-122	J6	J6	14.6	30
(S) a,a,a-Trifluorotoluene(FID)					*103*	*104*		*59.0-128*				

Method Blank (MB)

(MB) R4326070-3 01/11/26 11:09

Analyte	MB Result ug/l	MB Qualifier	MB DL ug/l	MB LOD ug/l	MB LOQ ug/l
Benzene	0.500	U	0.320	0.500	1.00
Ethylbenzene	0.500	U	0.234	0.500	1.00
Toluene	0.600	U	0.274	0.600	1.00
Total Xylenes	1.50	U	0.319	1.50	3.00
(S) Toluene-d8	*106*				*89.0-112*
(S) 4-Bromofluorobenzene	*98.7*				*85.0-114*
(S) 1,2-Dichloroethane-d4	*99.2*				*81.0-118*

Laboratory Control Sample (LCS) • Laboratory Control Sample Duplicate (LCSD)

(LCS) R4326070-1 01/11/26 10:08 • (LCSD) R4326070-2 01/11/26 10:28

Analyte	Spike Amount ug/l	LCS Result ug/l	LCSD Result ug/l	LCS Rec. %	LCSD Rec. %	Rec. Limits %	LCS Qualifier	LCSD Qualifier	RPD %	RPD Limits %
Benzene	10.0	8.14	8.40	81.4	84.0	79.0-120			3.14	20
Ethylbenzene	10.0	9.15	9.50	91.5	95.0	79.0-121			3.75	20
Toluene	10.0	8.61	8.58	86.1	85.8	80.0-121			0.349	20
Total Xylenes	30.0	28.1	28.6	93.7	95.3	79.0-121			1.76	20
(S) Toluene-d8				*103*	*103*	*89.0-112*				
(S) 4-Bromofluorobenzene				*101*	*101*	*85.0-114*				
(S) 1,2-Dichloroethane-d4				*102*	*100*	*81.0-118*				

Method Blank (MB)

(MB) R4324264-3 01/11/26 17:14

Analyte	MB Result mg/kg	MB Qualifier	MB DL mg/kg	MB LOD mg/kg	MB LOQ mg/kg
Benzene	0.000900	U	0.000711	0.000900	0.00100
Ethylbenzene	0.00125	U	0.000987	0.00125	0.00250
Toluene	0.00450	U	0.00289	0.00450	0.00500
Xylenes, Total	0.00325	U	0.00280	0.00325	0.00650
(S) Toluene-d8	*100*				*85.0-116*
(S) 4-Bromofluorobenzene	*101*				*79.0-119*
(S) 1,2-Dichloroethane-d4	*96.9*				*71.0-136*

Laboratory Control Sample (LCS) • Laboratory Control Sample Duplicate (LCSD)

(LCS) R4324264-1 01/11/26 15:03 • (LCSD) R4324264-4 01/11/26 17:45

Analyte	Spike Amount mg/kg	LCS Result mg/kg	LCSD Result mg/kg	LCS Rec. %	LCSD Rec. %	Rec. Limits %	LCS Qualifier	LCSD Qualifier	RPD %	RPD Limits %
Benzene	0.250	0.240	0.214	96.0	85.6	77.0-121			11.5	20
Ethylbenzene	0.250	0.237	0.225	94.8	90.0	76.0-122			5.19	20
Toluene	0.250	0.225	0.210	90.0	84.0	77.0-121			6.90	20
Xylenes, Total	0.750	0.725	0.681	96.7	90.8	78.0-124			6.26	20
(S) Toluene-d8				*94.9*	*96.4*	*85.0-116*				
(S) 4-Bromofluorobenzene				*94.2*	*97.6*	*79.0-119*				
(S) 1,2-Dichloroethane-d4				*103*	*101*	*71.0-136*				

Method Blank (MB)

(MB) R4324953-3 01/13/26 22:42

Analyte	MB Result mg/l	MB Qualifier	MB DL mg/l	MB LOD mg/l	MB LOQ mg/l
Benzene	0.0250	U	0.0167	0.0250	0.0500
Carbon tetrachloride	0.0250	U	0.0167	0.0250	0.0500
Chlorobenzene	0.0250	U	0.0167	0.0250	0.0500
Chloroform	0.125	U	0.0833	0.125	0.250
1,2-Dichloroethane	0.0250	U	0.0167	0.0250	0.0500
1,1-Dichloroethene	0.0250	U	0.0167	0.0250	0.0500
2-Butanone (MEK)	0.250	U	0.167	0.250	0.500
Tetrachloroethene	0.0250	U	0.0167	0.0250	0.0500
Trichloroethene	0.0250	U	0.0167	0.0250	0.0500
Vinyl chloride	0.0250	U	0.0167	0.0250	0.0500
(S) Toluene-d8	*98.6*				*89.0-112*
(S) 4-Bromofluorobenzene	*91.7*				*85.0-114*
(S) 1,2-Dichloroethane-d4	*97.4*				*81.0-118*

Laboratory Control Sample (LCS)

(LCS) R4324953-1 01/13/26 20:50

Analyte	Spike Amount mg/l	LCS Result mg/l	LCS Rec. %	Rec. Limits %	LCS Qualifier
Benzene	0.500	0.425	85.0	79.0-120	
Carbon tetrachloride	0.500	0.419	83.8	72.0-136	
Chlorobenzene	0.500	0.455	91.0	82.0-118	
Chloroform	0.500	0.420	84.0	79.0-124	
1,2-Dichloroethane	0.500	0.466	93.2	73.0-128	
1,1-Dichloroethene	0.500	0.358	71.6	71.0-131	
2-Butanone (MEK)	2.50	1.98	79.2	56.0-143	
Tetrachloroethene	0.500	0.489	97.8	74.0-129	
Trichloroethene	0.500	0.450	90.0	79.0-123	
Vinyl chloride	0.500	0.425	85.0	58.0-137	
(S) Toluene-d8			*99.0*	*89.0-112*	
(S) 4-Bromofluorobenzene			*96.4*	*85.0-114*	
(S) 1,2-Dichloroethane-d4			*103*	*81.0-118*	

L1934416-05 Original Sample (OS) • Matrix Spike (MS)

(OS) L1934416-05 01/14/26 00:06 • (MS) R4324953-6 01/14/26 05:40

Analyte	Spike Amount mg/l	Original Result mg/l	MS Result mg/l	MS Rec. %	Dilution	Rec. Limits %	MS Qualifier
Benzene	0.500	ND	0.473	94.6	1	79.0-120	
Carbon tetrachloride	0.500	ND	0.532	106	1	72.0-136	
Chlorobenzene	0.500	ND	0.500	100	1	82.0-118	
Chloroform	0.500	ND	0.489	97.8	1	79.0-124	
1,2-Dichloroethane	0.500	ND	0.504	101	1	73.0-128	
1,1-Dichloroethene	0.500	ND	0.427	85.4	1	71.0-131	
2-Butanone (MEK)	2.50	ND	2.65	106	1	56.0-143	
Tetrachloroethene	0.500	ND	0.554	111	1	74.0-129	
Trichloroethene	0.500	ND	0.524	105	1	79.0-123	
Vinyl chloride	0.500	ND	0.506	101	1	58.0-137	
(S) Toluene-d8				*98.9*		*89.0-112*	
(S) 4-Bromofluorobenzene				*96.4*		*85.0-114*	
(S) 1,2-Dichloroethane-d4				*104*		*81.0-118*	

L1934416-02 Original Sample (OS) • Matrix Spike (MS) • Matrix Spike Duplicate (MSD)

(OS) L1934416-02 01/13/26 23:45 • (MS) R4324953-4 01/14/26 04:58 • (MSD) R4324953-5 01/14/26 05:19

Analyte	Spike Amount mg/l	Original Result mg/l	MS Result mg/l	MSD Result mg/l	MS Rec. %	MSD Rec. %	Dilution	Rec. Limits %	MS Qualifier	MSD Qualifier	RPD %	RPD Limits %
Benzene	0.500	ND	0.506	0.489	101	97.8	1	79.0-120			3.42	20
Carbon tetrachloride	0.500	ND	0.578	0.540	116	108	1	72.0-136			6.80	20
Chlorobenzene	0.500	ND	0.537	0.499	107	99.8	1	82.0-118			7.34	20
Chloroform	0.500	ND	0.523	0.483	105	96.6	1	79.0-124			7.95	20
1,2-Dichloroethane	0.500	ND	0.527	0.498	105	99.6	1	73.0-128			5.66	20
1,1-Dichloroethene	0.500	ND	0.451	0.424	90.2	84.8	1	71.0-131			6.17	20
2-Butanone (MEK)	2.50	ND	2.19	2.14	87.6	85.6	1	56.0-143			2.31	20
Tetrachloroethene	0.500	ND	0.582	0.544	116	109	1	74.0-129			6.75	20
Trichloroethene	0.500	ND	0.547	0.526	109	105	1	79.0-123			3.91	20
Vinyl chloride	0.500	ND	0.559	0.492	112	98.4	1	58.0-137			12.7	20
(S) Toluene-d8					*98.4*	*97.8*		*89.0-112*				
(S) 4-Bromofluorobenzene					*97.4*	*96.7*		*85.0-114*				
(S) 1,2-Dichloroethane-d4					*106*	*108*		*81.0-118*				

Method Blank (MB)

(MB) R4324433-1 01/13/26 21:44

Analyte	MB Result mg/kg	MB Qualifier	MB DL mg/kg	MB LOD mg/kg	MB LOQ mg/kg
TPH (GC/FID) High Fraction	2.00	U	0.769	2.00	4.00
(S) o-Terphenyl	*79.3*				*18.0-148*

Laboratory Control Sample (LCS)

(LCS) R4324433-2 01/13/26 21:57

Analyte	Spike Amount mg/kg	LCS Result mg/kg	LCS Rec. %	Rec. Limits %	LCS Qualifier
TPH (GC/FID) High Fraction	50.0	38.3	76.6	50.0-150	
(S) o-Terphenyl			*100*	*18.0-148*	

L1934416-01 Original Sample (OS) • Matrix Spike (MS) • Matrix Spike Duplicate (MSD)

(OS) L1934416-01 01/13/26 22:24 • (MS) R4324433-3 01/13/26 22:38 • (MSD) R4324433-4 01/13/26 22:52

Analyte	Spike Amount (dry) mg/kg	Original Result (dry) mg/kg	MS Result (dry) mg/kg	MSD Result (dry) mg/kg	MS Rec. %	MSD Rec. %	Dilution	Rec. Limits %	MS Qualifier	MSD Qualifier	RPD %	RPD Limits %
TPH (GC/FID) High Fraction	57.8	1.97	39.8	40.3	68.9	70.5	2	50.0-150			1.19	20
(S) o-Terphenyl					*72.4*	*71.8*		*18.0-148*				

Sample Narrative:

OS: Dilution due to matrix impact during extract concentration procedure.

Method Blank (MB)

(MB) R4325884-1 01/16/26 10:02

Analyte	MB Result ug/l	MB Qualifier	MB DL ug/l	MB LOD ug/l	MB LOQ ug/l
TPH (GC/FID) High Fraction	90.0	U	60.5	90.0	100
(S) o-Terphenyl	*117*				*56.0-125*

Laboratory Control Sample (LCS) • Laboratory Control Sample Duplicate (LCSD)

(LCS) R4325884-2 01/16/26 10:23 • (LCSD) R4325884-3 01/16/26 10:43

Analyte	Spike Amount ug/l	LCS Result ug/l	LCSD Result ug/l	LCS Rec. %	LCSD Rec. %	Rec. Limits %	LCS Qualifier	LCSD Qualifier	RPD %	RPD Limits %
TPH (GC/FID) High Fraction	1500	1340	1420	89.3	94.7	36.0-132			5.80	30
(S) o-Terphenyl				*135*	*137*	*56.0-125*	J1	J1		

QUALITY CONTROL SUMMARY

L1934430-02,04,06

Method Blank (MB)

(MB) R4325759-1 01/16/26 12:30

Analyte	MB Result mg/l	MB Qualifier	MB DL mg/l	MB LOD mg/l	MB LOQ mg/l
2,4,5-TP (Silvex)	0.00100	U	0.000667	0.00100	0.00200
2,4-D	0.00100	U	0.000667	0.00100	0.00200
(S) 2,4-Dichlorophenyl Acetic Acid	*70.8*				*32.0-138*

Laboratory Control Sample (LCS)

(LCS) R4325759-2 01/16/26 12:41

Analyte	Spike Amount mg/l	LCS Result mg/l	LCS Rec. %	Rec. Limits %	LCS Qualifier
2,4,5-TP (Silvex)	0.0250	0.0218	87.2	51.0-134	
2,4-D	0.0250	0.0223	89.2	45.0-152	
(S) 2,4-Dichlorophenyl Acetic Acid			*81.2*	*32.0-138*	

L1934592-01 Original Sample (OS) • Matrix Spike (MS) • Matrix Spike Duplicate (MSD)

(OS) L1934592-01 01/16/26 15:05 • (MS) R4325759-3 01/16/26 15:16 • (MSD) R4325759-4 01/16/26 15:27

Analyte	Spike Amount mg/l	Original Result mg/l	MS Result mg/l	MSD Result mg/l	MS Rec. %	MSD Rec. %	Dilution	Rec. Limits %	MS Qualifier	MSD Qualifier	RPD %	RPD Limits %
2,4,5-TP (Silvex)	0.0250	ND	0.0215	0.0211	86.0	84.4	1	51.0-134			1.88	30
2,4-D	0.0250	ND	0.0254	0.0248	102	99.2	1	45.0-152			2.39	30
(S) 2,4-Dichlorophenyl Acetic Acid					*85.2*	*77.2*		*32.0-138*				

Method Blank (MB)

(MB) R4325956-1 01/16/26 03:12

Analyte	MB Result mg/l	MB Qualifier	MB DL mg/l	MB LOD mg/l	MB LOQ mg/l
Chlordane	0.00250	U	0.00167	0.00250	0.00500
Endrin	0.00250	U	0.00167	0.00250	0.00500
Heptachlor	0.00250	U	0.00133	0.00250	0.00500
Lindane	0.00250	U	0.00167	0.00250	0.00500
Methoxychlor	0.00250	U	0.00167	0.00250	0.00500
Toxaphene	0.00500	U	0.00333	0.00500	0.0100
(S) Decachlorobiphenyl	*114*				*10.0-145*
(S) Tetrachloro-m-xylene	*83.5*				*44.0-124*

Laboratory Control Sample (LCS)

(LCS) R4325956-5 01/16/26 03:21

Analyte	Spike Amount mg/l	LCS Result mg/l	LCS Rec. %	Rec. Limits %	LCS Qualifier
Endrin	0.0100	0.0109	109	60.0-138	
Heptachlor	0.0100	0.0100	100	54.0-130	
Lindane	0.0100	0.0105	105	59.0-134	
Methoxychlor	0.0100	0.0100	100	54.0-145	
(S) Decachlorobiphenyl			*96.7*	*10.0-145*	
(S) Tetrachloro-m-xylene			*79.5*	*44.0-124*	

L1934430-04 Original Sample (OS) • Matrix Spike (MS) • Matrix Spike Duplicate (MSD)

(OS) L1934430-04 01/16/26 04:31 • (MS) R4325956-6 01/16/26 04:14 • (MSD) R4325956-7 01/16/26 04:22

Analyte	Spike Amount mg/l	Original Result mg/l	MS Result mg/l	MSD Result mg/l	MS Rec. %	MSD Rec. %	Dilution	Rec. Limits %	MS Qualifier	MSD Qualifier	RPD %	RPD Limits %
Endrin	0.0100	ND	0.00972	0.00871	97.2	87.1	1	60.0-138			11.0	30
Heptachlor	0.0100	ND	0.00871	0.00753	87.1	75.3	1	54.0-130			14.5	30
Lindane	0.0100	ND	0.0108	0.00964	108	96.4	1	59.0-134			11.4	30
Methoxychlor	0.0100	ND	0.00883	0.00724	88.3	72.4	1	54.0-145			19.8	30
(S) Decachlorobiphenyl					*38.0*	*17.0*		*10.0-145*				
(S) Tetrachloro-m-xylene					*75.4*	*70.3*		*44.0-124*				

Method Blank (MB)

(MB) R4325956-1 01/16/26 03:12

Analyte	MB Result mg/l	MB Qualifier	MB DL mg/l	MB LOD mg/l	MB LOQ mg/l
PCB 1016	0.000250	U	0.000167	0.000250	0.000500
PCB 1221	0.000250	U	0.000167	0.000250	0.000500
PCB 1232	0.000250	U	0.000167	0.000250	0.000500
PCB 1242	0.000250	U	0.000167	0.000250	0.000500
PCB 1248	0.000250	U	0.000167	0.000250	0.000500
PCB 1254	0.000250	U	0.000167	0.000250	0.000500
PCB 1260	0.000250	U	0.000167	0.000250	0.000500
(S) Decachlorobiphenyl	*133*				*10.0-145*
(S) Tetrachloro-m-xylene	*82.6*				*44.0-124*

Laboratory Control Sample (LCS)

(LCS) R4325956-2 01/16/26 03:30

Analyte	Spike Amount mg/l	LCS Result mg/l	LCS Rec. %	Rec. Limits %	LCS Qualifier
PCB 1016	0.0250	0.0241	96.4	46.0-129	
PCB 1260	0.0250	0.0263	105	45.0-134	
(S) Decachlorobiphenyl			*115*	*10.0-145*	
(S) Tetrachloro-m-xylene			*85.5*	*44.0-124*	

L1934430-06 Original Sample (OS) • Matrix Spike (MS) • Matrix Spike Duplicate (MSD)

(OS) L1934430-06 01/16/26 04:40 • (MS) R4325956-3 01/16/26 04:49 • (MSD) R4325956-4 01/16/26 04:58

Analyte	Spike Amount mg/l	Original Result mg/l	MS Result mg/l	MSD Result mg/l	MS Rec. %	MSD Rec. %	Dilution	Rec. Limits %	MS Qualifier	MSD Qualifier	RPD %	RPD Limits %
PCB 1016	0.0250	ND	0.0250	0.0251	100	100	1	46.0-129			0.399	30
PCB 1260	0.0250	ND	0.0236	0.0233	94.4	93.2	1	45.0-134			1.28	30
(S) Decachlorobiphenyl					*97.0*	*111*		*10.0-145*				
(S) Tetrachloro-m-xylene					*92.2*	*79.0*		*44.0-124*				

Method Blank (MB)

(MB) R4325090-2 01/14/26 20:26

Analyte	MB Result mg/l	MB Qualifier	MB DL mg/l	MB LOD mg/l	MB LOQ mg/l
1,4-Dichlorobenzene	0.0500	U	0.000401	0.0500	0.100
2,4-Dinitrotoluene	0.0500	U	0.00165	0.0500	0.100
Hexachlorobenzene	0.0500	U	0.000341	0.0500	0.100
Hexachloro-1,3-butadiene	0.0500	U	0.000329	0.0500	0.100
Hexachloroethane	0.0500	U	0.000365	0.0500	0.100
Nitrobenzene	0.0500	U	0.000367	0.0500	0.100
Pyridine	0.0500	U	0.00137	0.0500	0.100
3&4-Methyl Phenol	0.0500	U	0.0333	0.0500	0.100
2-Methylphenol	0.0500	U	0.00312	0.0500	0.100
Pentachlorophenol	0.0500	U	0.00313	0.0500	0.100
2,4,5-Trichlorophenol	0.0500	U	0.0333	0.0500	0.100
2,4,6-Trichlorophenol	0.0500	U	0.0333	0.0500	0.100
(S) 2-Fluorophenol	*43.0*				*19.0-119*
(S) Phenol-d5	*28.8*				*10.0-120*
(S) Nitrobenzene-d5	*66.0*				*44.0-120*
(S) 2-Fluorobiphenyl	*63.4*				*44.0-119*
(S) 2,4,6-Tribromophenol	*52.5*				*43.0-140*
(S) p-Terphenyl-d14	*78.9*				*50.0-134*

Laboratory Control Sample (LCS)

(LCS) R4325090-1 01/14/26 20:04

Analyte	Spike Amount mg/l	LCS Result mg/l	LCS Rec. %	Rec. Limits %	LCS Qualifier
1,4-Dichlorobenzene	0.500	0.318	63.6	29.0-112	
2,4-Dinitrotoluene	0.500	0.357	71.4	57.0-128	
Hexachlorobenzene	0.500	0.352	70.4	53.0-125	
Hexachloro-1,3-butadiene	0.500	0.229	45.8	22.0-124	
Hexachloroethane	0.500	0.304	60.8	21.0-115	
Nitrobenzene	0.500	0.297	59.4	45.0-121	
Pyridine	0.500	0.0856	17.1	10.0-120	J
3&4-Methyl Phenol	0.500	0.328	65.6	29.0-110	
2-Methylphenol	0.500	0.301	60.2	30.0-117	
Pentachlorophenol	0.500	0.276	55.2	35.0-138	
2,4,5-Trichlorophenol	0.500	0.374	74.8	53.0-123	
2,4,6-Trichlorophenol	0.500	0.373	74.6	50.0-125	
(S) 2-Fluorophenol			*43.9*	*19.0-119*	
(S) Phenol-d5			*33.3*	*10.0-120*	
(S) Nitrobenzene-d5			*63.1*	*44.0-120*	

Laboratory Control Sample (LCS)

(LCS) R4325090-1 01/14/26 20:04

Analyte	Spike Amount mg/l	LCS Result mg/l	LCS Rec. %	Rec. Limits %	LCS Qualifier
(S) 2-Fluorobiphenyl			*67.6*	*44.0-119*	
(S) 2,4,6-Tribromophenol			*69.0*	*43.0-140*	
(S) p-Terphenyl-d14			*70.6*	*50.0-134*	

L1934521-02 Original Sample (OS) • Matrix Spike (MS) • Matrix Spike Duplicate (MSD)

(OS) L1934521-02 01/15/26 02:55 • (MS) R4325090-3 01/15/26 03:17 • (MSD) R4325090-4 01/15/26 03:39

Analyte	Spike Amount mg/l	Original Result mg/l	MS Result mg/l	MSD Result mg/l	MS Rec. %	MSD Rec. %	Dilution	Rec. Limits %	MS Qualifier	MSD Qualifier	RPD %	RPD Limits %
1,4-Dichlorobenzene	0.500	ND	0.295	0.330	59.0	66.0	1	29.0-112			11.2	30
2,4-Dinitrotoluene	0.500	ND	0.348	0.416	69.6	83.2	1	57.0-128			17.8	30
Hexachlorobenzene	0.500	ND	0.333	0.404	66.6	80.8	1	53.0-125			19.3	30
Hexachloro-1,3-butadiene	0.500	ND	0.216	0.228	43.2	45.6	1	22.0-124			5.41	30
Hexachloroethane	0.500	ND	0.278	0.307	55.6	61.4	1	21.0-115			9.91	30
Nitrobenzene	0.500	ND	0.303	0.341	60.6	68.2	1	45.0-121			11.8	30
Pyridine	0.500	ND	ND	0.114	19.3	22.8	1	13.5-58.9			16.5	30
3&4-Methyl Phenol	0.500	ND	0.312	0.359	62.4	71.8	1	29.0-110			14.0	30
2-Methylphenol	0.500	ND	0.283	0.317	56.6	63.4	1	30.0-117			11.3	30
Pentachlorophenol	0.500	ND	0.256	0.316	51.2	63.2	1	35.0-138			21.0	30
2,4,5-Trichlorophenol	0.500	ND	0.360	0.422	72.0	84.4	1	53.0-123			15.9	30
2,4,6-Trichlorophenol	0.500	ND	0.345	0.401	69.0	80.2	1	50.0-125			15.0	30
(S) 2-Fluorophenol					*39.7*	*46.8*		*19.0-119*				
(S) Phenol-d5					*29.2*	*32.9*		*10.0-120*				
(S) Nitrobenzene-d5					*59.3*	*65.5*		*44.0-120*				
(S) 2-Fluorobiphenyl					*61.6*	*71.2*		*44.0-119*				
(S) 2,4,6-Tribromophenol					*56.5*	*68.5*		*43.0-140*				
(S) p-Terphenyl-d14					*67.4*	*79.2*		*50.0-134*				

Guide to Reading and Understanding Your Laboratory Report

The information below is designed to better explain the various terms used in your report of analytical results from the Laboratory. This is not intended as a comprehensive explanation, and if you have additional questions please contact your project representative.

Results Disclaimer - Information that may be provided by the customer, and contained within this report, include Permit Limits, Project Name, Sample ID, Sample Matrix, Sample Preservation, Field Blanks, Field Spikes, Field Duplicates, On-Site Data, Sampling Collection Dates/Times, and Sampling Location. Results relate to the accuracy of this information provided, and as the samples are received.

Abbreviations and Definitions

(dry)	Results are reported based on the dry weight of the sample. [this will only be present on a dry report basis for soils].
DL	Detection Limit.
DL (dry)	Detection Limit.
LOD (dry)	Limit of Detection.
LOD	Limit of Detection.
LOQ	Limit of Quantitation.
ND	Not detected at the Reporting Limit (or DL where applicable).
LOQ (dry)	Limit of Quantitation.
Rec.	Recovery.
RPD	Relative Percent Difference.
SDG	Sample Delivery Group.
(S)	Surrogate (Surrogate Standard) - Analytes added to every blank, sample, Laboratory Control Sample/Duplicate and Matrix Spike/Duplicate; used to evaluate analytical efficiency by measuring recovery. Surrogates are not expected to be detected in all environmental media.
Analyte	The name of the particular compound or analysis performed. Some Analyses and Methods will have multiple analytes reported.
Dilution	If the sample matrix contains an interfering material, the sample preparation volume or weight values differ from the standard, or if concentrations of analytes in the sample are higher than the highest limit of concentration that the laboratory can accurately report, the sample may be diluted for analysis. If a value different than 1 is used in this field, the result reported has already been corrected for this factor.
Limits	These are the target % recovery ranges or % difference value that the laboratory has historically determined as normal for the method and analyte being reported. Successful QC Sample analysis will target all analytes recovered or duplicated within these ranges.
Original Sample	The non-spiked sample in the prep batch used to determine the Relative Percent Difference (RPD) from a quality control sample. The Original Sample may not be included within the reported SDG.
Qualifier	This column provides a letter and/or number designation that corresponds to additional information concerning the result reported. If a Qualifier is present, a definition per Qualifier is provided within the Glossary and Definitions page and potentially a discussion of possible implications of the Qualifier in the Case Narrative if applicable.
Result	The actual analytical final result (corrected for any sample specific characteristics) reported for your sample. If there was no measurable result returned for a specific analyte, the result in this column may state “ND” (Not Detected) or “BDL” (Below Detectable Levels). The information in the results column should always be accompanied by either an MDL (Method Detection Limit) or RDL (Reporting Detection Limit) that defines the lowest value that the laboratory could detect or report for this analyte.
Uncertainty (Radiochemistry)	Confidence level of 2 sigma.
Case Narrative (Cn)	A brief discussion about the included sample results, including a discussion of any non-conformances to protocol observed either at sample receipt by the laboratory from the field or during the analytical process. If present, there will be a section in the Case Narrative to discuss the meaning of any data qualifiers used in the report.
Quality Control Summary (Qc)	This section of the report includes the results of the laboratory quality control analyses required by procedure or analytical methods to assist in evaluating the validity of the results reported for your samples. These analyses are not being performed on your samples typically, but on laboratory generated material.
Sample Chain of Custody (Sc)	This is the document created in the field when your samples were initially collected. This is used to verify the time and date of collection, the person collecting the samples, and the analyses that the laboratory is requested to perform. This chain of custody also documents all persons (excluding commercial shippers) that have had control or possession of the samples from the time of collection until delivery to the laboratory for analysis.
Sample Results (Sr)	This section of your report will provide the results of all testing performed on your samples. These results are provided by sample ID and are separated by the analyses performed on each sample. The header line of each analysis section for each sample will provide the name and method number for the analysis reported.
Sample Summary (Ss)	This section of the Analytical Report defines the specific analyses performed for each sample ID, including the dates and times of preparation and/or analysis.
U (Radiochemistry)	Result + Error < MDA.
J (Radiochemistry)	Result < MDA; Result + Error > MDA.

Qualifier	Description
C3	The reported concentration is an estimate. The continuing calibration standard associated with this data responded low. Method sensitivity check is acceptable.
J	The identification of the analyte is acceptable; the reported value is an estimate.
J1	Surrogate recovery limits have been exceeded; values are outside upper control limits.
J2	Surrogate recovery limits have been exceeded; values are outside lower control limits.
J3	The associated batch QC was outside the established quality control range for precision.

GLOSSARY OF TERMS

Qualifier	Description
J5	The sample matrix interfered with the ability to make any accurate determination; spike value is high.
J6	The sample matrix interfered with the ability to make any accurate determination; spike value is low.
T8	Sample(s) received past/too close to holding time expiration.
U	Below Detectable Limits: Indicates that the analyte was not detected.

Pace Analytical National 12065 Lebanon Rd Mount Juliet, TN 37122

Alabama	40660	Nebraska	NE-OS-15-05
Alaska	17-026	Nevada	TN000032021-1
Arizona	AZ0612	New Hampshire	2975
Arkansas	88-0469	New Jersey–NELAP	TN002
California	2932	New Mexico [1]	TN00003
Colorado	TN00003	New York	11742
Connecticut	PH-0197	North Carolina	Env375
Florida	E87487	North Carolina [1]	DW21704
Georgia	NELAP	North Carolina [3]	41
Georgia [1]	923	North Dakota	R-140
Idaho	TN00003	Ohio–VAP	CL0069
Illinois	200008	Oklahoma	9915
Indiana	C-TN-01	Oregon	TN200002
Iowa	364	Pennsylvania	68-02979
Kansas	E-10277	Rhode Island	LAO000356
Kentucky [1 6]	KY90010	South Carolina	84004002
Kentucky [2]	16	South Dakota	n/a
Louisiana	AI30792	Tennessee [1 4]	2006
Louisiana	LA018	Texas	T104704245-20-18
Maine	TN00003	Texas [5]	LAB0152
Maryland	324	Utah	TN000032021-11
Massachusetts	M-TN003	Vermont	VT2006
Michigan	9958	Virginia	110033
Minnesota	047-999-395	Washington	C847
Mississippi	TN00003	West Virginia	233
Missouri	340	Wisconsin	998093910
Montana	CERT0086	Wyoming	A2LA
A2LA – ISO 17025	1461.01	AIHA-LAP,LLC EMLAP	100789
A2LA – ISO 17025 [5]	1461.02	DOD	1461.01
Canada	1461.01	USDA	P330-15-00234
EPA–Crypto	TN00003		

[1] Drinking Water [2] Underground Storage Tanks [3] Aquatic Toxicity [4] Chemical/Microbiological [5] Mold [6] Wastewater n/a Accreditation not applicable

* Not all certifications held by the laboratory are applicable to the results reported in the attached report.

* Accreditation is only applicable to the test methods specified on each scope of accreditation held by Pace Analytical.

Company Name/Address:
Terracon - Wilmington, NC
2108 Capital Drive
Suite 103
Wilmington, NC 28405

Billing Information:
Accounts Payable
2108 Capital Drive
Suite 103
Wilmington, NC 28405

Pres Chk

Report to: **Danielle Foster**

Email To: **danielle.foster@terracon.com;nick.lin**

Project Description: MCAS Cherry Point

City/State Collected: Havelock, NC

Please Circle: PT MT CT (ET)

Phone: **910-229-8597**

Client Project # K625P194

Lab Project # **TERRACWNC-CHERRY POI**

Collected by (print): Baylee Kurtz

Site/Facility ID # MCAS CP

P.O. #

Collected by (signature): Baylee Kurtz

Rush? (Lab MUST Be Notified)
___ Same Day ___ Five Day
___ Next Day ___ 5 Day (Rad Only)
___ Two Day X 10 Day (Rad Only)
___ Three Day

Quote #

Immediately Packed on Ice N ___ Y X

Date Results Needed: Standard

Analysis / Container / Preservative

Sample ID	Comp/Grab	Matrix*	Depth	Date	Time	No. of Cntrs	DOD 6010 TAL Metals	DOD RCI	DOD8270TCL	DODDRO	DODPaint Filter	DODGRO	DODV8260BTEX	DODV8260TCL	DOD PFAS 1633	DOD Full TCLP+TCLP PCB	Remarks	Sample # (lab only)
CP-P292-S2-IDW-Solid	G	IDW	—	1-8-26	1400	5		X		X	X	X	X		X	X		01/01
CP-P292-S2-IDW-Liquid-02	G	IDW	—	1-8-26	1500	15		X		X	X	X	X		X	X		02/01
CP-P292-S2-IDW-Liquid-01	G	IDW	—	1-8-26	1400	15		X		X	X	X	X		X	X		03/01
						AB 01/10/2026												

Chain of Custody Page 1 of 1

Pace
PEOPLE ADVANCING SCIENCE

12065 Lebanon Rd Mount Juliet, TN 37122
Phone: 615-758-5858 Alt: 800-767-5859

Submitting a sample via this chain of custody constitutes acknowledgment and acceptance of the Pace Terms and Conditions found at: https://info.pacelabs.com/hubfs/pas-standard-terms.pdf

SDG # L934420

C121

Acctnum: **TERRACWNC**
Template: **T286010**
Prelogin: **P1197574**
PM: **Heather Wagner**
PB:

Shipped Via:

* Matrix:
SS - Soil **AIR** - Air **F** - Filter
GW - Groundwater **B** - Bioassay
WW - WasteWater
DW - Drinking Water
OT - Other_____

Remarks:

pH _____ Temp _____
Flow _____ Other _____
PH – 10BDH07251
TRC – 5090A93

Samples returned via:
__ UPS __ FedEx __ Courier __ _____

Tracking # 792091888840

Sample Receipt Checklist
COC Seal Present/Intact: __NP X Y __N
COC Signed/Accurate: __Y __N
Bottles arrive intact: X Y __N
Correct bottles used: __Y __N
Sufficient volume sent: __Y __N
If Applicable
VOA Zero Headspace: __Y __N
Preservation Correct/Checked: __Y __N
RAD Screen <0.5 mR/hr: X Y __N

Relinquished by : (Signature)	Date:	Time:	Received by: (Signature)	Trip Blank Received: Yes / No HCL / MeoH TBR	
				1	
Relinquished by : (Signature)	Date:	Time:	Received by: (Signature)	Temp: °C Bottles Received: TR#94.5+0=4.5 35	If preservation required by Login: Date/Time
Relinquished by : (Signature)	Date:	Time:	Received for lab by: (Signature)	Date: 01/10/2026 Time: 0900	Hold: / Condition: NCF / OK

Supporting Information

Contents:

General Notes:
- SPT General Notes
- Unified Soil Classification System
- CPT General Notes

NRCS Soil Series Report – Site 1
NRCS Soil Series Report – Site 2
Private Utility Location Documentation

General Notes

Terracon
2108 Capital Dr, Ste 103
Wilmington, NC

General Notes

Sampling	Water Level	Field Tests
Composite Hand Auger Sample Bulk CBR Sample Hand Auger Bag Sample GeoProbe Macro Core Shelby Tube Split Spoon	Water Level While Drilling Delayed Water Level 1 Delayed Water Level 2 Cave In Encountered Water levels indicated on the soil boring logs are the levels measured in the borehole at the times indicated. Groundwater level variations will occur over time. In low permeability soils, accurate determination of groundwater levels is not possible with short term water level observations.	N — Standard Penetration Test Resistance (Blows/Ft.) (HP) — Hand Penetrometer (T) — Torvane (DCP) — Dynamic Cone Penetrometer UC — Unconfined Compressive Strength (PID) — Photo-Ionization Detector (OVA) — Organic Vapor Analyzer

Descriptive Soil Classification

Soil classification as noted on the soil boring logs is based Unified Soil Classification System. Where sufficient laboratory data exist to classify the soils consistent with ASTM D2487 "Classification of Soils for Engineering Purposes" this procedure is used. ASTM D2488 "Description and Identification of Soils (Visual-Manual Procedure)" is also used to classify the soils, particularly where insufficient laboratory data exist to classify the soils in accordance with ASTM D2487. In addition to USCS classification, coarse grained soils are classified on the basis of their in-place relative density, and fine-grained soils are classified on the basis of their consistency. See "Strength Terms" table below for details. The ASTM standards noted above are for reference to methodology in general. In some cases, variations to methods are applied as a result of local practice or professional judgment.

Location And Elevation Notes

Exploration point locations as shown on the Exploration Plan and as noted on the soil boring logs in the form of Latitude and Longitude are approximate. See Exploration and Testing Procedures in the report for the methods used to locate the exploration points for this project. Surface elevation data annotated with +/- indicates that no actual topographical survey was conducted to confirm the surface elevation. Instead, the surface elevation was approximately determined from topographic maps of the area.

Strength Terms

Relative Density of Coarse-Grained Soils (More than 50% retained on No. 200 sieve.) Density determined by Standard Penetration Resistance		Consistency of Fine-Grained Soils (50% or more passing the No. 200 sieve.) Consistency determined by laboratory shear strength testing, field visual-manual procedures or standard penetration resistance		
Relative Density	**Standard Penetration or N-Value (Blows/Ft.)**	**Consistency**	**Unconfined Compressive Strength Qu (tsf)**	**Standard Penetration or N-Value (Blows/Ft.)**
Very Loose	0 - 3	Very Soft	less than 0.25	0 - 1
Loose	4 - 9	Soft	0.25 to 0.50	2 - 4
Medium Dense	10 - 29	Medium Stiff	0.50 to 1.00	5 - 8
Dense	30 - 50	Stiff	1.00 to 2.00	9 - 15
Very Dense	> 50	Very Stiff	2.00 to 4.00	16 - 30
		Hard	> 4.00	> 30

Relevance of Exploration and Laboratory Test Results

Exploration/field results and/or laboratory test data contained within this document are intended for application to the project as described in this document. Use of such exploration/field results and/or laboratory test data should not be used independently of this document.

Unified Soil Classification System

Criteria for Assigning Group Symbols and Group Names Using Laboratory Tests [A]				Soil Classification	
				Group Symbol	Group Name [B]
Coarse-Grained Soils: More than 50% retained on No. 200 sieve	**Gravels:** More than 50% of coarse fraction retained on No. 4 sieve	**Clean Gravels:** Less than 5% fines [C]	Cu≥4 and 1≤Cc≤3 [E]	GW	Well-graded gravel [F]
			Cu<4 and/or [Cc<1 or Cc>3.0] [E]	GP	Poorly graded gravel [F]
		Gravels with Fines: More than 12% fines [C]	Fines classify as ML or MH	GM	Silty gravel [F, G, H]
			Fines classify as CL or CH	GC	Clayey gravel [F, G, H]
	Sands: 50% or more of coarse fraction passes No. 4 sieve	**Clean Sands:** Less than 5% fines [D]	Cu≥6 and 1≤Cc≤3 [E]	SW	Well-graded sand [I]
			Cu<6 and/or [Cc<1 or Cc>3.0] [E]	SP	Poorly graded sand [I]
		Sands with Fines: More than 12% fines [D]	Fines classify as ML or MH	SM	Silty sand [G, H, I]
			Fines classify as CL or CH	SC	Clayey sand [G, H, I]
Fine-Grained Soils: 50% or more passes the No. 200 sieve	**Silts and Clays:** Liquid limit less than 50	**Inorganic:**	PI > 7 and plots above "A" line [J]	CL	Lean clay [K, L, M]
			PI < 4 or plots below "A" line [J]	ML	Silt [K, L, M]
		Organic:	$(LL\ oven\ dried)/(LL\ not\ dried) < 0.75$	OL	Organic clay [K, L, M, N]
					Organic silt [K, L, M, O]
	Silts and Clays: Liquid limit 50 or more	**Inorganic:**	PI plots on or above "A" line	CH	Fat clay [K, L, M]
			PI plots below "A" line	MH	Elastic silt [K, L, M]
		Organic:	<	OH	Organic clay [K, L, M, P]
					Organic silt [K, L, M, Q]
Highly organic soils:	Primarily organic matter, dark in color, and organic odor			PT	Peat

[A] Based on the material passing the 3-inch (75-mm) sieve.
[B] If field sample contained cobbles or boulders, or both, add "with cobbles or boulders, or both" to group name.
[C] Gravels with 5 to 12% fines require dual symbols: GW-GM well-graded gravel with silt, GW-GC well-graded gravel with clay, GP-GM poorly graded gravel with silt, GP-GC poorly graded gravel with clay.
[D] Sands with 5 to 12% fines require dual symbols: SW-SM well-graded sand with silt, SW-SC well-graded sand with clay, SP-SM poorly graded sand with silt, SP-SC poorly graded sand with clay.
[E] $Cu = D_{60}/D_{10}$ $\quad Cc = \frac{(D_{30})^2}{D_{10} \times D_{60}}$
[F] If soil contains ≥ 15% sand, add "with sand" to group name.
[G] If fines classify as CL-ML, use dual symbol GC-GM, or SC-SM.
[H] If fines are organic, add "with organic fines" to group name.
[I] If soil contains ≥ 15% gravel, add "with gravel" to group name.
[J] If Atterberg limits plot in shaded area, soil is a CL-ML, silty clay.
[K] If soil contains 15 to 29% plus No. 200, add "with sand" or "with gravel," whichever is predominant.
[L] If soil contains ≥ 30% plus No. 200 predominantly sand, add "sandy" to group name.
[M] If soil contains ≥ 30% plus No. 200, predominantly gravel, add "gravelly" to group name.
[N] PI ≥ 4 and plots on or above "A" line.
[O] PI < 4 or plots below "A" line.
[P] PI plots on or above "A" line.
[Q] PI plots below "A" line.

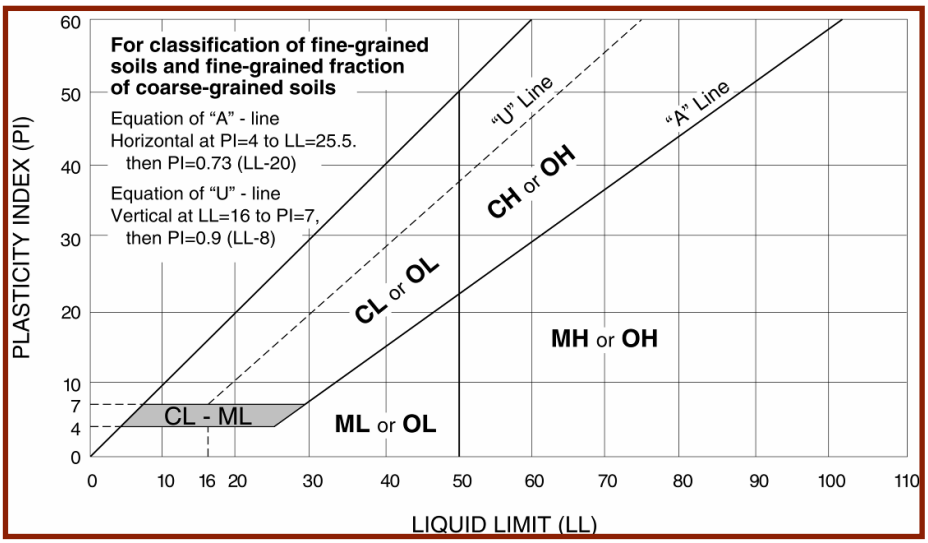

CPT GENERAL NOTES

DESCRIPTION OF MEASUREMENTS AND CALIBRATIONS

To be reported per ASTM D5778:

Uncorrected Tip Resistance, q_c
Measured force acting on the cone divided by the cone's projected area

Corrected Tip Resistance, q_t
Cone resistance corrected for porewater and net area ratio effects
$q_t = q_c + u_2(1 - a)$

Where a is the net area ratio, a lab calibration of the cone typically between 0.70 and 0.85

Pore Pressure, u
Pore pressure measured during penetration
u_1 - sensor on the face of the cone
u_2 - sensor on the shoulder (more common)

Sleeve Friction, f_s
Frictional force acting on the sleeve divided by its surface area

Normalized Friction Ratio, F_r
The ratio as a percentage of f_s to q_t, accounting for overburden pressure

To be reported per ASTM D7400, if collected:

Shear Wave Velocity, V_s
Measured in a Seismic CPT and provides direct measure of soil stiffness

DESCRIPTION OF GEOTECHNICAL CORRELATIONS

Normalized Tip Resistance, Q_{tn}
$Q_{tn} = ((q_t - \sigma_{v0})/P_a)(P_a/\sigma'_{v0})^n$
$n = 0.381(I_c) + 0.05(\sigma'_{v0}/P_a) - 0.15$

Over Consolidation Ratio, OCR
$OCR\ (1) = 0.25(Q_{tn})^{1.25}$
$OCR\ (2) = 0.33(Q_{tn})$

Undrained Shear Strength, S_u
$S_u = Q_{tn} \times \sigma'_{v0}/N_{kt}$
N_{kt} is a soil-specific factor (shown on S_u plot)

Sensitivity, S_t
$S_t = (q_t - \sigma_{v0}/N_{kt}) \times (1/f_s)$

Effective Friction Angle, ϕ'
$\phi'\ (1) = \tan^{-1}(0.373[\log(q_c/\sigma'_{v0}) + 0.29])$
$\phi'\ (2) = 17.6 + 11[\log(Q_{tn})]$

Unit Weight, γ
$\gamma = (0.27[\log(F_r)]+0.36[\log(q_t/atm)]+1.236) \times \gamma_{water}$
σ_{v0} is taken as the incremental sum of the unit weights

Small Strain Shear Modulus, G_0
$G_0\ (1) = \rho V_s^2$
$G_0\ (2) = 0.015 \times 10^{(0.55Ic + 1.68)}(q_t - \sigma_{v0})$

Soil Behavior Type Index, I_c
$I_c = [(3.47 - \log(Q_{tn}))^2 + (\log(F_r) + 1.22)^2]^{0.5}$

SPT N_{60}
$N_{60} = (q_t/atm) / 10^{(1.1268 - 0.2817Ic)}$

Elastic Modulus, E_s (assumes $q/q_{ultimate} \sim 0.3$, i.e. FS = 3)
$E_s\ (1) = 2.6\psi G_0$ where $\psi = 0.56 - 0.33\log Q_{tn,clean\ sand}$
$E_s\ (2) = G_0$
$E_s\ (3) = 0.015 \times 10^{(0.55Ic + 1.68)}(q_t - \sigma_{v0})$ for Ic<2.2
$E_s\ (4) = 2.5q_t$

Constrained Modulus, M
$M = \alpha_M(q_t - \sigma_{v0})$
For $I_c > 2.2$ (fine-grained soils)
$\alpha_M = Q_{tn}$ with maximum of 14
For $I_c < 2.2$ (coarse-grained soils)
$\alpha_M = 0.0188 \times 10^{(0.55Ic + 1.68)}$

Hydraulic Conductivity, k
For $1.0 < I_c < 3.27$ $k = 10^{(0.952 - 3.04Ic)}$
For $3.27 < I_c < 4.0$ $k = 10^{(-4.52 - 1.37Ic)}$

Relative Density, D_r
$D_r = (Q_{tn} / 350)^{0.5} \times 100$

REPORTED PARAMETERS

CPT logs as provided, at a minimum, report the data as required by ASTM D5778 and ASTM D7400 (if applicable). This minimum data include q_t, f_s, and u. Other correlated parameters may also be provided. These other correlated parameters are interpretations of the measured data based upon published and reliable references, but they do not necessarily represent the actual values that would be derived from direct testing to determine the various parameters. To this end, more than one correlation to a given parameter may be provided. The following chart illustrates estimates of reliability associated with correlated parameters based upon the literature referenced below.

RELATIVE RELIABILITY OF CPT CORRELATIONS

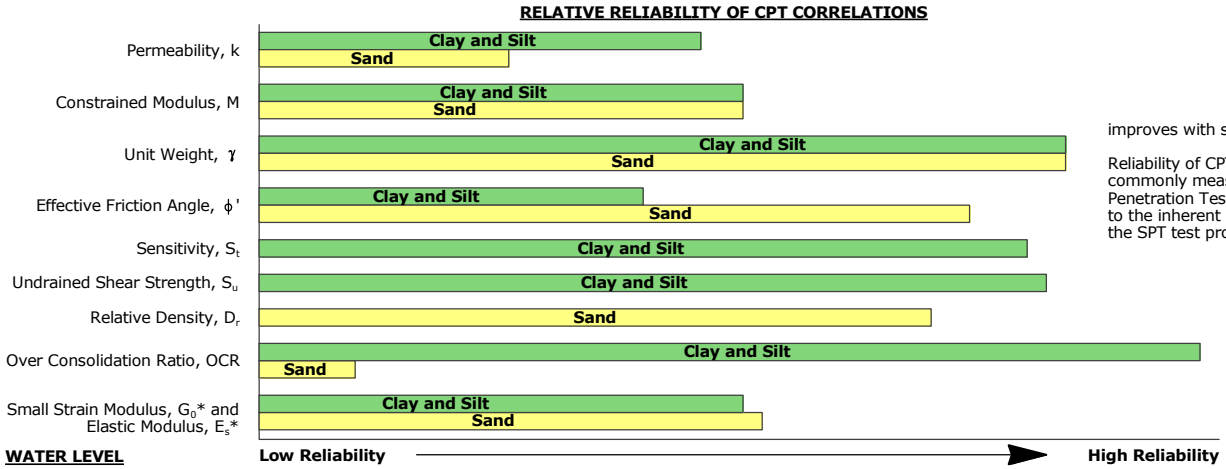

improves with seismic V_s measurements

Reliability of CPT-predicted N_{60} values as commonly measured by the Standard Penetration Test (SPT) is not provided due to the inherent inaccuracy associated with the SPT test procedure.

WATER LEVEL

The groundwater level at the CPT location is used to normalize the measurements for vertical overburden pressures and as a result influences the normalized soil behavior type classification and correlated soil parameters. The water level may either be "measured" or "estimated:"

Measured - Depth to water directly measured in the field

Estimated - Depth to water interpolated by the practitioner using pore pressure measurements in coarse grained soils and known site conditions

While groundwater levels displayed as "measured" more accurately represent site conditions at the time of testing than those "estimated," in either case the groundwater should be further defined prior to construction as groundwater level variations will occur over time.

CONE PENETRATION SOIL BEHAVIOR TYPE

The estimated stratigraphic profiles included in the CPT logs are based on relationships between corrected tip resistance (q_t), friction resistance (f_s), and porewater pressure (u_2). The normalized friction ratio (F_r) is used to classify the soil behavior type.

Typically, silts and clays have high F_r values and generate large excess penetration porewater pressures; sands have lower F_r's and do not generate excess penetration porewater pressures. The adjacent graph (Robertson *et al.*) presents the soil behavior type correlation used for the logs. This normalized SBT chart, generally considered the most reliable, does not use pore pressure to determine SBT due to its lack of repeatability in onshore CPTs.

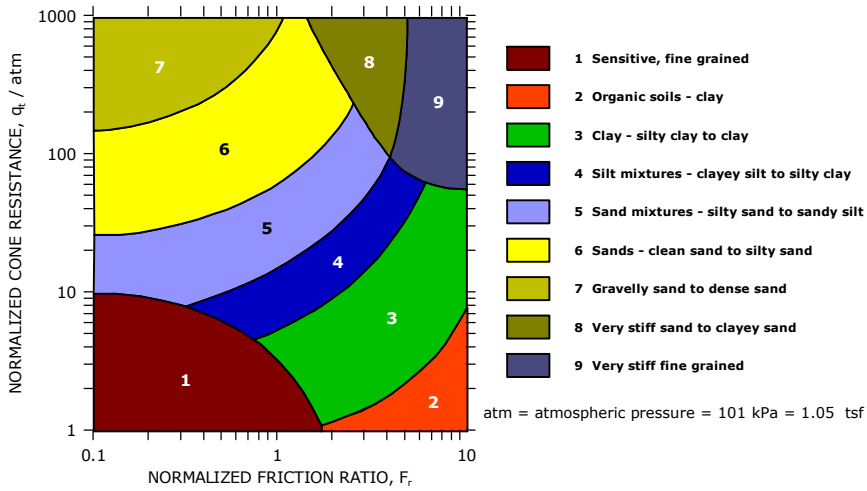

atm = atmospheric pressure = 101 kPa = 1.05 tsf

REFERENCES

Kulhawy, F.H., Mayne, P.W., (1997). "Manual on Estimating Soil Properties for Foundation Design," Electric Power Research Institute, Palo Alto, CA.

Mayne, P.W., (2013). "Geotechnical Site Exploration in the Year 2013," Georgia Institue of Technology, Atlanta, GA.

Robertson, P.K., Cabal, K.L. (2012). "Guide to Cone Penetration Testing for Geotechnical Engineering," Signal Hill, CA.

Schmertmann, J.H., (1970). "Static Cone to Compute Static Settlement over Sand,"*Journal of the Soil Mechanics and Foundations Division*,96(SM3), 1011-1043.

NRCS Soil Series Report – Site 1

United States Department of Agriculture

NRCS

Natural Resources Conservation Service

A product of the National Cooperative Soil Survey, a joint effort of the United States Department of Agriculture and other Federal agencies, State agencies including the Agricultural Experiment Stations, and local participants

Custom Soil Resource Report for

Craven County, North Carolina

MCAS Cherry Point - P-292 Site 1

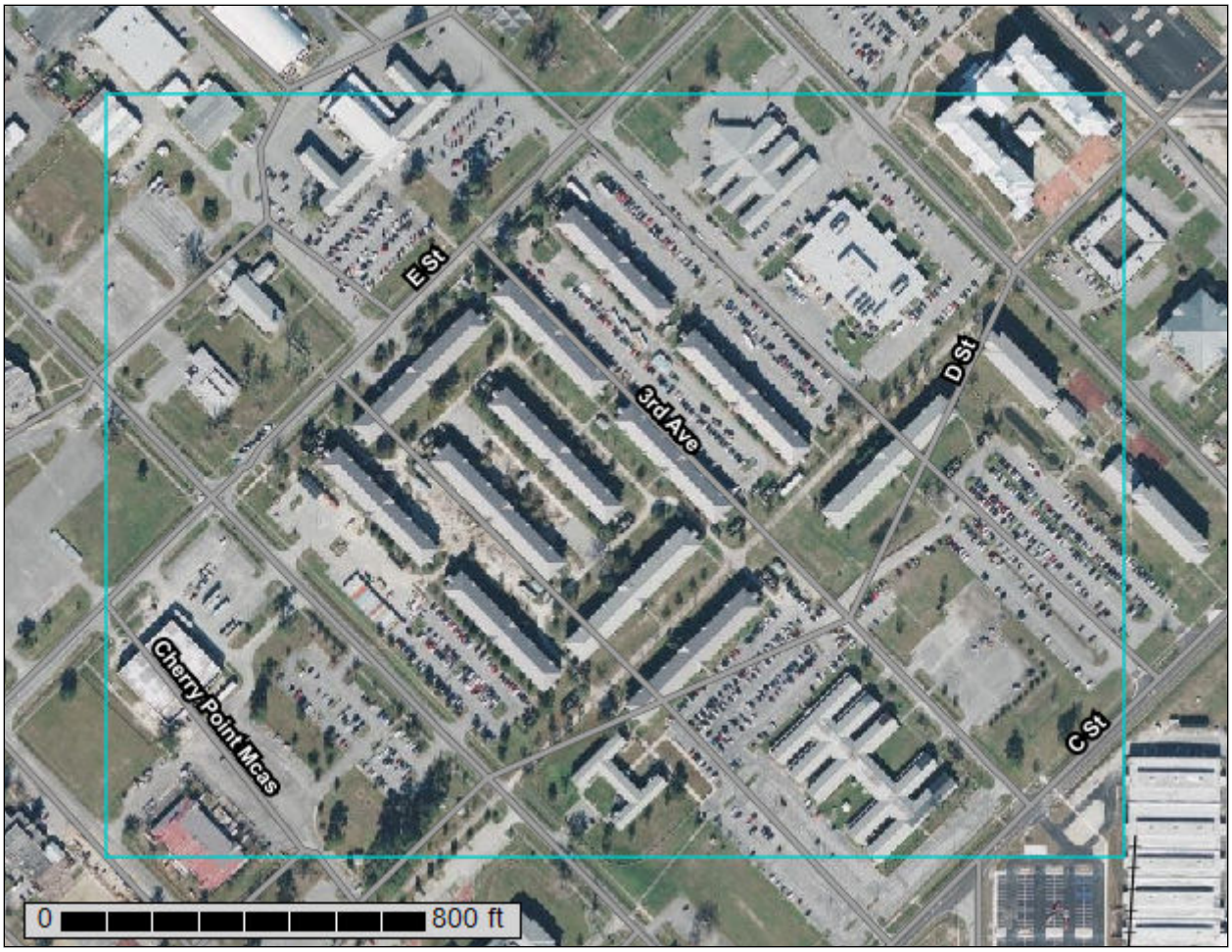

February 17, 2026

Custom Soil Resource Report
Soil Map

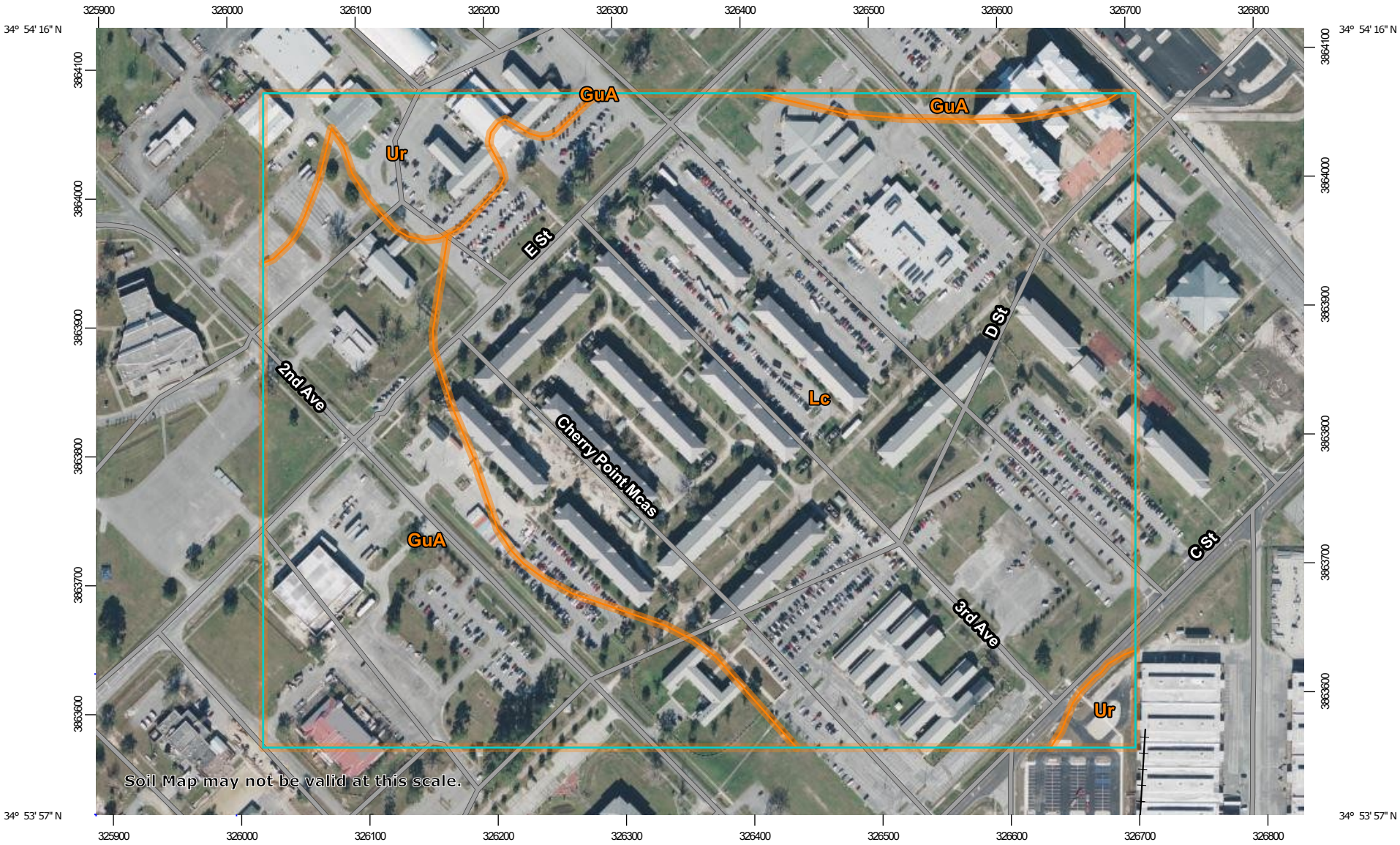

Map Scale: 1:4,310 if printed on A landscape (11" x 8.5") sheet.

N

Meters: 0 50 100 200 300

Feet: 0 200 400 800 1200

Map projection: Web Mercator Corner coordinates: WGS84 Edge tics: UTM Zone 18N WGS84

MAP LEGEND

Area of Interest (AOI)

- Area of Interest (AOI)

Soils

- Soil Map Unit Polygons
- Soil Map Unit Lines
- Soil Map Unit Points

Special Point Features

- Blowout
- Borrow Pit
- Clay Spot
- Closed Depression
- Gravel Pit
- Gravelly Spot
- Landfill
- Lava Flow
- Marsh or swamp
- Mine or Quarry
- Miscellaneous Water
- Perennial Water
- Rock Outcrop
- Saline Spot
- Sandy Spot
- Severely Eroded Spot
- Sinkhole
- Slide or Slip
- Sodic Spot
- Spoil Area
- Stony Spot
- Very Stony Spot
- Wet Spot
- Other
- Special Line Features

Water Features

- Streams and Canals

Transportation

- Rails
- Interstate Highways
- US Routes
- Major Roads
- Local Roads

Background

- Aerial Photography

MAP INFORMATION

The soil surveys that comprise your AOI were mapped at 1:24,000.

Warning: Soil Map may not be valid at this scale.

Enlargement of maps beyond the scale of mapping can cause misunderstanding of the detail of mapping and accuracy of soil line placement. The maps do not show the small areas of contrasting soils that could have been shown at a more detailed scale.

Please rely on the bar scale on each map sheet for map measurements.

Source of Map: Natural Resources Conservation Service
Web Soil Survey URL:
Coordinate System: Web Mercator (EPSG:3857)

Maps from the Web Soil Survey are based on the Web Mercator projection, which preserves direction and shape but distorts distance and area. A projection that preserves area, such as the Albers equal-area conic projection, should be used if more accurate calculations of distance or area are required.

This product is generated from the USDA-NRCS certified data as of the version date(s) listed below.

Soil Survey Area: Craven County, North Carolina
Survey Area Data: Version 29, Sep 2, 2025

Soil map units are labeled (as space allows) for map scales 1:50,000 or larger.

Date(s) aerial images were photographed: Nov 20, 2020—Nov 29, 2020

The orthophoto or other base map on which the soil lines were compiled and digitized probably differs from the background imagery displayed on these maps. As a result, some minor shifting of map unit boundaries may be evident.

Map Unit Legend

Map Unit Symbol	Map Unit Name	Acres in AOI	Percent of AOI
GuA	Goldsboro-Urban land complex, 0 to 2 percent slopes	23.1	27.0%
Lc	Lynchburg-Urban land complex	57.1	66.7%
Ur	Urban land	5.4	6.3%
Totals for Area of Interest		**85.6**	**100.0%**

Map Unit Descriptions

The map units delineated on the detailed soil maps in a soil survey represent the soils or miscellaneous areas in the survey area. The map unit descriptions, along with the maps, can be used to determine the composition and properties of a unit.

A map unit delineation on a soil map represents an area dominated by one or more major kinds of soil or miscellaneous areas. A map unit is identified and named according to the taxonomic classification of the dominant soils. Within a taxonomic class there are precisely defined limits for the properties of the soils. On the landscape, however, the soils are natural phenomena, and they have the characteristic variability of all natural phenomena. Thus, the range of some observed properties may extend beyond the limits defined for a taxonomic class. Areas of soils of a single taxonomic class rarely, if ever, can be mapped without including areas of other taxonomic classes. Consequently, every map unit is made up of the soils or miscellaneous areas for which it is named and some minor components that belong to taxonomic classes other than those of the major soils.

Most minor soils have properties similar to those of the dominant soil or soils in the map unit, and thus they do not affect use and management. These are called noncontrasting, or similar, components. They may or may not be mentioned in a particular map unit description. Other minor components, however, have properties and behavioral characteristics divergent enough to affect use or to require different management. These are called contrasting, or dissimilar, components. They generally are in small areas and could not be mapped separately because of the scale used. Some small areas of strongly contrasting soils or miscellaneous areas are identified by a special symbol on the maps. If included in the database for a given area, the contrasting minor components are identified in the map unit descriptions along with some characteristics of each. A few areas of minor components may not have been observed, and consequently they are not mentioned in the descriptions, especially where the pattern was so complex that it was impractical to make enough observations to identify all the soils and miscellaneous areas on the landscape.

The presence of minor components in a map unit in no way diminishes the usefulness or accuracy of the data. The objective of mapping is not to delineate pure taxonomic classes but rather to separate the landscape into landforms or landform segments that have similar use and management requirements. The delineation of such segments on the map provides sufficient information for the

development of resource plans. If intensive use of small areas is planned, however, onsite investigation is needed to define and locate the soils and miscellaneous areas.

An identifying symbol precedes the map unit name in the map unit descriptions. Each description includes general facts about the unit and gives important soil properties and qualities.

Soils that have profiles that are almost alike make up a *soil series*. Except for differences in texture of the surface layer, all the soils of a series have major horizons that are similar in composition, thickness, and arrangement.

Soils of one series can differ in texture of the surface layer, slope, stoniness, salinity, degree of erosion, and other characteristics that affect their use. On the basis of such differences, a soil series is divided into *soil phases*. Most of the areas shown on the detailed soil maps are phases of soil series. The name of a soil phase commonly indicates a feature that affects use or management. For example, Alpha silt loam, 0 to 2 percent slopes, is a phase of the Alpha series.

Some map units are made up of two or more major soils or miscellaneous areas. These map units are complexes, associations, or undifferentiated groups.

A *complex* consists of two or more soils or miscellaneous areas in such an intricate pattern or in such small areas that they cannot be shown separately on the maps. The pattern and proportion of the soils or miscellaneous areas are somewhat similar in all areas. Alpha-Beta complex, 0 to 6 percent slopes, is an example.

An *association* is made up of two or more geographically associated soils or miscellaneous areas that are shown as one unit on the maps. Because of present or anticipated uses of the map units in the survey area, it was not considered practical or necessary to map the soils or miscellaneous areas separately. The pattern and relative proportion of the soils or miscellaneous areas are somewhat similar. Alpha-Beta association, 0 to 2 percent slopes, is an example.

An *undifferentiated group* is made up of two or more soils or miscellaneous areas that could be mapped individually but are mapped as one unit because similar interpretations can be made for use and management. The pattern and proportion of the soils or miscellaneous areas in a mapped area are not uniform. An area can be made up of only one of the major soils or miscellaneous areas, or it can be made up of all of them. Alpha and Beta soils, 0 to 2 percent slopes, is an example.

Some surveys include *miscellaneous areas*. Such areas have little or no soil material and support little or no vegetation. Rock outcrop is an example.

Craven County, North Carolina

GuA—Goldsboro-Urban land complex, 0 to 2 percent slopes

Map Unit Setting

National map unit symbol: 3wfv
Landscape: Coastal plains
Elevation: 20 to 160 feet
Mean annual precipitation: 40 to 55 inches
Mean annual air temperature: 59 to 70 degrees F
Frost-free period: 200 to 280 days
Farmland classification: Not prime farmland

Map Unit Composition

Goldsboro and similar soils: 50 percent
Urban land: 30 percent
Estimates are based on observations, descriptions, and transects of the mapunit.

Description of Goldsboro

Setting

Landscape: Coastal plains
Landform: Broad interstream divides on marine terraces, Flats on marine terraces
Landform position (two-dimensional): Summit
Down-slope shape: Linear
Across-slope shape: Linear
Parent material: Loamy marine deposits

Typical profile

Ap - 0 to 10 inches: loamy fine sand
BE - 10 to 13 inches: fine sandy loam
Bt - 13 to 72 inches: sandy clay loam
Cg - 72 to 80 inches: clay loam

Properties and qualities

Slope: 0 to 2 percent
Depth to restrictive feature: More than 80 inches
Drainage class: Moderately well drained
Runoff class: Low
Capacity of the most limiting layer to transmit water (Ksat): Moderately high to high (0.57 to 1.98 in/hr)
Depth to water table: About 24 to 36 inches
Frequency of flooding: None
Frequency of ponding: None
Available water supply, 0 to 60 inches: Moderate (about 7.7 inches)

Interpretive groups

Land capability classification (irrigated): None specified
Land capability classification (nonirrigated): 2w
Hydrologic Soil Group: B
Ecological site: F153AY040NC - Moist Loamy Rises and Flats
Hydric soil rating: No

Description of Urban Land

Setting

Anthropogenic Feature: Urban land

Interpretive groups

Land capability classification (irrigated): None specified
Land capability classification (nonirrigated): 8
Hydric soil rating: No

Lc—Lynchburg-Urban land complex

Map Unit Setting

National map unit symbol: 3wg2
Landscape: Coastal plains
Elevation: 20 to 330 feet
Mean annual precipitation: 38 to 55 inches
Mean annual air temperature: 59 to 70 degrees F
Frost-free period: 200 to 280 days
Farmland classification: Not prime farmland

Map Unit Composition

Lynchburg and similar soils: 50 percent
Urban land: 35 percent
Minor components: 5 percent
Estimates are based on observations, descriptions, and transects of the mapunit.

Description of Lynchburg

Setting

Landscape: Coastal plains
Landform: Flats on marine terraces, Broad interstream divides on marine terraces
Landform position (two-dimensional): Summit
Down-slope shape: Concave
Across-slope shape: Linear
Parent material: Loamy marine deposits

Typical profile

Ap - 0 to 9 inches: fine sandy loam
E - 9 to 14 inches: sandy loam
Btg - 14 to 65 inches: sandy clay loam
Cg - 65 to 80 inches: clay

Properties and qualities

Slope: 0 to 2 percent
Depth to restrictive feature: More than 80 inches
Drainage class: Somewhat poorly drained
Runoff class: Very high
Capacity of the most limiting layer to transmit water (Ksat): Moderately high to high (0.20 to 1.98 in/hr)

Depth to water table: About 6 to 18 inches
Frequency of flooding: None
Frequency of ponding: None
Available water supply, 0 to 60 inches: Moderate (about 7.4 inches)

Interpretive groups
Land capability classification (irrigated): None specified
Land capability classification (nonirrigated): 2w
Hydrologic Soil Group: A/D
Ecological site: F153AY040NC - Moist Loamy Rises and Flats
Hydric soil rating: No

Description of Urban Land

Setting
Anthropogenic Feature: Urban land

Interpretive groups
Land capability classification (irrigated): None specified
Land capability classification (nonirrigated): 8
Hydric soil rating: No

Minor Components

Rains, undrained
Percent of map unit: 5 percent
Landscape: Coastal plains
Landform: Carolina bays on marine terraces, Flats on marine terraces, Broad interstream divides on marine terraces
Landform position (two-dimensional): Summit
Down-slope shape: Linear
Across-slope shape: Linear
Ecological site: F153AY060NC - Wet Loamy Flats and Depressions
Hydric soil rating: Yes

Ur—Urban land

Map Unit Composition
Urban land: 90 percent
Estimates are based on observations, descriptions, and transects of the mapunit.

Description of Urban Land

Setting
Anthropogenic Feature: Urban land
Down-slope shape: Linear
Across-slope shape: Linear

Interpretive groups
Land capability classification (irrigated): None specified
Land capability classification (nonirrigated): 8

NRCS Soil Series Report – Site 2

United States Department of Agriculture

NRCS

Natural Resources Conservation Service

A product of the National Cooperative Soil Survey, a joint effort of the United States Department of Agriculture and other Federal agencies, State agencies including the Agricultural Experiment Stations, and local participants

Custom Soil Resource Report for

Craven County, North Carolina

MCAS Cherry Point - P-292 Site 2

February 17, 2026

Custom Soil Resource Report
Soil Map

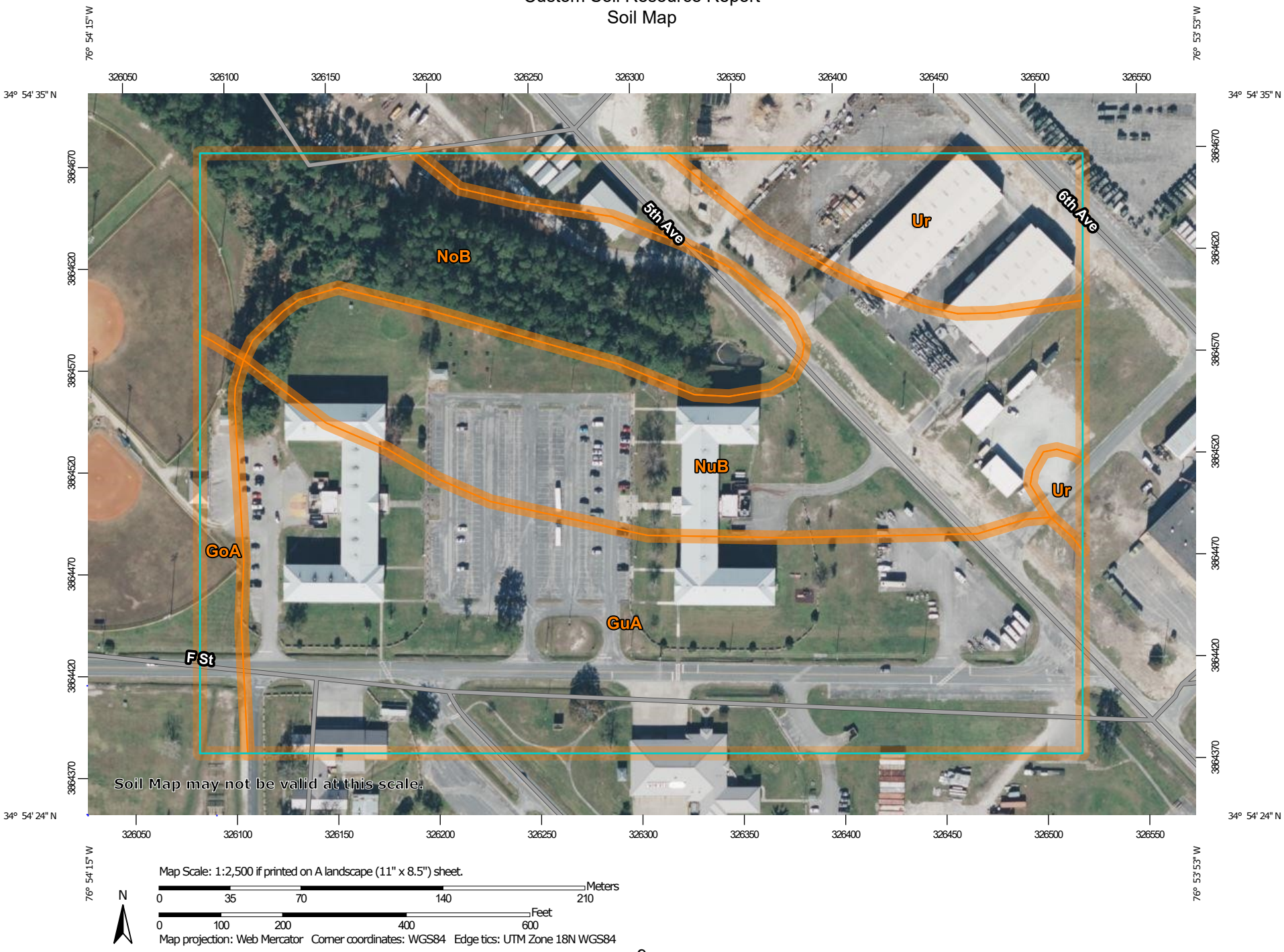

Map Scale: 1:2,500 if printed on A landscape (11" x 8.5") sheet.

N

Meters: 0 35 70 140 210

Feet: 0 100 200 400 600

Map projection: Web Mercator Corner coordinates: WGS84 Edge tics: UTM Zone 18N WGS84

MAP LEGEND

Area of Interest (AOI)

- Area of Interest (AOI)

Soils

- Soil Map Unit Polygons
- Soil Map Unit Lines
- Soil Map Unit Points

Special Point Features

- Blowout
- Borrow Pit
- Clay Spot
- Closed Depression
- Gravel Pit
- Gravelly Spot
- Landfill
- Lava Flow
- Marsh or swamp
- Mine or Quarry
- Miscellaneous Water
- Perennial Water
- Rock Outcrop
- Saline Spot
- Sandy Spot
- Severely Eroded Spot
- Sinkhole
- Slide or Slip
- Sodic Spot
- Spoil Area
- Stony Spot
- Very Stony Spot
- Wet Spot
- Other
- Special Line Features

Water Features

- Streams and Canals

Transportation

- Rails
- Interstate Highways
- US Routes
- Major Roads
- Local Roads

Background

- Aerial Photography

MAP INFORMATION

The soil surveys that comprise your AOI were mapped at 1:24,000.

Warning: Soil Map may not be valid at this scale.

Enlargement of maps beyond the scale of mapping can cause misunderstanding of the detail of mapping and accuracy of soil line placement. The maps do not show the small areas of contrasting soils that could have been shown at a more detailed scale.

Please rely on the bar scale on each map sheet for map measurements.

Source of Map: Natural Resources Conservation Service
Web Soil Survey URL:
Coordinate System: Web Mercator (EPSG:3857)

Maps from the Web Soil Survey are based on the Web Mercator projection, which preserves direction and shape but distorts distance and area. A projection that preserves area, such as the Albers equal-area conic projection, should be used if more accurate calculations of distance or area are required.

This product is generated from the USDA-NRCS certified data as of the version date(s) listed below.

Soil Survey Area: Craven County, North Carolina
Survey Area Data: Version 29, Sep 2, 2025

Soil map units are labeled (as space allows) for map scales 1:50,000 or larger.

Date(s) aerial images were photographed: Nov 20, 2020—Nov 29, 2020

The orthophoto or other base map on which the soil lines were compiled and digitized probably differs from the background imagery displayed on these maps. As a result, some minor shifting of map unit boundaries may be evident.

Map Unit Legend

Map Unit Symbol	Map Unit Name	Acres in AOI	Percent of AOI
GoA	Goldsboro loamy fine sand, 0 to 2 percent slopes	1.0	3.2%
GuA	Goldsboro-Urban land complex, 0 to 2 percent slopes	12.7	39.9%
NoB	Norfolk loamy fine sand, 2 to 6 percent slopes	5.1	16.0%
NuB	Norfolk-Urban land complex, 0 to 6 percent slopes	10.0	31.3%
Ur	Urban land	3.1	9.6%
Totals for Area of Interest		**31.8**	**100.0%**

Map Unit Descriptions

The map units delineated on the detailed soil maps in a soil survey represent the soils or miscellaneous areas in the survey area. The map unit descriptions, along with the maps, can be used to determine the composition and properties of a unit.

A map unit delineation on a soil map represents an area dominated by one or more major kinds of soil or miscellaneous areas. A map unit is identified and named according to the taxonomic classification of the dominant soils. Within a taxonomic class there are precisely defined limits for the properties of the soils. On the landscape, however, the soils are natural phenomena, and they have the characteristic variability of all natural phenomena. Thus, the range of some observed properties may extend beyond the limits defined for a taxonomic class. Areas of soils of a single taxonomic class rarely, if ever, can be mapped without including areas of other taxonomic classes. Consequently, every map unit is made up of the soils or miscellaneous areas for which it is named and some minor components that belong to taxonomic classes other than those of the major soils.

Most minor soils have properties similar to those of the dominant soil or soils in the map unit, and thus they do not affect use and management. These are called noncontrasting, or similar, components. They may or may not be mentioned in a particular map unit description. Other minor components, however, have properties and behavioral characteristics divergent enough to affect use or to require different management. These are called contrasting, or dissimilar, components. They generally are in small areas and could not be mapped separately because of the scale used. Some small areas of strongly contrasting soils or miscellaneous areas are identified by a special symbol on the maps. If included in the database for a given area, the contrasting minor components are identified in the map unit descriptions along with some characteristics of each. A few areas of minor components may not have been observed, and consequently they are not mentioned in the descriptions, especially where the pattern was so complex that it was impractical to make enough observations to identify all the soils and miscellaneous areas on the landscape.

The presence of minor components in a map unit in no way diminishes the usefulness or accuracy of the data. The objective of mapping is not to delineate pure taxonomic classes but rather to separate the landscape into landforms or landform segments that have similar use and management requirements. The delineation of such segments on the map provides sufficient information for the development of resource plans. If intensive use of small areas is planned, however, onsite investigation is needed to define and locate the soils and miscellaneous areas.

An identifying symbol precedes the map unit name in the map unit descriptions. Each description includes general facts about the unit and gives important soil properties and qualities.

Soils that have profiles that are almost alike make up a *soil series*. Except for differences in texture of the surface layer, all the soils of a series have major horizons that are similar in composition, thickness, and arrangement.

Soils of one series can differ in texture of the surface layer, slope, stoniness, salinity, degree of erosion, and other characteristics that affect their use. On the basis of such differences, a soil series is divided into *soil phases*. Most of the areas shown on the detailed soil maps are phases of soil series. The name of a soil phase commonly indicates a feature that affects use or management. For example, Alpha silt loam, 0 to 2 percent slopes, is a phase of the Alpha series.

Some map units are made up of two or more major soils or miscellaneous areas. These map units are complexes, associations, or undifferentiated groups.

A *complex* consists of two or more soils or miscellaneous areas in such an intricate pattern or in such small areas that they cannot be shown separately on the maps. The pattern and proportion of the soils or miscellaneous areas are somewhat similar in all areas. Alpha-Beta complex, 0 to 6 percent slopes, is an example.

An *association* is made up of two or more geographically associated soils or miscellaneous areas that are shown as one unit on the maps. Because of present or anticipated uses of the map units in the survey area, it was not considered practical or necessary to map the soils or miscellaneous areas separately. The pattern and relative proportion of the soils or miscellaneous areas are somewhat similar. Alpha-Beta association, 0 to 2 percent slopes, is an example.

An *undifferentiated group* is made up of two or more soils or miscellaneous areas that could be mapped individually but are mapped as one unit because similar interpretations can be made for use and management. The pattern and proportion of the soils or miscellaneous areas in a mapped area are not uniform. An area can be made up of only one of the major soils or miscellaneous areas, or it can be made up of all of them. Alpha and Beta soils, 0 to 2 percent slopes, is an example.

Some surveys include *miscellaneous areas*. Such areas have little or no soil material and support little or no vegetation. Rock outcrop is an example.

Craven County, North Carolina

GoA—Goldsboro loamy fine sand, 0 to 2 percent slopes

Map Unit Setting

National map unit symbol: 3wfs
Landscape: Coastal plains
Elevation: 20 to 330 feet
Mean annual precipitation: 38 to 55 inches
Mean annual air temperature: 59 to 70 degrees F
Frost-free period: 200 to 280 days
Farmland classification: All areas are prime farmland

Map Unit Composition

Goldsboro and similar soils: 90 percent
Minor components: 6 percent
Estimates are based on observations, descriptions, and transects of the mapunit.

Description of Goldsboro

Setting

Landscape: Coastal plains
Landform: Broad interstream divides on marine terraces, Flats on marine terraces
Landform position (two-dimensional): Summit
Down-slope shape: Linear
Across-slope shape: Linear
Parent material: Loamy marine deposits

Typical profile

Ap - 0 to 10 inches: loamy fine sand
BE - 10 to 13 inches: fine sandy loam
Bt - 13 to 72 inches: sandy clay loam
Cg - 72 to 80 inches: clay loam

Properties and qualities

Slope: 0 to 2 percent
Depth to restrictive feature: More than 80 inches
Drainage class: Moderately well drained
Runoff class: Low
Capacity of the most limiting layer to transmit water (Ksat): Moderately high to high (0.57 to 1.98 in/hr)
Depth to water table: About 24 to 36 inches
Frequency of flooding: None
Frequency of ponding: None
Available water supply, 0 to 60 inches: Moderate (about 7.7 inches)

Interpretive groups

Land capability classification (irrigated): None specified
Land capability classification (nonirrigated): 2w
Hydrologic Soil Group: B
Ecological site: F153AY040NC - Moist Loamy Rises and Flats, F153BY040NC - Moist Loamy Rises and Flats
Hydric soil rating: No

Minor Components

Rains, undrained

Percent of map unit: 5 percent
Landscape: Coastal plains
Landform: Broad interstream divides on marine terraces, Carolina bays on marine terraces, Flats on marine terraces
Landform position (two-dimensional): Summit
Down-slope shape: Linear
Across-slope shape: Linear
Ecological site: F153AY060NC - Wet Loamy Flats and Depressions, F153BY060NC - Wet Loamy Flats and Depressions
Hydric soil rating: Yes

Muckalee, undrained

Percent of map unit: 1 percent
Landscape: Coastal plains
Landform: Flood plains
Down-slope shape: Concave
Across-slope shape: Linear
Ecological site: F153AY090NC - Flooded Mineral Soil Flood Plains and Terraces, F153BY090NC - Flooded Mineral Soil Flood Plains and Terraces
Hydric soil rating: Yes

GuA—Goldsboro-Urban land complex, 0 to 2 percent slopes

Map Unit Setting

National map unit symbol: 3wfv
Landscape: Coastal plains
Elevation: 20 to 160 feet
Mean annual precipitation: 40 to 55 inches
Mean annual air temperature: 59 to 70 degrees F
Frost-free period: 200 to 280 days
Farmland classification: Not prime farmland

Map Unit Composition

Goldsboro and similar soils: 50 percent
Urban land: 30 percent
Estimates are based on observations, descriptions, and transects of the mapunit.

Description of Goldsboro

Setting

Landscape: Coastal plains
Landform: Broad interstream divides on marine terraces, Flats on marine terraces
Landform position (two-dimensional): Summit
Down-slope shape: Linear
Across-slope shape: Linear
Parent material: Loamy marine deposits

Typical profile

Ap - 0 to 10 inches: loamy fine sand
BE - 10 to 13 inches: fine sandy loam
Bt - 13 to 72 inches: sandy clay loam
Cg - 72 to 80 inches: clay loam

Properties and qualities

Slope: 0 to 2 percent
Depth to restrictive feature: More than 80 inches
Drainage class: Moderately well drained
Runoff class: Low
Capacity of the most limiting layer to transmit water (Ksat): Moderately high to high (0.57 to 1.98 in/hr)
Depth to water table: About 24 to 36 inches
Frequency of flooding: None
Frequency of ponding: None
Available water supply, 0 to 60 inches: Moderate (about 7.7 inches)

Interpretive groups

Land capability classification (irrigated): None specified
Land capability classification (nonirrigated): 2w
Hydrologic Soil Group: B
Ecological site: F153AY040NC - Moist Loamy Rises and Flats
Hydric soil rating: No

Description of Urban Land

Setting

Anthropogenic Feature: Urban land

Interpretive groups

Land capability classification (irrigated): None specified
Land capability classification (nonirrigated): 8
Hydric soil rating: No

NoB—Norfolk loamy fine sand, 2 to 6 percent slopes

Map Unit Setting

National map unit symbol: 3wgd
Landscape: Coastal plains
Elevation: 20 to 160 feet
Mean annual precipitation: 40 to 55 inches
Mean annual air temperature: 59 to 70 degrees F
Frost-free period: 200 to 280 days
Farmland classification: All areas are prime farmland

Map Unit Composition

Norfolk and similar soils: 85 percent
Minor components: 4 percent
Estimates are based on observations, descriptions, and transects of the mapunit.

Description of Norfolk

Setting

Landscape: Coastal plains
Landform: Low ridges on marine terraces, Broad interstream divides on marine terraces
Landform position (two-dimensional): Shoulder, summit
Landform position (three-dimensional): Crest
Down-slope shape: Convex
Across-slope shape: Convex
Parent material: Loamy marine deposits

Typical profile

Ap - 0 to 14 inches: loamy fine sand
Bt - 14 to 56 inches: sandy clay loam
BC - 56 to 80 inches: sandy clay loam

Properties and qualities

Slope: 2 to 6 percent
Depth to restrictive feature: More than 80 inches
Drainage class: Well drained
Runoff class: Low
Capacity of the most limiting layer to transmit water (Ksat): Moderately high to high (0.57 to 1.98 in/hr)
Depth to water table: About 40 to 72 inches
Frequency of flooding: None
Frequency of ponding: None
Available water supply, 0 to 60 inches: Moderate (about 7.7 inches)

Interpretive groups

Land capability classification (irrigated): None specified
Land capability classification (nonirrigated): 2e
Hydrologic Soil Group: A
Ecological site: F153AY030NC - Dry Loamy Rises and Flats, F153BY030NC - Dry Loamy Rises and Flats
Hydric soil rating: No

Minor Components

Woodington, undrained

Percent of map unit: 3 percent
Landscape: Coastal plains
Landform: Broad interstream divides on marine terraces, Depressions on marine terraces, Flats on marine terraces
Down-slope shape: Linear
Across-slope shape: Concave
Ecological site: F153AY060NC - Wet Loamy Flats and Depressions, F153BY060NC - Wet Loamy Flats and Depressions
Hydric soil rating: Yes

Muckalee, undrained

Percent of map unit: 1 percent
Landscape: Coastal plains
Landform: Flood plains
Down-slope shape: Concave
Across-slope shape: Linear

Ecological site: F153AY090NC - Flooded Mineral Soil Flood Plains and Terraces, F153BY090NC - Flooded Mineral Soil Flood Plains and Terraces
Hydric soil rating: Yes

NuB—Norfolk-Urban land complex, 0 to 6 percent slopes

Map Unit Setting

National map unit symbol: 3wgf
Landscape: Coastal plains
Elevation: 20 to 160 feet
Mean annual precipitation: 40 to 55 inches
Mean annual air temperature: 59 to 70 degrees F
Frost-free period: 200 to 280 days
Farmland classification: Not prime farmland

Map Unit Composition

Norfolk and similar soils: 50 percent
Urban land: 35 percent
Estimates are based on observations, descriptions, and transects of the mapunit.

Description of Norfolk

Setting

Landscape: Coastal plains
Landform: Low ridges on marine terraces, Broad interstream divides on marine terraces
Landform position (two-dimensional): Shoulder, summit
Landform position (three-dimensional): Crest
Anthropogenic Feature: Urban land
Down-slope shape: Convex
Across-slope shape: Convex
Parent material: Loamy marine deposits

Typical profile

Ap - 0 to 14 inches: loamy fine sand
B - 14 to 56 inches: sandy clay loam
C - 56 to 80 inches: sandy clay loam

Properties and qualities

Slope: 0 to 6 percent
Depth to restrictive feature: More than 80 inches
Drainage class: Well drained
Runoff class: Low
Capacity of the most limiting layer to transmit water (Ksat): Moderately high to high (0.57 to 1.98 in/hr)
Depth to water table: About 40 to 72 inches
Frequency of flooding: None
Frequency of ponding: None
Available water supply, 0 to 60 inches: Moderate (about 7.7 inches)

Interpretive groups

Land capability classification (irrigated): None specified
Land capability classification (nonirrigated): 2e
Hydrologic Soil Group: A
Ecological site: F153AY030NC - Dry Loamy Rises and Flats
Hydric soil rating: No

Description of Urban Land

Setting

Anthropogenic Feature: Urban land

Interpretive groups

Land capability classification (irrigated): None specified
Land capability classification (nonirrigated): 8
Hydric soil rating: No

Ur—Urban land

Map Unit Composition

Urban land: 90 percent
Estimates are based on observations, descriptions, and transects of the mapunit.

Description of Urban Land

Setting

Anthropogenic Feature: Urban land
Down-slope shape: Linear
Across-slope shape: Linear

Interpretive groups

Land capability classification (irrigated): None specified
Land capability classification (nonirrigated): 8
Hydric soil rating: No

References

American Association of State Highway and Transportation Officials (AASHTO). 2004. Standard specifications for transportation materials and methods of sampling and testing. 24th edition.

American Society for Testing and Materials (ASTM). 2005. Standard classification of soils for engineering purposes. ASTM Standard D2487-00.

Cowardin, L.M., V. Carter, F.C. Golet, and E.T. LaRoe. 1979. Classification of wetlands and deep-water habitats of the United States. U.S. Fish and Wildlife Service FWS/OBS-79/31.

Federal Register. July 13, 1994. Changes in hydric soils of the United States.

Federal Register. September 18, 2002. Hydric soils of the United States.

Hurt, G.W., and L.M. Vasilas, editors. Version 6.0, 2006. Field indicators of hydric soils in the United States.

National Research Council. 1995. Wetlands: Characteristics and boundaries.

Soil Survey Division Staff. 1993. Soil survey manual. Soil Conservation Service. U.S. Department of Agriculture Handbook 18. http://www.nrcs.usda.gov/wps/portal/nrcs/detail/national/soils/?cid=nrcs142p2_054262

Soil Survey Staff. 1999. Soil taxonomy: A basic system of soil classification for making and interpreting soil surveys. 2nd edition. Natural Resources Conservation Service, U.S. Department of Agriculture Handbook 436. http://www.nrcs.usda.gov/wps/portal/nrcs/detail/national/soils/?cid=nrcs142p2_053577

Soil Survey Staff. 2010. Keys to soil taxonomy. 11th edition. U.S. Department of Agriculture, Natural Resources Conservation Service. http://www.nrcs.usda.gov/wps/portal/nrcs/detail/national/soils/?cid=nrcs142p2_053580

Tiner, R.W., Jr. 1985. Wetlands of Delaware. U.S. Fish and Wildlife Service and Delaware Department of Natural Resources and Environmental Control, Wetlands Section.

United States Army Corps of Engineers, Environmental Laboratory. 1987. Corps of Engineers wetlands delineation manual. Waterways Experiment Station Technical Report Y-87-1.

United States Department of Agriculture, Natural Resources Conservation Service. National forestry manual. http://www.nrcs.usda.gov/wps/portal/nrcs/detail/soils/home/?cid=nrcs142p2_053374

United States Department of Agriculture, Natural Resources Conservation Service. National range and pasture handbook. http://www.nrcs.usda.gov/wps/portal/nrcs/detail/national/landuse/rangepasture/?cid=stelprdb1043084

United States Department of Agriculture, Natural Resources Conservation Service. National soil survey handbook, title 430-VI. http://www.nrcs.usda.gov/wps/portal/nrcs/detail/soils/scientists/?cid=nrcs142p2_054242

United States Department of Agriculture, Natural Resources Conservation Service. 2006. Land resource regions and major land resource areas of the United States, the Caribbean, and the Pacific Basin. U.S. Department of Agriculture Handbook 296. http://www.nrcs.usda.gov/wps/portal/nrcs/detail/national/soils/?cid=nrcs142p2_053624

United States Department of Agriculture, Soil Conservation Service. 1961. Land capability classification. U.S. Department of Agriculture Handbook 210. http://www.nrcs.usda.gov/Internet/FSE_DOCUMENTS/nrcs142p2_052290.pdf

Private Utility Locate Documentation

2108 Capital Drive, Suite 103
Wilmington, North Carolina 28405
P (910) 478-9915
North Carolina Registered, F-0869
Terracon.com

October 27, 2025

Job Site Competent Person
Nicholas Lindley
Terracon Consultants, Inc

Work Performed – Subsurface Utility Locate and Geotechnical Exploration
Location of Work Performed – MCAS Cherry Point, Havelock, NC

The purpose of this letter is to designate Nicholas Lindley as the job site competent person while on the proposed work site, and to ensure that proper safety guidelines are followed at all times.

It is his responsibility to ensure:

1. Proper PPE is worn at all times.
2. Potential work hazards on the job site are identified and mitigated
3. Visual safety checks are performed on all work equipment and PPE
4. All safety guidelines are followed while on the job site.
5. All utility structures are securely closed
6. Work in progress is immediately halted when it is determined to be unsafe to continue.

It has been determined that Nicholas Lindley has received the proper safety training, can identify job site work safety hazards, and can take prompt measures to correct them.

Nicholas Lindley has demonstrated the knowledge for safety requirements and has the responsibility to ensure a safe job site.

Sincerely,

Justin L. DeNicola, PE
Office Manager – Wilmington, NC

Private Utility Locate Report

Terracon

Project Number: K625P194
Project Name: CP-P-292 Site1
Site Location:
Project Manager: Mike Delaney
Second Contact:
Lead Locator: Melissa Byrum

Service Date: 12- -25

Equipment Used

- [x] Ground Penetraing Radar
- [x] Electromagnetic Line Locator
- [x] Metal Detector
- [ ] Other:

Field Work Summary

Boring I.D.: SPt-01

Comments:

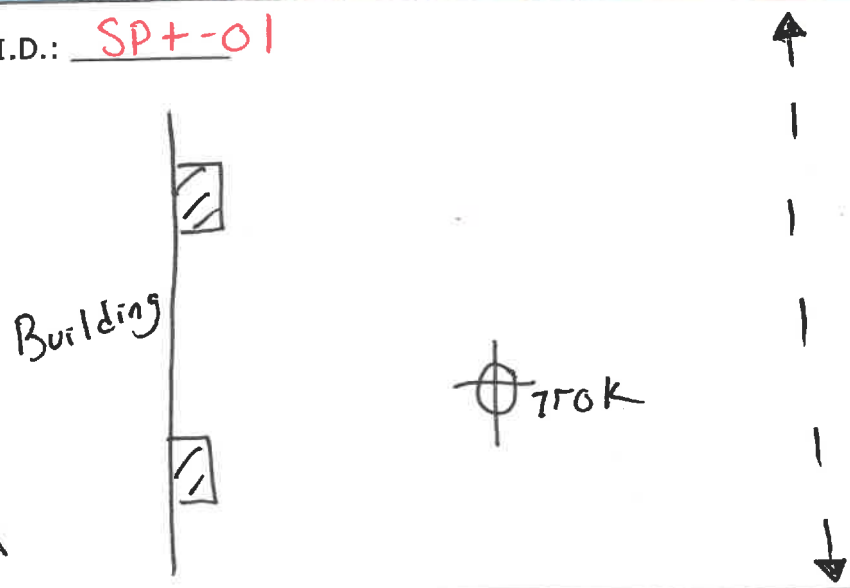

Boring I.D.: CPt-01

Comments:



Legend

- Original Boring Location
- Alternate/Moved Boring Location
- Unknown Object to Avoid

Utility Types (if able to determine)

E	Electric	SD	Stormwater
C	Communication	SS	Sanitary
G	Natural Gas	UU	Unknown
W	Water		

Borings without utilities (within 20'):

Private Utility Locate Report

Terracon

Project Number: K625P194
Project Name: CP- P292- Site1
Site Location:
Project Manager:
Second Contact:
Lead Locator: MB

Service Date:

Equipment Used

- [x] Ground Penetraing Radar
- [x] Electromagnetic Line Locator
- [x] Metal Detector
- [ ] Other:

Field Work Summary

Boring I.D.: SPt-02, SPt-03, CPt-02, SPt-08

Comments:

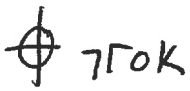

North

Boring I.D.: SPt-04

Comments:

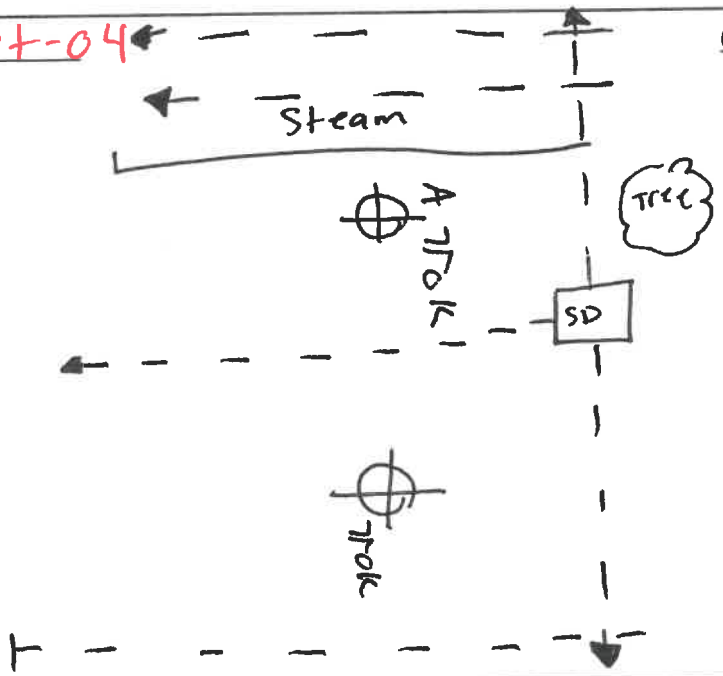

North

Legend

- Original Boring Location
- Alternate/Moved Boring Location
- Unknown Object to Avoid

Utility Types (if able to determine)

E	Electric	SD	Stormwater
C	Communication	SS	Sanitary
G	Natural Gas	UU	Unknown
W	Water		

Borings without utilities (within 20'):

Page ____ of ____

Private Utility Locate Report

Terracon

Project Number: K625 P194
Project Name: CP- P292- Site 1
Site Location:
Project Manager:
Second Contact:
Lead Locator: MB

Service Date:

Equipment Used

- [x] Ground Penetraing Radar
- [x] Electromagnetic Line Locator
- [x] Metal Detector
- [ ] Other:

Field Work Summary

Boring I.D.: SPt-05

Comments:

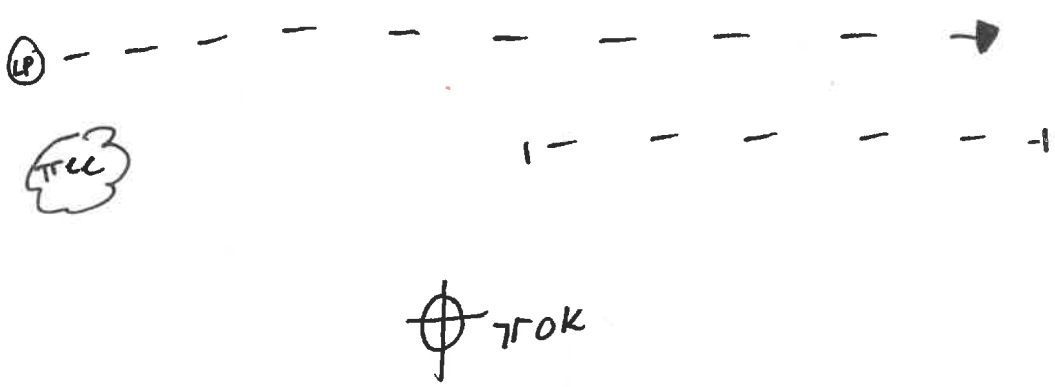

North

Boring I.D.: CPt-03

Comments:

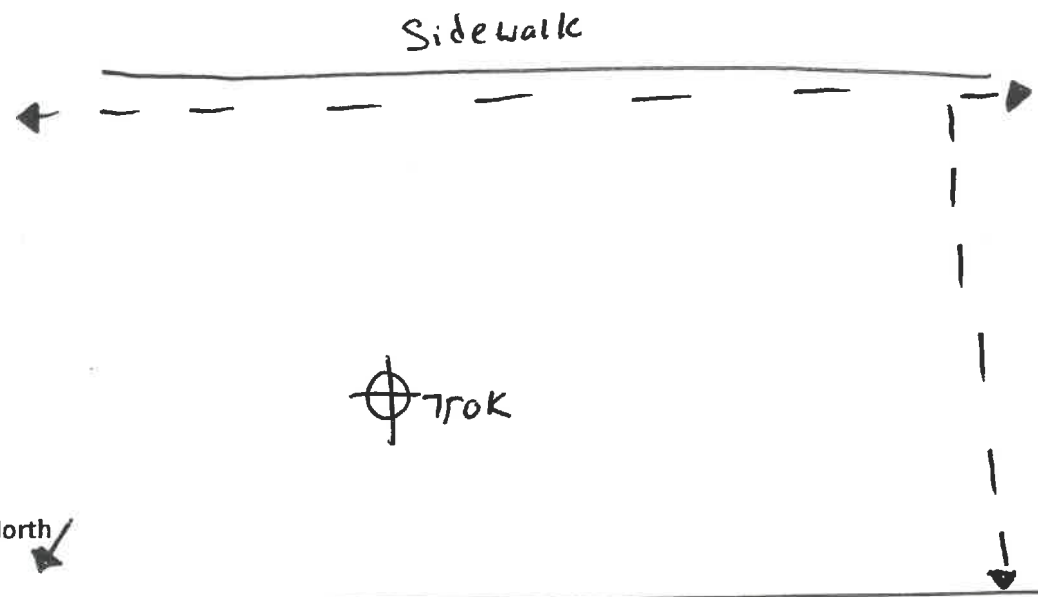

North

Legend

- Original Boring Location
- Alternate/Moved Boring Location
- Unknown Object to Avoid

Utility Types (if able to determine)

E	Electric	SD	Stormwater
C	Communication	SS	Sanitary
G	Natural Gas	UU	Unknown
W	Water		

Borings without utilities (within 20'):

Private Utility Locate Report

Terracon

Project Number: K625P194
Project Name: CP-PZ92-Site1
Site Location:
Project Manager:
Second Contact:
Lead Locator: MB

Service Date:

Equipment Used

- [x] Ground Penetraing Radar
- [x] Electromagnetic Line Locator
- [x] Metal Detector
- [ ] Other:

Field Work Summary

Boring I.D.: CPt-04

Comments:

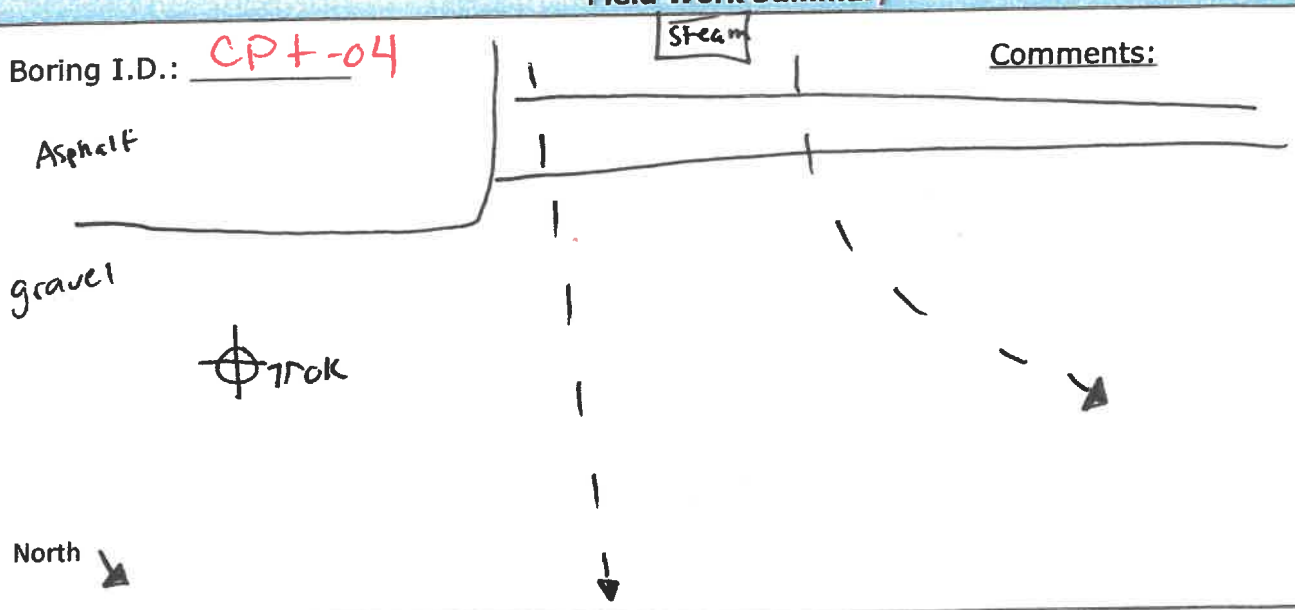

Boring I.D.: CPt-05

Comments:



Legend

- Original Boring Location
- Alternate/Moved Boring Location
- Unknown Object to Avoid

Utility Types (if able to determine)

E	Electric	SD	Stormwater
C	Communication	SS	Sanitary
G	Natural Gas	UU	Unknown
W	Water		

Borings without utilities (within 20'):

Private Utility Locate Report

Terracon

Project Number: K625P194
Project Name: CP -P292- Site1
Site Location:
Project Manager:
Second Contact:
Lead Locator:

Service Date:

Equipment Used

- [x] Ground Penetraing Radar
- [x] Electromagnetic Line Locator
- [x] Metal Detector
- [ ] Other:

Field Work Summary

Boring I.D.: SPt-06

Comments:

North

Boring I.D.: SPt-07

Comments:

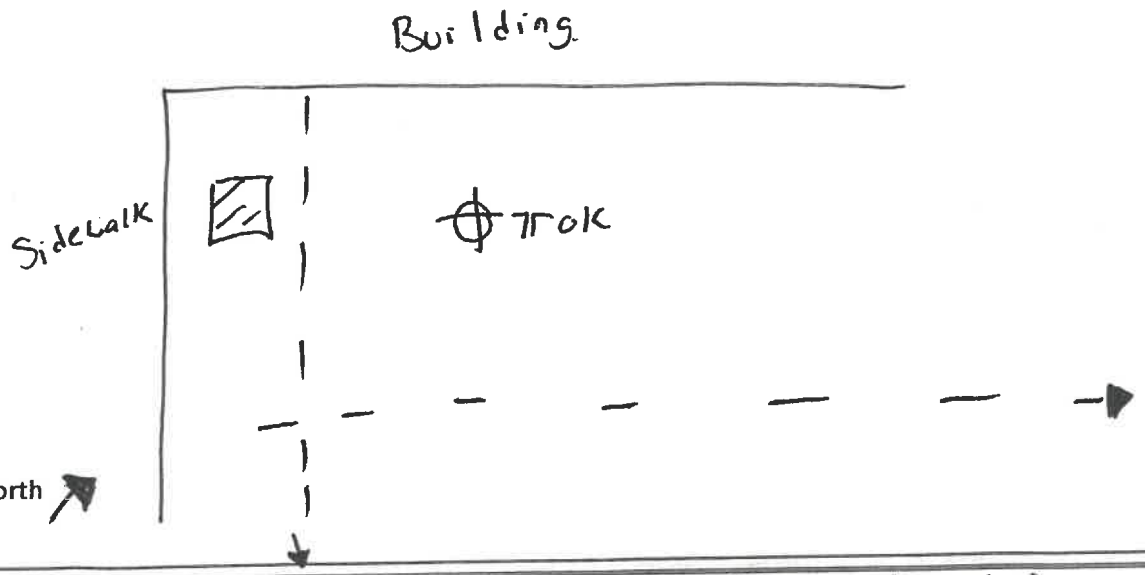

Legend

- Original Boring Location
- Alternate/Moved Boring Location
- Unknown Object to Avoid

Utility Types (If able to determine)

E	Electric	SD	Stormwater
C	Communication	SS	Sanitary
G	Natural Gas	UU	Unknown
W	Water		

Borings without utilities (within 20'):

Photography Log – Utility Locate – P-292 Site 1

Photos taken during site visit on December 11 and 12, 2025

Photo 1: Location CP-P292-S1-SPT-01

Photo 2: Location CP-P292-S1-SPT-02

Photo 3: Location CP-P292-S1-SPT-03

Photo 4: Location CP-P292-S1-SPT-04

Photo 5: Location CP-P292-S1-SPT-05

Photo 6: Location CP-P292-S1-SPT-07

Photo 7: Location CP-P292-S1-SPT-08

Photo 8: Location CP-P292-S1-CPT-01

Photo 9: Location CP-P292-S1-CPT-02

Photo 10: Location CP-P292-S1-CPT-03

Photo 11: Location CP-P292-S1-CPT-04

Photo 12: Location CP-P292-S1-CPT-05

Terracon — Private Utility Locate Report

Project Number: KC25P194
Project Name: Cherry Point P-292 Site2
Site Location:
Project Manager: Mike Delaney
Second Contact:
Lead Locator: Melissa Byrum

Service Date: 12-9-25

Equipment Used

- [x] Ground Penetraing Radar
- [x] Electromagnetic Line Locator
- [x] Metal Detector
- [ ] Other:

Field Work Summary

Boring I.D.: SPt-01, SPt-4, SPt-05, SPt-06
CPt-01, CPt-03, CPt-06

Comments:

North ↑ N

Boring I.D.: SPt-02, CPt-02

Comments:

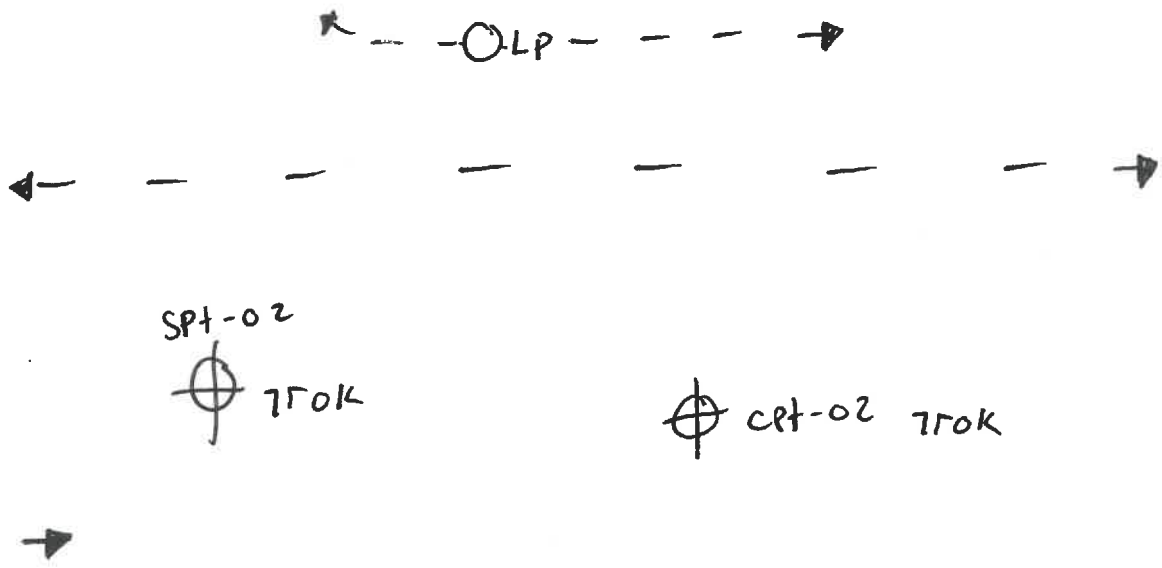

North →

Legend

- Original Boring Location
- Alternate/Moved Boring Location
- Unknown Object to Avoid

Utility Types (if able to determine)

E	Electric	SD	Stormwater
C	Communication	SS	Sanitary
G	Natural Gas	UU	Unknown
W	Water		

Borings without utilities (within 20'):

Private Utility Locate Report

Terracon

Project Number: KG25P194
Project Name: CP- P-292 Site2
Site Location:
Project Manager:
Second Contact:
Lead Locator: MB

Service Date: 12-9-25

Equipment Used

- ☐ Ground Penetraing Radar
- ☐ Electromagnetic Line Locator
- ☐ Metal Detector
- ☐ Other:

Field Work Summary

Boring I.D.: SPt-03

Comments:

North ← N

Boring I.D.: CPt-05

Comments:



North ←

Legend

- Original Boring Location
- Alternate/Moved Boring Location
- Unknown Object to Avoid

Utility Types (if able to determine)

E	Electric	**SD**	Stormwater
C	Communication	**SS**	Sanitary
G	Natural Gas	**UU**	Unknown
W	Water		

Borings without utilities (within 20'):

Private Utility Locate Report

Terracon

Project Number:
Project Name: CP- P-292 -Site2
Site Location:
Project Manager:
Second Contact:
Lead Locator: MB

Service Date: 12-9-25

Equipment Used

- [x] Ground Penetraing Radar
- [x] Electromagnetic Line Locator
- [x] Metal Detector
- [ ] Other:

Field Work Summary

Boring I.D.: SPt-07

Comments:

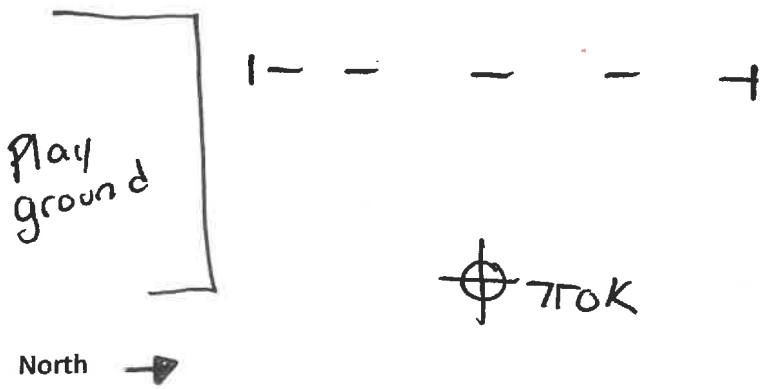

Boring I.D.: CPt-04

Comments:

Legend

- Original Boring Location
- Alternate/Moved Boring Location
- Unknown Object to Avoid

Utility Types (if able to determine)

E	Electric	SD	Stormwater
C	Communication	SS	Sanitary
G	Natural Gas	UU	Unknown
W	Water		

Borings without utilities (within 20'):

Photography Log – Utility Locate – P-292 Site 2

Photos taken during site visit on December 8 and 9, 2025

Photo 1: Location CP-P292-S2-SPT-01

Photo 2: Location CP-P292-S2-SPT-02

Photo 3: Location CP-P292-S2-SPT-03

Photo 4: Location CP-P292-S2-SPT-04

Photo 5: Location CP-P292-S2-SPT-05

Photo 6: Location CP-P292-S2-SPT-06

Photo 7: Location CP-P292-S2-SPT-07

Photo 8: Location CP-P292-S2-CPT-01

Photo 9: Location CP-P292-S2-CPT-02

Photo 10: Location CP-P292-S2-CPT-03

Photo 11: Location CP-P292-S2-CPT-04

Photo 12: Location CP-P292-S2-CPT-05

Photo 13: Location CP-P292-S2-CPT-06