Appendix A

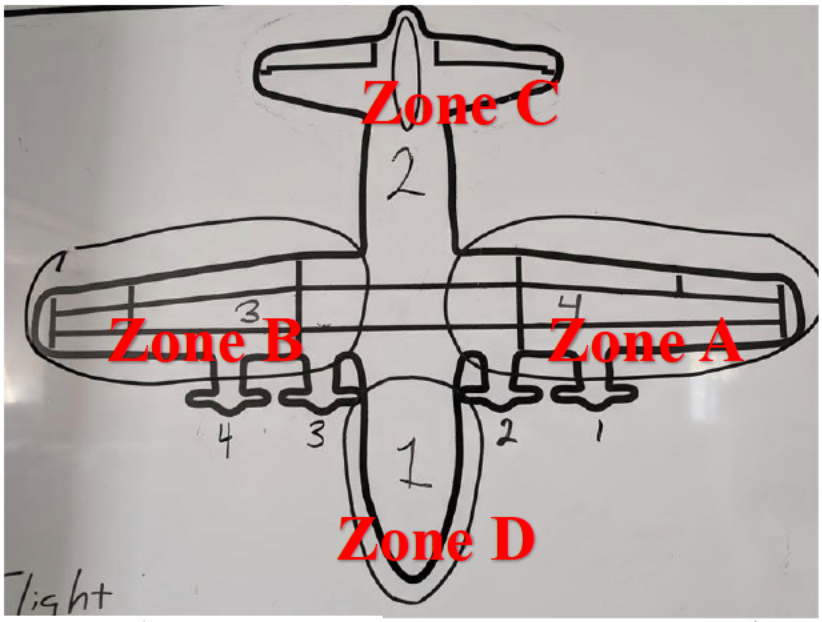
Zone C
2
1
3
4
Zone B
Zone A
4
3
2
1
1
Zone D
Tight

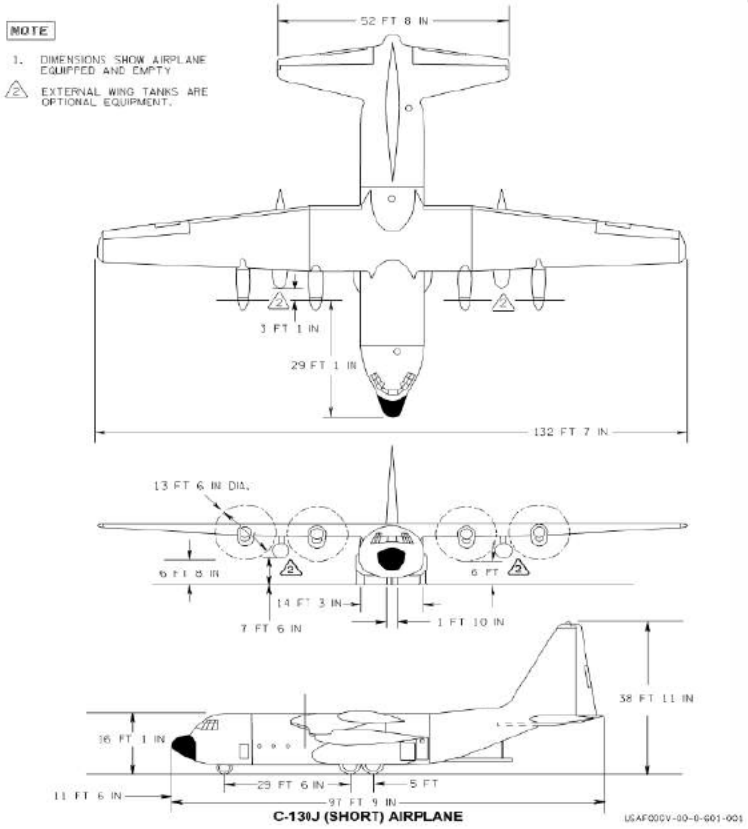
NOTE
1. DIMENSIONS SHOW AIRPLANE EQUIPPED AND EMPTY
2. EXTERNAL WING TANKS ARE OPTIONAL EQUIPMENT.
52 FT 8 IN
3 FT 1 IN
29 FT 1 IN
132 FT 7 IN
13 FT 6 IN DIA.
6 FT 8 IN
6 FT
14 FT 3 IN
7 FT 6 IN
1 FT 10 IN
38 FT 11 IN
16 FT 1 IN
11 FT 6 IN
29 FT 6 IN
5 FT
97 FT 9 IN
C-130J (SHORT) AIRPLANE
USAF000V-00-0-G01-001

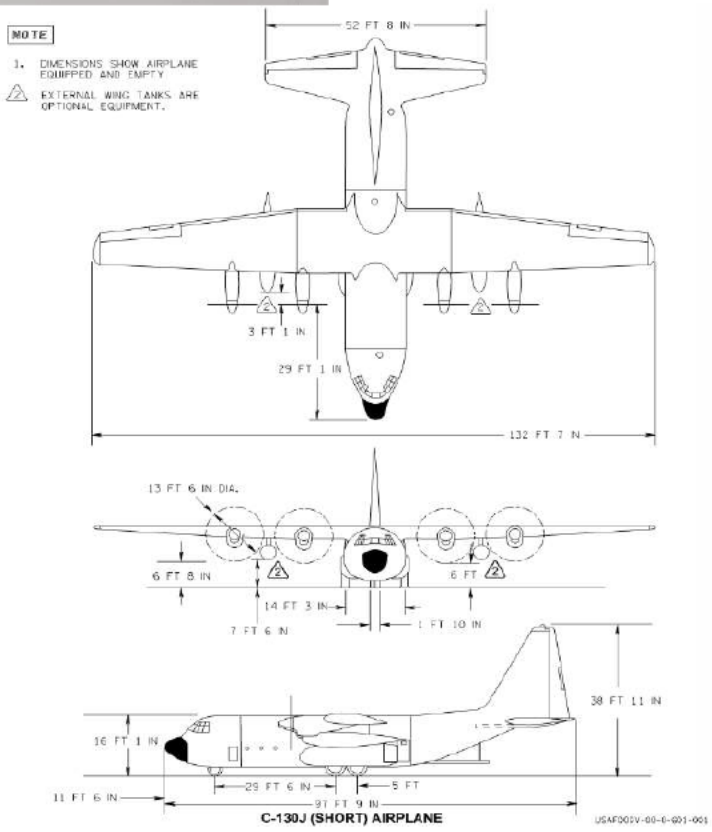
NOTE
1. DIMENSIONS SHOW AIRPLANE EQUIPPED AND EMPTY
2. EXTERNAL WING TANKS ARE OPTIONAL EQUIPMENT.
52 FT 8 IN
3 FT 1 IN
29 FT 1 IN
132 FT 7 IN
13 FT 6 IN DIA.
6 FT 8 IN
6 FT
14 FT 3 IN
7 FT 6 IN
1 FT 10 IN
38 FT 11 IN
16 FT 1 IN
11 FT 6 IN
29 FT 6 IN
5 FT
97 FT 9 IN
C-130J (SHORT) AIRPLANE
USAF000V-00-0-G01-001

Appendix B

Appendix C

Appendix D

Appendix D

Appendix D

Appendix D

Appendix D

Appendix E

Appendix F

Appendix G

STAND RECEPTACLE (#5100R9W)
(NORTH SIDE)

3P4W 208/120V 50Hz
"DISCONNECT SWITCH"
FOR STAND RECEPTACLE
(NORTH SIDE)
ON
TRIPPED
OFF