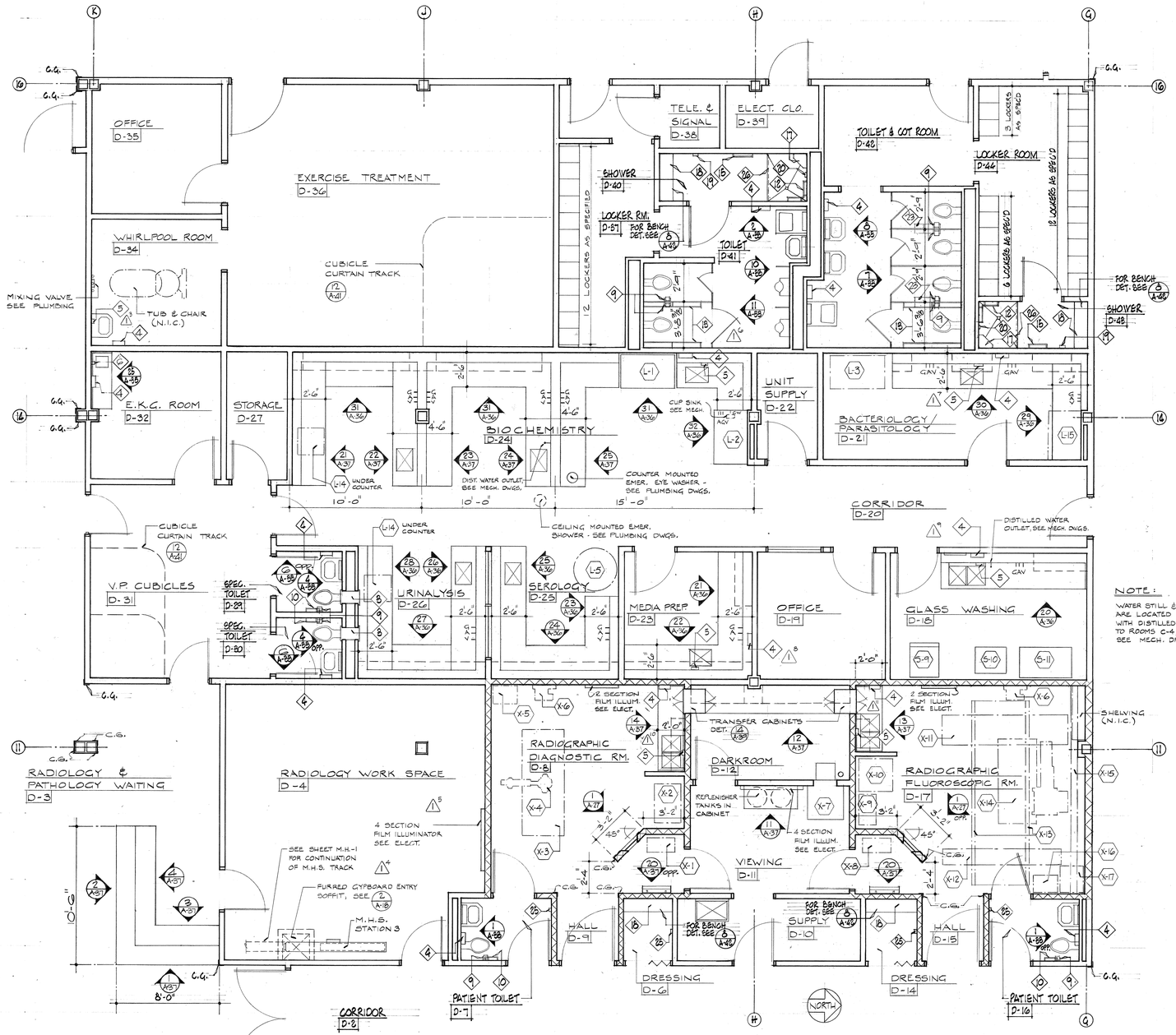

NOTE:

WATER STILL & STORAGE TANK (L-9) & (L-10) ARE LOCATED IN EQUIP. RM. Q-1 WITH DISTILLED WATER PIPED TO ROOMS C-4, L-3, D-18, & D-24 SEE MECH. DRAWINGS.

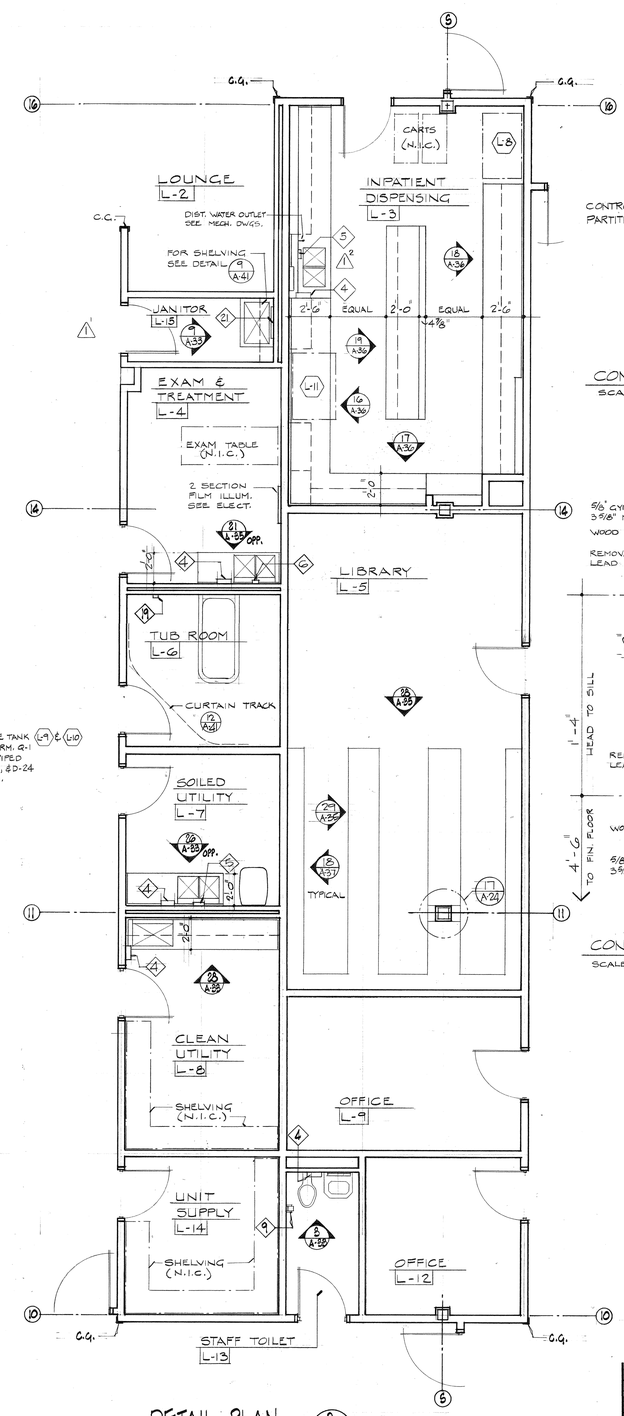

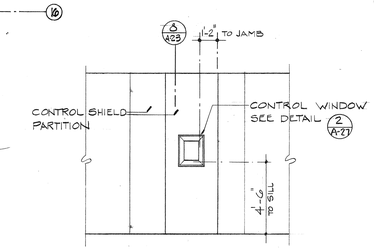

CONTROL WINDOW ELEV. (1 / A-27)
SCALE 1/4" = 1'-0"

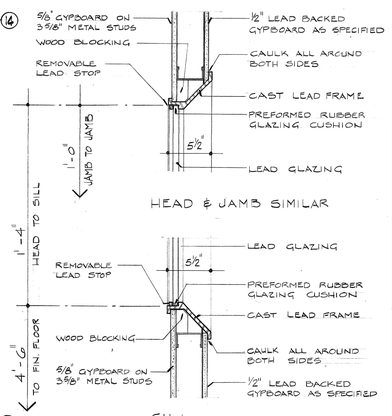

HEAD & JAMB SIMILAR

SILL

CONTROL WINDOW DETAILS (2 / A-27)
SCALE 1 1/2" = 1'-0"

DETAIL PLAN (4 / A-27)
SCALE 1/4" = 1'-0"

THERAPY
STAFF LOCKERS & TOILETS
PATHOLOGY
RADIOLOGY

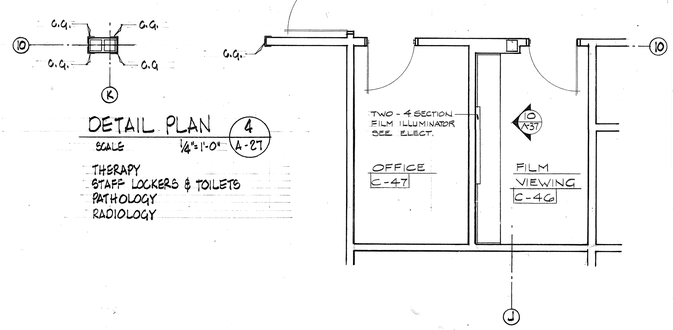

DETAIL PLAN (8 / A-27)
SCALE 1/4" = 1'-0"

GENERAL MED. NURSING
PHARMACY
LIBRARY

RADIOGRAPHIC SHIELDING SCHEDULE

ROOM NO.	NORTH WALL SEE NOTE 3	EAST WALL SEE NOTE 3	SOUTH WALL SEE NOTE 3	WEST WALL	WEST WALL AT CASS. HOLDER SEE NOTE 5	CONTROL SHIELD SEE NOTE 4	FILM TRANS. CABINET SEE DET.
D-8	1.60 (1/2)	1.00	2.06	1.67	2.40	2.07	3.90 (1/3)
D-9	1.00	1.00	1.00				
D-15	1.20	1.20	1.20				
D-17	1.70	1.20	1.70	1.70	2.70	2.10	4.00

NOTES:

1. VALUES GIVEN ABOVE INDICATE M.M. THICKNESS OF LEAD SHIELDING.
2. ALL LEAD SHIELDING IN PARTITIONS IS TO EXTEND FROM FIN. FLOOR TO 7'-0" ABOVE FIN. FLOOR.
3. DOORS SHALL BE PROTECTED WITH THE SAME SHIELDING REQUIRED FOR THE PARTITIONS IN WHICH THE DOORS OCCUR.
4. CONTROL WINDOWS SHALL BE FURNISHED WITH LEAD GLASS WITH THE EQUIV. LEAD THICKNESS INDICATED FOR THE PARTITION IN WHICH THE WINDOWS OCCUR.
5. PROVIDE THICKNESS OF LEAD SHIELDING INDICATED FOR A 4 FT. MINIMUM WIDE SECTION OF THE PARTITION, CENTERED ON THE CASSETTE HOLDER (X-6).
6. AT ALL WALL MOUNTED EQUIPMENT, CASEWORK, MECH. & ELECT. ITEMS, AND ACCESSORIES AT SHIELDED WALLS: CONNECTIONS & ROUGH-IN FOR C. ITEMS AND BLOCKING, SUPPORTS, ROUGH-IN & CONNECTIONS FOR N.I.C & G.F.C.I. ITEMS SHALL MAINTAIN THE INTEGRITY OF THE LEAD SHIELDING.

AS BUILT DRAWING DATED: 6-1-78

REV.	DATE	ACTION	DESCRIPTION	BY	APP'D
1	12-1974		REVISIONS INCLUDING M.H.S. & ADD. 4, BID LOT F		

APPROVED	REGIONAL ENGINEER	ARCHITECTURAL	ELECTRICAL	MECHANICAL	STRUCTURAL

DEPARTMENT OF HEALTH, EDUCATION, AND WELFARE
OFFICE OF FACILITIES ENGINEERING AND PROPERTY MANAGEMENT
REGIONAL OFFICE OF FACILITIES ENGINEERING AND CONSTRUCTION

IHS/OFEPM MSHFP
INDIAN HEALTH SERVICE FACILITY
SANTA FE COMPREHENSIVE HEALTH FACILITY

STATE OF NEW MEXICO — W. C. KRUGER NO. 47 — ALBUQUERQUE, NEW MEXICO — REGISTERED ARCHITECT

STATE OF NEW MEXICO — W. C. KRUGER & ASSOCIATES NO. 1 — ALBUQUERQUE, N.M. — REGISTERED ARCHITECT

DRAWN BY CA | CHECKED BY

W. C. KRUGER and ASSOCIATES
ARCHITECTS • PLANNERS, INC.
ALBUQUERQUE, NEW MEXICO

ARCHITECTURAL DETAIL FLOOR PLANS

SCALE: NOTED | DATE: 10/1/72

A-27.1 SHEET OF

HOLMAN'S INC. 6-76