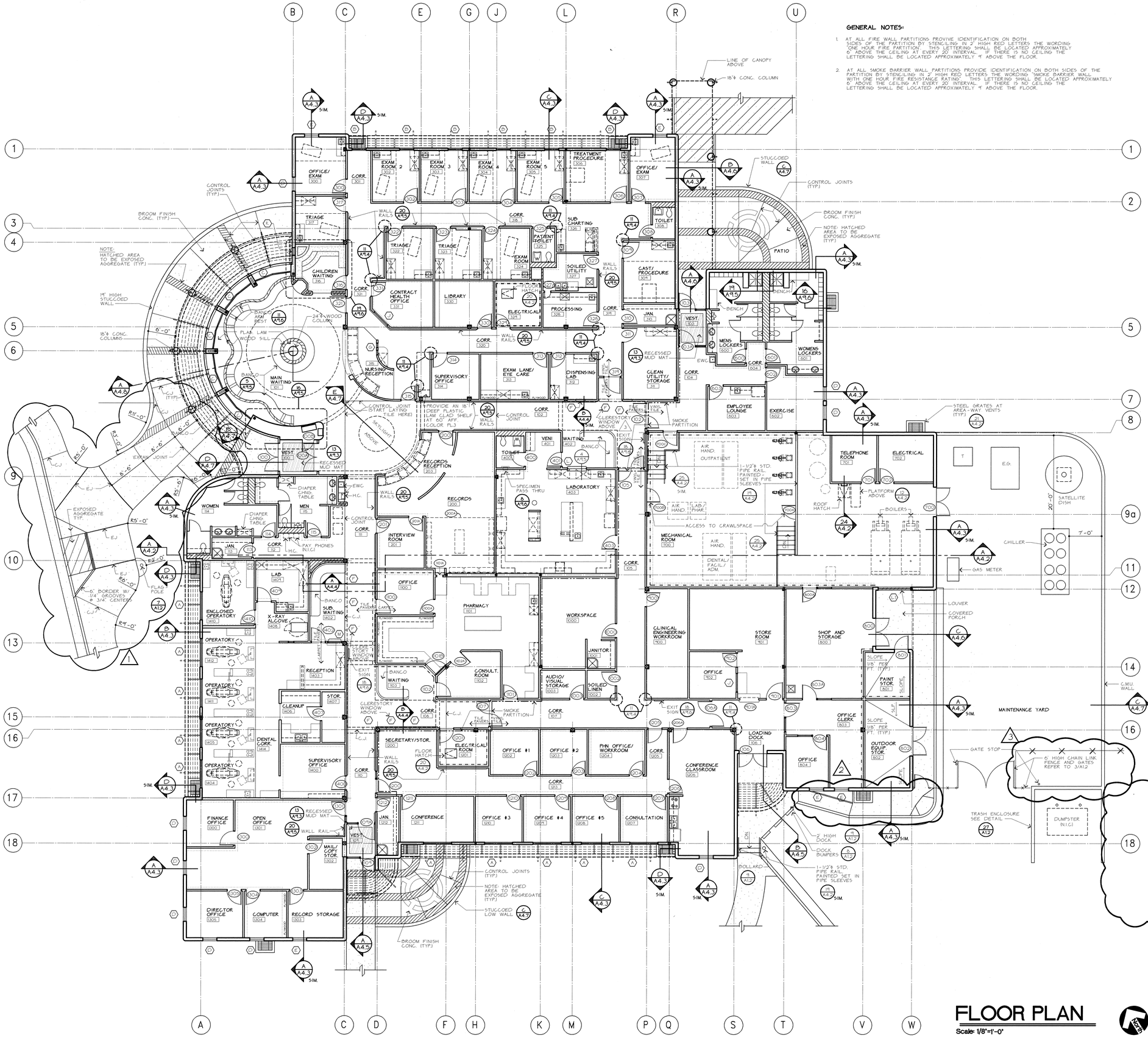

GENERAL NOTES:

1. AT ALL FIRE WALL PARTITIONS PROVIVE IDENTIFICATION ON BOTH SIDES OF THE PARTITION BY STENCILING IN 2" HIGH RED LETTERS THE WORDING "ONE HOUR FIRE PARTITION". THIS LETTERING SHALL BE LOCATED APPROXIMATELY 6" ABOVE THE CEILING AT EVERY 20' INTERVAL. IF THERE IS NO CEILING THE LETTERING SHALL BE LOCATED APPROXIMATELY 9' ABOVE THE FLOOR.

2. AT ALL SMOKE BARRIER WALL PARTITIONS PROVIDE IDENTIFICATION ON BOTH SIDES OF THE PARTITION BY STENCILING IN 2" HIGH RED LETTERS THE WORDING "SMOKE BARRIER WALL WITH ONE HOUR FIRE RESISTANCE RATING". THIS LETTERING SHALL BE LOCATED APPROXIMATELY 6" ABOVE THE CEILING AT EVERY 20' INTERVAL. IF THERE IS NO CEILING THE LETTERING SHALL BE LOCATED APPROXIMATELY 9' ABOVE THE FLOOR.

PARTITION TYPE LEGEND

EXTERIOR WALL
7/8" STUCCO FINISH ON METAL LATH, ON 22 LB. FELT ON 1/2" SHEATHING, 6" STUDS WITH R-19 BATT INSULATION AND 5/8" GYP. BOARD.

ONE HOUR SMOKE PARTITION
3 5/8" METAL STUDS AT 16" O.C. WITH 1 LAYER 5/8" TYPE "X" GYP. BD. EACH SIDE. ASSEMBLY TO TERMINATE AT UNDERSIDE OF ROOF DECK. REFER TO DETAIL 2/A2.1 -- SEE GENERAL NOTE 2.

ONE HOUR RATED PARTITION
3 5/8" METAL STUDS AT 16" O.C. WITH 1 LAYER 5/8" TYPE "X" GYP. BD. EACH SIDE. ASSEMBLY TO TERMINATE AT UNDERSIDE OF ROOF DECK. REFER TO DETAIL 2/A2.1 -- SEE GENERAL NOTE 1

SOUND PARTITION
INSTALL 2" THICK ACOUSTICAL INSULATION BETWEEN STUDS. LAY ONE ROW OF 2" THICK AND 3'-0" WIDE SOUND ATTENUATION BLANKETS AT BOTH SIDES OF WALL ABOVE CEILING. ELIMINATE INSULATION AT CEILING WHERE PARTITIONS EXTEND TO UNDERSIDE OF ROOF DECK, AND OVER CORRIDORS.

FULL HEIGHT PARTITION
3 5/8" METAL STUDS AT 16" O.C. WITH 1 LAYER 5/8" GYP. BD. EACH SIDE. TERMINATE STUDS AT UNDERSIDE OF ROOF DECK. TERMINATE GYP. BD. AT UNDERSIDE OF ROOF DECK AT PUBLIC SIDE ONLY. TERMINATE GYP. BD. ON PRIVATE SIDE AT 2' ABOVE CEILING HEIGHT.

NON-RATED PARTITION
3 5/8" 16" STUDS WHERE NOTED ON DIMENSION PLAN METAL STUDS AT 16" O.C. WITH 1 LAYER 5/8" GYP. BD. EACH SIDE. STOP PARTITION AT 2' ABOVE CEILING. ANGLE BRACE TO STRUCT. REFER TO DETAIL 1/A2.1

MOUNTING PARTITION
3 5/8" METAL STUDS AT 16" O.C. WITH 1 LAYER 5/8" PLYWOOD ON INDICTED SIDE, AND 1 LAYER 5/8" GYP. BD. EACH SIDE. STOP PARTITION AT 2' ABOVE CEILING. ANGLE BRACE TO STRUCTURE. REFER TO DETAIL 1/A2.1

CHASE PARTITION
3 5/8" METAL STUDS AT 16" O.C. WITH 1 LAYER 5/8" GYP. BD. ON ONE SIDE TO GYP. BD. CEILING OR 6" ABOVE CEILING AT ACOUSTICAL LAYIN CEILING

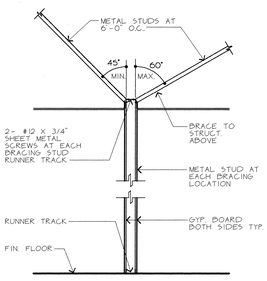

1 / A2.1 TYP. PARTITION BRACE DETAIL
SCALE: 1/2" = 1'-0"
D-05033012 03/10/1992 - 15:36

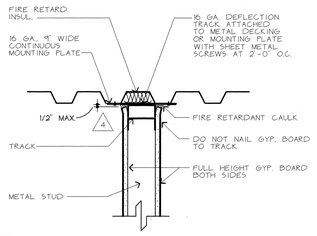

2 / A2.1 1 HOUR SMOKE PARTITION
SCALE: 1-1/2" = 1'-0"
D-05032012 04/30/1992 - 15:41

RECORD DRAWINGS

Revision to drawing(s) indicates conditions based on information furnished by the construction contractor. The Architect/Engineer assumes no responsibility for the accuracy or completeness of this information.

FLOOR PLAN

Scale: 1/8" = 1'-0"

REV	DATE	ACTION	DESCRIPTION	BY	APVD
				KLH	
2	/13/93		C.O. 4 INFECTIOUS WASTE STORAGE	KLH	
2	/13/93		C.O. 4 PROVIDE DOCK RAMP	KLH	
1	/13/93		DELETE OPTION 1	KLH	

TAOS PUEBLO
P.O. BOX 1846 TAOS, NEW MEXICO 87571

TAOS HEALTH CENTER
Taos, New Mexico

DEPARTMENT OF HEALTH & HUMAN SERVICES USA

FLOOR PLAN

PROJECT NUMBER | Scale 1/8"=1' | Date 5/8/92 | Drwn. JNY | Chkd. TJB | Aprvd.

A2.1

SH. 5 OF 23

LOUIS L. WELLER, ARCHITECTS, PC
401-D ALVARADO DR. SE
ALBUQUERQUE, NEW MEXICO 87108 PHONE (505) 255-8270