REQUEST FOR QUOTATION
(THIS IS NOT AN ORDER)

THIS RFQ [X] IS [ ] IS NOT A SMALL BUSINESS SET-ASIDE

1. REQUEST NUMBER	2. DATE ISSUED	3. REQUISITION/PURCHASE REQUEST NUMBER	4. CERT. FOR NAT. DEF. UNDER BDSA REG. 2 AND/OR DMS REG. 1	RATING
140PS126Q0016	06/22/2026			

5a. ISSUED BY DOI, NPS ConOps Strategic
Business Services Contracting Division
1849 C Street MS2719
Washington DC 20240

6. DELIVER BY *(Date)*: Multiple

7. DELIVERY: [X] FOB DESTINATION [ ] OTHER *(See Schedule)*

5b. FOR INFORMATION CALL *(NO COLLECT CALLS)*

NAME	TELEPHONE NUMBER	
	AREA CODE	NUMBER
Rebecca Hayes	703	787-1589

8. TO:

a. NAME	b. COMPANY

c. STREET ADDRESS

d. CITY	e. STATE	f. ZIP CODE

9. DESTINATION

a. NAME OF CONSIGNEE

b. STREET ADDRESS

c. CITY

d. STATE	e. ZIP CODE

10. PLEASE FURNISH QUOTATIONS TO THE ISSUING OFFICE IN BLOCK 5a ON OR BEFORE CLOSE OF BUSINESS *(Date)*: 07/23/2026 1200 ED

IMPORTANT: This is a request for information and quotations furnished are not offers. If you are unable to quote, please so indicate on this form and return it to the address in Block 5a. This request does not commit the Government to pay any costs incurred in the preparation of the submission of this quotation or to contract for supplies or service. Supplies are of domestic origin unless otherwise indicated by quoter. Any representations and/or certifications attached to this Request for Quotation must be completed by the quoter.

11. SCHEDULE *(Include applicable Federal, State and local taxes)*

ITEM NUMBER (a)	SUPPLIES/SERVICES (b)	QUANTITY (c)	UNIT (d)	UNIT PRICE (e)	AMOUNT (f)
	The United States Department of the Interior, on behalf of behalf of the National Park Service (NPS) anticipates awarding a Firm Fixed Price (FFP) Purchase Order for a Fishing Vessel and Trailer. The applicable North American Industry Classification System (NAICS) code is 336612 - Boat Building. The applicable Product Service Code (PSC) is 1920 - Fishing Vessels.				

12. DISCOUNT FOR PROMPT PAYMENT	a. 10 CALENDAR DAYS (%)	b. 20 CALENDAR DAYS (%)	c. 30 CALENDAR DAYS (%)	d. CALENDAR DAYS NUMBER	d. CALENDAR DAYS PERCENTAGE

NOTE: Additional provisions and representations [ ] are [ ] are not attached.

13. NAME AND ADDRESS OF QUOTER	14. SIGNATURE OF PERSON AUTHORIZED TO SIGN QUOTATION	15. DATE OF QUOTATION
a. NAME OF QUOTER		
b. STREET ADDRESS	16. SIGNER	
	a. NAME *(Type or print)*	b. TELEPHONE AREA CODE
c. COUNTY		
d. CITY / e. STATE / f. ZIP CODE	c. TITLE *(Type or print)*	NUMBER

SYNOPSIS:

PLEASE READ CAREFULLY: This is a combined synopsis/solicitation for commercial products or commercial services prepared in accordance with Revolutionary FAR Overhaul (RFO) Part 12. This announcement constitutes the only solicitation. Offers are being requested and a separate written solicitation will not be issued. Accordingly, the Government will utilize simplified procedures for soliciting competition, evaluation, award documentation and notifications that comply with RFO Part 12.

Solicitation number 140PS126Q0016 is issued as a *request for quote (RFQ).* The United States Department of the Interior, on behalf of behalf of the National Park Service (NPS) anticipates awarding a Firm-Fixed-Price (FFP) Purchase Order for a Fishing Vessel and trailer. The applicable North American Industry Classification System (NAICS) code is 336612 – Boat Building. The applicable Product Service Code (PSC) is 1920 – Fishing Vessels. ***Due to the limited seasonal requirements for Yellowstone National Park and the Research team the purchase and delivery of the marine vessel shall be no later than 12 months from the date of award.***

Add as required in FAR 12.202(b)(1)(i): This acquisition *is* set-aside for small business concerns. This solicitation incorporates provisions and clauses by reference. The full text of provisions and clauses may be accessed electronically at www.acquisition.gov and FAR Overhaul - FAR Part Deviation Guidance | Acquisition.GOV.

All potential Offerors must be registered in the System for Award Management (SAM) (www.sam.gov) in order to receive Government contracts.

The point of contact for this procurement is Rebecca Hayes, Contracting Officer, Department of the Interior, Office of Acquisition and Property Management, BSEE/BOEM Programs, 45600 Woodland Rd., Sterling, VA 20166. Email: rebecca_hayes@ios.doi.gov

Responses to this solicitation must be submitted electronically via email to rebecca_hayes@ios.doi.gov no later than the closing date and time referenced in the solicitation. All email correspondence must reference "RFQ No. 140PS126Q0016" in the subject line.

The RFQ includes the following attachments: Section 1- Pricing, Section 2-Statement of Work, Section 3-Terms and Conditions, Section 4- Proposal Preparation Instructions, Section 5-Evaluation of Proposals, and Section 6- Attachments.

SECTION 1
PRICING

1.1 GENERAL

This acquisition is being conducted in accordance with FAR Part 12 – Acquisition of Commercial Products and Commercial Services as specified in the Federal Acquisition Regulation (FAR) Overhaul.

The United States Department of the Interior, on behalf of behalf of the National Park Service (NPS) anticipates awarding a Firm-Fixed-Price (FFP) Purchase Order for a Fishing Vessel and trailer. The applicable North American Industry Classification System (NAICS) code is 336612 – Boat Building. The applicable Product Service Code (PSC) is 1920 – Fishing Vessels.

This solicitation is set aside for small businesses.

1.2 CONTRACT LINE ITEM NUMBER/PRICING

The specific details and descriptions of the resulting Delivery Order Contract Line Item Numbers (CLIN) are described as follows ***(Each Offeror shall provide information as part of its price quotation as follows)*:**

CLIN	DESCRIPTION	QTY	UNIT	CLIN FFP
00010	**Fishing Vessel**	**1**	**Each**	**$_____**
00020	**Trailer**	**1**	**Each**	**$_____**

TOTAL FFP: $ _____

SECTION 2
STATEMENT OF WORK

2.1 BACKGROUND

The National Park Service (NPS), Yellowstone National Park, carries out its mission to preserve unimpaired the natural and cultural resources of the park for the enjoyment, education, and inspiration of current and future generations. In support of this mission, NPS requires the acquisition of a new research fishing vessel and trailer to remove invasive fish populations and enable continued fulfillment of its responsibilities within Yellowstone's protected waters.

2.2 PURPOSE

The purpose of this acquisition is to purchase one (1) Research Work Boat – 34' Commander Series WorkSkiff (or Equal) and one (1) Fully welded, one-piece hot dip galvanized boat trailer Tuff Trailer Brand (or Equal).

2.3 REQUIREMENTS

The Contractor shall provide one (1) new, fully operational research work boat, herein referred to as a **34' Commander Series WorkSkiff (or equal) and trailer to be delivered within 12 months of date of award**. The vessel shall be purpose-built for commercial, industrial, and research operations and shall meet or exceed the following minimum specifications. The Contractor shall offer products that meet or exceed the minimum technical requirements detailed below.

2.3.1 Research Work Boat – 34' Commander Series WorkSkiff (or Equal)

The Contractor shall provide one (1) new, fully operational research work boat, herein referred to as a 34' Commander Series WorkSkiff (or equal). The vessel shall be purpose-built for commercial, industrial, and research operations and shall meet or exceed the following minimum specifications (see Attachment 1 – Mechanical CAD Drawing).

2.3.1.1 General Vessel Requirements

a. Vessel Type: Commercial-grade WorkSkiff / Utility Work Boat
b. Length Overall (LOA): Approximately 34 ft (± 2 ft)
c. Condition: New, unused
d. Model Year: 2025 or newer (vessel, power plant, and components)
e. Construction: Heavy-duty marine-grade aluminum
f. Design Standard: Proven commercial workboat platform suitable for research, transport, and utility operations

2.3.1.2 Minimum Work Boat Specifications

a. Hull Length: 34 ft

b. Beam (incl. rub rails): Approx. 11 ft
c. Dead Rise: 16 degrees
d. Propulsion: Twin 250 HP 4-stroke engines
e. Fuel Capacity: Single 250-gallon tank
f. Bottom Plate: 1/4" 5086-H116
g. Side Plate: 3/16" 5086-H116
h. Deck Plate: 3/16" 5052-H32

2.3.1.3 Hull Package

a. Mono hull design.
b. Engine well
c. Single tank fuel compartment(s) shall be sealed from the rest of the internal hull. Ventilation to the fuel compartment will follow USCG and ABYC specifications.
d. Bow eye – ¾" as required for trailering.
e. The bow of the boat shall be reinforced for the loads applied by the trailering bow eye.
f. Beaching plates from bow eyes to amidships.
g. Inspection hatches shall be installed to provide access to the deck machinery.
h. Half pipe welded at the gunwale shear polished to remove any sharp edges that can catch on a fishing net.
i. Main portion of the hull forward of the cabin is decked over.
j. Space at the bow for gasoline powered hydraulic pump.
k. Under deck compartment
a. Aft compartment – Freeman style hatch for under deck bilge access.
b. Mid deck 24 x 48 quick release hatch for under deck storage.
c. Forward deck 24 x 48 quick release hatch for underdeck bilge access.
d. Cabin deck 24 x 48 quick release hatch for under deck storage bilge access.
l. The hull shall incorporate a 6" wide gunwale at the cockpit and 12.75" around the pilot cabin P/S.
m. The hull structure shall also be adequate for loads applied during trailering and lifting with slings.
n. Watertight bulkheads shall be provided to meet stability requirements and shall be welded double continuous both sides to the hull & deck plating.

2.3.1.4 Hull Outfitting

a. One (1) 1/4" beaching wear plate shall be installed on the bow forefoot.
b. One (1) ¾" aluminum double pad-eye shall be welded on centerline of the bow.
c. 316 Series Stainless Steel fastening hardware shall be used throughout the vessel.
d. Welded pick-up pipe for the washdown pump. The top of the pipe shall be above the waterline. The pipe will be fitted with a stainless-steel shut-off valve.
e. Two (2) Open scuppers installed flush with the deck at the transom shall create a self-bailing main deck. Drains and scuppers shall be sized and installed in accordance with ABYC deck drainage requirements. And will have back flow flaps.
f. Two (2) each anode brackets shall be welded to the transom for 5.0 lb. magnesium anodes.
g. Six (6) ea. Aluminum cleats - 3 aluminum welded cleats per side (forward, amidships and aft). Amidships cleat shall be accessible from the forward or aft deck.

h. A bow aluminum welded thruster tunnel will be fitted to the hull according to manufacturer specifications.

2.3.1.5 Design & Construction Standards

a. ABYC / ABS standards apply; no additional specifications required

2.3.1.6 Intact Stability

a. ABYC / ABS standards apply; no additional specifications required

2.3.1.7 Welding Standards

a. The hull and superstructure shall be constructed of marine grade aluminum and MIG welded throughout.
b. All weld seams in the hull shall be welded 100%, both interior & exterior.
c. All welding shall be performed in accordance with American Welding Society D1.2-2003 procedures.
d. AWS certified.
e. All surface areas shall be shiny mill finish.

AWS D3.7:2004	Aluminum hull welding guide
ABS Shipbuilding & Repair	Hull structure quality during construction
UR W25 / IACS Rec. 70	Welding procedure qualification for aluminum hulls
MIL-STD-1689 / 0900-LP-060-4010	U.S. Navy aluminum hull fabrication & welding
MIL-STD-2035 / T9074-AS-GIB-010/271	NDT acceptance criteria

f. NDE qualifications and follow inspection and acceptance criteria from ABS or Navy standards. This ensures structural integrity, safety, and classification compliance

2.3.1.8 Deckhouse Arrangement

a. Helm will be located on the port side of the cabin.
b. Fully enclosed cabin approximately 72” x 90”.
c. Minimum 76” overhead clearance in open spaces and walkways.
d. The cabin shall extend to the sides with an 8-inch minimum gunwale walk around on the port and starboard sides.
e. Second station helm will be welded at the aft port side of the cabin.
f. Deckhouse floor shall be covered with non-skid coating.
g. Deckhouse dash, overhead and walls will be painted with gray Zolatone paint.
h. Acoustic and thermal insulation shall be provided behind the sheathing in the roof overhead.
i. Headliner will be carpeted.
j. Helm seat base shall have cutouts to provide storage.
k. Two (2) Cup holders shall be installed at the console.
l. Grab Bars shall be provided on port and starboard side of the house.

Grab hand holds shall be mounted along the length of the cabin ceiling on centerline running forward and aft.

2.3.1.9 Gill Net Lifter & Sorting Table

a. Kennebec marine Gill Net Lifter
   i. Gill net roller with mounting equipment
   ii. Stainless steel approach tray.
   iii. Sorting table with powder coating.
   iv. Hydraulic power pack, valves, hoses and connections for powering the gill net roller.

2.3.1.10 Seating

a. The operator's station shall be fitted with marine shock mitigating seat, have adjustable height, and the ability to swivel and slide.
b. Adjustable footrest
c. HO Bostrom Sierra T-580
d. Seating for six (6) passengers

2.3.1.11 Wireways

a. Wireways forward, aft, and within cabin

2.3.1.12 Windows & Doors

a. Windows shall be suitable for open water operation. Spacing between windows shall be minimized for best all-around visibility.
b. The two forward most side windows shall be slide opening (one port and one starboard, aft of the helm).
c. All remaining windows shall be fixed position.
d. All other windows will be rubber bushed.
e. Aft cabin door will be a sliding door, sliding to the starboard side.
f. The forward operator windows shall be fitted with heavy duty marine wipers.
g. The wipers shall sweep clear a minimum of 80% of the clear glass window area.
h. The wipers shall have no less than one (1) intermittent delay setting, as well as one (1) low and one (1) continuous speed setting.

2.3.1.13 Fuel System

a. One (1) ea. 250 gal. tank(s) shall be provided.
a. Fuel tank shall be built from 0.190” aluminum plate, pressure tested to 5 psi and bolted into hull framing using 316 stainless steel fasteners.
b. Fuel tanks shall be completely independent of the hull bottom, and the hull inboard and outboard sides.
c. Neoprene will be placed between the fuel tank and any hull structure.
d. The tanks shall be fitted with remote read out fuel gauge(s).
e. Fuel tank(s) shall be provided with a stripping port – 1-1/2” with ss plug.
f. The fuel system shall be designed and installed in accordance with ABYC requirements and satisfy the current EPA regulations for gasoline engine systems.
g. Fuel fill piping shall be sized to accommodate 1-1/2” ID nozzles.

h. Racor 490R fuel filter/water separators with priming pump(s) shall be installed with 10 Micron water separating filters. Filters shall be in an accessible position, above the deck sole. Fuel filters for each engine will be under deck in the lazarette locker.
i. A stainless-steel ball valve for fuel shut off shall be in the center rigging box at the transom for each fuel filter.
j. Fuel tank shall be built from 0.190" aluminum plate, pressure tested to 3 psi and bolted into hull framing using 316 stainless steel fasteners. Neoprene will be placed between the fuel tank and any hull structure.
k. One (1) Racor 490R fuel filter/water separators with priming pump(s) shall be installed complete with stainless steel shut off valves.
l. Fuel system shall comply with U.S. diurnal emission standards.

2.3.1.14 Propulsion & Steering

a. Sleipner Bow thruster with joystick on the dash.
b. Propulsion shall be provided by two 250 HP iST Honda 4-stroke outboard motors, one with counter rotating unit. All rigging shall be OEM components where possible. Installation of the motors must meet all manufacturer requirements such that the full warranty is obtained.

<u>Engine/ minimum requirements</u>

c. 4 Stroke SOHC 60-degree V6
d. Displacement; 219 cu/in
e. Bore and stroke; 35 x 3.8 inch
f. Full throttle RPM range; 5000 to 6000 rpm
g. Rated Power; 250 hp 5500rpm
h. Cooling system: Water cooled
i. Ignition system: Micro Computer programmed
j. Starting system; DC electric
k. Exhaust; Through Hub
l. Fuel Octane requirements; 86octane
m. Drive Gear Ratio; 2.00:1
n. Gear Shift; F-N-R
o. Alternator; 90 amps (60amps charging
p. Burn control Lean burn control for emission standards
q. Transom Height: 25 inches
r. Dry weight Not to exceed 645 pounds
s. Instrumentation shall be from the engine manufacturer, and arrangement shall include but not limited to the following:
    i. Tachometers
    ii. Voltmeters
    iii. Gas gauge(s) – analog on the dash
    iv. Hour meters
    v. Engine Temp
    vi. Water Pressure
    vii. Oil Pressure
    viii. Fuel Flow Scan Management with reset button
    ix. Hour Meter

t. Hydraulic steering with tilt helm and power assist provided.
u. Stainless steel steering wheel.

2.3.1.15 DC Electrical System:

a. Electrical system shall be 12vDC.
b. As-Built electrical drawings with corresponding wire labeling shall be provided.
c. All electrical cables shall be marine grade copper tinned boat cable and labeled for each circuit.
d. Cables should be routed in wire ways wherever possible. Wherever exposed to potential damage, cables shall be protected with chafe protection.
e. Install Government provided communications radio and antenna
f. 12v DC distribution 12 position C/B block will be in the cabin for:
    i. Bilge pumps
    ii. Navigation lights
    iii. Navigation gear
    iv. Engines
    v. DC Lighting –
    vi. Blower for bilge.
    vii. Blower for hydraulic engine compartment.
    viii. One (1) DC console outlets (cigarette lighter type) – One each at the operator and survey station
    ix. One (1) USB outlets with covers – One (1) at the operator station and three (3) at the survey station.
g. Weather Deck Switch panel will be located on the dash for one (1) for switchable components and one (1) each for the deck flood lights.
h. In-Dash 12 voltmeter.
i. Windshield wipers three (3) each.
j. Washdown pump and water strainer.
k. Bow and stern thruster powered with 12VDC batteries.
l. As-Built electrical drawings with corresponding wire labeling shall be provided.
m. Wiring shall be labeled for each circuit.
n. Electrical components to be energized with on/off switches where appropriate.
o. Automatic charge relay system to ensure the battery bank is charged evenly.
p. All electrical switches shall be of a heavy-duty type and properly insulated.
q. All electrical circuits shall be protected using thermal resettable circuit breakers.
r. Wire splice using butt splice with heat shrink or Deutsch connectors.
s. Battery cable to use heavy duty lugs.
t. Power post and bus bars used where applicable.
u. Ceiling mounted fans mounted at the operator and surveyor station.
v. Glass matte batteries (Optima) battery bank sized to electrical load requirement.
    i. A minimum one (1) starting battery for each engine.
    ii. One (1) for the house.
    iii. The batteries shall be sized for the propulsion motors' starting CCA.
    iv. CCA rating for above 32 degrees shall be used to size the batteries.
    v. Battery switches with "on-off-combine" capability provided.

vi. All batteries shall be charged with an individual Smart Charger AC battery charger. Charger output shall be no less than 30 amps.
vii. The charger shall sense all batteries condition and automatically switch from bulk charging mode to charge maintenance mode.
viii. A single point ground system should be used for each charging circuit on the vessel – BUS bar.
ix. The two engine starting batteries shall be charged by the propulsion motors in addition to the charger.
x. The engine starting batteries and house battery shall all be charged by the AC charger.

2.3.1.16 AC Electrical System

a. None

2.3.1.17 Bilge System

a. Each hull watertight compartment shall be provided with a self-priming 12VDC bilge pump
b. Bilge pumps shall be configured to allow both automatic and manual operation.
    i. 3 EA. Rule 2000 GPH bilge pumps.
    ii. The switch controls for each bilge pump shall be located at the operator's station.
    iii. The controls will be oriented relative to the positions of the bilges in the vessel.
    iv. The bilge pump overboard discharge lines shall be looped, with the loop extending as high as possible under the hull deck.
    v. Each bilge must have its own discharge plumbing and outlet.

2.3.1.18 Lighting

a. All Navigation lighting shall be in accordance with the USCG regulations.
b. The DC Lighting System - Six – (6) red/white LED cabin dome lights
c. Rigid brand D2 or equivalent series LED flood lights mounted on the cabin roof facing aft.

2.3.1.19 Safety Equipment

a. Mounted fire extinguisher

2.3.1.20 Paint, Graphics & Markings

a. Non-skid deck coating applied to all walking surfaces. (Color- 223 Gray) or aluminum treadplate
b. A U.S. Coast Guard rating placard shall be installed at the dash.
c. Apply Government provided decals (NPS Arrowheads on each side of the wheelhouse) and vessel name on each side of the bow: vessel name (RECOVERY)

2.3.1.21 Outfit Items

a. Zinc anodes - number and locations shall be as required for operation in accordance with

ABYC recommendations.

b. 316 stainless steel fasteners shall be used throughout the boat.
c. Locker will have stainless steel handle latches, 316 stainless steel hinges and neoprene hatch seal.

2.3.1.22 Navigation & Communication

a. Horn
b. Navigation lights
c. GPS antenna

2.3.2 Trailer Requirements (or equivalent)

The Contractor shall provide one (1) fully welded, one-piece, hot-dip galvanized boat trailer, Tuff Trailer brand or equal, meeting or exceeding the following minimum specifications:

a. Triple axel. (with aluminum diamond plate fenders)
b. Goose Neck
c. Bearing buddy bearing system all axles
d. Galvanized 17,200 lb. capacity.
e. Gooseneck.
f. Bow V block.
g. Spare tire and carrier.
h. DOT LED Light package. (Sealed marine quality LED lighting)
i. Electric over hydraulic brakes.
j. Disc brakes with Aluminum calipers, stainless steel pistons, stainless steel bushing and guide bolts and shall use a surge brake actuator. self-adjusting
k. Synthetic lines and brass fittings. Hoses and fittings shall be marked and tested per SAE and DOT specifications.
l. Surge brakes on all axles/Goose neck surge brake coupler
m. Zinc plated fasteners
n. Galvanized steel channel main frame
o. 3500 manual two speed winch with strap
p. Adjustable pivoting bunks with winch post
q. Load range E tires with a spare mounted rim and tire
r. Electrical Plug (7 blade RV style)

2.3.3 Vessel Trial

a. The vessel shall undergo builders' sea-trials to ensure proper functionality of all systems.
    i. At least the first two-hour manufacturer recommended engine break-in.
    ii. Speed.
    iii. Maneuverability.
    iv. Systems inspection and testing.
b. The builder shall document the sea-trial and provide performance data to the customer.

2.3.4 Service & Warranty

The Contractor shall provide a commercial-vessel warranty meeting the following minimum requirements:
Limited warranty: Commercial vessels only

Warranty

a. The Vessel's hull, while the vessel remains the property of the Buyer, (National Park Service Yellowstone) and under conditions of normal, prudent use and service, shall be free from structural failure due to manufacturing defects, for a period of ten (10) years from the vessel's actual date of build date or, of when the boat is placed into service.
b. Installation of the Vessel's component equipment that other companies manufactured (e.g., engine, windshield wipers, electronics, bilge pump, etc.) is free from installation workmanship defects for a period of one (1) year from the build date or of when the boat is placed into service.
c. Damage resulting from abuse, misuse, accidents, overloading, negligence, lack of proper maintenance, powering more than the recommended maximum horsepower, modification or alteration of the vessel or its component parts, including penetration of the hull by anyone other than original manufacture. or an approved manufacturer. repair facility, shall void this limited warranty.

2.3.5 Government-Provided Material

The Government (National Park Service, Yellowstone) shall provide the following items to the Contractor for installation:

a. NPS Communications Radio and antenna for awarded contractor to install in the Operators workstation
b. NPS Decals: 2 each Arrowheads decals and 2 each vessel name for the awarded contractor to install

SECTION 3
GENERAL TERMS & CONDITIONS

3.1 SCOPE / TYPE OF ORDER

This is a Firm Fixed Price (FFP) Delivery Order (DO) in accordance with FAR 12 for the delivery of one (1) Fishing Vessel and one (1) trailer.

3.2 DELIVERY REQUIREMENTS

3.2.1 Delivery Date / Period of Performance: Due to the limited seasonal requirements for Yellowstone National Park and the Research team the purchase and delivery of the marine vessel shall be no later than 12 months from the date of award.

3.2.2 Items: The items shall be delivered to the Contracting Officer's Representative (COR) at the address below:

National Park Service (NPS) receiving site at:
Yellowstone Lake
Yellowstone National Park
Wyoming, USA

3.2.3 General Delivery Requirements:

All components of this requirement—including the completed research vessel, fully compatible boat trailer, and all associated equipment—shall be delivered FOB Destination to the National Park Service (NPS) receiving site at Yellowstone Lake, Yellowstone National Park, Wyoming. The Contractor is responsible for all costs associated with transportation, handling, crating, protective packaging, and shipment of oversized or specialty marine equipment.

All deliveries shall fully comply with the receiving site's shipping, scheduling, and off-loading instructions. Shipments that do not meet the detailed delivery and receiving requirements may be refused. Any additional expenses incurred as a result of improper, incomplete, or non-compliant delivery—including redelivery, repackaging, storage fees, scheduling conflicts, or carrier surcharges—shall be the sole responsibility of the Contractor.

The Contractor shall ensure that the vessel and trailer are delivered together as a complete package, fully assembled, configured, and ready for inspection upon arrival. Delivery must occur no later than the contract-specified delivery date, consistent with the National Park Service's requirement for delivery of the vessel and trailer no later than 12 months from the date of award, as referenced in internal program and acquisition emails.

Any anticipated delivery delays, logistical issues, or changes to the scheduled delivery must be communicated in advance and receive written approval from the Contracting Officer prior to taking effect.

The Contractor shall provide all delivery documentation, including shipment confirmations, logistics coordination details, bills of lading, and carrier tracking information, to both the Contracting Officer's Representative (COR) and the designated Site Point of Contact prior to delivery. The Site Point of Contact is (TO BE ANNOUNCED AT TIME OF AWARD)

3.2.3 Delivery Instructions:

The Contractor shall coordinate delivery scheduling with the COR and Site Point of Contact to ensure appropriate personnel and equipment are available to receive the shipment. All documentation accompanying the vessel and trailer (including manuals, warranty documentation, certificates, and inspection/sea-trial reports) shall be provided at time of delivery.

3.3 CONTRACT ADMINISTRATION/GOVERNMENT POINTS OF CONTACT

3.3.1 The Contracting Officer is Rebecca Hayes.

Rebecca Hayes
U.S. Department of the Interior
Office of Acquisition and Property Management
45600 Woodland Road,
Sterling, VA 20166
Email: Rebecca_hayes@ios.doi.gov

3.3.2 The Contracting Officer's Representative will be announced at time of award. Copies of all correspondence shall be provided at the address below:

To Be Announced at Award
U.S. National Park Service
Native Fish Conservation Program
PO Box 168
Yellowstone National Park, WY 82190
Phone: TBD
Email: TBD

3.4 INVOICING REQUIREMENT

One (1) invoice shall be sent, after Government's acceptance of all deliverables; in accordance with the instructions provided in Section 3.4.1 below.

3.4.1 ELECTRONIC INVOICING AND PAYMENT REQUIREMENTS-INVOICE PROCESSING PLATFORM (IPP) (SEP 2017)

Payment requests must be submitted electronically through the U.S. Department of the Treasury's Invoice Processing Platform System (IPP).

"Payment request" means any request for contract financing payment or invoice payment by the

Contractor. To constitute a proper invoice, the payment request must comply with the requirements identified in the applicable Prompt Payment clause included in the contract, or the clause 52.212-4 Contract Terms and Conditions- Commercial Items included in commercial item contracts. The IPP website address is: https://www.ipp.gov.

Under this contract, the following documents are required to be submitted as an attachment to the IPP invoice:

Documentation required by FAR 32.905(b)

The Contractor must use the IPP website to register access and use IPP for submitting requests for payment. The Contractor Government Business Point of Contact (as listed in SAM) will receive enrollment instructions via email from the Federal Reserve Bank of Boston (FRBB) prior to the contract award date, but no more than 3 - *5* business days of the contract award date. Contractor assistance with enrollment can be obtained by contacting the IPP Production Helpdesk via email ippgroup@bos.frb.org or phone (866) 973-3131.

If the Contractor is unable to comply with the requirement to use IPP tor submitting invoices for payment, the Contractor must submit a waiver request in writing to the Contracting Officer with its proposal or quotation.

3.5 AVAILABILITY OF CLAUSES

3.5.1 Clauses Incorporated by Reference

In accordance with FAR 52.252-2, this solicitation incorporates one or more clauses by reference, with the same force and effect as if they were given in full text. The Contractor shall comply with these clauses unless the circumstances do not apply. Upon request, the Contracting Officer will make their full text available. The full text of a clause may be accessed electronically at https://www.acquisition.gov/far/.

The FAR Part 12 clauses are in accordance with the Revolutionary FAR Overhaul (RFO) Class Deviation for Part 12 and can be found: FAR Overhaul - Part 12 | Acquisition.GOV

Clause	Title	Date
52.203-6, Alt 1	Restrictions on Subcontractor Sales to the Government	JUN 2020
52.203-12	Limitation on Payments to Influence Certain Federal Transactions	JUN 2020
52.203-17	Contractor Employee Whistleblower Rights	NOV 2023
52.203-19	Prohibition on Requiring Certain Internal Confidentiality Agreements or Statements	JAN 2017
52.204-13	System for Award Management Maintenance	OCT 2018
52.204-19	Incorporation by Reference of Representations and	DEC 2014

	Certifications	
52.209-6	Protecting the Government's Interest When Subcontracting With Contractors Debarred, Suspended, Proposed for Debarment, or Voluntarily Excluded (Deviation)	MAR 2026
52.209-10	Prohibition on Contracting with Inverted Domestic (Deviation)	MAR 2026
52.212-4	Contract Terms and Conditions- Commercial Products and Commercial Services	NOV 2025
52.219-8	Utilization of Small Business Concerns (Deviation)	JAN 2026
52.222-3	Convict Labor	JUN 2003
52.222-19	Child Labor-Cooperation with Authorities and Remedies	MAR 2026
52.222-36	Equal Opportunity for Workers with Disabilities	JAN 2020
52.222-35	Equal Opportunity for Veterans	JUN 2020
52.222-50	Combating Trafficking in Persons	OCT 2025
52.222-90	Addressing DEI Discrimination by Federal Contractors	APR 2026
52.232-33	Payment by Electronic Funds Transfer – System for Award Management	OCT 2018
52.240-91	Security Prohibitions and Exclusions	MAR 2026
52.242-15	Stop Work Order	AUG 1989

3.6 FAR CLAUSES INCLUDED IN FULL TEXT

The following Federal Acquisition Regulation (FAR) clauses are included in full text. The Contractor shall comply with these clauses unless the circumstances do not apply.

3.6.1 FAR 52.219-6 Notice of Total Small Business Set-Aside (DEVIATION 2019-01)

Definition. Small business concern, as used in this clause, means a concern, including its affiliates, that is independently owned and operated, not dominant in the field of operation in which it is bidding on Government contracts, and qualified as a small business under the size standards in this solicitation.

(b)Applicability. This clause applies only to—
(1) Contracts that have been totally set aside or reserved for small business concerns; and (2) Orders set aside for small business concerns under multiple-award contracts as described in 8.405-5 and 16.505(b)(2)(i)(F).

(c) General.
(1) Offers are solicited only from small business concerns. Offers received from concerns that are

not small business concerns shall be considered nonresponsive and will be rejected.
(2) Any award resulting from this solicitation will be made to a small business concern.

(d) Agreement. A small business concern submitting an offer in its own name shall furnish, in performing the contract, only end items manufactured or produced by small business concerns in the United States or its outlying areas. If this procurement is processed under simplified acquisition procedures and the total amount of this contract does not exceed $25,000, a small business concern may furnish the product of any domestic firm. This paragraph does not apply to construction or service contracts.

(1) For a contract at or below the simplified acquisition threshold, a small business concern may provide the end item of any firm. For a contract exceeding the simplified acquisition threshold and the requirements of CAAC Letter 2019-01 Limitations on Subcontracting for Small Business Concerns Attachment 1 2 paragraphs (d)(1)(i) through (iii) of this clause have not been waived by SBA in accordance with 13 CFR 121.1204, a small business concern that provides an end item it did not manufacture, process, or produce, shall—

(i) Provide an end item that a small business has manufactured, processed, or produced in the United States or its outlying areas;
(ii) Be primarily engaged in the retail or wholesale trade and normally sell the type of item being supplied; and
(iii) Take ownership or possession of the item(s) with its personnel, equipment, or facilities in a manner consistent with industry practice; for example, providing storage, transportation, or delivery.

(2) Paragraph (d)(1) of this clause does not apply to construction or service contracts.

3.6.2 FAR 52.252-6 Authorized Deviations in Clauses. (Apr 1984)

(a) The use in this solicitation or contract of any Federal Acquisition Regulation (48 CFR Chapter 1) clause with an authorized deviation is indicated by the addition of “(DEVIATION)” after the date of the clause.

(b) The use in this solicitation or contract of any Federal Acquisition Regulation (FAR) clause with an authorized deviation is indicated by the addition of “(DEVIATION)” after the name of the regulation.

3.7 DEPARTMENT OF THE INTERIOR ACQUISITION REGULATIONS (DIAR) 1452.201-70 – AUTHORITIES AND DELEGATIONS (SEP 2011)

(a) The Contracting Officer is the only individual authorized to enter into or terminate this contract, modify any term or condition of this contract, waive any requirement of this contract, or accept nonconforming work.

(b) The Contracting Officer will designate a Contracting Officer's Representative (COR) at time of award. The COR will be responsible for technical monitoring of the contractor's performance and

deliveries. The COR will be appointed in writing, and a copy of the appointment will be furnished to the Contractor. Changes to this delegation will be made by written changes to the existing appointment or by issuance of a new appointment.

(c) The COR is not authorized to perform, formally or informally, any of the following actions:

(1) Promise, award, agree to award, or execute any contract, contract modification, or notice of intent that changes or may change this contract;
(2) Waive or agree to modification of the delivery schedule;
(3) Make any final decision on any contract matter subject to the Disputes Clause;
(4) Terminate, for any reason, the Contractor's right to proceed;
(5) Obligate in any way, the payment of money by the Government.

(d) The Contractor shall comply with the written or oral direction of the Contracting Officer or authorized representative(s) acting within the scope and authority of the appointment memorandum. The Contractor need not proceed with direction that it considers to have been issued without proper authority. The Contractor shall notify the Contracting Officer in writing, with as much detail as possible, when the COR has taken an action or has issued direction (written or oral) that the Contractor considers to exceed the COR's appointment, within 3 days of the occurrence. Unless otherwise provided in this contract, the Contractor assumes all costs, risks, liabilities, and consequences of performing any work it is directed to perform that falls within any of the categories defined in paragraph (c) prior to receipt of the Contracting Officer's response issued under paragraph (e) of this clause.

(e) The Contracting Officer shall respond in writing within 30 days to any notice made under paragraph (d) of this clause. A failure of the parties to agree upon the nature of a direction, or upon the contract action to be taken with respect thereto, shall be subject to the provisions of the Disputes clause of this contract.

(f) The Contractor shall provide copies of all correspondence to the Contracting Officer and the COR.

(g) Any action(s) taken by the Contractor, in response to any direction given by any person acting on behalf of the Government or any Government official other than the Contracting Officer or the COR acting within his or her appointment, shall be at the Contractor's risk.

3.8 NOTICE REGARDING LATE/DELAYED PERFORMANCE

a) In the event the Contractor anticipates difficulty in meeting performance requirements, or when it anticipates difficulty in complying with any requirements, or whenever the Contractor has knowledge that any actual or potential situation is delaying or threatens to delay the timely performance of this effort, the Contractor shall immediately notify in writing the CO and COR, giving pertinent details, provided this data shall be informational only in character and that this provision shall not be construed as a waiver by the DOI of any requirements, or date or any rights or remedies provided by law under this task order.

3.9 CONTRACTORS TECHNICAL QUOTATION

The Contractor's technical quotation may be incorporated by reference into the resulting delivery order. In the event of inconsistencies, discrepancies or/and conflicts between the terms and conditions of the resulting delivery order and the contractor's technical quotation, the terms and conditions of the resulting delivery shall take precedence.

SECTION 4
QUOTATION PREPARATION INSTRUCTIONS

NOTICE: *The failure to submit any of the information requested in this RFQ may lead to the rejection of your quotation without further consideration.*

4.1 INSTRUCTIONS FOR DELIVERY OF QUOTATIONS

Quotations in response to this RFQ shall be submitted via email to Rebeca Hayes at rebecca_hayes@ios.doi.gov no later than 12:00 P.M. Eastern Time, on July 01, 2026.

4.2 SUBMISSION OF QUESTIONS

Any questions regarding this RFQ must be emailed to rebecca_hayes@ios.doi.gov **no later than 12:00 P.M. Eastern Time, July 01, 2026.** You must include the Request for Quote number (140PS126Q0016) in the email subject line. Please be advised that questions and/or comments may not be protected as proprietary, and the Government reserves the right to transmit those questions and answers of a common interest to all prospective Offerors. PHONE CALLS ARE STRONGLY DISCOURAGED.

4.3 QUOTATION DUE DATE

Quotations shall be must be emailed to rebecca_hayes@ios.doi.gov **no later than 12:00 P.M. Eastern Time, July 23, 2026,** to be considered for award. Be advised that it is the Offeror's responsibility to ensure that its response is sent by the specified quotations due date and time. Any responses or submissions received after the specified quotations due date and time may NOT be considered for award.

4.4 QUOTATION INSTRUCTIONS

This RFQ does not obligate the Government to issue or award a contract. The Government is not responsible for any costs incurred in preparing or submitting a response. Contractors may participate by submitting a quotation in accordance with these instructions.

4.4.1 Technical/Price Quotations

The Offeror shall submit a quotation that meets or exceeds the technical requirements and quantities identified in **Section 2: Specifications**, and shall provide pricing in accordance with **Section 1.2: Contract Line Item Number/Pricing**. The quotation shall remain valid for **60 days** from the quotation due date.

Offerors must submit information that clearly demonstrates that the proposed items comply with all solicitation requirements, including no later than 12 months from the date of award **delivery requirement**. Documentation shall be provided to verify that the items meet the physical, functional, and performance characteristics specified in Section 2, along with any other supporting materials needed to confirm capability.

Failure to submit any required information may result in rejection of the quotation without further discussion.

The Offeror shall provide a pricing structure compliant with Section 1.2 and a technical quotation demonstrating the ability to meet the requirements of Section 2. Pricing shall be based on open market pricing, inclusive of any available discounts.

The Offeror is required to **sign, date, and return the SF 18** with the quotation.

4.4.2 Assumptions, Conditions and/or Exceptions

An Offeror shall highlight any of its assumptions, conditions or/and exceptions to clauses, provisions or/and requirements that conflict with this RFQ. This information will be reviewed by the Government. Any terms and conditions or conflicting information that is considered unacceptable by the Government and cannot be resolved may result in the Offeror being removed from consideration. If an Offeror's assumptions, conditions or/and exceptions to clauses, provisions or/and requirements conflict with this RFQ and are NOT noted in a separately titled section of the Offeror's quotation, then it will be assumed that the Offeror proposes no assumptions, conditions or/and exceptions to clauses, provisions or/and requirements. Therefore, it will be assumed that the Offeror agrees to comply with all of the terms and conditions as set forth herein in this RFQ. It is not the responsibility of the Government to seek out and identify assumptions, conditions or/and exceptions to clauses, provisions or/and requirements that are buried within the Offeror's quotation.

4.5 FAR 52.252-1 – SOLICITATION PROVISIONS INCORPORATED BY REFERENCE (FEB 1998)

This solicitation incorporates one or more solicitation provisions by reference, with the same force and effect as if they were given in full text. Upon request, the Contracting Officer will make their full text available. The Quoter is cautioned that the listed provisions may include blocks that must be completed by the Quoter and submitted with its quotation or offer. In lieu of submitting the full text of those provisions, the Quoter may identify the provision by paragraph identifier and provide the appropriate information with its quotation or offer. Also, the full text of a solicitation provision may be accessed electronically at this address: https://www.acquisition.gov/far/.

The FAR Part 12 provisions are in accordance with the Revolutionary FAR Overhaul (RFO) Class Deviation for Part 12 and can be found: FAR Overhaul - Part 12 | Acquisition.GOV

Provision	Title	Date
52.203-11	Certification and Disclosure Regarding Payments to Influence Certain Federal Transactions	SEP 2024
52.203-18	Prohibition on Contracting with Entities that Require Certain Internal Confidentiality Agreements or Statements--Representation	JAN 2017
52.204-7	System for Award Management	NOV 2025
52.204-22	Alternative Line Item Proposal	JAN 2017
52.209-2	Prohibition on Contracting with Inverted Domestic Corporations-Representation	NOV 2025
52.209-5	Certification Regarding Responsibility Matters	NOV 2025
52.209-11	Representation by Corporations Regarding Delinquent Tax Liability or a Felony Conviction under any Federal Law	NOV 2025
52.209-12	Certification Regarding Tax Matters	OCT 2025
52.212-1	Instructions to Quoters-Commercial Items	NOV 2025
52.212-2	Evaluation—Commercial Products and Commercial Services.	APR 2026

SECTION 5
EVALUATION OF QUOTATIONS

5.1 GENERAL INSTRUCTIONS

The quote shall be prepared and submitted in accordance with the instructions contained in Section 4 of this RFQ.

5.2 BASIS FOR AWARD

The government may award an order resulting from this RFQ to the responsible quoter whose quote conforming to all terms herein will be most advantageous to the government, price and other factors considered. The following factors shall be used to evaluate offers – lowest price technically acceptable.

A responsive, technically acceptable quote is one that complies with all RFQ requirements. To establish adequate competition, the Bureau will evaluate at least the two lowest-priced quotes to determine whether at least two technically acceptable quotes have been received. The Bureau will begin by evaluating the lowest-priced quote for technical acceptability. If the lowest-priced quote is determined technically acceptable, the Bureau will then evaluate the next lowest-priced quote to determine whether it is also technically acceptable.

If both quotes are determined technically acceptable, award may be made to the lowest-priced technically acceptable quoter without further evaluation. If the lowest-priced quote is unacceptable, the Bureau will proceed to evaluate the next lowest-priced quote, and so on, until the Bureau either identifies at least two technically acceptable quotes or determines that additional evaluation would not be in the Government's best interest.

A written notice of award or acceptance of a quote, mailed or otherwise furnished to the successful quoter within the time for acceptance specified in the quote, shall result in a binding order without further action by either party. Before the quote's specified expiration time, the government may accept a quote (or part of one), whether or not there are negotiations after its receipt, unless a written notice of withdrawal is received before award.

5.3 EVALUATION CRITERIA

To be considered technically acceptable the following criteria's will be evaluated:

- Meets or exceeds the technical requirements of Sections 2.3 with the lowest price technically acceptable.

5.3.1 FAR 52.212-2 EVALUATION – COMMERCIAL PRODUCTS AND COMMERICAL SERVICES (NOV 2025)

(a) Evaluation factors. The Government will award a contract resulting from this solicitation to the responsible Offeror whose offer conforming to the solicitation will be most advantageous to the

Government, price and other factors considered. The following factors will be used to evaluate offers:

a. The Government will evaluate the technical acceptability of the quote meeting the statement of work requirements. A price reasonableness determination will be made to determine if the proposed price is reasonable. The determination will be made by comparing the prices to commercial price lists as well as utilizing other price analysis techniques.

(b) Options. The Government will evaluate offers for award purposes by adding the total price for all options to the total price for the basic requirement. The Government may determine that an offer is unacceptable if the option prices are significantly unbalanced. The evaluation of options does not obligate the Government to exercise the option(s).

(c) Notice of award. A written notice of award or acceptance of an offer furnished to the successful Offeror within the time for acceptance specified in the offer, shall result in a binding contract without further action by either party. Before the offer's specified expiration time, the Government may accept an offer (or part of an offer), whether or not there are negotiations after its receipt, unless a written notice of withdrawal is received before award.

5.4 AWARD

A written notice of award or acceptance of an offer, mailed or otherwise furnished to the successful offeror within the time for acceptance specified in the offer, shall result in a binding contract without further action by either party. Before the offer's specified expiration time, the Government may accept an offer (or part of an offer), whether or not there are negotiations after unless a written notice of withdrawal is received before award.

Section 6
Attachment

Description	Pages
Mechanical CAD Drawing	9

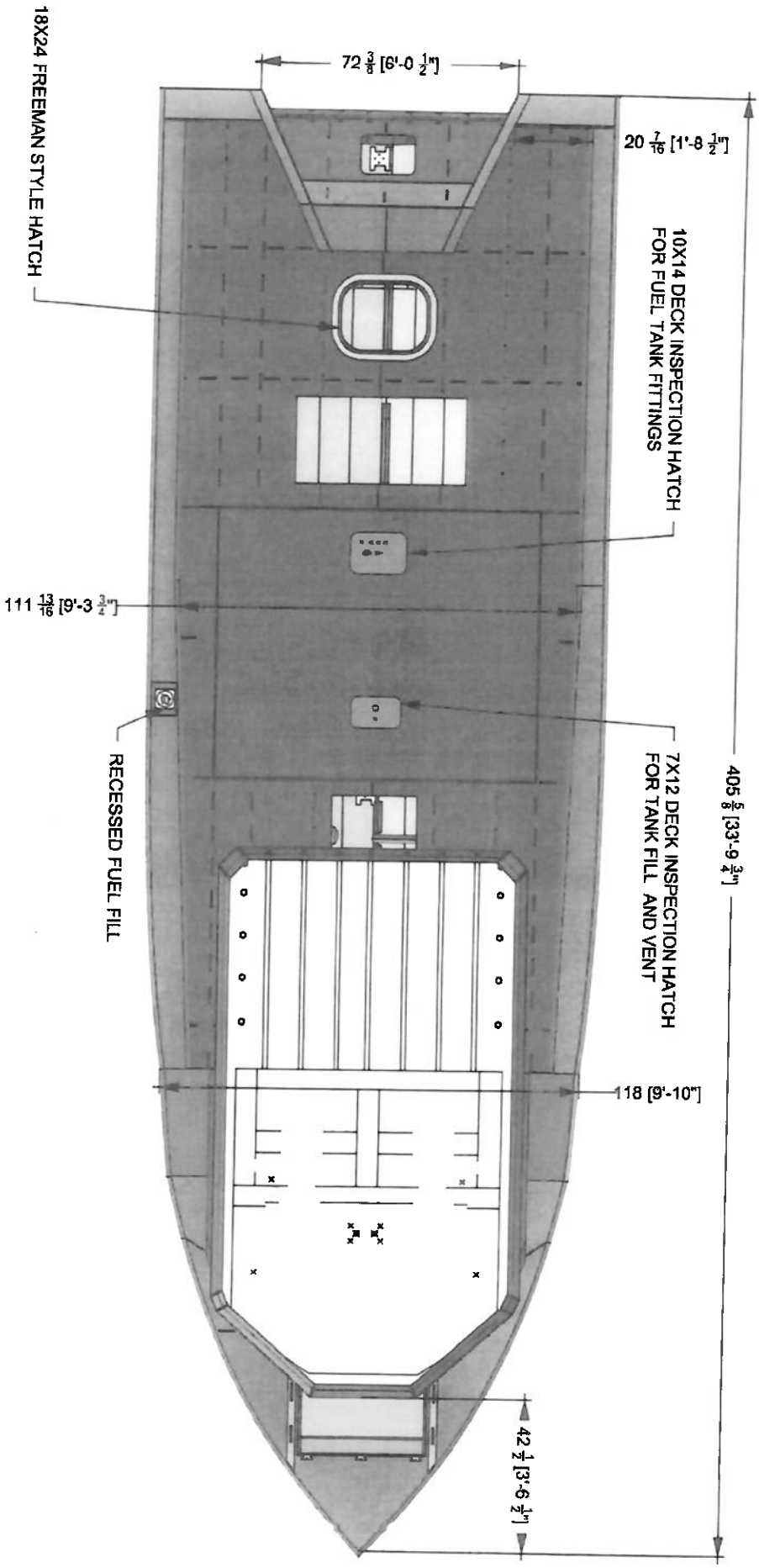
72 3/8 [6'-0 1/2"]
20 7/16 [1'-8 1/2"]
405 5/8 [33'-9 3/4"]
42 1/2 [3'-6 1/2"]
118 [9'-10"]
7X12 DECK INSPECTION HATCH
FOR TANK FILL AND VENT
10X14 DECK INSPECTION HATCH
FOR FUEL TANK FITTINGS
111 13/16 [9'-3 3/4"]
RECESSED FUEL FILL
18X24 FREEMAN STYLE HATCH

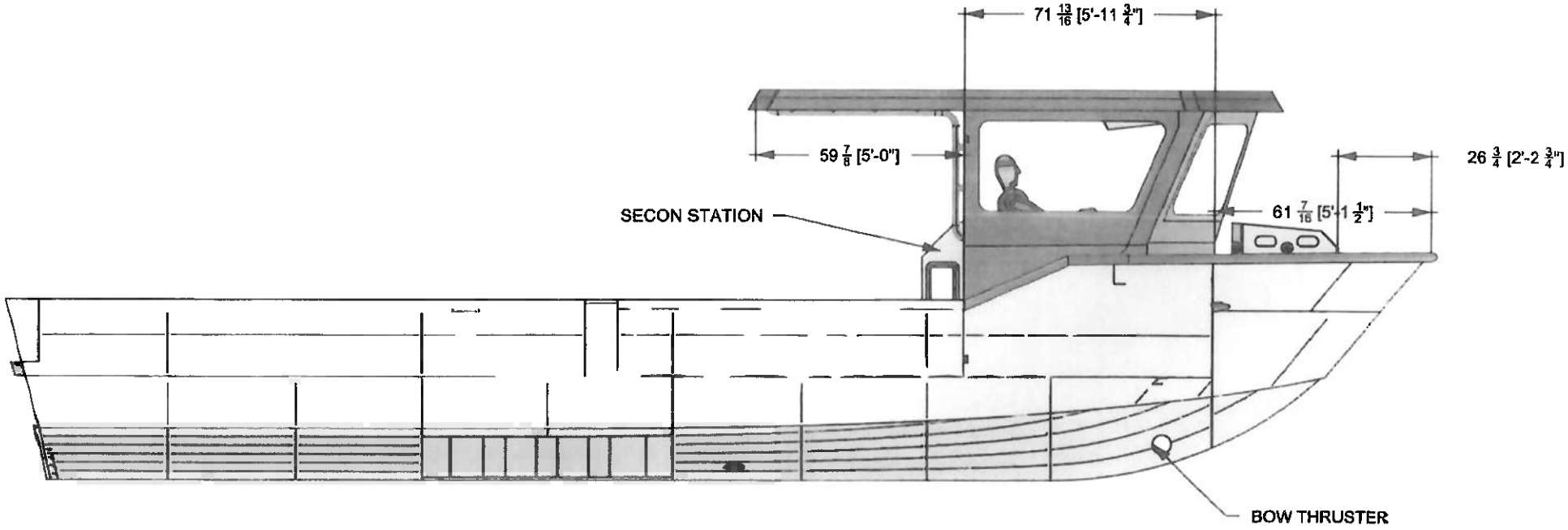
71 13/16 [5'-11 3/4"]
59 7/8 [5'-0"]
26 3/4 [2'-2 3/4"]
61 7/16 [5'-1 1/2"]
SECON STATION
BOW THRUSTER

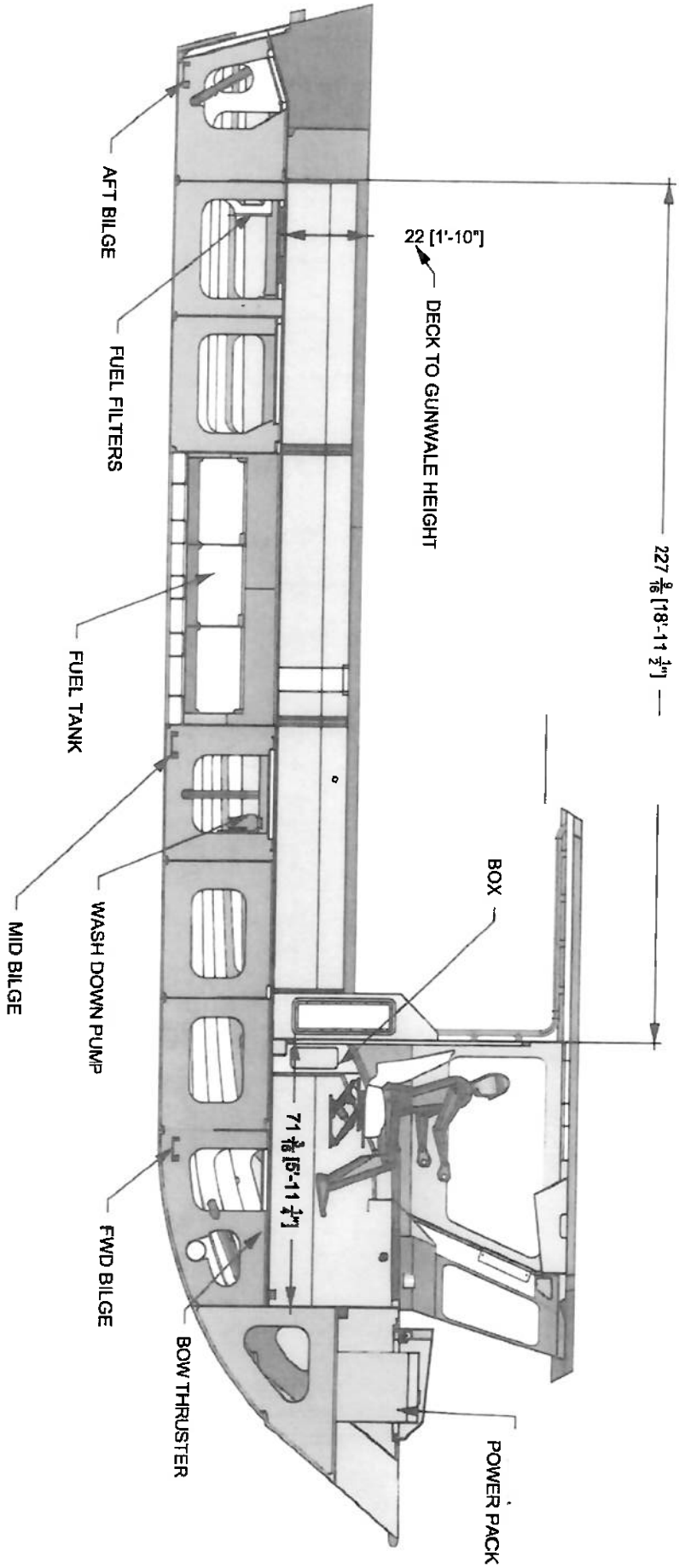
227 9/16 [18'-11 1/2"]
22 [1'-10"]
DECK TO GUNWALE HEIGHT
AFT BILGE
FUEL FILTERS
FUEL TANK
MID BILGE
WASH DOWN PUMP
BOX
71 3/16 [5'-11 1/4"]
FWD BILGE
BOW THRUSTER
POWER PACK

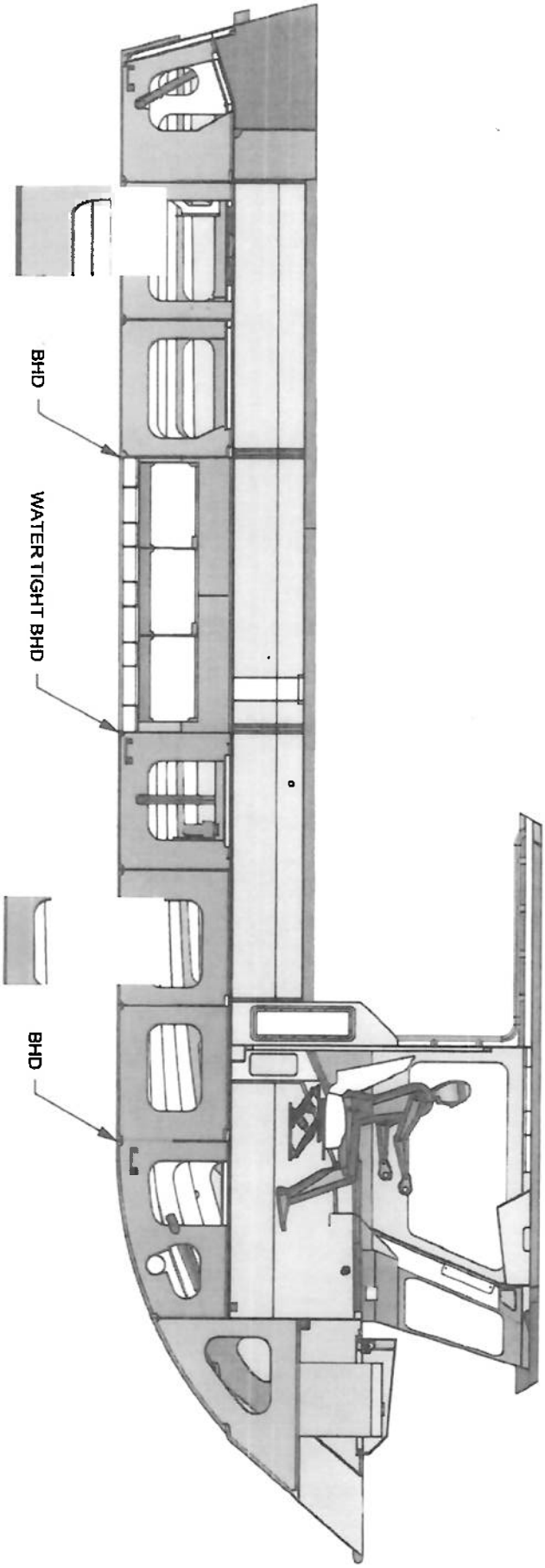
BHD
WATER TIGHT BHD
BHD

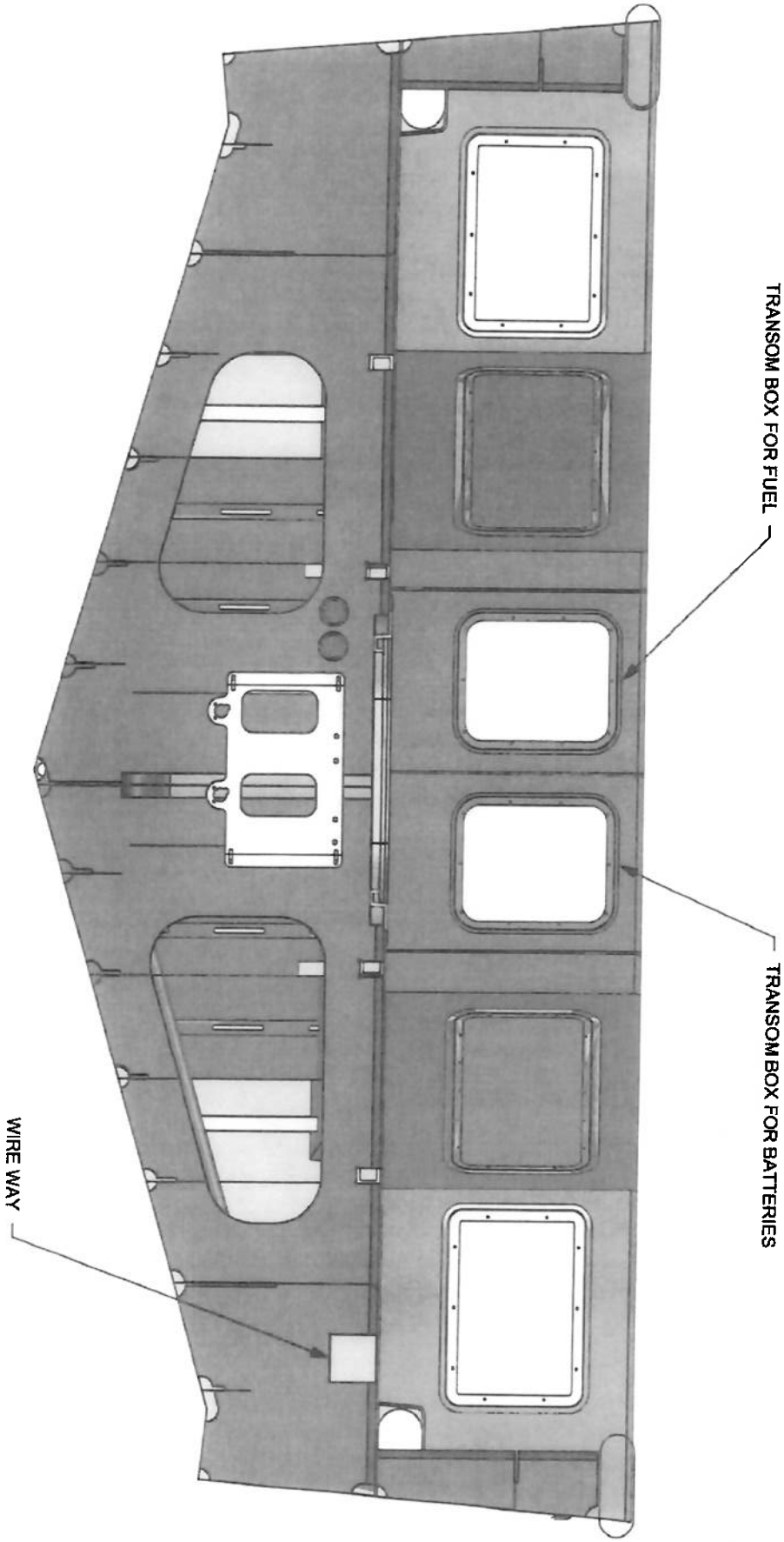
TRANSOM BOX FOR FUEL
TRANSOM BOX FOR BATTERIES
WIRE WAY

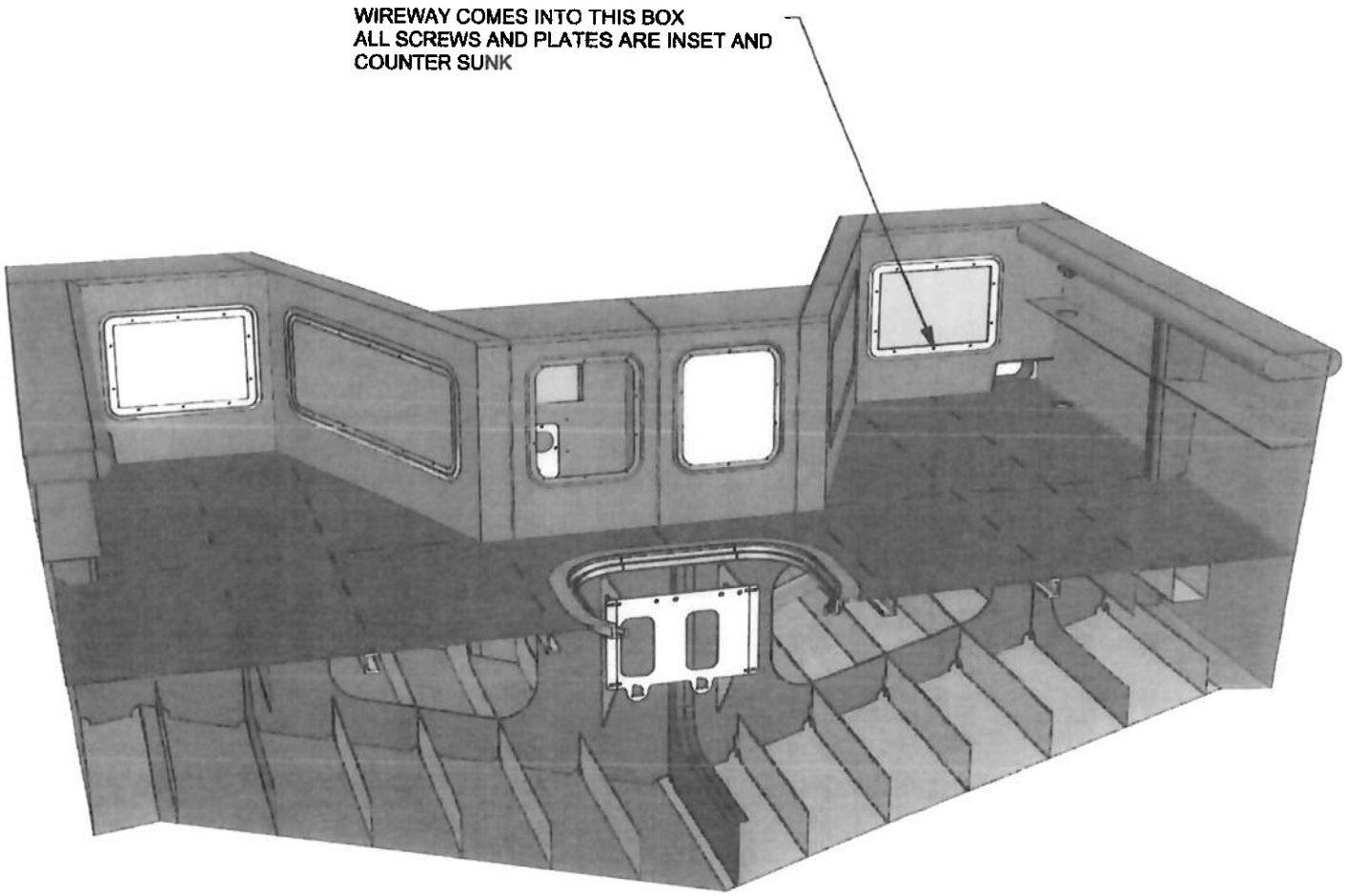
WIREWAY COMES INTO THIS BOX
ALL SCREWS AND PLATES ARE INSET AND
COUNTER SUNK

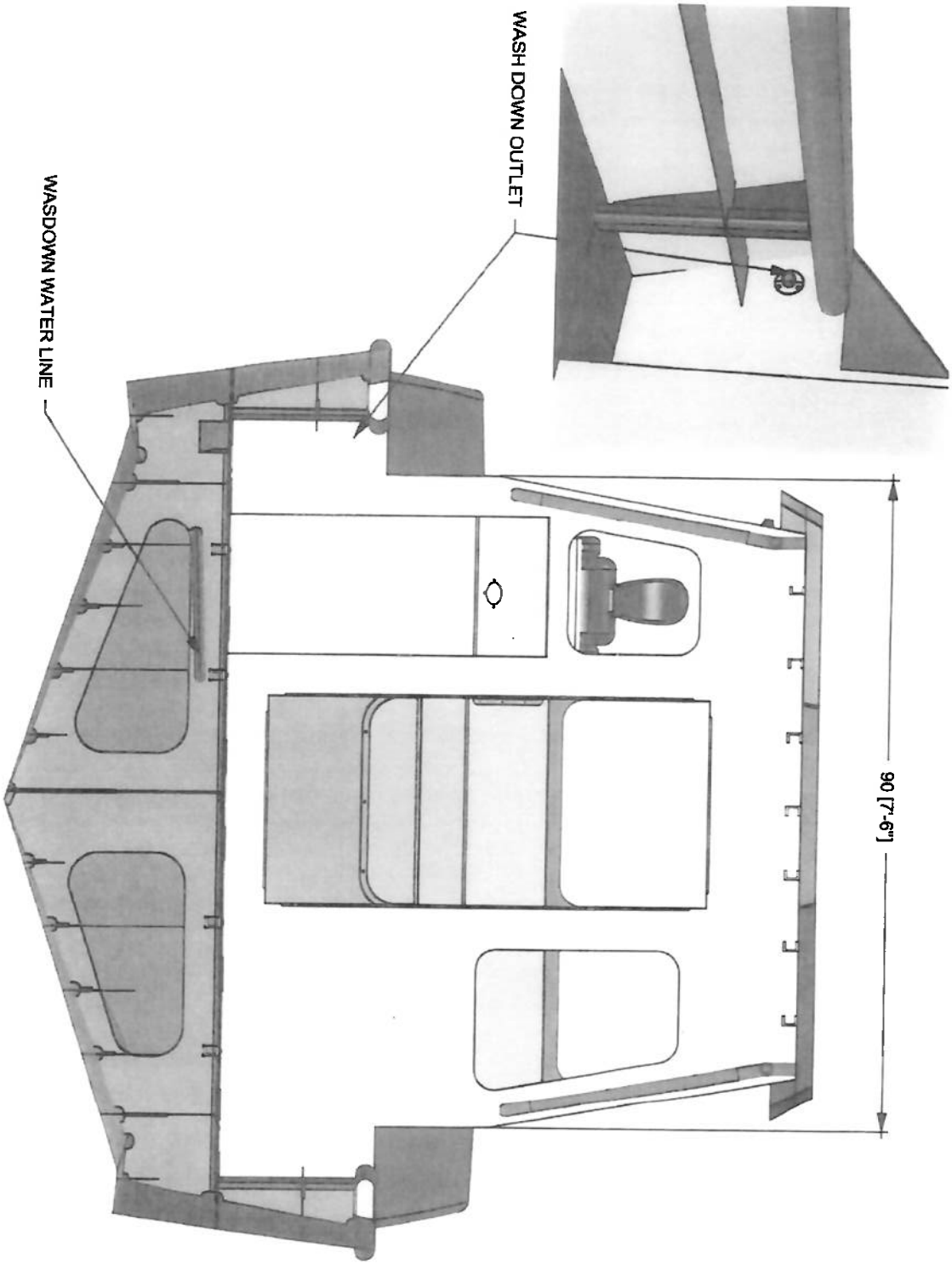
WASH DOWN OUTLET
WASDOWN WATER LINE
90 [7'-6"]

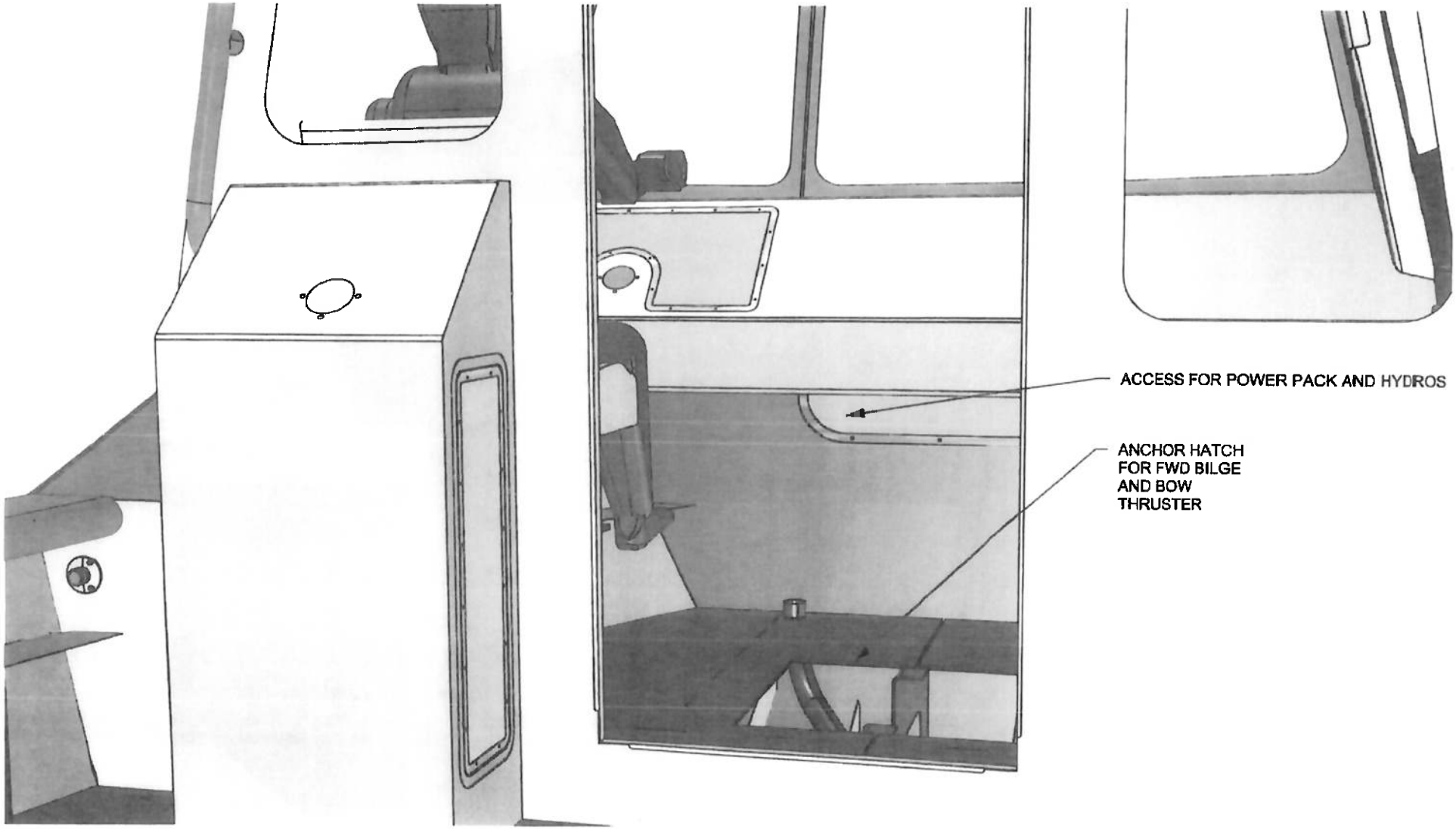
ACCESS FOR POWER PACK AND HYDROS
ANCHOR HATCH
FOR FWD BILGE
AND BOW
THRUSTER
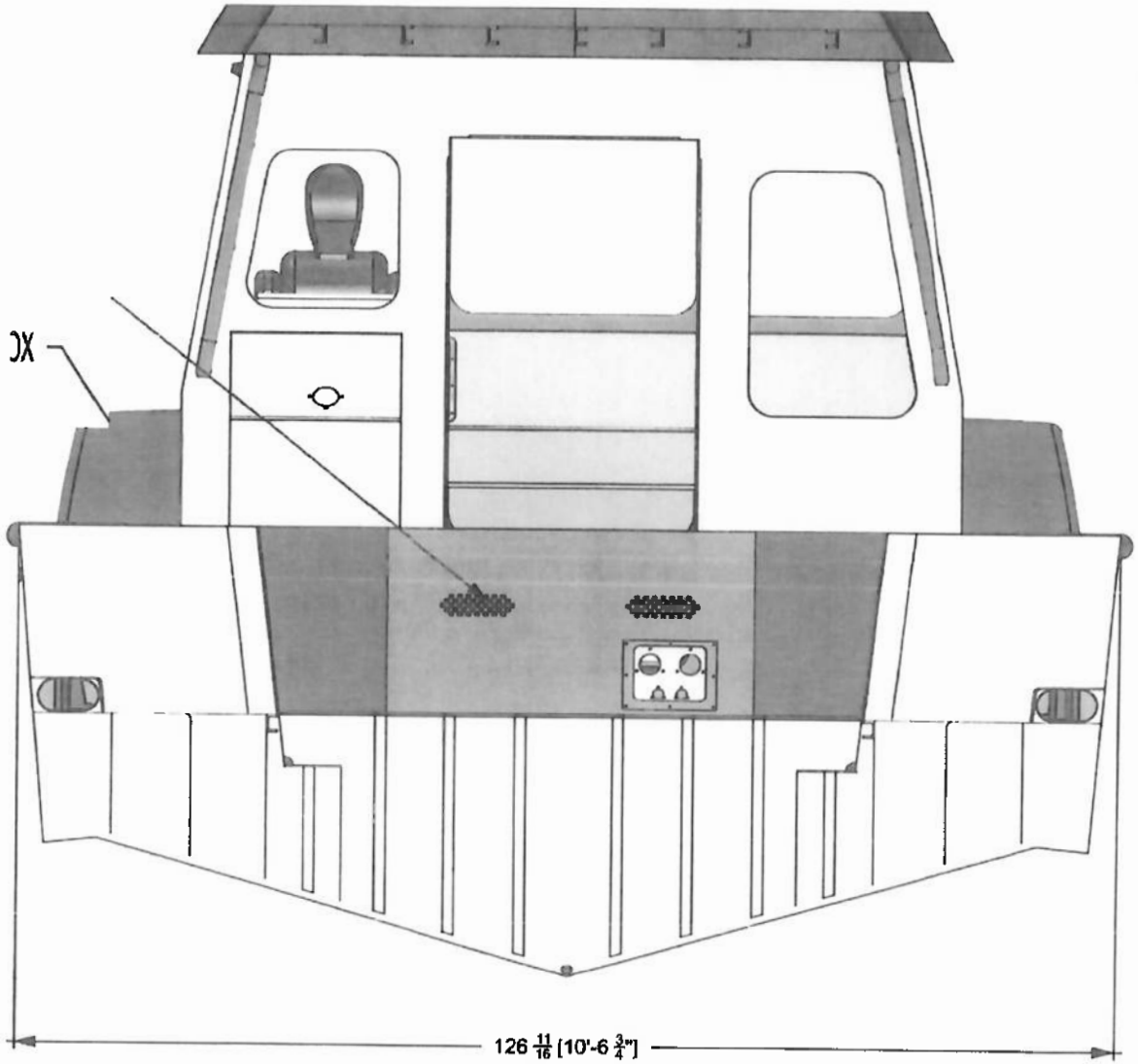
VENTS