# REPAIR KITCHEN FLOORING, B334

## PROJECT NUMBER: JCGU 25-7007

**CONSTRUCTION DOCUMENTS: ISSUED 4 DECEMBER, 2025**

**GOODFELLOW AFB**

**4368 S CHADBOURNE**

**SAN ANGELO, TX 76908**

## DRAWING INDEX


| | |
|---|---|
| **GENERAL** | |
| G-001 | COVER SHEET |
| G-002 | GENERAL INFORMATION 1 |
| G-003 | GENERAL INFORMATION 2 |
| G-004 | PHASING PLAN |
| **ARCHITECTURAL** | |
| AD-101 | DEMOLITION AND NEW FLOORPLAN |
| Q-101 | EQUIPMENT PLAN |
| **PLUMBING** | |
| P-101 | DEMOLITION PLAN |


TRUE NORTH

MAG DEC

MAGNETIC DECLINATION: 5° 18' EAST (2020)
ANNUAL RATE OF CHANGE: 6' WEST/YEAR

SOURCE: https://www.ngdc.noaa.gov/geomag-web/#declination

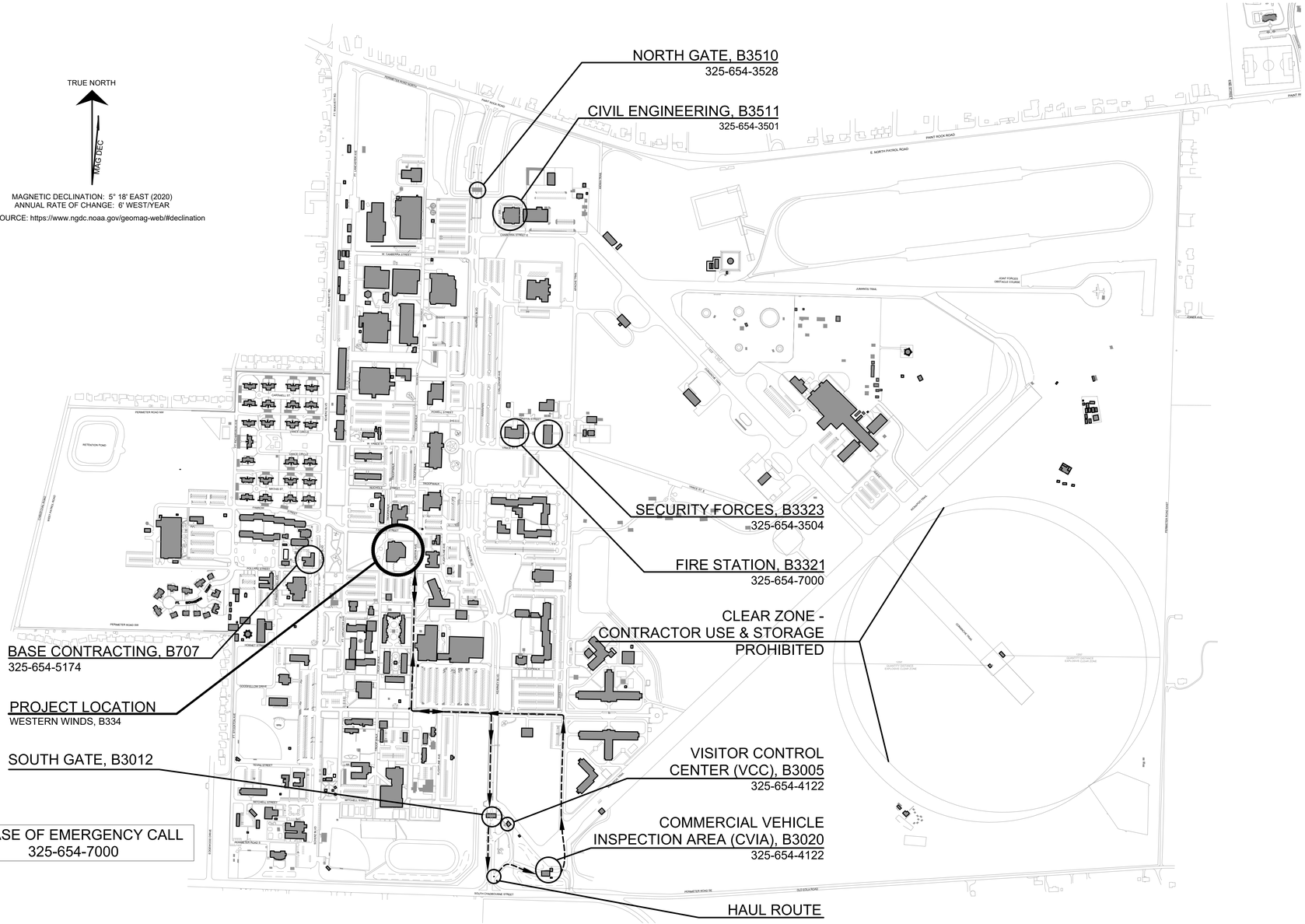


IN CASE OF EMERGENCY CALL
325-654-7000

GOODFELLOW AFB VICINITY MAP

NTS

NOT FOR CONSTRUCTION

| REVISIONS NO. | DATE | DESCRIPTION |
|---|---|---|
| | | |

Designed by: R.Terazas / J. Hernandez
Drawn by: R.Terazas / J. Hernandez
Reviewed by: T. Martinson
Submitted by: 17 CES/CEMMP

PROJECT TITLE

REPAIR KITCHEN FLOORING, B334
JCGU25-7007
17th TRAINING WING
GOODFELLOW AIR FORCE BASE, TEXAS

PROJECT NUMBER: JCGU 25-7007

SHEET TITLE

COVER SHEET

DATE: 4 DECEMBER 2025

| SEQ | SHEET | OF |
|---|---|---|
| 01 | G-001 | 07 |

# DRAWING ABBREVIATIONS

## A

| | |
|---|---|
| ABA. | ARCHITECTURAL BARRIERS ACT |
| ACT. | ACOUSTICAL CEILING TILE |
| ADA. | AMERICANS WITH DISABILITY ACT |
| ADJ. | ADJUSTABLE |
| AFF. | ABOVE FINISH FLOOR |
| ALUM. | ALUMINUM |
| AHU. | AIR HANDLING UNIT |
| ARCH. | ARCHITECT / ARCHITECTURAL |
| AVG. | AVERAGE |
| ASSY. | ASSEMBLY |

## B

| | |
|---|---|
| BD. | BOARD |
| BDRY. | BOUNDARY |
| BITUM. | BITUMINOUS |
| BLDG. | BUILDING |
| BLK. / BLKG. | BLOCK / BLOCKING |
| BOT. | BOTTOM |
| BUR. | BUILT UP ROOF |

## C

| | |
|---|---|
| CAB. | CABINET |
| CBB. / CEM. BD. | CEMENTITIOUS BACKER BOARD |
| CF/CI | CONTRACTOR FURNISHED & CONTRACTOR INSTALLED |
| CFE. | CONTRACTOR FURNISHED EQUIPMENT |
| CG. | CORNER GUARD |
| CIP. | CAST-IN-PLACE |
| CL / ℄ | CENTER LINE |
| CLG. | CEILING |
| CO. | CLEANOUT |
| CONC. | CONCRETE |
| CMU. | CONCRETE MASONRY UNIT |
| CONF. | CONFERENCE |
| CONT. | CONTINUOUS |
| COORD. | COORDINATE |
| CORR. | CORRIDOR |
| CPT. | CARPET |
| CT. | CERAMIC TILE |
| CTR. | CENTER |

## D

| | |
|---|---|
| DBL. | DOUBLE |
| DEMO. | DEMOLISH / DEMOLITION |
| DEPT. | DEPARTMENT |
| DET. / DTL. | DETAIL |
| DIM. | DIMENSION |
| DIST. | DISTANCE |
| DWG. | DRAWING |
| DIA. / Ø | DIAMETER |
| DIR. | DIRECTION |
| DR. | DOOR |
| DS. | DOWNSPOUT |

## E

| | |
|---|---|
| EA. | EACH |
| EIFs | EXTERIOR INSULATION FINISH SYSTEM |
| EL. | ELEVATION |
| ELEC. | ELECTRICAL |
| ELEV. | ELEVATOR |
| EWC. | ELECTRICAL WATER COOLER |
| EX. / EXIST. | EXISTING |
| EJ. / EXP. JT. | EXPANSION JOINT |
| EQ. | EQUAL |
| EXP. | EXPOSED |
| EXT. | EXTERIOR |

## F

| | |
|---|---|
| FA | FIRE ALARM |
| FACP. | FIRE ALARM CONTROL PANEL |
| FCO. | FLOOR CLEANOUT |
| FD. | FLOOR DRAIN |
| FEC. | FIRE EXTINGUISHER CABINET |
| FLR. | FLOOR |
| FIN. | FINISH |
| FH. | FIRE HOSE |
| FIXT. | FIXTURE |
| FLG. | FLOORING |
| FRMG. | FRAMING |
| FRP. | FIBER REINFORCED PLASTIC |
| FT. | FEET |
| FTG. | FOOTING |

## G

| | |
|---|---|
| GA. | GAUGE |
| GALV. | GALVANIZED |
| GFCI | GOVERNMENT FURNISHED AND CONTRACTOR INSTALLED |
| GCGI. | GOVERNMENT FURNISHED AND GOVERNMENT INSTALLED |
| GFE. | GOVERNMENT FURNISHED EQUIPMENT |
| GYP. BD. | GYPSUM BOARD |

## H

| | |
|---|---|
| HB. | HOSE BIB |
| HC. | HANDICAPPED |
| HDPE. | HIGH DENSITY POLYETHYLENE |
| HDWD. | HARDWOOD |
| HM. | HOLLOW METAL |
| HORIZ. | HORIZONTAL |
| HT. | HEIGHT |

## I

| | |
|---|---|
| IAW. | IN ACCORDANCE WITH |
| INT. | INTERIOR |

## J

| | |
|---|---|
| JAN. | JANITOR |

## K

| | |
|---|---|
| KIT. | KITCHEN |

## L

| | |
|---|---|
| LAM. | LAMINATE |
| LAV. | LAVATORY |
| LDG. | LANDING |
| LF. | LINEAR FEET |
| LIN. | LINEAR |
| LOC. | LOCATION |
| LT. | LIGHT |
| LVR. | LOUVRE |

## M

| | |
|---|---|
| MAINT. | MAINTENANCE |
| MATL. | MATERIAL |
| MAX. | MAXIMUM |
| MECH./MECH. RM. | MECHANICAL / MECHANICAL ROOM |
| MFR. | MANUFACTURER |
| MID. | MIDDLE |
| MIN. | MINIMUM |
| MISC. | MISCELLANEOUS |
| MOD. | MODIFY |
| MB. | MOISTURE BARRIER |
| MTG. | MOUNTING |
| MTL. | METAL |

## N

| | |
|---|---|
| N. | NORTH |
| NA. | NOT APPLICABLE |
| NIC. | NOT IN CONTRACT |

## O

| | |
|---|---|
| OC. / OC.EW. | ON CENTER / ON CENTER EACH WAY |
| OD. | OUTSIDE DIAMETER |
| OPNG. | OPENING |
| OPP. | OPPOSITE |
| ORIG. | ORIGINAL |

## P

| | |
|---|---|
| PA. | PUBLIC ADDESS(ING) |
| PCC. | PRECAST CONCRETE |
| PERF. | PERFORATED |
| PLBG. | PLUMBING |
| PLYWD. | PLYWOOD |
| PNL. | PANEL |
| PRKG. | PARKING |
| PTD. | PAINTED |
| PTN. | PARTITION |
| PWR. | POWER |

## Q

| | |
|---|---|
| QT. | QUARRY TILE |
| QTY. | QUANTITY |

## R

| | |
|---|---|
| RB. | RESILIENT BASE |
| RBR. | RUBBER |
| RCP. | REFLECTED CEILING PLAN |
| RD. | ROOF DRAIN |
| REC. | RECESS(ED) |
| REF. / RE: | REFERENCE / REFER TO |
| REQ.('D) | REQUIRE / REQUIRED |
| RESIL. | RESILIENT |
| RFG. | ROOFING |
| RH. | ROOF HATCH |
| RM. | ROOM |

## S

| | |
|---|---|
| SCHED. | SCHEDULE |
| SGL. | SINGLE |
| SHTHG. | SHEATHING |
| SIM. | SIMILAR |
| SLNT. | SEALANT |
| SP. EL. | SPOT ELEVATION |
| SPEC. | SPECIFICATION / AS SPECIFIED |
| SS. | STAINLESS STEEL |
| STD. | STANDARD |
| STL. | STEEL |
| STOR. | STORAGE |

## T

| | |
|---|---|
| TD. | TRENCH DRAIN |
| TEL. | TELEPHONE |
| TEMP. | TEMPORARY |
| THK. | THICK/THICKNESS |
| TYP. | TYPICAL |

## U

| | |
|---|---|
| UE | UNDERGROUND ELECTRICAL |

## V

| | |
|---|---|
| VCT. | VINYL COMPOSITION TILE |
| VERT. | VERTICAL |

## W

| | |
|---|---|
| WD. | WOOD |
| WDW. | WINDOW |
| W/ | WITH |
| WWF. | WELDED WIRE FABRIC |

LOCALIZED AREA PLAN
NOT TO SCALE

LEGEND:

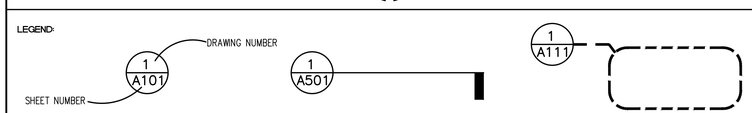


DRAWING REFERENCE KEY | SECTION REFERENCE KEY | ENLARGED PLAN OR DETAIL REFERENCE

# GENERAL NOTES

1. ALL WORK SHALL BE NEW, UNUSED, AND OF INDUSTRY-WIDE QUALITY OR AS INDICATED HEREIN, WHICHEVER IS OF THE HIGHEST QUALITY. THE CONTRACTOR SHALL FIELD VERIFY ALL DIMENSIONS.
2. THE CONTRACTOR SHALL MAINTAIN A CONSTRUCTION SITE NEAT AND CLEAN OF DEBRIS AS DIRECTED BY THE CONTRACTING OFFICER. THE CONTRACTOR'S WASTE DUMPSTERS SHALL BE EMPTIED ON A REGULAR BASIS. ROADWAYS SHALL BE CLEAR OF DIRT AND DEBRIS. THE CONTRACTOR SHALL WATER-DOWN AREA FOR DUST CONTROL.
3. THE CONTRACTOR SHALL PROVIDE AND MAINTAIN SILT FENCING AROUND THE LIMITS OF CONSTRUCTION SITE. SILT FENCING SHALL ALSO BE PROVIDED AROUND AREA STORM DRAINAGE SURFACE INLETS. AT THE POST CONSTRUCTION PHASE, THE CONTRACTOR SHALL BE RESPONSIBLE FOR THE REMOVAL OF ALL MATERIALS RELATED TO THE PROJECT SILT FENCING TO INCLUDE ACCUMULATED DEBRIS. THE CONTRACTOR SHALL BE RESPONSIBLE FOR BRINGING THE AREA AROUND ALL SILT FENCING BACK TO THEIR ORIGINAL CONDITION PRIOR TO THE INSTALLATION OF SAID FENCING AND PROJECT CONSTRUCTION. THE CONTRACTOR SHALL MAINTAIN RECORDS OF THE ORIGINAL CONDITION OF THE SITE. SUCH RECORDS SHALL BE IN THE FORM OF COLOR PHOTOGRAPHS THAT SHALL BE KEPT ON FILE AS WELL AS TRANSMITTED TO THE GOVERNMENT FOR SAFE KEEPING.
4. THE CONTRACTOR SHALL INSTALL AND MAINTAIN A 6'-0" TALL TEMPORARY CONSTRUCTION CHAIN-LINK FENCE AROUND THE LIMITS OF WORK, NOT INCLUDING THE CONSTRUCTION ACCESS ROAD. COORDINATE CHAINS AND PADLOCKS ON GATES WITH GOODFELLOW FIRE DEPARTMENT. EACH GATE SHALL BE NUMBERED FOR EMERGENCY ACCESS AND SHALL HAVE INGRESS/EGRESS SIGNAGE AND AREA LIGHTING. THE CONTRACTOR SHALL MAINTAIN FIRE ACCESS THROUGH EACH INDIVIDUAL CONSTRUCTION SITE AT ALL TIMES.
5. TRUCK WASHOUT AREA SHALL BE CONSTRUCTED, MAINTAINED, AND CLEANED IN ACCORDANCE WITH TCEQ REGULATIONS. PROVIDE DETAILS AND MAINTENANCE PLAN AS PART OF THE STORMWATER POLLUTION PREVENTION PLAN. STORMWATER PERMITS SHALL BE REQUIRED PRIOR TO THE START OF CONSTRUCTION.
6. ALL CONTRACTORS SHALL STOCKPILE REQUIRED MATERIALS AND EQUIPMENT WITHIN THE LIMITS OF RESPECTIVE PROJECT AREAS OR STAGING AREA AS INDICATED ON THE DRAWINGS.
7. ALL HAUL ROADS SHALL BE MAINTAINED SUCH THAT UNOBSTRUCTED ACCESS SHALL BE PROVIDED AT ALL TIMES FROM THE ROAD TO THE STAGING AREA AND FROM THE STAGING AREA TO THE WORK SITE AND FACILITATE GOVERNMENT ACCESS TO THE BASE AT ALL TIMES. THE MAINTENANCE OF HAUL ROADS SHALL BE THE RESPONSIBILITY OF THE CONTRACTOR AT NO ADDITIONAL COST TO THE GOVERNMENT. THE HAUL ROAD LOCATIONS SHALL BE AS INDICATED ON THE STAGING/LAYDOWN AND ACCESS PLAN, OR BY THE CONTRACTING OFFICER.
8. THE CONTRACTOR SHALL COORDINATE ACTIVITIES THROUGHOUT THE PROJECT IN A MANNER THAT ALLOWS EMERGENCY ACCESS TO ALL EXISTING ROADWAYS AT ALL TIMES WITHOUT DELAYS TO EMERGENCY VEHICLES RESPONSE TIME.
9. WHILE WITHIN GOODFELLOW AFB, THE CONTRACTOR SHALL COMPLY WITH BASE REGULATIONS PERTAINING TO "NO FIREARMS" AND "NO ILLEGAL DRUGS."
10. ONLY RUBBER-TIRED VEHICLES SHALL BE ALLOWED ON EXISTING PAVEMENT THAT IS TO REMAIN IN PLACE.
11. ALL CONTRACTOR OPERATIONS SHALL BE CONDUCTED AND PERFORMED WITHIN ACCORDANCE OF DEPARTMENT OF LABOR OSHA REQUIREMENTS FOUND IN 29 CFR 1910 [1910.146 AND 1910.147] AND 29 CFR 1926, AND AIR FORCE OCCUPATIONAL SAFETY AND HEALTH [AFOSH] AND AIR FORCE INSTRUCTION [AFI] STANDARDS INCLUDING AFI 91-203, AIR FORCE CONSOLIDATED OCCUPATIONAL SAFETY INSTRUCTION. THE CONTRACTOR SHALL ALSO ENSURE THAT ALL WORK IS PERFORMED IN ACCORDANCE WITH PROJECT IDENTIFIED NATIONAL STANDARDS, MILITARY MANUALS, PAMPHLETS, INSTRUCTIONS, STANDARDS, HANDBOOKS AND WITH THE CORPS OF ENGINEERS [COE] SAFETY MANUAL 385-1-1 [EDITION IN EFFECT ON THE DATE OF THIS SOLICITATION]. ALL PROJECT SITES SHALL BE SUBJECT TO INSPECTION BY THE DEPARTMENT OF LABOR. IN THE EVENT OF CONFLICT BETWEEN THE OSHA STANDARDS AND THESE REQUIREMENTS, THE MOST STRINGENT SHALL APPLY.
12. AT ALL TIMES, THE CONTRACTOR SHALL MAINTAIN ONE FIRE LANE FREE OF OBSTRUCTION AND MAINTAIN ACCESS TO THE SITE AND ALL SURROUNDING ROADS AND STREETS.
13. GRASS AND WEEDY VEGETATION WITHIN THE AREAS UTILIZED BY THE CONTRACTOR, INCLUDING WORK AREAS, ADMINISTRATIVE AREAS AND STORAGE AREAS SHALL BE MOWED WHEN THE GRASS AND WEEDY VEGETATION IS AT A HEIGHT OF 6 INCHES, MOWING SHALL BE TO A HEIGHT OF 3 INCHES. MOWING SHALL BE ACCOMPLISHED WITH A ROTARY MOWER THAT LEAVES THE CLIPPINGS EVENLY DISTRIBUTED ON THE SOIL SURFACE. MOWING SHALL BE ACCOMPLISHED DURING PERIODS AND IN SUCH A MANNER THAT THE SOIL AND GRASS SHALL NOT BE DAMAGED. TOWED OR SELF-PROPELLED RIDING MOWERS SHALL NOT BE OPERATED WITHIN 3 FEET OF TREES OR SHRUBS. AREAS ADJACENT TO TREES AND SHRUBS SHALL BE MOWED WITH HAND-PROPELLED MOWERS.
14. EROSION CONTROL DEVICES SHALL BE USED FOR STAGING AREAS AND MATERIAL STOCKPILES WHEN NECESSARY TO CONTROL EROSION AND STORMWATER RUNOFF IN ACCORDANCE WITH FEDERAL, STATE AND LOCAL REGULATIONS. A SWPPP SHALL BE SUBMITTED PRIOR TO MOBILIZING.

NOT FOR CONSTRUCTION

| REVISIONS NO. | DATE | DESCRIPTION |
|---|---|---|
| | | |

Designed by: R.Terazas / J. Hernandez
Drawn by: R.Terazas / J. Hernandez
Reviewed by: T. Martinson
Submitted by: 17 CES/CENMP

PROJECT TITLE
REPAIR KITCHEN FLOORING, B334
JCGU25-7007
17th TRAINING WING
GOODFELLOW AIR FORCE BASE, TEXAS

PROJECT NUMBER: JCGU 25-7007

SHEET TITLE
GEN. INFO. 1

DATE: 4 DECEMBER 2025

| SEQ | SHEET | OF |
|---|---|---|
| 02 | G-002 | 07 |

A. GENERAL NOTES CONT'D

1. CONSTRUCTION ACCESS TO THE SITE SHALL BE THROUGH THE EXISTING SOUTH GATE LOCATED ON SOUTH CHADBOURNE STREET. ALL CONSTRUCTION TRAFFIC ENTERING THE BASE IS REQUIRED TO PASS THROUGH THE COMMERCIAL VEHICLE INSPECTION AREA LOCATED TO THE EAST OF KEARNEY BOULEVARD. HOURS OF OPERATION ARE FROM 6:00 A.M. TO 2:00 P.M. MONDAY THROUGH FRIDAY, PHONE 325-654-1290.

2. CONTRACTORS SHALL KEEP ALL PUBLIC ROADS AND STREETS CLEAN OF CONSTRUCTION DEBRIS, MUD, ETC. AT ALL TIMES. CONTRACTOR SHALL PROVIDE EQUIPMENT AND PERSONNEL TO CLEAN ANY STREETS AS REQUESTED BY THE CONTRACTING OFFICER. THE CONTRACTOR IS RESPONSIBLE FOR ALL REPAIRS TO STREETS, PARKING AREAS AND BASE OR GOVERNMENT PROPERTY DAMAGED FROM THEIR CONSTRUCTION ACTIVITIES.

3. CONTRACTORS SHALL MAINTAIN A CONSTRUCTION SITE NEAT AND CLEAN OF DEBRIS AS DIRECTED BY CONTRACTING OFFICER. CONTRACTOR WASTE DUMPSTERS SHALL BE EMPTIED ON A REGULAR BASIS.

4. THE CONTRACTOR AND CONTRACTOR PERSONNEL WILL NOT BE REQUIRED TO PARTICIPATE IN BASEWIDE ACTIVE SHOOTER DRILLS, EMERGENCY RESPONSE DRILLS, AND OTHER INCIDENT RESPONSE DRILLS. THE GOVERNMENT WILL COORDINATE THE OCCURRENCE OF THESE DRILLS WITH THE CONTRACTOR IN THE EVENT THAT DRILLS WILL AFFECT CONTRACTOR ACCESS TO GOODFELLOW AFB.

B. STAGING NOTES

1. TRUCK WASHOUT AREA SHALL BE CONSTRUCTED, MAINTAINED AND CLEANED IN ACCORDANCE WITH TCEQ REGULATIONS. PROVIDE DETAILS AND MAINTENANCE PLAN AS PART OF THE STORMWATER POLLUTION PREVENTION PLAN. STORMWATER PERMITS ARE REQUIRED PRIOR TO THE START OF CONSTRUCTION.

2. ALL CONTRACTORS SHALL STOCKPILE REQUIRED MATERIALS AND EQUIPMENT WITHIN LIMITS OF RESPECTIVE PROJECT AREAS OR STAGING AREA AS INDICATED ON THE DRAWINGS.

3. CONTRACTOR SHALL CONNECT TO EXISTING OR NEW FIRE HYDRANTS FOR TEMPORARY CONSTRUCTION WATER. INSTALL QUICK DISCONNECT, BACK FLOW PREVENTER AND SHUT-OFF VALVE ON 2 1/2" HOSE CONNECTION ONLY. PRIOR TO MAKING ANY CONNECTIONS TO BASE WATER SYSTEMS, THE CONTRACTOR MUST NOTIFY AND COORDINATE WITH 17CES. A FIRE PLUG USAGE PERMIT IS REQUIRED AND USAGE SHALL BE METERED AT ALL TIMES.

4. ALL TEMPORARY ELECTRIC POWER FACILITIES SHALL MEET OR EXCEED NESC AND NEC REQUIREMENTS AS APPLICABLE FOR PRIMARY AND SECONDARY FACILITIES.

C. ACCESS AND VEHICLE PARKING

1. ACCESS TO THE PROJECT FOR ALL CONSTRUCTION PERSONNEL, VEHICLES AND EQUIPMENT IS ILLUSTRATED ON THE STAGING/LAYDOWN AND ACCESS PLAN. ACCESS ROUTES MAY BE SUBJECT TO CHANGE BASED ON OPERATIONAL REQUIREMENTS. POTENTIAL SCHEDULE IMPACTS SHALL BE COORDINATED WITH 17CES.

2. LOCATION OF ACCESS/ HAUL ROADS ARE AS INDICATED ON G-001 AND G-002.

3. ALL HAUL ROADS SHALL BE MAINTAINED SUCH THAT UNOBSTRUCTED ACCESS WILL BE PROVIDED AT ALL TIMES FROM THE ROAD TO THE STAGING AREA AND FROM THE STAGING AREA TO THE WORK SITE AND FACILITATE GOVERNMENT ACCESS TO THE BASE AT ALL TIMES. THE MAINTENANCE OF HAUL ROADS SHALL BE THE RESPONSIBILITY OF THE CONTRACTOR AT NO ADDITIONAL COST TO THE GOVERNMENT. THE HAUL ROAD LOCATIONS SHALL BE AS INDICATED ON G-000 AND G-001.

4. CONTRACTOR SHALL COORDINATE ACTIVITIES THROUGHOUT THE PROJECT IN A MANNER THAT ALLOWS EMERGENCY ACCESS TO ALL EXISTING ROADWAYS AT ALL TIMES WITHOUT DELAYS TO EMERGENCY VEHICLES RESPONSE TIME.

5. ALL CONTRACTOR VEHICLES AND PERSONNEL MAY BE SEARCHED BY SECURITY FORCES WHEN ENTERING THE BASE AND MAY EXPERIENCE DELAYS. ALL PERSONNEL ENTERING GOODFELLOW A.F.B. MUST HAVE A VALID PHOTO ID PER BASE SECURITY REQUIREMENTS. ALL VEHICLES ENTERING THE BASE MUST HAVE CURRENT/ VALID REGISTRATION, CURRENT/ VALID INSURANCE AND CURRENT/ VALID DRIVERS LICENSE FOR THE OPERATOR. ALL DRIVERS MUST COMPLY WITH ALL GOODFELLOW AFB DRIVING REQUIREMENTS (SPEED LIMITS, SEATBELTS, ETC.) PERSONNEL ATTEMPTING TO GAIN ACCESS TO GOODFELLOW AFB NOT IN COMPLIANCE WITH BASE SECURITY REQUIREMENTS MAY BE REJECTED ACCESS TO THE BASE.

6. WHEN NOT ENGAGED IN CONSTRUCTION ACTIVITIES, THE CONTRACTOR'S CONSTRUCTION EQUIPMENT AND VEHICLES SHALL BE PARKED WITHIN THE WORK AREA OR STAGING AREA.

D. COORDINATION AND COMMUNICATION DURING CONSTRUCTION

1. PRIOR TO CONSTRUCTION, THE CONTRACTOR SHALL CORDON OFF THE WORK AREAS AND STREET CROSSINGS BY USING APPROVED BARRICADES.

E. TRAFFIC CONTROL

1. ONLY RUBBER-TIRED VEHICLES SHALL BE ALLOWED ON EXISTING PAVEMENT THAT IS TO REMAIN.

2. ANY DAMAGE TO ROADS AND PAVEMENT DUE TO CONSTRUCTION EQUIPMENT, CONSTRUCTION TRAFFIC OR CONSTRUCTION ACTIVITY SHALL BE REPAIRED TO THEIR ORIGINAL CONDITION BY THE CONTRACTOR AT HIS/ HER OWN EXPENSE.

F. EQUIPMENT AND STOCKPILE HEIGHT

1. STOCKPILE ALL CONSTRUCTION MATERIALS WITHIN STAGING AREA. MAXIMUM HEIGHT 15.00' WITH 5:1 SIDE SLOPES. PROVIDE EROSION CONTROL PROTECTION AROUND THE STOCKPILE LIMITS. ANY MATERIALS THAT ARE TO BE STOCKPILED FOR USE FOR OTHER PROJECTS ON THE BASE SHALL BE COORDINATED WITH 17CES. ALL MATERIAL NOT REQUIRED SHALL BE HAULED OFF GOVERNMENT PROPERTY.

G. EXCAVATION AND TRENCHES

1. OPEN TRENCHES AND EXCAVATIONS AT THE CONSTRUCTION SITE SHALL BE PROMINENTLY MARKED WITH ORANGE AND WHITE TYPE III BARRICADES AND WITH FLASHING TYPE A-LOW INTENSITY WARNING LIGHTS FROM DUSK TILL DAWN.

H. OTHER SAFETY REQUIREMENTS

1. CONTRACTOR SHALL MAINTAIN SAFETY PRACTICES THAT CONFORM TO OCCUPATIONAL SAFETY AND HEALTH ADMINISTRATION (OSHA) REGULATIONS.

2. CONTRACTOR SHALL MAINTAIN AT ALL TIMES ONE FIRE LANE FREE FROM OBSTRUCTION AND MAINTAIN ACCESS TO THE SITE AND ALL SURROUNDING ROADS AND STREETS.

I. CONTRACTOR SAFETY PLAN SUBMITTALS

1. CONTRACTOR SHALL FURNISH A CONSTRUCTION SAFETY PLAN IN ACCORDANCE WITH THE SPECIFICATIONS WITH THE PROJECT SCHEDULE. THE SAFETY PLAN SHALL IDENTIFY THE FOLLOWING ITEMS:

A. PROPOSED ACCESS POINTS, STAGING AREA AND HAUL ROUTES.
B. TEMPORARY MARKINGS TO BE USED, IF ANY.
C. LOCATIONS AND TYPE OF BARRICADES OR OTHER TRAFFIC CONTROL DEVICES.
D. METHODS BY WHICH THE CONTRACTOR WILL COMMUNICATE WITH 17CES.

J. MAINTENANCE OF STORAGE AREA

1. THE CONTRACTOR SHALL AT ALL TIMES KEEP THE CONSTRUCTION SITE, CONSTRUCTION TRAILER(S)/BUILDING(S), AND STORAGE AREA(S) IN A CLEAN, NEAT, WORKMAN LIKE CONDITION, FREE FROM ACCUMULATION OF WASTE, RUBBISH, WEEDS, OVERGROWN GRASS, OR CONSTRUCTION DEBRIS, TO THE SATISFACTION OF THE CONTRACTING OFFICER. ALL LOOSE OR LIGHT WEIGHT MATERIALS SHALL BE SECURED TO PREVENT BLOWING OR SCATTERING. THE BURNING OF TRASH OR CONSTRUCTION DEBRIS IS STRICTLY PROHIBITED ON GOODFELLOW AFB. PRIOR TO FINAL INSPECTION, THE CONTRACTOR SHALL REMOVE ALL CONSTRUCTION DEBRIS, TOOLS, EQUIPMENT, AND MATERIALS NOT THE PROPERTY OF THE GOVERNMENT. UPON COMPLETION OF THE WORK, THE CONTRACTOR SHALL LEAVE THE WORK SITE AND STORAGE AREA(S) IN A CLEAN, NEAT, AND WORKMANLIKE CONDITION SATISFACTORY TO THE CONTRACTING OFFICER. REFER TO STATEMENT OF WORK.

2. THE CONTRACTOR SHALL KEEP FENCING IN A STATE OF GOOD REPAIR AND PROPER ALIGNMENT. GRASSED OR UNPAVED AREAS, WHICH ARE NOT ESTABLISHED ROADWAYS, WILL BE COVERED WITH A LAYER OF GRAVEL AS NECESSARY TO PREVENT RUTTING AND THE TRACKING OF MUD ONTO PAVED OR ESTABLISHED ROADWAYS, SHOULD THE CONTRACTOR ELECT TO TRAVERSE THEM WITH CONSTRUCTION EQUIPMENT OR OTHER VEHICLES; GRAVEL GRADATION WILL BE AT THE CONTRACTOR'S DISCRETION. MOW AND MAINTAIN GRASS LOCATED WITHIN THE BOUNDARIES OF THE CONSTRUCTION SITE FOR THE DURATION OF THE PROJECT. GRASS AND VEGETATION ALONG FENCES, BUILDINGS, UNDER TRAILERS, AND IN AREAS NOT ACCESSIBLE TO MOWERS WILL BE EDGED OR TRIMMED NEATLY.

3. GRASS AND WEEDY VEGETATION WITHIN THE AREAS UTILIZED BY THE CONTRACTOR, INCLUDING WORK AREAS, ADMINISTRATIVE AREAS, AND STORAGE AREAS, SHALL BE KEPT MOWED TO CONTROL VEGETATIVE GROWTH. VEGETATION SHALL BE MOWED WHEN IT REACHES A HEIGHT OF 6 INCHES. MOWING SHALL BE TO A HEIGHT OF 3 INCHES. MOWING SHALL BE ACCOMPLISHED WITH A ROTARY MOWER THAT LEAVES THE CLIPPINGS EVENLY DISTRIBUTED ON THE SOIL SURFACE. MOWING SHALL BE ACCOMPLISHED DURING PERIODS AND IN SUCH MANNER THAT THE SOIL AND GRASS WILL NOT BE DAMAGED. TOWED OR SELF-PROPELLED RIDING MOWERS SHALL NOT BE OPERATED WITHIN 3 FEET OF TREES OR SHRUBS. AREAS ADJACENT TO TREES AND SHRUBS SHALL BE MOWED WITH HAND-PROPELLED MOWERS.

4. EROSION CONTROL DEVICES SHALL BE USED FOR THE STAGING AREA AND ANY MATERIAL STOCK PILES WHEN NECESSARY TO CONTROL EROSION AND STORM WATER RUNOFF IN ACCORDANCE WITH FEDERAL, STATE, AND LOCAL REGULATIONS.

5. AREAS NOT MOWED: GOVERNMENT MAY IMMEDIATELY AFTER NOTICE TO THE CONTRACTOR AND AT THE DISCRETION OF THE CONTRACTING OFFICER MOW THE CONTRACTOR'S AREAS AT ANY TIME THE VEGETATION HEIGHT EXCEEDS 6 INCHES.

K. WATERING

1. THE CONTRACTOR SHALL COMPLY WITH THE CURRENT CITY OF SAN ANGELO, TEXAS WATER CONSERVATION AND DROUGHT CONTINGENCY PLAN FOR ALL ON BASE WATER USAGE.

PROJECT NOTES

1. THE CONTRACTOR SHALL VERIFY ALL EXISTING AND NEW DIMENSIONS AND CONDITIONS PRIOR TO COMMENCEMENT OF ANY AND ALL WORK FOR THIS PROJECT.

2. THE CONTRACTOR SHALL PROVIDE ALL MATERIALS, LABOR, TOOLS, EQUIPMENT, AND ASSOCIATED WORK REQUIRED TO COMPLETELY EXECUTE THE PROJECT.

3. THE CONTRACTOR SHALL PROVIDE ALL WORK COMPLETE, IN THE QUICKEST TIME PRACTICAL, AND IN A NEAT WORKMANLIKE MANNER.

4. THE CONTRACTOR SHALL PROVIDE ITEMS OF WORK NOT SPECIFICALLY INDICATED, BUT OBVIOUSLY AND/OR NORMALLY REQUIRED TO COMPLETELY AND PROPERLY EXECUTE THE WORK.

5. THE CONTRACTOR SHALL COMPLY WITH ALL LAWS GOVERNING SAFETY, SPECIFICALLY THE "OCCUPATIONAL SAFETY AND HEALTH" STANDARDS (OSHA)

6. THE CONTRACTOR SHALL BE RESPONSIBLE FOR PROTECTION OF THE EXISTING ON-SITE BUILDINGS AND OTHER INSTALLATIONS THAT ARE TO REMAIN INTACT DURING AND AFTER WORK FOR THIS PROJECT.

7. THE CONTRACTOR SHALL TAKE ALL MEASURES NECESSARY TO PROTECT THE PROJECT DURING CONSTRUCTION, INCLUDING BUT NOT LIMITED TO, BRACING AND SHORING OF DEAD LOADS, CONSTRUCTION LOADS, AND WIND LOADS.

8. THE CONTRACTOR SHALL PROVIDE AND MAINTAIN FIRE EXTINGUISHERS ON SITE DURING CONSTRUCTION FOR THIS PROJECT.

9. THE CONTRACTOR SHALL PROVIDE AND MAINTAIN A CLEAN, SECURE, WEATHERTIGHT, TEMPORARY FIELD OFFICE WITH ALL REQUIRED SERVICES DURING THE COURSE OF THE PROJECT. THE FIELD OFFICE SHALL BE A PORTABLE FACILITY PLACED ON SITE AT A LOCATION MUTUALLY AGREEABLE TO BOTH CONTRACTOR AND CONTRACTING OFFICER OR CONTRACTING OFFICER REPRESENTATIVE.

10. THE CONTRACTOR SHALL MAINTAIN A COMPLETE, CURRENT SET OF THE CONSTRUCTION DOCUMENTS AND DAILY PROJECT LOG IN THE FIELD OFFICE AT ALL TIMES. DAILY REPORTS INDICATING NUMBER OF EMPLOYEES WORKING, WORK PERFORMED, EQUIPMENT USED, AND PROGRESS PICTURES SHALL BE SUBMITTED VIA EMAIL TO THE CONTRACTING OFFICER OR CONTRACTING OFFICER REPRESENTATIVE ON A WEEKLY OR DAILY BASIS UNTIL PROJECT COMPLETION.

11. THROUGHOUT THE ENTIRE COURSE OF THE WORK, THE CONTRACTOR SHALL MAINTAIN A QUALIFIED SUPERINTENDENT ON SITE AT ALL TIMES MONDAY-FRIDAY DURING DESIGNATED WORK TIMES. CONTRACTOR SHALL PROVIDE AN ASSIGNED ALTERNATE ON SITE SUPERINTENDENT DURING THE PRIMARY SUPERINTENDENTS ABSENCE. BOTH SHALL HAVE FULL AUTHORITY TO ACT ON BEHALF OF THE CONTRACTOR.

12. THE CONTRACTOR SHALL COORDINATE ALL WORK FOR THIS PROJECT WITH WORK OF OTHER TRADES.

13. THE CONTRACTOR SHALL PROVIDE AND PROPERLY MAINTAIN PORTABLE TOILET(S) ON SITE FOR USE BY CONTRACTOR EMPLOYEES OR SUBCONTRACTORS. USE OF EXISITNG FIRE STATION RESTROOMS WILL NOT BE ALLOWED.

14. THE CONTRACTOR SHALL BE RESPONSIBLE FOR THE REMOVAL OF ALL CONSTRUCTION DEBRIS FROM PROJECT SITE AND SHALL PROVIDE AND MAINTAIN DUMPSTERS, INCLUDING ALL ASSOCIATED DUMPING FEES, HAULING OF DEBRIS FROM SITE, AND REMOVAL FEES.

15. THE CONTRACTOR SHALL KEEP THE PROJECT FACILITY AND SITE FREE OF ALL DEBRIS ON A DAILY BASIS AND PROVIDE FINAL CLEANUP IN ACCORDANCE WITH THE SPECIFICATIONS.

16. THE CONTRACTING OFFICER SHALL BE THE FINAL AUTHORITY IN MATTERS REGARDING INTERPRETATION OF THE INSTRUCTIONS AND INTENT OF THE CONSTRUCTION DOCUMENTS.

17. IN THE EVENT OF DISCREPANCIES, SPECIFICATIONS SHALL TAKE PRECEDENT OVER THE DRAWINGS,

18. THE CONTRACTOR SHALL PROVIDE SUBMITTALS FOR ALL PRODUCTS AND/OR MATERIALS LISTED IN THE SPECIFICATIONS FOR APPROVAL PRIOR TO INSTALLATION.

19. ALL CHANGES, MODIFICATIONS, AND/OR ALTERATIONS TO THE WORK INCLUSIVE OF THESE CONTRACT DOCUMENTS SHALL REQUIRE THE STANDARD CHANGE ORDER PROCESS AND THE ISSUANCE OF A SIGNED CHANGE ORDER (AIA G701) PRIOR TO PERFORMANCE WORK FOR SAID CHANGES, MODIFICATIONS AND/OR ALTERATIONS.

20. ALL PRODUCTS AND/OR MATERIALS SHALL NOT BE INSTALLED UNTIL APPROVED BY THE CONTRACTING OFFICER.

21. ALL PRODUCTS AND/OR MATERIALS SHALL BE PROVIDED, STORED, AND INSTALLED PER THE RESPECTIVE MANUFACTURER'S RECOMMENDATIONS, MINIMUM.

22. THE CONTRACTOR SHALL WARRANT ALL EQUIPMENT, MATERIALS, AND WORKMANSHIP FOR A PERIOD OF ONE (1) YEAR AFTER PROJECT COMPLETION. ANY MANUFACTURER AND/OR SPECIFIED WARRANTY THAT IS FOR PERIOD LONGER THAN THE ONE (1) YEAR WARRANTY SHALL BE SO WARRANTED.

23. THE CONTRACTOR SHALL ENSURE THAT ALL EXTERIOR GRADES AT NEW CONSTRUCTION PROVIDE FOR POSITIVE DRAINAGE AWAY FROM THE BUILDING.

24. ALL WELDERS SHALL BE CURRENTLY A.W.S. CERTIFIED AND WELDING SHALL COMPLY WITH CURRENT A.W.S. STANDARDS.

25. GYPSUM WALL AND CEILING BOARDS SHALL BE TEXTURED ORANGE PEEL THROUGHOUT AND/OR WHERE REQUIRED.

26. THE CONTRACTOR SHALL PROVIDE OWNER WITH A SINGLE "AS-BUILT" SET OF DRAWINGS COMPRISED OF RED-LINE MARKUPS OF ALL PROJECT ALTERATIONS AND/OR CHANGES.

27. ALL COMPACTION FOR FILL SHALL BE 95% STANDARD PROCTOR DENSITY, MINIMUM.

28. THE CONTRACTOR SHALL NOT SCALE DRAWINGS HEREIN.

NOT FOR CONSTRUCTION

| REVISIONS | | |
|---|---|---|
| NO. | DATE | DESCRIPTION |

Designed by: R.Terazas / J. Hernandez
Drawn by: R.Terazas / J. Hernandez
Reviewed by: T. Martinson
Submitted by: 17 CES/CEMMP

PROJECT TITLE

REPAIR KITCHEN FLOORING, B334
JCGU25-7007
17th TRAINING WING
GOODFELLOW AIR FORCE BASE, TEXAS

PROJECT NUMBER: JCGU 25-7007

SHEET TITLE

GEN. INFO. 2

DATE: 4 DECEMBER 2025

| SEQ | SHEET | OF |
|---|---|---|
| 03 | G-003 | 07 |

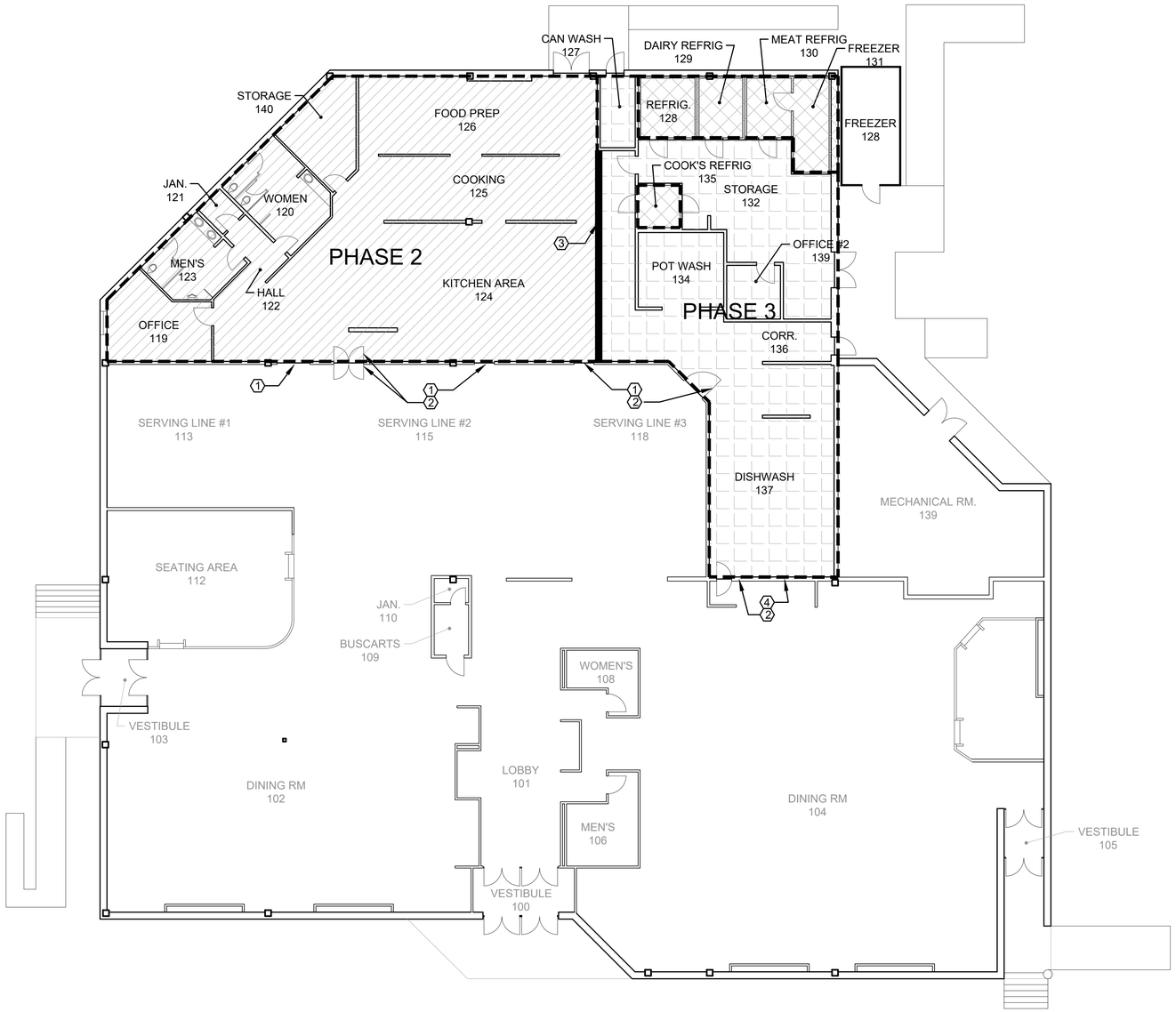


1 PHASING PLAN

$\frac{3}{32}$" = 1' - 0"

TRUE NORTH

## GENERAL NOTES

1. AREAS NOT WITHIN THE SCOPE OF WORK ARE EXPECTED TO MAINTAIN OCCUPANCY. CONTRACTOR TO COORDINATE OUTAGES AS SPECIFIED.
2. REFER TO SPECIFICATION SECTION "01 01 10–IC INFECTION CONTROL" FOR ADDITIONAL INFORMATION.

## KEYNOTES AS DENOTED BY ⓧ

1. EXISTING CASED OPENING. CONTRACTOR SHALL CONSTRUCT AND SEAL TEMPORARY SOUND/DUST BARRIER AS SPECIFIED DURING EACH RESPECTIVE PHASE.
2. EXISTING SWINGING KITCHEN DOOR. CONTRACTOR SHALL SECURE DOORS, CONSTRUCT AND SEAL TEMPORARY SOUND/VISUAL BARRIER AS SPECIFIED.
3. CONTRACTOR SHALL CONSTRUCT AND SEAL TEMPORARY SOUND/DUST BARRIER AS SPECIFIED.
4. EXISTING DISHWASHING AREA PASS THROUGH WINDOW. CONTRACTOR SHALL CONSTRUCT AND SEAL TEMPORARY SOUND/DUST BARRIER AS SPECIFIED.

## LEGEND

PHASE 1 TRANSITION PERIOD: NOT SHOWN

PHASE 2: ±3,220SF

PHASE 3: ±2,822SF

NOT IN CONTRACT

EXTENTS OF KITCHEN FLOORING AND BASE REMOVAL

NOT FOR CONSTRUCTION

| REVISIONS | | |
|---|---|---|
| NO. | DATE | DESCRIPTION |

Designed by: R.Terazas / J. Hernandez
Drawn by: R.Terazas / J. Hernandez
Reviewed by: T. Martinson
Submitted by: 17 CES/CEMMP

PROJECT TITLE

REPAIR KITCHEN FLOORING, B334
JCGU25-7007
17th TRAINING WING
GOODFELLOW AIR FORCE BASE, TEXAS

PROJECT NUMBER: JCGU 25-7007

SHEET TITLE

PHASING PLAN

DATE: 4 DECEMBER 2025

| SEQ | SHEET | OF |
|---|---|---|
| 04 | G-004 | 07 |

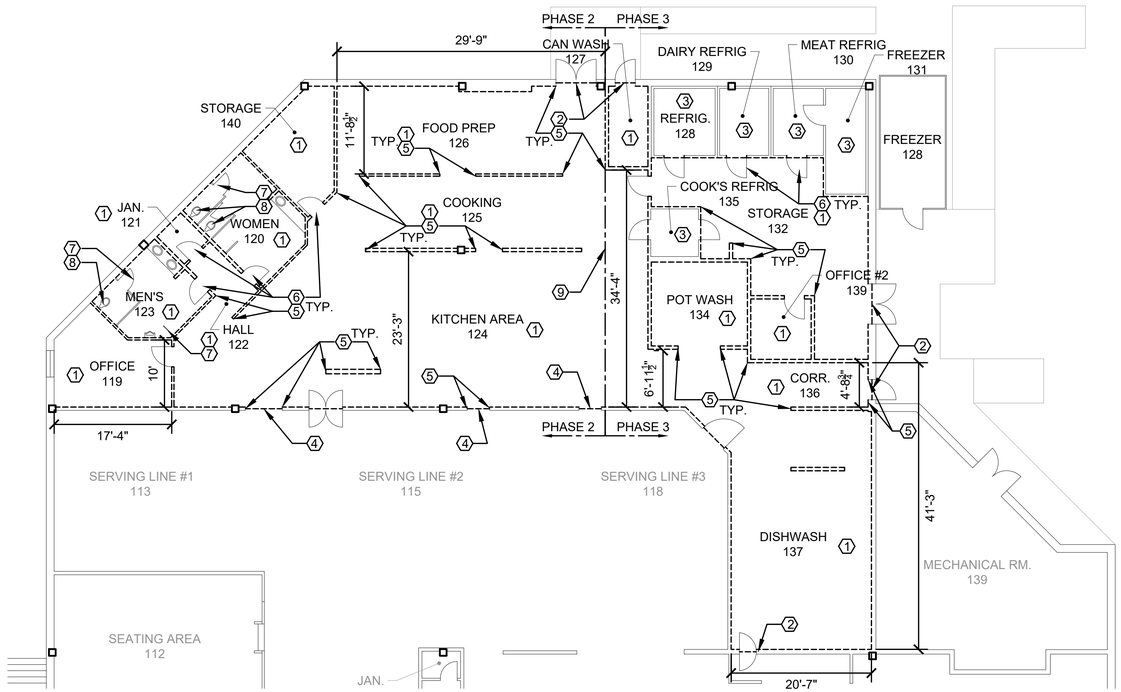


1 DEMOLITION PLAN
SCALE: 1/32" = 1' - 0"

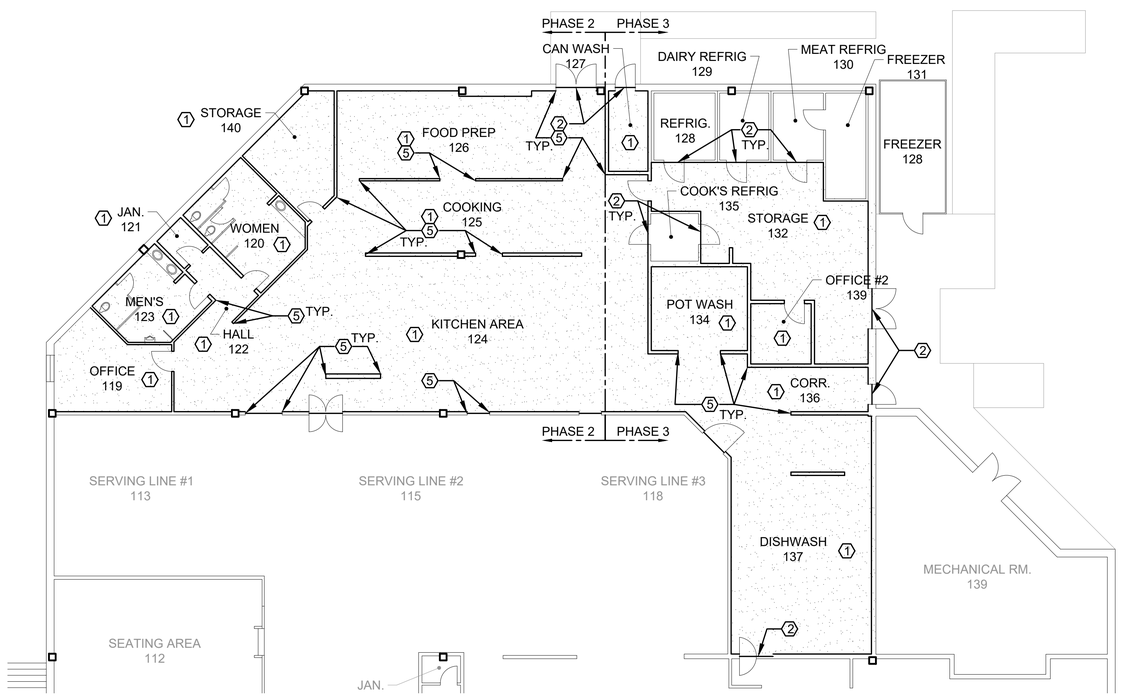


2 FLOORPLAN - NEW
SCALE: 1/32" = 1' - 0"

## GENERAL NOTES

1. AREAS NOT WITHIN THE SCOPE OF WORK ARE EXPECTED TO MAINTAIN OCCUPANCY. CONTRACTOR TO COORDINATE OUTAGES AS SPECIFIED.
2. CONTRACTOR SHALL INVENTORY, REMOVE, AND STORE ALL KITCHEN EQUIPMENT, OFFICE FURNITURE, AND SUPPLIES IN APPROVED STORAGE UNITS AS SPECIFIED.
3. REFER TO SPECIFICATION SECTION "01 01 10–IC INFECTION CONTROL" FOR ADDITIONAL INFORMATION REGARDING TEMPORARY DUST/VISUAL BARRIERS FOR WORK AREAS.

## DEMOLITION KEYNOTES AS DENOTED BY ⓧ

1. CONTRACTOR SHALL DEMOLISH EXISTING QUARRY TILE FLOOR SYSTEM, BASE, AND SUBSTRATE. CONTRACTOR SHALL PROTECT EXISTING WALL FINISHES TO REMAIN.
2. CONTRACTOR SHALL DEMOLISH QUARRY TILE FLOOR SYSTEM AND SUBSTRATE. DEMOLISH EXISTING THRESHOLD AND PREP TO RECEIVE NEW FLOORING.
3. EXISTING REFRIGERATION AREA TO REMAIN. DEMOLISH THRESHOLD AND REMOVE DOORS AS NEEDED FOR NEW WORK.
4. CONTRACTOR SHALL SAWCUT AND DEMOLISH QUARRY TILE FLOOR SYSTEM AND SUBSTRATE TO LUXURY VINYL TILING (LVT) IN SERVING AREAS.
5. CONTRACTOR SHALL DEMOLISH EXISTING CORNER GUARDS THROUGHOUT. SCRAPE REMAINING ADHESIVE, CLEAN, AND PREPARE SURFACE AS NEEDED FOR NEW CORNER GUARDS.
6. REMOVE DOOR, LABEL, AND STORE FOR REINSTALLATION. TYP.
7. REMOVE FLOOR MOUNTED PARTITIONS INCLUDING TOILET ACCESSORIES, HARDWARE, AND STORE FOR REINSTALLATION.
8. REMOVE EXISTING FLOOR MOUNTED FIXTURES AND STORE FOR REINSTALLATION.
9. LOCATION OF TEMPORARY VISUAL/DUST BARRIER. SAWCUT AND REMOVE FLOORING AND PROVIDE METAL OR PLASTIC ANGLED DIVIDER STRIP PER MFR. INSTRUCTIONS.

## FLOORPLAN NEW KEYNOTES AS DENOTED BY ⓧ

1. PROVIDE NEW RESINOUS FLOORING AND 6" INTEGRAL COVE BASE THROUGHOUT. PREPARE SURFACE AS NEEDED TO RECEIVE NEW FLOORING. DETAIL
2. PROVIDE NEW STAINLESS STEEL THRESHOLD. DETAIL
3. PROVIDE NEW 4' STAINLESS STEEL CORNER GUARDS WITH 2"X2" WINGS THROUGHOUT. DETAIL
4. REINSTALL FLOOR MOUNTED PARTITIONS INCLUDING TOILET ACCESSORIES AND HARDWARE.
5. REINSTALL EXISTING FLOOR MOUNTED PLUMBING FIXTURES. PROVIDE NEW WAX RING PRIOR TO INSTALLATION.
6. LOCATION OF TEMPORARY VISUAL/DUST BARRIER. PROVIDE A MANUFACTURER APPROVED EXPANSION JOINT AND SEAL TO ENSURE WATERTIGHTNESS. DETAIL

## LEGEND

------ DEMO

NEW FLOORING

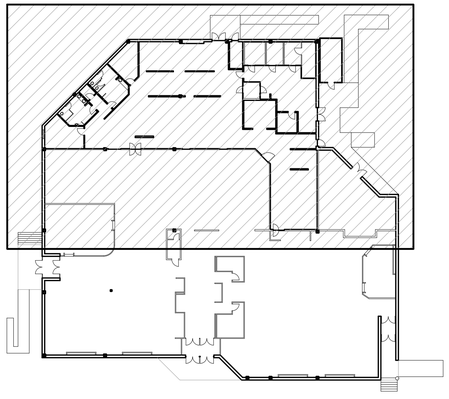

KEYPLAN
1/32" = 1' - 0"
TRUE NORTH
PLAN NORTH

NOT FOR CONSTRUCTION

| REVISIONS NO. | DATE | DESCRIPTION |
|---|---|---|
| | | |

Designed by: R.Terazas / J. Hernandez
Drawn by: R.Terazas / J. Hernandez
Reviewed by: T. Martinson
Submitted by: 17 CES/CENMP

PROJECT TITLE
REPAIR KITCHEN FLOORING, B334
JCGU25-7007
17th TRAINING WING
GOODFELLOW AIR FORCE BASE, TEXAS

PROJECT NUMBER: JCGU 25-7007

SHEET TITLE
DEMO AND NEW FLOORPLAN

DATE: 4 DECEMBER 2025

| SEQ | SHEET | OF |
|---|---|---|
| 05 | AD-101 | 07 |

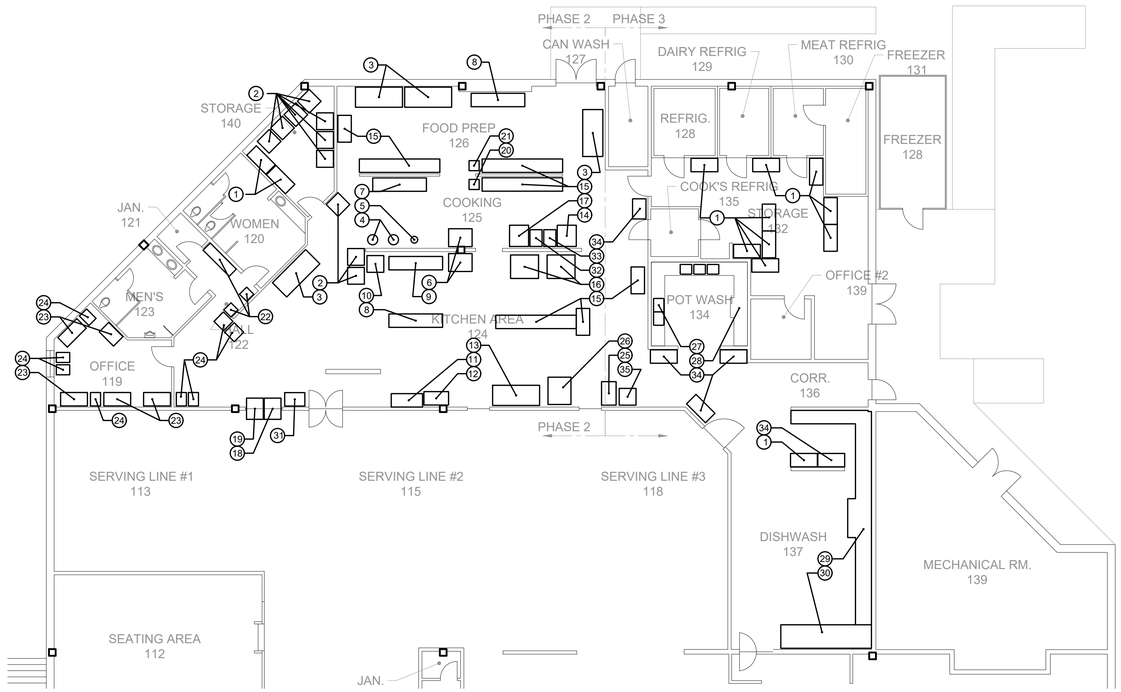


1 EQUIPMENT PLAN

SCALE: 1/32" = 1' - 0"

TRUE NORTH

PLAN NORTH

# KITCHEN EQUIPMENT

| TAG # | NAME | HOOKUP (IF APPLICABLE) | MFR (IF AVAILABLE) | REMARKS |
|---|---|---|---|---|
| 1 | SHELVING | N/A | N/A | 5 TIER MTL SHELVES |
| 2 | DUNNAGE RACKS | N/A | N/A | SINGLE TIER FLOOR RACKS |
| 3 | 3-DOOR REFRIGERATOR | ELECTRIC | TRAULSEN | |
| 4 | LARGE STEAM KETTLE | GAS / WATER | VULCAN | 40 GALLON STEAM KEETLE |
| 5 | SMALL STEAM KETTLE | GAS / WATER | VULCAN | 6 GALLON STEAM KETTLE |
| 6 | COMBINATION OVENS | GAS | RATIONAL | (2) DOUBLE STACKED COMBO OVENS |
| 7 | 3-COMPARTMENT SINK | WATER | WASSERTOM | SINK W/ WORK SPACE |
| 8 | WORK TABLE W/ SINK | WATER | N/A | |
| 9 | 3-COMPARTMENT FRYER | GAS | PITCO | |
| 10 | OVERN | ELECTRIC | DUKE | CONVECTION OVEN AND PROOFER |
| 11 | BLAST CHILLER | ELECTRIC | TRAULSEN | |
| 12 | 3-DOOR FREEZER | ELECTRIC | TRAULSEN | |
| 13 | ICE MACHINE AND BIN | WATER | HOSHIZAKI AND FOLLET | |
| 14 | CONVECTION OVEN | GAS | VULCAN | |
| 15 | PREP TABLE | N/A | N/A | |
| 16 | TILT SKILLET | ELECTRIC | CLEVELAND RANGE | 40 GALLON TILT SKILLET |
| 17 | COMBINATION OVEN | GAS | RATIONAL | ROLL-IN COMBO OVEN |
| 18 | PASS THROUGH WARMER | ELECTRIC | TRAULSEN | |
| 19 | PASS THROUGH FRIDGE | ELECTRIC | TRAULSEN | |
| 20 | STAND MIXER | ELECTRIC | N/A | |
| 21 | BUFFALO CHOPPER | ELECTRIC | N/A | |
| 22 | METAL LOCKERS | N/A | N/A | |
| 23 | DESK | N/A | N/A | |
| 24 | FILING CABINET | N/A | N/A | |
| 25 | PASS THROUGH WARMER | ELECTRIC | VICKTORY | |
| 26 | REACH-IN WARMER | ELECTRIC | TRAULSEN | |
| 27 | SINKS AND COUNTER | WATER / ELECTRIC | N/A | SINK W/GARBAGE DISPOSAL |
| 28 | CLIPPER | WATER / GAS? | HOBART | CLIPPER WITH BOOSTER HEATER |
| 29 | CLIPPER | WATER / ELECTRIC? | CHAMPION | DISHWASHER AND CONVEYOR BELT |
| 30 | TRAY ACCUMULATOR AND TROUGH COLLECTOR | N/A | AEROWORKS AND SLAVAJOR | |
| 31 | ROLLING TABLE | N/A | N/A | |
| 32 | ROLLING BREAD RACK | N/A | N/A | |
| 33 | ROLLING PUSH CART | N/A | N/A | |
| 34 | WHEELED SHELVING | N/A | N/A | 4-TIER METAL SHELVING |
| 35 | METAL DOUGH RACK | N/A | N/A | |

NOT FOR CONSTRUCTION

REVISIONS

| NO. | DATE | DESCRIPTION |
|---|---|---|

Designed by: R.Terazas / J. Hernandez
Drawn by: R.Terazas / J. Hernandez
Reviewed by: T. Martinson
Submitted by: 17 CES/CENMP

PROJECT TITLE

REPAIR KITCHEN FLOORING, B334
JCGU25-7007
17th TRAINING WING
GOODFELLOW AIR FORCE BASE, TEXAS

PROJECT NUMBER: JCGU 25-7007

SHEET TITLE

EQUIPMENT PLAN

DATE: 4 DECEMBER 2025

| SEQ | SHEET | OF |
|---|---|---|
| 06 | Q-101 | 07 |

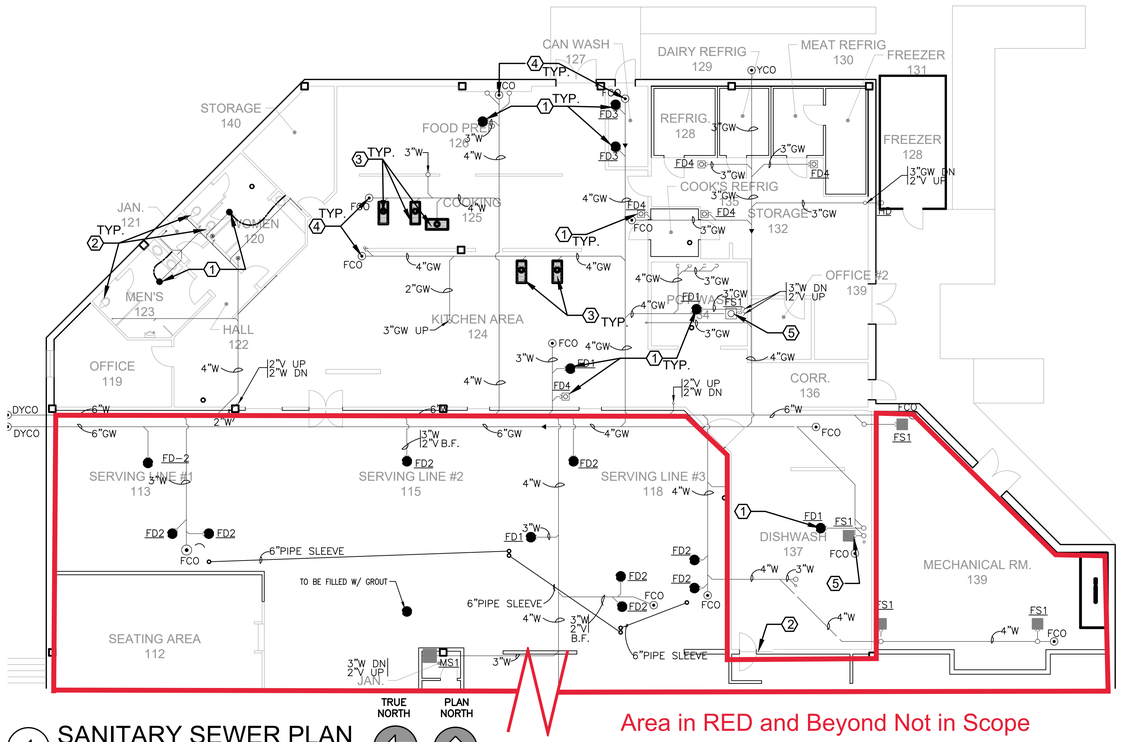


Area in RED and Beyond Not in Scope

1 SANITARY SEWER PLAN

SCALE: $\frac{1}{32}$" = 1' - 0"

## GENERAL NOTES

1. WORK SHALL BE COORDINATED WITH OTHER TRADES
2. CONTRACTOR SHALL ENSURE WORK IS PERFORMED IN ACCORDANCE WITH THE MOST RECENT IPC AND UFC.

## KEYNOTES AS DENOTED BY

1. CONTRACTOR SHALL DEMOLISH EXISTING FLOOR DRAIN HUB ASSEMBLY, STRAINER, AND PROVIDE NEW. REFER TO SCHEDULE
2. EXISTING FLOOR MOUNTED WATER CLOSET. CONTRACTOR SHALL (X) REMOVE, STORE, AND REINSTALL UPON COMPLETION OF WORK. PROVIDE NEW WAX SEAL AND GASKET PRIOR TO INSTALLATION.
3. EXISTING TRENCH DRAINS TO REMAIN.
4. EXISTING FLOOR CLEANOUT TO REMAIN.
5. EXISTING FLOOR SINKS TO REMAIN.

## LEGEND

NOT IN CONTRACT

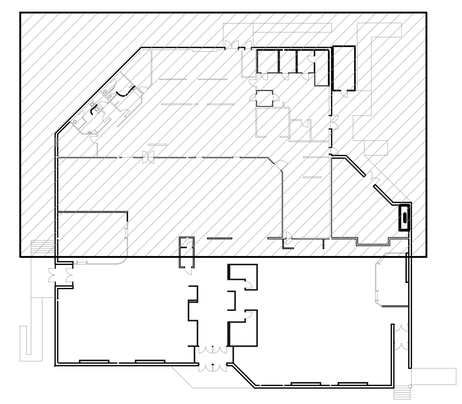

KEYPLAN

$\frac{1}{32}$" = 1' - 0"

TRUE NORTH

PLAN NORTH

NOT FOR CONSTRUCTION

| REVISIONS NO. | DATE | DESCRIPTION |
|---|---|---|
| | | |

Designed by: R.Terazas / J. Hernandez
Drawn by: R.Terazas / J. Hernandez
Reviewed by: T. Martinson
Submitted by: 17 CES/CEMMP

PROJECT TITLE

REPAIR KITCHEN FLOORING, B334
JCGU25-7007
17th TRAINING WING
GOODFELLOW AIR FORCE BASE, TEXAS

PROJECT NUMBER: JCGU 25-7007

SHEET TITLE

SAN. SEWER PLUMBING PLAN

DATE: 4 DECEMBER 2025

| SEQ | SHEET | OF |
|---|---|---|
| 07 | P-101 | 07 |