within
INTERIOR DESIGN

HP135 BEQ Renovation CL

Marine Corps Base, Camp Lejeune, NC

Structural Interior Design Package
Sealed Final Submittal
May 2026

Table of Contents

1. Point of Contact List
2. Narrative of Interior Design Objectives
3. Meeting Minutes
4. Finish Plans & Schedules
5. Finish Boards

Point of Contact List

A&E Architect
John Schmied, AIA, LEED AP BD+C
MBF Architects
317-C Pollock Street
New Bern, NC 28560
(252) 637-6373
schmied@mbfarchitects.com

A&E Interior Designer
Jamie Kissel, NCIDQ, CID
Within Interior Design
1008 Granby Street
Norfolk, VA 23510
(757) 224-0489
jkissel@withindesigns.com

Base Architectural Supervisor
Cathy Martin
Architectural Design Branch/Public Works Division
1005 Michael Road
Camp Lejeune, North Carolina 28547
(910) 451-0394
catherine.martin@usmc.mil

SID Narrative

INTERIOR DESIGN CRITERIA
Interior Design work will comply with the latest edition of the following codes and standards:

FC 1-300-09N Navy & Marine Corps Design Requirements
UFC 1-200-01 DoD Building Code
UFC 3-120-01 Design: Sign Standards
UFC 3-120-10 Interior Design
UFC 3-190-06 Protective Coatings and Paints

INTERIOR BASIS OF DESIGN
This Basis of Design Narrative outlines the proposed Structural Interior Design requirements for Repairs to BEQ HP135 at United States Marine Corps Base, Camp Lejeune. The interior finishes are the most exposed interior elements in a building and must be durable to withstand the daily traffic and demands of the environment. To meet these objectives, the SID package will use all the general requirements for interior finishes that have been applied in similar facilities recently constructed at MCB Camp Lejeune, as well as best practices recommended by manufacturers for areas requiring enhanced durability. Structural finishes in accordance with the following guidelines will provide longevity and timeless aesthetics without compromising the functional integrity of the facility.

Finishes will be selected because of their high durability and low maintenance requirements. Luxury vinyl tile flooring will be used in sleeping quarters and office spaces, while common lounge areas will receive epoxy resinous flooring. Porcelain tile will cover the floors in the head/ shower rooms. The laundry rooms corridors and utility spaces on all floors will receive sealed concrete floors.

Interior partitions will be painted CMU & drywall. Accent walls will be painted in sleeping rooms to provide visual variety. Offices will recieve a solid accent wall while toilet rooms will recieve porcelain tile with a porcelain tile accent band. All wall finishes will be cohesive to adjacent spaces and provide a fresh and upgraded look. Drywall and exposed ceilings will also have a painted finish.

Interior signage will be provided throughout the facility to form a well-organized, comprehensive interior environment that guides users and visitors through the building. Interior Signage will include identification, directional, and informational systems utilizing permanent and changeable signage.

Meeting Minutes

within
INTERIOR DESIGN

within
INTERIOR DESIGN

1008 Granby Street | Norfolk, VA 23510 | 757.224.0489

MEETING MINUTES

Project: Repair BEQ HP135
Meeting: 50% Review Meeting
Date: December 18th, 2025
Location: Microsoft Teams Meeting

PROJECT TEAM IN ATTENDANCE:

Architecture	MBF Architects	(252) 637-6373
Civil Engineer	Avolis Engineering	(252) 633-0068
Structural Engineer	Kaydos-Daniels Engineers	(919) 828-4966
Mechanical/Electrical/Plumbing	Crenshaw Consulting	(919) 871-1070
Fire Protection	Jensen Hughes	(757) 213-6856
Cost Estimating	Aiken Cost Consultants	(864) 232-9342
Geotechnical	ECS Southeast	(919) 861-9910
Interior Design	Within Interior Design	(757) 224-0489

Below are the items that were addressed at the 50% Review Meeting.

50% REVIEW COMMENTS

REVIEWER: TREAVOR STREETER

Item #13 I-501: Reflect the accessible sign design, layout, and fonts as additional typical signage details.

Response: Clarify during review meeting.

Clarify with John from MBF.

Item #18 Overall Note: Ensure sleeping rooms are outfitted for 2 occupants, not 3. Double-check furniture and life safety layouts reflect this.

Response: Furniture is not part of the interiors scope. MBF to coordinate.

Item #58 I-101: Grid linetype bleeds into the closet in sleeping room 101. Linetype is trimmed in a couple closets but not the others. Come up with a standard for showing different materials through linetypes and weights, they should all be consistently marked/displayed.

Response: Concur. Line weights will be edited.

Item #59 I-101: Trim additional lines bleeding into surfaces and furniture.

Response: Concur. Drawings will be cleaned up.

Item #60 I-111 – I-113: Include stairwell sign locations for interior stairwells on these sheets. I see they are added later, but to keep it consistent, add to overall plans, not just the enlarged ones.

Response: Concur. Stairwell signage will be added to overall furniture plans on each floor.

Item #61 I-202: Label grout joint thickness. Also, include callout for silicone caulk for interior transitions from tile to tile (Like at the base of detail A1). Grout will crack and separate, caulking will last much longer and be better for long-term water proofing.

Response: Concur. Annotations will be added.

Item #62 I-601: Pnt-3 is called out for Duty room 146 and all typical sleeping rooms, but there is no Pnt-3 listed on the finish legend. Coordinate interior design selections to room usage and rectify this discrepancy.

Response: Concur. Correction will be made to PNT-3.

ACTION ITEMS

1. **95% Submittal due to government on 2/9/26.**

within
INTERIOR DESIGN

1008 Granby Street | Norfolk, VA 23510 | 757.224.0489

MEETING MINUTES

Project: Repair BEQ HP135
Meeting: Pre-Final Review Meeting
Date: March 4th, 2026
Location: 1005 Michael Road

PROJECT TEAM IN ATTENDANCE:

Architecture	MBF Architects	(252) 637-6373
Civil Engineer	Avolis Engineering	(252) 633-0068
Structural Engineer	Kaydos-Daniels Engineers	(919) 828-4966
Mechanical/Electrical/Plumbing	Crenshaw Consulting	(919) 871-1070
Fire Protection	Jensen Hughes	(757) 213-6856
Cost Estimating	Aiken Cost Consultants	(864) 232-9342
Geotechnical	ECS Southeast	(919) 861-9910
Interior Design	Within Interior Design	(757) 224-0489

Below are the items that were addressed at the 95% Review Meeting.

95% REVIEW COMMENTS

REVIEWER: TREAVOR STREETER

Item #11 A-601/I-101: Include sill for door 138, concrete flooring in the vending/corridor area changes to Resilient flooring in the kitchen and is not "technically" combustible-proof.

Response: Kitchen flooring will be changed to quarry tile (WID)

Item #12 I-102: Missing linework for the wall between 240 and 248 + 340 and 348.

Response: Concur. Graphics will be reviewed.

Item #18 I-101: Closets in rooms 100 and 102 have no lineweights under the shelving, add the lvt floor hatching there.

Response: Concur. Graphics will be reviewed.

Item #19 I-202: Grout joint thickness was not called out for, which was confirmed in the 50% comments.

Response: Concur. 1/8" grout thickness has been added to detail A1 and A3 on I-202.

Item #22 I-101: Laundry Room 148 has diagonal lines notating (I assume) the dropped ceiling, but if we're just showing the flooring, can we omit the lines so as not to confuse the flooring sub?

Response: Concur. Ceiling has been hidden in the view

Item #23 SID: I-103: For room 305, Have the shower surround touch the north of the sleeping room bathroom. There's a small gap showing the tile floor as opposed to being only the shower enclosure.

Response: Concur. To be coordinated with Architecture.

Item #24 SID: I-101/102/103: Missing door cutouts in the lounge (348) room, and linen storage (346), Mechanical Corridor 350 near the exit stairwell, Mechanical Corridor 349 near the exit stairwell, Mechanical Corridor (249), Lounge (248), Laundry (242), Mechanical Corridor (250) near the exit stairwell, Mechanical Corridor (149) both sides of entry/exit of the corridor, Laundry (148), Stair (141), Laundry (142), Duty (146), Electrical (144), Mechanical Corridor (150) both sides of entry/exit of corridor. Just looking for similar programmed materials to be shown the same way throughout the drawing documents.

Response: Concur. Cut planes will be reviewed and corrected.

Item #25 SID: I-101: Inconsistent portrayal of bathroom fixtures, ensure all toilet rooms and sleeping rooms have the same fixtures detailed. For example, toilet 143 shows all fixtures needed in the bathroom, toilet 243 only shows a toilet and sink, toilet 343 also only shows sink and toilet.

Response: Concur. To be coordinated with Architecture.

Item #26 SID: I-201: Add additional Finish Note: "LVT flooring coverage includes the entirety of the sleeping room, and continues into the wardrobes of each sleeping room."

Response: Concur. Note has been added.

Item #27 SID: I-202: Are we going to have a schleuter or quarter-round for the top edge of the janitor room tile where it meets the drywall? (A3), it'll be an unfinished edge with a caulking seam covering a 2-tone porcelain tile. Call out the transition strip (preferable), or call out the caulking/grout seam. If using a metal transition strip, match the color/finish to the Satin Anodized that the other tile-to-tile, tile-to-finished surfaces are calling for.

Response: A3/I-202 references detail A4/I-502 which is a schluter strip transition at janitor walls.

Item #28 SID: Sheet A-601/I-101: Include sill for door 138, concrete flooring in the vending/corridor area changes to Resilient flooring in the kitchen and is not "technically" combustible-proof. Recently, this comment has inspired a change to quarry tile in the kitchen. Let's reflect this so as to keep some consistent design elements. 8"x8" throughbody, unglazed quarry tile in a medium/light grey tone. Cove base and inside cove corners included too.

Response: Concur. Kitchen flooring will be changed to quarry tile

Item #29 SID: Sheet I-102: Missing linework for the wall between 240 and 248 + 340 and 348.

Response: Concur. Concur. Graphics will be reviewed.

Item #30 SID: Sheet I-101: Closets in room 100 and 102 have no lineweights under the shelving, add the lvt floor hatching there.

Response: Concur. Graphics will be reviewed.

Item #31 SID: Sheet I-202: Grout joint thickness was not called out for, which was confirmed in the 50% comments. Please include proposed grout thickness on detail A1, I-202 (hopefully 1/8"). I see it is included in the finish notes on I-601, but I'd like it visually noted on A1, I-202. This is where the sub will probably stop, look, and start installing. Let's get it noted earlier.

Response: Concur. 1/8" grout thickness has been added to detail A1 and A3 on I-202.

Item #32 SID: Sheet I-501: Drop the "2" on sign S3 a few ticks so that the number is fully legible. Center it vertically between "Floor" and "Rooms 230-240"

Response: Concur. Concur. 5" tactile number has been adjusted.

Item #33 SID: Sheet I-501: Drop the "A" on sign S8 a few ticks so that the letter is inside of the 8" delineation. Consider dropping the stair and the letter by a few ticks so as to make things fit without squeezing the white space.

Response: Concur. This is a result of some graphics issue when printing. The A sits beside STAIR. Grapchics will be reviewed before printing again.

Item #34 SID: Sheet I-601: There is a size listed on the grout choice for Floor tile TL-1 (GR-1) as "3?1"... change GR-1 and GR-2 to reflect the grout joint thickness for the appropriate surrounding tile.

Response: Concur. Typo has been corrected.

Item #35 SID: GR-1 Epoxy grout looks a touch more brown than the more mauve/grey flooring. Could we switch the grout color to something that's closer to the hue of the floor while being a touch darker to help hide stains and grime?

Response: Concur. A darker grout will be selected.

Item #36 SID: The base RB-1 "toast 289" also seems to be a touch more mocha than the flooring, could we get something tinted just a touch more grey?

Response: Concur.

Item #37 SID: There are no products shown for the wall tile or the accent tile, cannot give a review on the colors or selections on this or the grout wall tile without having product to compare it to.

Response: Concur. Wall tile imagery will be added to the SID binder.

Item #38 SID: RES-1 should be reselected to coordinate with the accent wall. A few lighter grey/rosewater tones can help make-up the color to transition to the exterior walkways, but I'd like to see a color closer to oatmeals/soft whites/warm greys. -To confirm with Base housing rep Kara Wagner. While awaiting a response, please mock up what this would look like to not have wasted time during selections and the iterative design process.

Response: Concur. Reselection sample will be sent to Kara. Will coordinate address for shipping.

1008 Granby Street | Norfolk, VA 23510 | 757.224.0489

Action Items

1. **Confirm that all 50% and 95% changes are captured in the drawings and SID binder.**

Schedule

1. **4/2 is the Final submission to the Govt.**

Finish Plans & Schedules

REVISIONS			
SYM.	DESCRIPTION	DATE	APP.

FINISH NOTES

A. FINISHES INDICATED ARE THE APPROVED BASIS OF DESIGN TO CONVEY COLOR, PATTERN, TEXTURE AND SALIENT CHARACTERISTICS ONLY. THE LISTING OF MANUFACTURER INFORMATION IS NOT INTENDED TO LIMIT THE SELECTION OF PRODUCTS PROVIDED BY OTHER MANUFACTURERS. PRODUCTS MEETING THESE CRITERIA WILL BE CONSIDERED AND MUST BE REVIEWED BY THE INTERIOR DESIGNER OF RECORD (IDOR) AND THE NAVFAC INTERIOR DESIGNER AND APPROVED BY THE CONTRACTING OFFICER.

B. FINISH ITEMS ARE NOT TO BE SUBSTITUTED DUE TO ORDERING LEAD TIMES. IT IS THE CONTRACTOR'S RESPONSIBILITY TO ORDER ALL MATERIALS IN TIME TO AVOID DELAYS.

C. COORDINATE THERMOSTAT LOCATIONS WITH MECHANICAL DRAWINGS AND CONSTRUCTION MANAGER. INSTALL THERMOSTATS NEAR A CORNER OF THE ROOM OR BY LIGHT SWITCHES. DO NOT INSTALL THERMOSTATS IN THE CENTER OF A WALL.

D. ALL INTERIOR FINISHES IN VERTICAL EXIT WAYS, EXIT LOBBIES, AND EXIT CORRIDORS MUST MEET MINIMUM CLASS A RATING.

E. ALL MATERIALS/PRODUCTS ARE TO BE INSTALLED PER MANUFACTURER'S INSTALLATION REQUIREMENTS

F. SPRAY PAINT ELECTRICAL PANELS, ACCESS PANELS, AND EXPANSION JOINTS TO MATCH THE ADJACENT WALL COLOR. PANELS PAINTED BY BRUSH ARE NOT ACCEPTABLE

FINISH NOTES

G. ALL FLOORING TRANSITIONS MUST MEET ABA GUIDELINES. FLOORING TRANSITIONS OCCURRING UNDER DOORS MUST BE CENTERED UNDER DOOR.

H. INSTALL CORNER GUARDS (CG-1) ON ALL OUTSIDE CORNERS. INSTALL END WALL PROTECTORS AT OPEN ENDED WALLS. CORNER GUARDS AND END CAPS MUST BE FULL HEIGHT AND SHOULD NOT BE USED ON CMU WALLS, TILED WALLS, OR MANUFACTURED STONE WALLS.

I. ROOMS IDENTIFIED TO RECEIVE TILE ON WALLS MUST INCLUDE METAL TRANSITIONS ON ALL OUTSIDE AND INSIDE CORNERS AS WELL AS THE INTERSECTION BETWEEN FLOOR AND WALL TILE WHERE APPLICABLE FOR A COMPLETE INSTALLATION.

J. ALL AREAS TO RECEIVE RESILIENT BASE (RB-1) WITH THE EXCEPTION OF AREAS RECEIVING FLOOR TILE OR EPOXY RESINOUS FLOORING.

K. ALL WALLS TO BE PAINTED (PNT-1) UNLESS OTHERWISE INDICATED. ALL HOLLOW METAL DOORS AND DOOR FRAMES TO BE PAINTED (PNT-5). ALL GWB & EXPOSED CEILINGS TO BE PAINTED (PNT-6).

L. ALL WINDOW SILLS TO BE SOLID SURFACE (SS-2).

M. ALL SHOWER FLOORS AND SHOWER WALLS TO BE SOLID SURFACE (SS-3).

N. ALL TILE TO RECEIVE GROUT FINISH (GR-1).

O. LVT FLOORING COVERAGE INCLUDES THE ENTIRETY OF EACH SLEEPING ROOM ALL THE WAY UP TO THE DOORWAY INTO THE TOILET/SHOWER COMPARTMENT. SEE ENLARGED PLAN VIEW B1/I-401.

P. SEE I-601 FOR FINISH LEGEND.

FLOOR FINISH KEY

- LVT-1
- RES-1
- RES-2
- SC-1
- T-1
- T-4

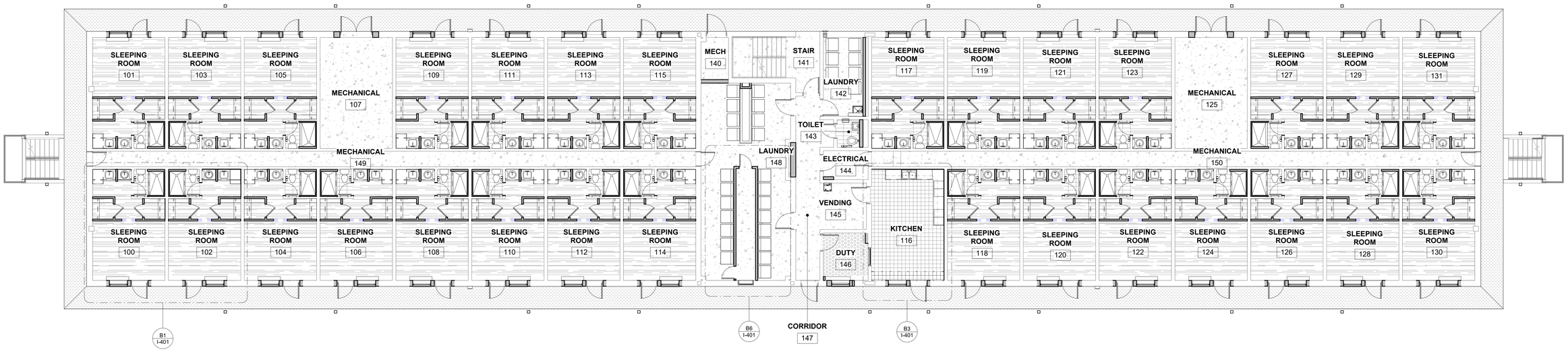

B1 1ST FLOOR FINISH PLAN

SCALE: 1/8" = 1'-0"

GRAPHIC SCALE:

1/8" =1'-0" 0' 4' 8' 16'

File Path: W:\2511 HP135 BEQ Renovation CLIRewit\2505B CID 2023-HP135.rvt
Print Date: 5/11/2026 6:11:43 PM

JAMIE D. KISSEL
Cert. No. 002152
15 MAY 2026
COMMONWEALTH OF VIRGINIA
CERTIFIED INTERIOR DESIGNER

within
INTERIOR DESIGN
1108 GRANBY STREET
NORFOLK, VA 23510
757.224.0489

MBFA NO.

M&F ARCHITECTS P.A.
CERT. NO. 50679
NEW BERN N.C.

DES. JDK
DR. APG
CHK. JDK
SUBMITTED BY:
DESIGN DIR. CHRIS MAAS
APPROVED: PWO OR OICC DATE
SATISFACTORY TO: DATE

I-101

DEPARTMENT OF THE NAVY NAVAL FACILITIES ENGINEERING SYSTEMS COMMAND

MARINE CORPS BASE

CAMP LEJEUNE, NORTH CAROLINA

REPAIR BEQ HP135

FIRST FLOOR FINISH PLAN

SIZE	CODE IDENT. NO.	NAVFAC DRAWING NO.
E1	80091	60042869
		CONSTR. CONTR. NO. N40085-25-B-0011
SCALE AS NOTED	SPEC. 05-25-0011	SHEET 72 OF 206

REVISIONS			
SYM.	DESCRIPTION	DATE	APP.

FINISH NOTES

A. FINISHES INDICATED ARE THE APPROVED BASIS OF DESIGN TO CONVEY COLOR, PATTERN, TEXTURE AND SALIENT CHARACTERISTICS ONLY. THE LISTING OF MANUFACTURER INFORMATION IS NOT INTENDED TO LIMIT THE SELECTION OF PRODUCTS PROVIDED BY OTHER MANUFACTURERS. PRODUCTS MEETING THESE CRITERIA WILL BE CONSIDERED AND MUST BE REVIEWED BY THE INTERIOR DESIGNER OF RECORD (IDOR) AND THE NAVFAC INTERIOR DESIGNER AND APPROVED BY THE CONTRACTING OFFICER.

B. FINISH ITEMS ARE NOT TO BE SUBSTITUTED DUE TO ORDERING LEAD TIMES. IT IS THE CONTRACTOR'S RESPONSIBILITY TO ORDER ALL MATERIALS IN TIME TO AVOID DELAYS.

C. COORDINATE THERMOSTAT LOCATIONS WITH MECHANICAL DRAWINGS AND CONSTRUCTION MANAGER. INSTALL THERMOSTATS NEAR A CORNER OF THE ROOM OR BY LIGHT SWITCHES. DO NOT INSTALL THERMOSTATS IN THE CENTER OF A WALL.

D. ALL INTERIOR FINISHES IN VERTICAL EXIT WAYS, EXIT LOBBIES, AND EXIT CORRIDORS MUST MEET MINIMUM CLASS A RATING.

E. ALL MATERIALS/PRODUCTS ARE TO BE INSTALLED PER MANUFACTURER'S INSTALLATION REQUIREMENTS

F. SPRAY PAINT ELECTRICAL PANELS, ACCESS PANELS, AND EXPANSION JOINTS TO MATCH THE ADJACENT WALL COLOR. PANELS PAINTED BY BRUSH ARE NOT ACCEPTABLE

FINISH NOTES

G. ALL FLOORING TRANSITIONS MUST MEET ABA GUIDELINES. FLOORING TRANSITIONS OCCURRING UNDER DOORS MUST BE CENTERED UNDER DOOR.

H. INSTALL CORNER GUARDS (CG-1) ON ALL OUTSIDE CORNERS. INSTALL END WALL PROTECTORS AT OPEN ENDED WALLS. CORNER GUARDS AND END CAPS MUST BE FULL HEIGHT AND SHOULD NOT BE USED ON CMU WALLS, TILED WALLS, OR MANUFACTURED STONE WALLS.

I. ROOMS IDENTIFIED TO RECEIVE TILE ON WALLS MUST INCLUDE METAL TRANSITIONS ON ALL OUTSIDE AND INSIDE CORNERS AS WELL AS THE INTERSECTION BETWEEN FLOOR AND WALL TILE WHERE APPLICABLE FOR A COMPLETE INSTALLATION.

J. ALL AREAS TO RECEIVE RESILIENT BASE (RB-1) WITH THE EXCEPTION OF AREAS RECEIVING FLOOR TILE OR EPOXY RESINOUS FLOORING.

K. ALL WALLS TO BE PAINTED (PNT-1) UNLESS OTHERWISE INDICATED. ALL HOLLOW METAL DOORS AND DOOR FRAMES TO BE PAINTED (PNT-5). ALL GWB & EXPOSED CEILINGS TO BE PAINTED (PNT-6).

L. ALL WINDOW SILLS TO BE SOLID SURFACE (SS-2).

M. ALL SHOWER FLOORS AND SHOWER WALLS TO BE SOLID SURFACE (SS-3).

N. ALL TILE TO RECEIVE GROUT FINISH (GR-1).

O. LVT FLOORING COVERAGE INCLUDES THE ENTIRETY OF EACH SLEEPING ROOM ALL THE WAY UP TO THE DOORWAY INTO THE TOILET/SHOWER COMPARTMENT. SEE ENLARGED PLAN VIEW B1/I-401.

P. SEE I-601 FOR FINISH LEGEND.

FLOOR FINISH KEY

- LVT-1
- RES-1
- RES-2
- SC-1
- T-1
- T-4

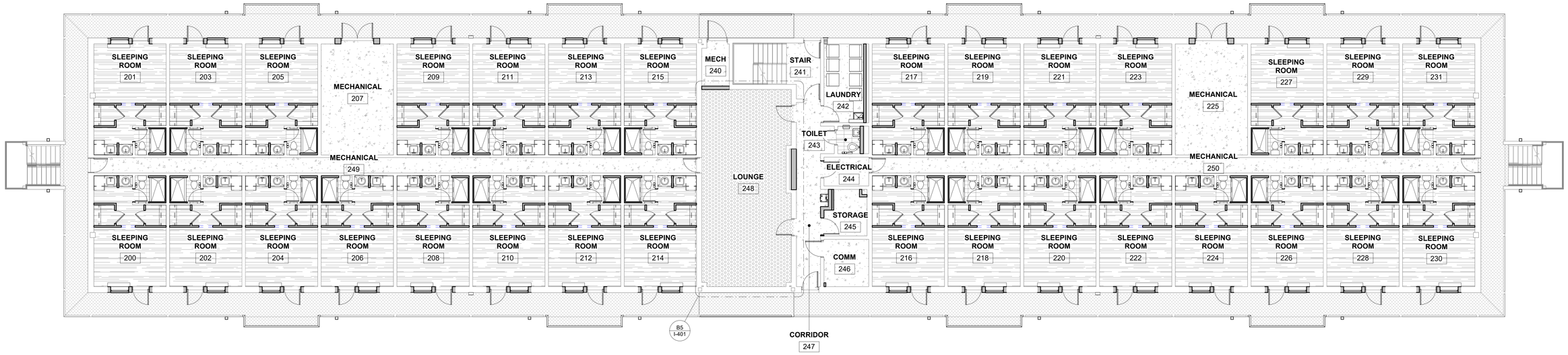

B1 2ND FLOOR FINISH PLAN

SCALE: 1/8" = 1'-0"

GRAPHIC SCALE:

1/8" =1'-0" 0' 4' 8' 16'

File Path: W:\2511-HP135 BEQ Renovation CLR\ewit\2505B CID 2023-HP135.rvt
Print Date: 5/11/2026 6:11:44 PM

JAMIE D. KISSEL
Cert. No. 050679
15 MAY 2026
COMMONWEALTH OF VIRGINIA
CERTIFIED INTERIOR DESIGNER

MBFA NO.:

within
INTERIOR DESIGN
1008 GRANBY STREET
NORFOLK, VA 23510
757.224.0409

M&C ARCHITECTS P.A.
CERT. NO. 50679
NEW BERN, NC

DES. JDK
DR. APG
CHK. JDK
SUBMITTED BY:
DESIGN DIR. CHRIS MAAS
APPROVED: PWO OR OICC DATE
SATISFACTORY TO: DATE

I-102

DEPARTMENT OF THE NAVY NAVAL FACILITIES ENGINEERING SYSTEMS COMMAND

MARINE CORPS BASE

CAMP LEJEUNE, NORTH CAROLINA

REPAIR BEQ HP135

SECOND FLOOR FINISH PLAN

SIZE	CODE IDENT. NO.	NAVFAC DRAWING NO.
E1	80091	60042870
		CONSTR. CONTR. NO. N40085-25-B-0011
SCALE AS NOTED	SPEC. 05-25-0011	SHEET 73 OF 206

REVISIONS			
SYM.	DESCRIPTION	DATE	APP.

FINISH NOTES

A. FINISHES INDICATED ARE THE APPROVED BASIS OF DESIGN TO CONVEY COLOR, PATTERN, TEXTURE AND SALIENT CHARACTERISTICS ONLY. THE LISTING OF MANUFACTURER INFORMATION IS NOT INTENDED TO LIMIT THE SELECTION OF PRODUCTS PROVIDED BY OTHER MANUFACTURERS. PRODUCTS MEETING THESE CRITERIA WILL BE CONSIDERED AND MUST BE REVIEWED BY THE INTERIOR DESIGNER OF RECORD (IDOR) AND THE NAVFAC INTERIOR DESIGNER AND APPROVED BY THE CONTRACTING OFFICER.

B. FINISH ITEMS ARE NOT TO BE SUBSTITUTED DUE TO ORDERING LEAD TIMES. IT IS THE CONTRACTOR'S RESPONSIBILITY TO ORDER ALL MATERIALS IN TIME TO AVOID DELAYS.

C. COORDINATE THERMOSTAT LOCATIONS WITH MECHANICAL DRAWINGS AND CONSTRUCTION MANAGER. INSTALL THERMOSTATS NEAR A CORNER OF THE ROOM OR BY LIGHT SWITCHES. DO NOT INSTALL THERMOSTATS IN THE CENTER OF A WALL.

D. ALL INTERIOR FINISHES IN VERTICAL EXIT WAYS, EXIT LOBBIES, AND EXIT CORRIDORS MUST MEET MINIMUM CLASS A RATING.

E. ALL MATERIALS/PRODUCTS ARE TO BE INSTALLED PER MANUFACTURER'S INSTALLATION REQUIREMENTS

F. SPRAY PAINT ELECTRICAL PANELS, ACCESS PANELS, AND EXPANSION JOINTS TO MATCH THE ADJACENT WALL COLOR. PANELS PAINTED BY BRUSH ARE NOT ACCEPTABLE

FINISH NOTES

G. ALL FLOORING TRANSITIONS MUST MEET ABA GUIDELINES. FLOORING TRANSITIONS OCCURRING UNDER DOORS MUST BE CENTERED UNDER DOOR.

H. INSTALL CORNER GUARDS (CG-1) ON ALL OUTSIDE CORNERS. INSTALL END WALL PROTECTORS AT OPEN ENDED WALLS. CORNER GUARDS AND END CAPS MUST BE FULL HEIGHT AND SHOULD NOT BE USED ON CMU WALLS, TILED WALLS, OR MANUFACTURED STONE WALLS.

I. ROOMS IDENTIFIED TO RECEIVE TILE ON WALLS MUST INCLUDE METAL TRANSITIONS ON ALL OUTSIDE AND INSIDE CORNERS AS WELL AS THE INTERSECTION BETWEEN FLOOR AND WALL TILE WHERE APPLICABLE FOR A COMPLETE INSTALLATION.

J. ALL AREAS TO RECEIVE RESILIENT BASE (RB-1) WITH THE EXCEPTION OF AREAS RECEIVING FLOOR TILE OR EPOXY RESINOUS FLOORING.

K. ALL WALLS TO BE PAINTED (PNT-1) UNLESS OTHERWISE INDICATED. ALL HOLLOW METAL DOORS AND DOOR FRAMES TO BE PAINTED (PNT-5). ALL GWB & EXPOSED CEILINGS TO BE PAINTED (PNT-6).

L. ALL WINDOW SILLS TO BE SOLID SURFACE (SS-2).

M. ALL SHOWER FLOORS AND SHOWER WALLS TO BE SOLID SURFACE (SS-3).

N. ALL TILE TO RECEIVE GROUT FINISH (GR-1).

O. LVT FLOORING COVERAGE INCLUDES THE ENTIRETY OF EACH SLEEPING ROOM ALL THE WAY UP TO THE DOORWAY INTO THE TOILET/SHOWER COMPARTMENT. SEE ENLARGED PLAN VIEW B1/I-401.

P. SEE I-601 FOR FINISH LEGEND.

FLOOR FINISH KEY

- LVT-1
- RES-1
- RES-2
- SC-1
- T-1
- T-4

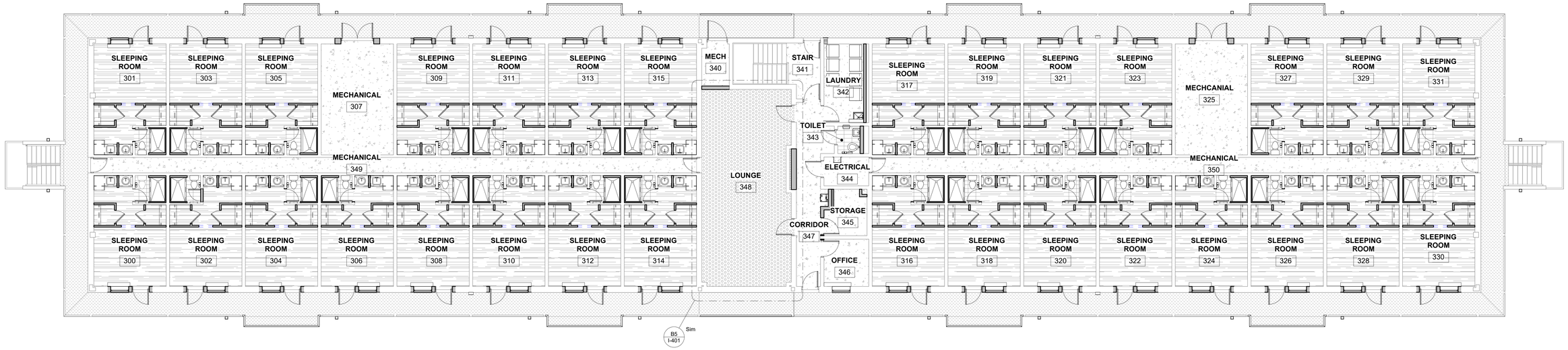

B1 3RD FLOOR FINISH PLAN

SCALE: 1/8" = 1'-0"

GRAPHIC SCALE:

1/8" =1'-0" 0' 4' 8' 16'

File Path: W:\2511-HP135 BEQ Renovation CLR\rewit\2505B CID 2023-HP135.rvt
Print Date: 5/11/2026 6:11:45 PM

JAMIE D. KISSEL
Cert. No. 050115
15 MAY 2026
COMMONWEALTH OF VIRGINIA
CERTIFIED INTERIOR DESIGNER

within
INTERIOR DESIGN
1008 GRANBY STREET
NORFOLK, VA 23510
757.224.0409

MBFA NO.:

MAAS ARCHITECTS P.A.
CERT. NO. 50679
NEW BERN, NC

DES. JDK
DR. APG
CHK. JDK
SUBMITTED BY:
DESIGN DIR. CHRIS MAAS
APPROVED: PWO OR OICC DATE
SATISFACTORY TO: DATE

I-103

DEPARTMENT OF THE NAVY NAVAL FACILITIES ENGINEERING SYSTEMS COMMAND

MARINE CORPS BASE

CAMP LEJEUNE, NORTH CAROLINA

REPAIR BEQ HP135

THIRD FLOOR FINISH PLAN

SIZE	CODE IDENT. NO.	NAVFAC DRAWING NO.
E1	80091	60042871
		CONSTR. CONTR. NO. N40085-25-B-0011
SCALE AS NOTED	SPEC. 05-25-0011	SHEET 74 OF 206

REVISIONS			
SYM.	DESCRIPTION	DATE	APP.

SIGNAGE SCHEDULE

TYPE	DESCRIPTION	QTY
S1	SLEEPING QUARTERS IDENTIFICATION SIGN	90
S2	PERMANENT ROOM IDENTIFICATION SIGN	20
S3	STAIRWELL LEVEL INDICATOR	15
S5	UNISEX RESTROOM IDENTIFICATION SIGN	3
S6	SMALL DIRECTIONAL SIGN	20
S7	EXTERIOR ROOM SIGN	13
S8	STAIRWELL IDENTIFICATION SIGN	18

SIGNAGE NOTES

A. ALL SIGNAGE TO COMPLY WITH UFC 3 120 01.
B. ALL SIGN TYPES, TEXT WORDING, AND ROOM NUMBERS TO BE VERIFIED WITH END USER AND REVIEWED BY NAVFAC INTERIOR DESIGNER PRIOR TO FABRICATION.
C. ALL GRADE 2 BRAILLE TO BE TACTILE RAISED 0.8 MM FROM THE SURFACE WITH ROUNDED DOTS.
D. SIGNS MUST USE HIGH CONTRAST, NON-GLARE FINISHES. CHARACTERS MUST BE UPPER CASE AND USE SANS SERIF FONTS.
E. SIGNS MUST INCLUDE CLEAR VISUAL ELEMENTS FOR INDIVIDUALS WITH LOW VISION, BLINDNESS AND COGNITIVE DISABILITIES.
F. REFER TO SHEET I-501 FOR SIGNAGE DETAILS.
G. SEE ELEVATIONS B5/I-501 & C5/I-501 FOR MOUNTING HEIGHT OF ACRYLIC SIGNAGE.
H. REFER TO SHEET I-601 FINISH LEGEND FOR SIGNAGE FINISHES.
I. MOUNTING OF SIGNAGE SYSTEM SHALL INCLUDE SURFACE MOUNTING WITH SCREW-ON APPLICATION FOR INTERIOR WALLS.
J. SIGNS THAT MOUNT TO GLASS SHALL INCLUDE AN EQUALLY SIZED BLANK SIGN PANEL ALIGNED TO OPPOSITE SIDE OF THE GLASS.

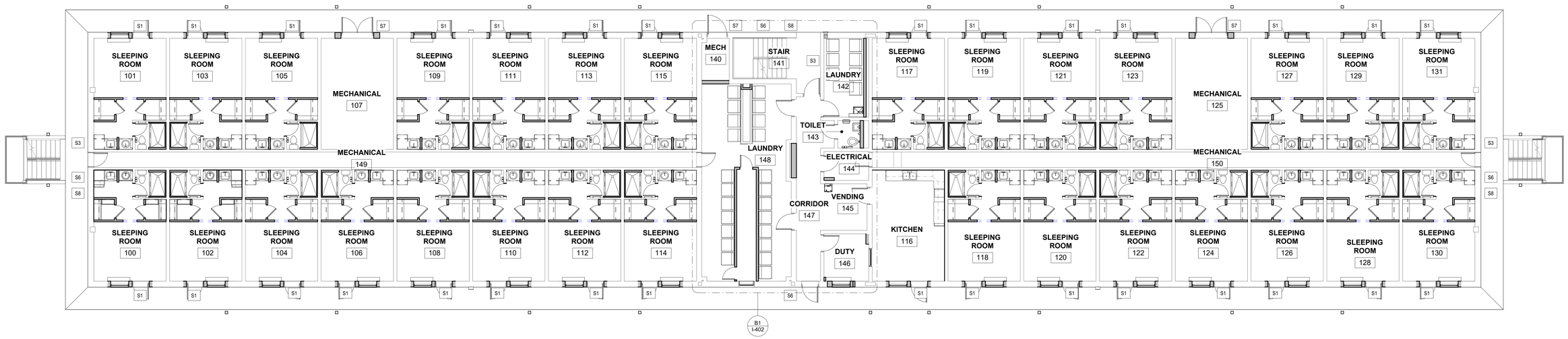

B1 1ST FLOOR SIGNAGE PLAN
SCALE: 1/8" = 1'-0"

GRAPHIC SCALE:
1/8" =1'-0" 0' 4' 8' 16'

File Path: W:\2511 HP135 BEQ Renovation CLIR\revit\2505B CID 2023-HP135.rvt
Print Date: 5/14/2026 6:11:46 PM

COMMONWEALTH OF VIRGINIA
JAMIE D. KISSEL
Cert. No. 001152
15 MAY 2026
CERTIFIED INTERIOR DESIGNER

within INTERIOR DESIGN
1008 GRANBY STREET
NORFOLK, VA 23510
757.224.0489

MBFA NO:

MBF ARCHITECTS, P.A.
CERT. NO. 50679
NEW BERN, N.C.

DES. JDK
DR. APG
CHK. JDK
SUBMITTED BY:
DESIGN DIR. CHRIS MAAS
APPROVED: PWO OR OICC DATE
SATISFACTORY TO: DATE

I-111

DEPARTMENT OF THE NAVY NAVAL FACILITIES ENGINEERING SYSTEMS COMMAND

MARINE CORPS BASE
CAMP LEJEUNE, NORTH CAROLINA

REPAIR BEQ HP135

FIRST FLOOR SIGNAGE PLAN

SIZE E1 | CODE IDENT. NO. 80091 | NAVFAC DRAWING NO. 60042872
CONSTR. CONTR. NO. N40085-25-B-0011
SCALE AS NOTED | SPEC. 05-25-0011 | SHEET 75 OF 206

REVISIONS			
SYM.	DESCRIPTION	DATE	APP.

SIGNAGE SCHEDULE

TYPE	DESCRIPTION	QTY
S1	SLEEPING QUARTERS IDENTIFICATION SIGN	90
S2	PERMANENT ROOM IDENTIFICATION SIGN	20
S3	STAIRWELL LEVEL INDICATOR	15
S5	UNISEX RESTROOM IDENTIFICATION SIGN	3
S6	SMALL DIRECTIONAL SIGN	20
S7	EXTERIOR ROOM SIGN	13
S8	STAIRWELL IDENTIFICATION SIGN	18

SIGNAGE NOTES

A. ALL SIGNAGE TO COMPLY WITH UFC 3 120 01.
B. ALL SIGN TYPES, TEXT WORDING, AND ROOM NUMBERS TO BE VERIFIED WITH END USER AND REVIEWED BY NAVFAC INTERIOR DESIGNER PRIOR TO FABRICATION.
C. ALL GRADE 2 BRAILLE TO BE TACTILE RAISED 0.8 MM FROM THE SURFACE WITH ROUNDED DOTS.
D. SIGNS MUST USE HIGH CONTRAST, NON-GLARE FINISHES. CHARACTERS MUST BE UPPER CASE AND USE SANS SERIF FONTS.
E. SIGNS MUST INCLUDE CLEAR VISUAL ELEMENTS FOR INDIVIDUALS WITH LOW VISION, BLINDNESS AND COGNITIVE DISABILITIES.
F. REFER TO SHEET I-501 FOR SIGNAGE DETAILS.
G. SEE ELEVATIONS B5/I-501 & C5/I-501 FOR MOUNTING HEIGHT OF ACRYLIC SIGNAGE.
H. REFER TO SHEET I-601 FINISH LEGEND FOR SIGNAGE FINISHES.
I. MOUNTING OF SIGNAGE SYSTEM SHALL INCLUDE SURFACE MOUNTING WITH SCREW-ON APPLICATION FOR INTERIOR WALLS.
J. SIGNS THAT MOUNT TO GLASS SHALL INCLUDE AN EQUALLY SIZED BLANK SIGN PANEL ALIGNED TO OPPOSITE SIDE OF THE GLASS.

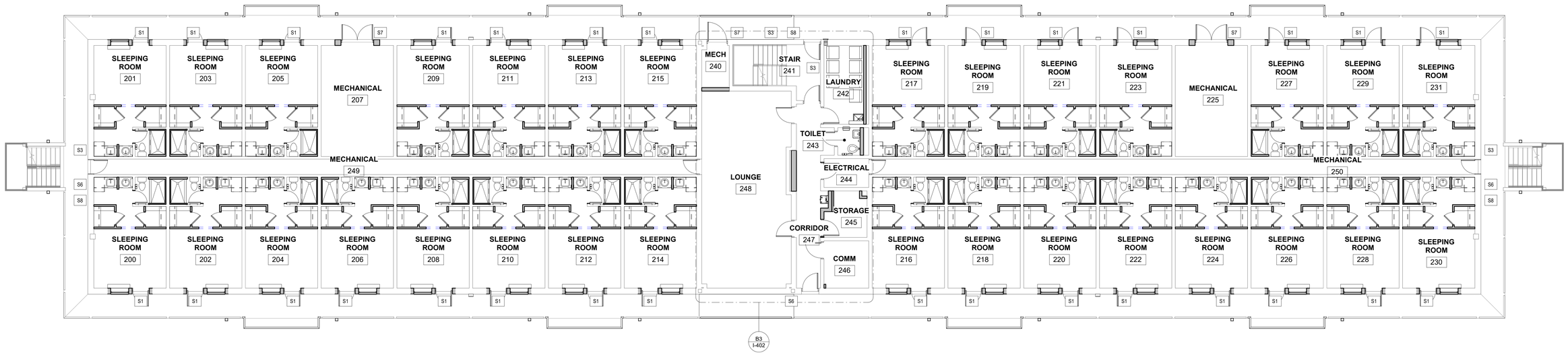

B1 2ND FLOOR SIGNAGE PLAN

SCALE: 1/8" = 1'-0"

GRAPHIC SCALE:

1/8" =1'-0" 0' 4' 8' 16'

File Path: W:\2511 HP135 BEQ Renovation CLIRewit\2505B CID 2023-HP135.rvt
Print Date: 5/11/2026 6:11:47 PM

COMMONWEALTH OF VIRGINIA
JAMIE D. KISSEL
Cert. No. 0501152
15 MAY 2026
CERTIFIED INTERIOR DESIGNER

MBFA NO.:

within
INTERIOR DESIGN
1108 GRANBY STREET
NORFOLK, VA 23510
757.224.0489

MBF ARCHITECTS P.A.
CERT. NO. 50679
NEW BERN N.C.

DES. JDK
DR. APG
CHK. JDK
SUBMITTED BY:
DESIGN DIR. CHRIS MAAS
APPROVED: PWO OR OICC DATE
SATISFACTORY TO: DATE

DEPARTMENT OF THE NAVY NAVAL FACILITIES ENGINEERING SYSTEMS COMMAND

MARINE CORPS BASE
CAMP LEJEUNE, NORTH CAROLINA

REPAIR BEQ HP135

SECOND FLOOR SIGNAGE PLAN

SIZE	CODE IDENT. NO.	NAVFAC DRAWING NO.
E1	80091	60042873
		CONSTR. CONTR. NO. N40085-25-B-0011
SCALE AS NOTED	SPEC. 05-25-0011	SHEET 76 OF 206

I-112

REVISIONS			
SYM.	DESCRIPTION	DATE	APP.

SIGNAGE SCHEDULE

TYPE	DESCRIPTION	QTY
S1	SLEEPING QUARTERS IDENTIFICATION SIGN	90
S2	PERMANENT ROOM IDENTIFICATION SIGN	20
S3	STAIRWELL LEVEL INDICATOR	15
S5	UNISEX RESTROOM IDENTIFICATION SIGN	3
S6	SMALL DIRECTIONAL SIGN	20
S7	EXTERIOR ROOM SIGN	13
S8	STAIRWELL IDENTIFICATION SIGN	18

SIGNAGE NOTES

A. ALL SIGNAGE TO COMPLY WITH UFC 3 120 01.
B. ALL SIGN TYPES, TEXT WORDING, AND ROOM NUMBERS TO BE VERIFIED WITH END USER AND REVIEWED BY NAVFAC INTERIOR DESIGNER PRIOR TO FABRICATION.
C. ALL GRADE 2 BRAILLE TO BE TACTILE RAISED 0.8 MM FROM THE SURFACE WITH ROUNDED DOTS.
D. SIGNS MUST USE HIGH CONTRAST, NON-GLARE FINISHES. CHARACTERS MUST BE UPPER CASE AND USE SANS SERIF FONTS.
E. SIGNS MUST INCLUDE CLEAR VISUAL ELEMENTS FOR INDIVIDUALS WITH LOW VISION, BLINDNESS AND COGNITIVE DISABILITIES.
F. REFER TO SHEET I-501 FOR SIGNAGE DETAILS.
G. SEE ELEVATIONS B5/I-501 & C5/I-501 FOR MOUNTING HEIGHT OF ACRYLIC SIGNAGE.
H. REFER TO SHEET I-601 FINISH LEGEND FOR SIGNAGE FINISHES.
I. MOUNTING OF SIGNAGE SYSTEM SHALL INCLUDE SURFACE MOUNTING WITH SCREW-ON APPLICATION FOR INTERIOR WALLS.
J. SIGNS THAT MOUNT TO GLASS SHALL INCLUDE AN EQUALLY SIZED BLANK SIGN PANEL ALIGNED TO OPPOSITE SIDE OF THE GLASS.

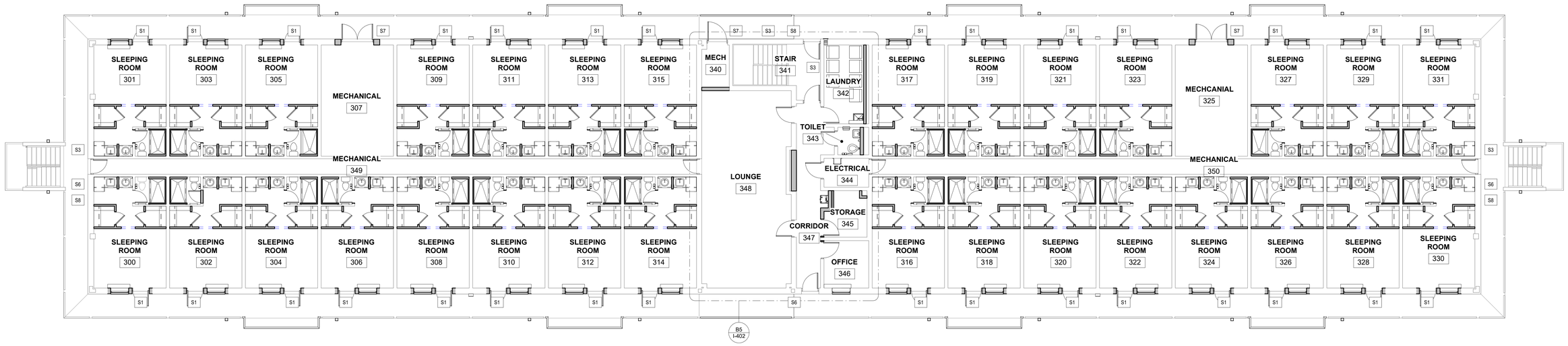

B1 3RD FLOOR SIGNAGE PLAN
SCALE: 1/8" = 1'-0"

GRAPHIC SCALE:
1/8" =1'-0" 0' 4' 8' 16'

COMMONWEALTH OF VIRGINIA
JAMIE D. KISSEL
Cert. No. 001152
15 MAY 2026
CERTIFIED INTERIOR DESIGNER

MBF ARCHITECTS P.A.
REGISTERED ARCHITECTURAL CORPORATION
CERT. NO. 50679
NEW BERN N.C.

within INTERIOR DESIGN
1008 GRANBY STREET
NORFOLK, VA 23510
757.224.0489

MBFA NO.:

I-113

DEPARTMENT OF THE NAVY NAVAL FACILITIES ENGINEERING SYSTEMS COMMAND

MARINE CORPS BASE
CAMP LEJEUNE, NORTH CAROLINA

REPAIR BEQ HP135

THIRD FLOOR SIGNAGE PLAN

DES. JDK
DR. APG
CHK. JDK
SUBMITTED BY:
DESIGN DIR. CHRIS MAAS
APPROVED: PWO OR OICC DATE
SATISFACTORY TO: DATE

SIZE	CODE IDENT. NO.	NAVFAC DRAWING NO.
E1	80091	60042874
		CONSTR. CONTR. NO. N40085-25-B-0011
SCALE AS NOTED	SPEC. 05-25-0011	SHEET 77 OF 206

File Path: W:\2511 HP135 BEQ Renovation CL\Revit\2505B CID 2023-HP135.rvt
Print Date: 5/11/2026 6:11:47 PM

REVISIONS			
SYM.	DESCRIPTION	DATE	APP.

FINISH NOTES

A. FINISHES INDICATED ARE THE APPROVED BASIS OF DESIGN TO CONVEY COLOR, PATTERN, TEXTURE AND SALIENT CHARACTERISTICS ONLY. THE LISTING OF MANUFACTURER INFORMATION IS NOT INTENDED TO LIMIT THE SELECTION OF PRODUCTS PROVIDED BY OTHER MANUFACTURERS. PRODUCTS MEETING THESE CRITERIA WILL BE CONSIDERED AND MUST BE REVIEWED BY THE INTERIOR DESIGNER OF RECORD (IDOR) AND THE NAVFAC INTERIOR DESIGNER AND APPROVED BY THE CONTRACTING OFFICER.

B. FINISH ITEMS ARE NOT TO BE SUBSTITUTED DUE TO ORDERING LEAD TIMES. IT IS THE CONTRACTOR'S RESPONSIBILITY TO ORDER ALL MATERIALS IN TIME TO AVOID DELAYS.

C. COORDINATE THERMOSTAT LOCATIONS WITH MECHANICAL DRAWINGS AND CONSTRUCTION MANAGER. INSTALL THERMOSTATS NEAR A CORNER OF THE ROOM OR BY LIGHT SWITCHES. DO NOT INSTALL THERMOSTATS IN THE CENTER OF A WALL.

D. ALL INTERIOR FINISHES IN VERTICAL EXIT WAYS, EXIT LOBBIES, AND EXIT CORRIDORS MUST MEET MINIMUM CLASS A RATING.

E. ALL MATERIALS/PRODUCTS ARE TO BE INSTALLED PER MANUFACTURER'S INSTALLATION REQUIREMENTS

F. SPRAY PAINT ELECTRICAL PANELS, ACCESS PANELS, AND EXPANSION JOINTS TO MATCH THE ADJACENT WALL COLOR. PANELS PAINTED BY BRUSH ARE NOT ACCEPTABLE

FINISH NOTES

G. ALL FLOORING TRANSITIONS MUST MEET ABA GUIDELINES. FLOORING TRANSITIONS OCCURRING UNDER DOORS MUST BE CENTERED UNDER DOOR.

H. INSTALL CORNER GUARDS (CG-1) ON ALL OUTSIDE CORNERS. INSTALL END WALL PROTECTORS AT OPEN ENDED WALLS. CORNER GUARDS AND END CAPS MUST BE FULL HEIGHT AND SHOULD NOT BE USED ON CMU WALLS, TILED WALLS, OR MANUFACTURED STONE WALLS.

I. ROOMS IDENTIFIED TO RECEIVE TILE ON WALLS MUST INCLUDE METAL TRANSITIONS ON ALL OUTSIDE AND INSIDE CORNERS AS WELL AS THE INTERSECTION BETWEEN FLOOR AND WALL TILE WHERE APPLICABLE FOR A COMPLETE INSTALLATION.

J. ALL AREAS TO RECEIVE RESILIENT BASE (RB-1) WITH THE EXCEPTION OF AREAS RECEIVING FLOOR TILE OR EPOXY RESINOUS FLOORING.

K. ALL WALLS TO BE PAINTED (PNT-1) UNLESS OTHERWISE INDICATED. ALL HOLLOW METAL DOORS AND DOOR FRAMES TO BE PAINTED (PNT-5). ALL GWB & EXPOSED CEILINGS TO BE PAINTED (PNT-6).

L. ALL WINDOW SILLS TO BE SOLID SURFACE (SS-2).

M. ALL SHOWER FLOORS AND SHOWER WALLS TO BE SOLID SURFACE (SS-3).

N. ALL TILE TO RECEIVE GROUT FINISH (GR-1).

O. LVT FLOORING COVERAGE INCLUDES THE ENTIRETY OF EACH SLEEPING ROOM ALL THE WAY UP TO THE DOORWAY INTO THE TOILET/SHOWER COMPARTMENT. SEE ENLARGED PLAN VIEW B1/I-401.

P. SEE I-601 FOR FINISH LEGEND.

CASEWORK NOTES

1. CASEWORK CONSTRUCTION AS INDICATED IN THE DOCUMENTS MUST BE IN ACCORDANCE WITH A.W.I. QUALITY STANDARDS FOR FLUSH OVERLAY CONSTRUCTION. SEMI-EXPOSED SURFACES TO BE CONSTRUCTED USING CUSTOM GRADE STANDARDS
2. ALL CASEWORK MUST BE IN COMPLIANCE WITH UFGS SECTION 06 41 16.0 AND SECTION 06 61 1.
3. ALL COUNTERTOP AND BACK/SIDE SPLASHES TO BE SOLID SURFACE (SS-1). BACK/SIDE SPLASHES ARE ONLY TO BE APPLIED AT WALLS WITHOUT FULL HEIGHT SPLASH OR TILE.
4. ALL BASE CABINETS, WALL CABINETS, APRONS AND SHROUDS WILL BE PLASTIC LAMINATE (PLAM-1).
5. ALL BASE CABINET TOE KICKS WILL BE RUBBER BASE (RB-1).
6. SEE SHEET I-601 FOR FINISH LEGEND.

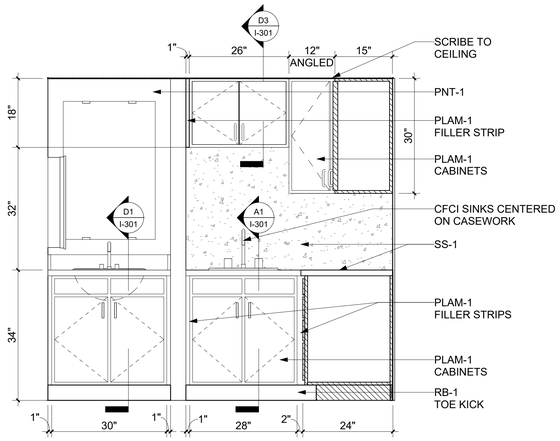

C1 TYP. BATHROOM VANITY & KITCHENETTE

SCALE: 3/4" = 1'-0"

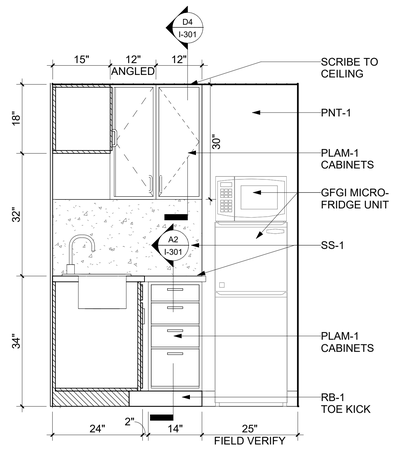

C2 TYP. KITCHENETTE

SCALE: 3/4" = 1'-0"

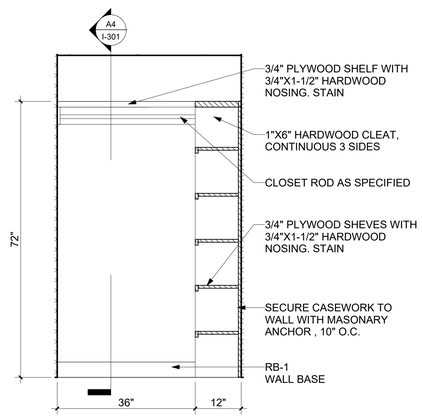

C3 TYP. CLOSET ROD

SCALE: 3/4" = 1'-0"

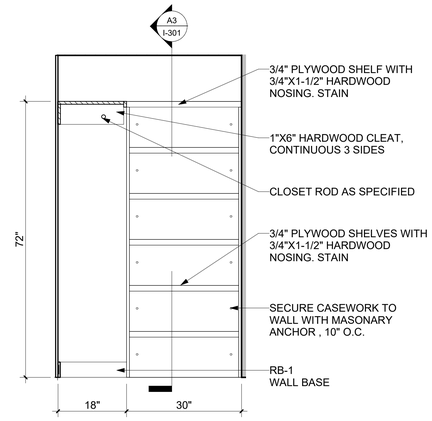

C4 TYP. CLOSET CASEWORK

SCALE: 3/4" = 1'-0"

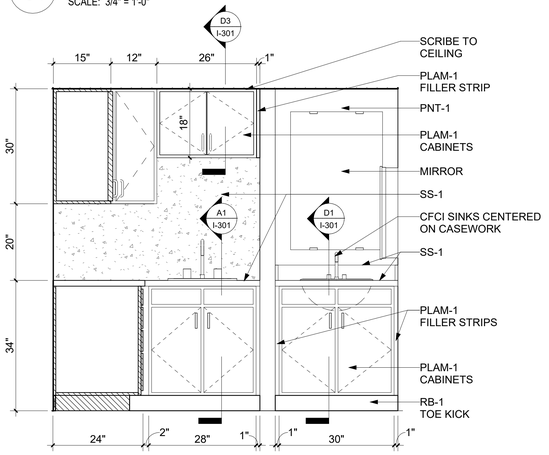

A1 TYP. BATHROOM VANITY & KITCHENETTE

SCALE: 3/4" = 1'-0"

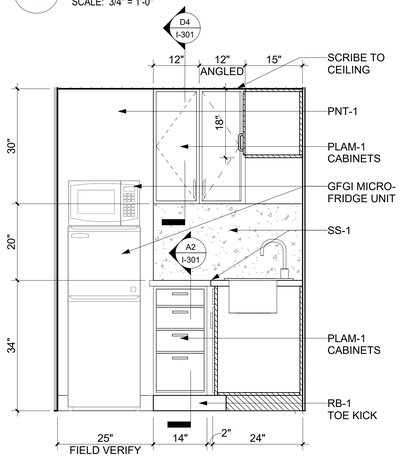

A2 TYP. KITCHENETTE

SCALE: 3/4" = 1'-0"

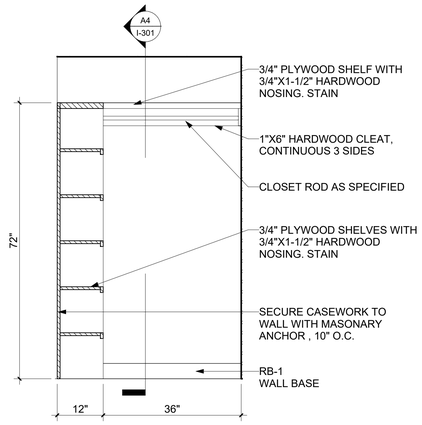

A3 TYP. CLOSET ROD

SCALE: 3/4" = 1'-0"

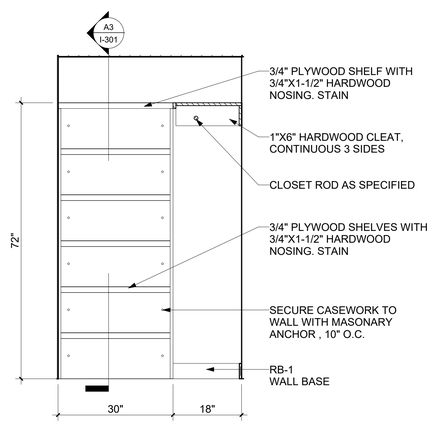

A4 TYP. CLOSET CASEWORK

SCALE: 3/4" = 1'-0"

GRAPHIC SCALE:

3/4" =1'-0" 0' 1' 2' 3'

COMMONWEALTH OF VIRGINIA — JAMIE D. KISSEL — Cert. No. 2001162 — 15 MAY 2026 — CERTIFIED ARCHITECTURAL DESIGN PROFESSIONAL

MBFA NO:

within INTERIOR DESIGN
1008 GRANBY STREET
NORFOLK, VA 23510
757.224.0489

MBF ARCHITECTS, P.A. — CERT. NO. 50679 — NEW BERN N.C.

DES. JDK
DR. APG
CHK. JDK
SUBMITTED BY:
DESIGN DIR. CHRIS MAAS
APPROVED: PWO OR OICC DATE
SATISFACTORY TO: DATE

DEPARTMENT OF THE NAVY NAVAL FACILITIES ENGINEERING SYSTEMS COMMAND

MARINE CORPS BASE

CAMP LEJEUNE, NORTH CAROLINA

REPAIR BEQ HP135

INTERIOR ELEVATIONS

SIZE	CODE IDENT. NO.	NAVFAC DRAWING NO.
E1	80091	60042875
	CONSTR. CONTR. NO.	N40085-25-B-0011
SCALE AS NOTED	SPEC. 05-25-0011	SHEET 78 OF 206

I-201

File Path: W:\2511 HP135 BEQ Renovation CLI\Revit\2505B CID 2023-HP135.rvt
Print Date: 5/11/2026 6:11:48 PM

REVISIONS			
SYM.	DESCRIPTION	DATE	APP.

FINISH NOTES

A. FINISHES INDICATED ARE THE APPROVED BASIS OF DESIGN TO CONVEY COLOR, PATTERN, TEXTURE AND SALIENT CHARACTERISTICS ONLY. THE LISTING OF MANUFACTURER INFORMATION IS NOT INTENDED TO LIMIT THE SELECTION OF PRODUCTS PROVIDED BY OTHER MANUFACTURERS. PRODUCTS MEETING THESE CRITERIA WILL BE CONSIDERED AND MUST BE REVIEWED BY THE INTERIOR DESIGNER OF RECORD (IDOR) AND THE NAVFAC INTERIOR DESIGNER AND APPROVED BY THE CONTRACTING OFFICER.

B. FINISH ITEMS ARE NOT TO BE SUBSTITUTED DUE TO ORDERING LEAD TIMES. IT IS THE CONTRACTOR'S RESPONSIBILITY TO ORDER ALL MATERIALS IN TIME TO AVOID DELAYS.

C. COORDINATE THERMOSTAT LOCATIONS WITH MECHANICAL DRAWINGS AND CONSTRUCTION MANAGER. INSTALL THERMOSTATS NEAR A CORNER OF THE ROOM OR BY LIGHT SWITCHES. DO NOT INSTALL THERMOSTATS IN THE CENTER OF A WALL.

D. ALL INTERIOR FINISHES IN VERTICAL EXIT WAYS, EXIT LOBBIES, AND EXIT CORRIDORS MUST MEET MINIMUM CLASS A RATING.

E. ALL MATERIALS/PRODUCTS ARE TO BE INSTALLED PER MANUFACTURER'S INSTALLATION REQUIREMENTS

F. SPRAY PAINT ELECTRICAL PANELS, ACCESS PANELS, AND EXPANSION JOINTS TO MATCH THE ADJACENT WALL COLOR. PANELS PAINTED BY BRUSH ARE NOT ACCEPTABLE

FINISH NOTES

G. ALL FLOORING TRANSITIONS MUST MEET ABA GUIDELINES. FLOORING TRANSITIONS OCCURRING UNDER DOORS MUST BE CENTERED UNDER DOOR.

H. INSTALL CORNER GUARDS (CG-1) ON ALL OUTSIDE CORNERS. INSTALL END WALL PROTECTORS AT OPEN ENDED WALLS. CORNER GUARDS AND END CAPS MUST BE FULL HEIGHT AND SHOULD NOT BE USED ON CMU WALLS, TILED WALLS, OR MANUFACTURED STONE WALLS.

I. ROOMS IDENTIFIED TO RECEIVE TILE ON WALLS MUST INCLUDE METAL TRANSITIONS ON ALL OUTSIDE AND INSIDE CORNERS AS WELL AS THE INTERSECTION BETWEEN FLOOR AND WALL TILE WHERE APPLICABLE FOR A COMPLETE INSTALLATION.

J. ALL AREAS TO RECEIVE RESILIENT BASE (RB-1) WITH THE EXCEPTION OF AREAS RECEIVING FLOOR TILE OR EPOXY RESINOUS FLOORING.

K. ALL WALLS TO BE PAINTED (PNT-1) UNLESS OTHERWISE INDICATED. ALL HOLLOW METAL DOORS AND DOOR FRAMES TO BE PAINTED (PNT-5). ALL GWB & EXPOSED CEILINGS TO BE PAINTED (PNT-6).

L. ALL WINDOW SILLS TO BE SOLID SURFACE (SS-2).

M. ALL SHOWER FLOORS AND SHOWER WALLS TO BE SOLID SURFACE (SS-3).

N. ALL TILE TO RECEIVE GROUT FINISH (GR-1).

O. LVT FLOORING COVERAGE INCLUDES THE ENTIRETY OF EACH SLEEPING ROOM ALL THE WAY UP TO THE DOORWAY INTO THE TOILET/SHOWER COMPARTMENT. SEE ENLARGED PLAN VIEW B1/I-401.

P. SEE I-601 FOR FINISH LEGEND.

CASEWORK NOTES

1. CASEWORK CONSTRUCTION AS INDICATED IN THE DOCUMENTS MUST BE IN ACCORDANCE WITH A.W.I. QUALITY STANDARDS FOR FLUSH OVERLAY CONSTRUCTION. SEMI-EXPOSED SURFACES TO BE CONSTRUCTED USING CUSTOM GRADE STANDARDS
2. ALL CASEWORK MUST BE IN COMPLIANCE WITH UFGS SECTION 06 41 16.0 AND SECTION 06 61 1.
3. ALL COUNTERTOP AND BACK/SIDE SPLASHES TO BE SOLID SURFACE (SS-1). BACK/SIDE SPLASHES ARE ONLY TO BE APPLIED AT WALLS WITHOUT FULL HEIGHT SPLASH OR TILE.
4. ALL BASE CABINETS, WALL CABINETS, APRONS AND SHROUDS WILL BE PLASTIC LAMINATE (PLAM-1).
5. ALL BASE CABINET TOE KICKS WILL BE RUBBER BASE (RB-1).
6. SEE SHEET I-601 FOR FINISH LEGEND.

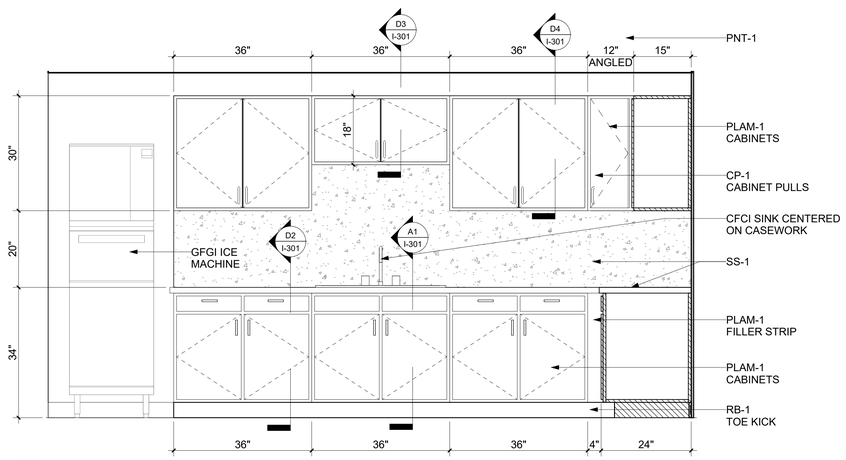

C1 LOUNGE/COMMON KITCHEN

SCALE: 3/4" = 1'-0"

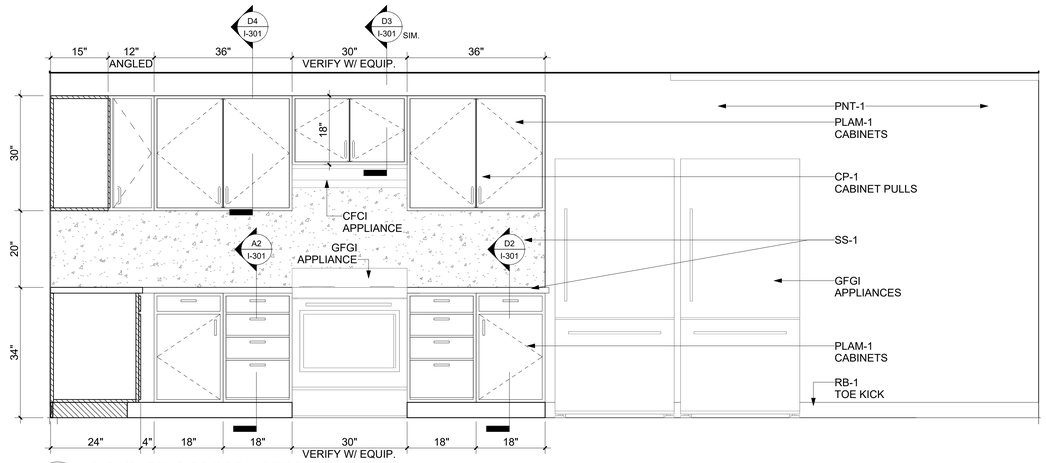

C3 LOUNGE/COMMON KITCHEN

SCALE: 3/4" = 1'-0"

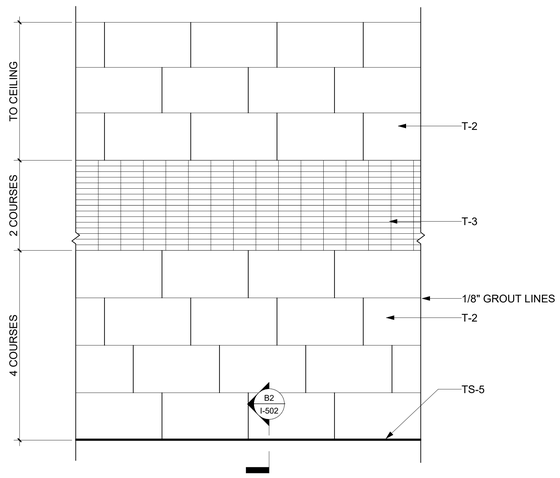

A1 TYP. RESTROOM TILE ELEVATION

SCALE: 3/4" = 1'-0"

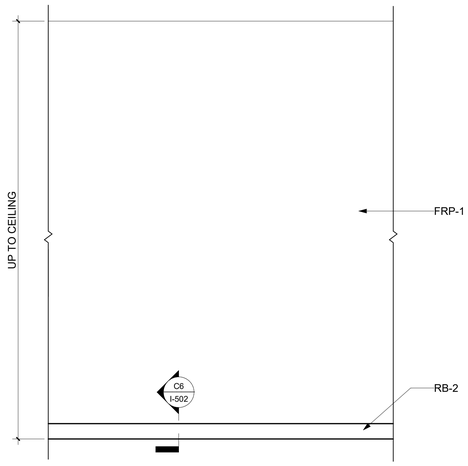

A2 TYP.DRYER CHASE ELEVATION

SCALE: 3/4" = 1'-0"

GRAPHIC SCALE:

3/4" =1'-0" 0' 1' 2' 3'

COMMONWEALTH OF VIRGINIA
JAMIE D. KISSEL
Cert. No. 001102
15 MAY 2026
CERTIFIED INTERIOR DESIGNER

within
INTERIOR DESIGN
1008 GRANBY STREET
NORFOLK, VA 23510
757.224.0489

MBF ARCHITECTS, P.A.
CERT. NO. 50679
NEW BERN, NC

I-202

MBFA NO:

DEPARTMENT OF THE NAVY NAVAL FACILITIES ENGINEERING SYSTEMS COMMAND

MARINE CORPS BASE

CAMP LEJEUNE, NORTH CAROLINA

REPAIR BEQ HP135

INTERIOR ELEVATIONS

DES.	JDK
DR.	APG
CHK.	JDK
SUBMITTED BY:	
DESIGN DIR.	CHRIS MAAS
APPROVED: PWO OR OICC	DATE
SATISFACTORY TO:	DATE

SIZE	CODE IDENT. NO.	NAVFAC DRAWING NO.
E1	80091	60042876
		CONSTR. CONTR. NO. N40085-25-B-0011
SCALE AS NOTED	SPEC. 05-25-0011	SHEET 79 OF 206

File Path: W:\2511 HP135 BEQ Renovation CLL\Revit\2505B CID 2023-HP135.rvt
Print Date: 5/11/2026 6:11:46 PM

REVISIONS			
SYM.	DESCRIPTION	DATE	APP.

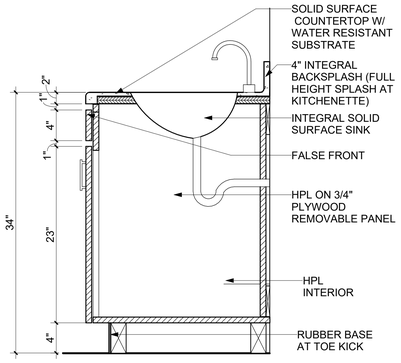

D1 SECTION - RESTROOM SINK CABINET

SCALE: 1 1/2" = 1'-0"

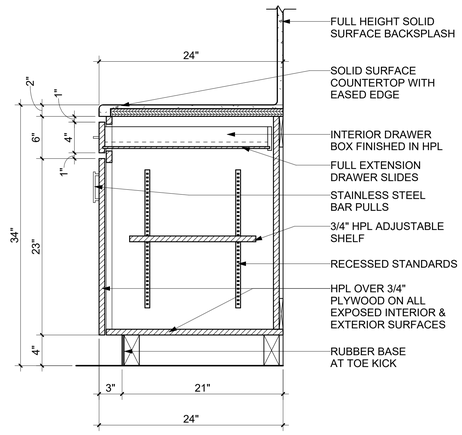

D2 SECTION - DOOR/DRAWER BASE CAB.

SCALE: 1 1/2" = 1'-0"

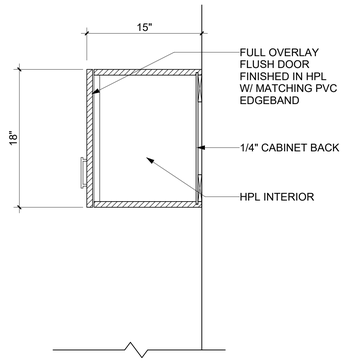

D3 SECTION - UPPER CABINET 18"H

SCALE: 1 1/2" = 1'-0"

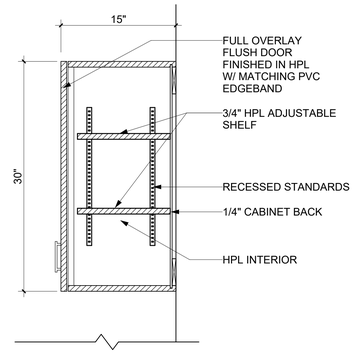

D4 SECTION - UPPER CABINET 30"H

SCALE: 1 1/2" = 1'-0"

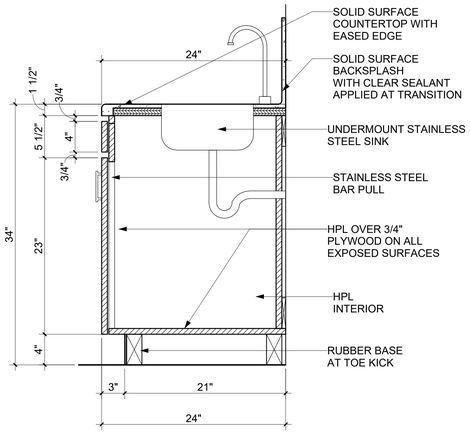

A1 SECTION - SINK CABINET

SCALE: 1 1/2" = 1'-0"

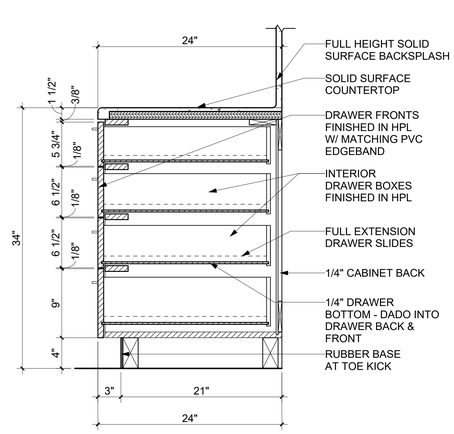

A2 SECTION - 4 DRAWER BASE CAB.

SCALE: 1 1/2" = 1'-0"

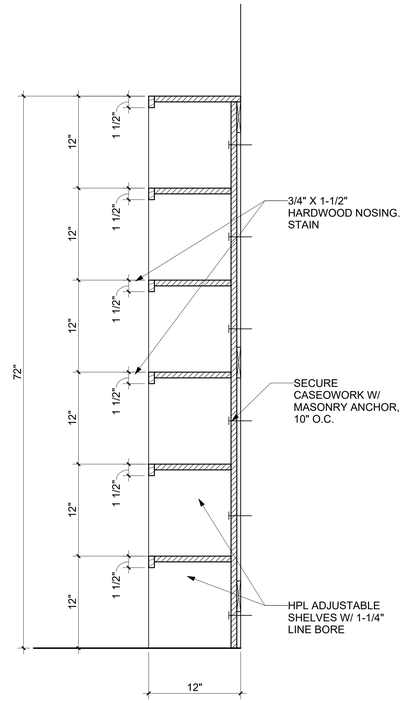

A3 SECTION - CLOSET SHELVING

SCALE: 1 1/2" = 1'-0"

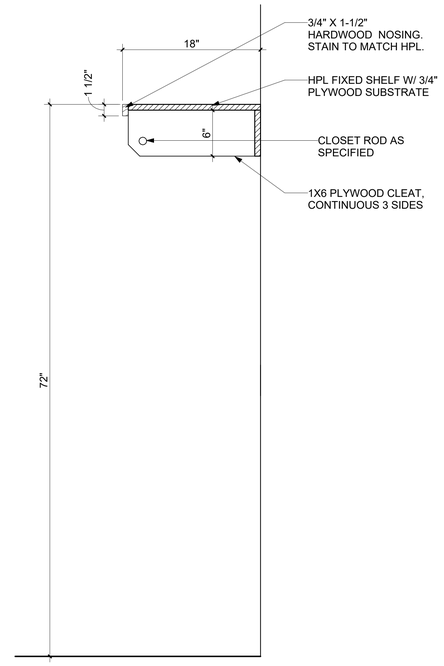

A4 SECTION - CLOSET HANGING ROD

SCALE: 1 1/2" = 1'-0"

CASEWORK NOTES

1. CASEWORK CONSTRUCTION AS INDICATED IN THE DOCUMENTS MUST BE IN ACCORDANCE WITH A.W.I. QUALITY STANDARDS FOR FLUSH OVERLAY CONSTRUCTION. SEMI-EXPOSED SURFACES TO BE CONSTRUCTED USING CUSTOM GRADE STANDARDS
2. ALL CASEWORK MUST BE IN COMPLIANCE WITH UFGS SECTION 06 41 16.0 AND SECTION 06 61 1.
3. ALL COUNTERTOP AND BACK/SIDE SPLASHES TO BE SOLID SURFACE (SS-1). BACK/SIDE SPLASHES ARE ONLY TO BE APPLIED AT WALLS WITHOUT FULL HEIGHT SPLASH OR TILE.
4. ALL BASE CABINETS, WALL CABINETS, APRONS AND SHROUDS WILL BE PLASTIC LAMINATE (PLAM-1).
5. ALL BASE CABINET TOE KICKS WILL BE RUBBER BASE (RB-1).
6. SEE SHEET I-601 FOR FINISH LEGEND.

GRAPHIC SCALE:

1 1/2" =1'-0" 0' 4" 8" 1'-4"

COMMONWEALTH OF VIRGINIA — JAMIE D. KISSEL — Cert. No. 0401021 — REGISTERED INTERIOR DESIGNER — 15 MAY 2026

within INTERIOR DESIGN
1006 GRANBY STREET
NORFOLK, VA 23510
757.224.0489

MBFA NO:

MBF ARCHITECTS, P.A. — CERT. NO. 50679 — REGISTERED ARCHITECTURAL CORPORATION — NEW BERN N.C.

I-301

DEPARTMENT OF THE NAVY NAVAL FACILITIES ENGINEERING SYSTEMS COMMAND

MARINE CORPS BASE

CAMP LEJEUNE, NORTH CAROLINA

REPAIR BEQ HP135

CASEWORK SECTIONS

DES.	JDK
DR.	APG
CHK.	JDK
SUBMITTED BY:	
DESIGN DIR.	CHRIS MAAS
APPROVED: PWO OR OICC	DATE
SATISFACTORY TO:	DATE

SIZE	CODE IDENT. NO.	NAVFAC DRAWING NO.
E1	80091	60042877
		CONSTR. CONTR. NO. N40085-25-B-0011
SCALE AS NOTED	SPEC. 05-25-0011	SHEET 80 OF 206

File Path: W:\2511 HP135 BEQ Renovation CLIR\evit\2505B CID 2023-HP135.rvt
Print Date: 5/11/2026 6:11:49 PM

REVISIONS			
SYM.	DESCRIPTION	DATE	APP.

FINISH NOTES

A. FINISHES INDICATED ARE THE APPROVED BASIS OF DESIGN TO CONVEY COLOR, PATTERN, TEXTURE AND SALIENT CHARACTERISTICS ONLY. THE LISTING OF MANUFACTURER INFORMATION IS NOT INTENDED TO LIMIT THE SELECTION OF PRODUCTS PROVIDED BY OTHER MANUFACTURERS. PRODUCTS MEETING THESE CRITERIA WILL BE CONSIDERED AND MUST BE REVIEWED BY THE INTERIOR DESIGNER OF RECORD (IDOR) AND THE NAVFAC INTERIOR DESIGNER AND APPROVED BY THE CONTRACTING OFFICER.

B. FINISH ITEMS ARE NOT TO BE SUBSTITUTED DUE TO ORDERING LEAD TIMES. IT IS THE CONTRACTOR'S RESPONSIBILITY TO ORDER ALL MATERIALS IN TIME TO AVOID DELAYS.

C. COORDINATE THERMOSTAT LOCATIONS WITH MECHANICAL DRAWINGS AND CONSTRUCTION MANAGER. INSTALL THERMOSTATS NEAR A CORNER OF THE ROOM OR BY LIGHT SWITCHES. DO NOT INSTALL THERMOSTATS IN THE CENTER OF A WALL.

D. ALL INTERIOR FINISHES IN VERTICAL EXIT WAYS, EXIT LOBBIES, AND EXIT CORRIDORS MUST MEET MINIMUM CLASS A RATING.

E. ALL MATERIALS/PRODUCTS ARE TO BE INSTALLED PER MANUFACTURER'S INSTALLATION REQUIREMENTS

F. SPRAY PAINT ELECTRICAL PANELS, ACCESS PANELS, AND EXPANSION JOINTS TO MATCH THE ADJACENT WALL COLOR. PANELS PAINTED BY BRUSH ARE NOT ACCEPTABLE

FINISH NOTES

G. ALL FLOORING TRANSITIONS MUST MEET ABA GUIDELINES. FLOORING TRANSITIONS OCCURRING UNDER DOORS MUST BE CENTERED UNDER DOOR.

H. INSTALL CORNER GUARDS (CG-1) ON ALL OUTSIDE CORNERS. INSTALL END WALL PROTECTORS AT OPEN ENDED WALLS. CORNER GUARDS AND END CAPS MUST BE FULL HEIGHT AND SHOULD NOT BE USED ON CMU WALLS, TILED WALLS, OR MANUFACTURED STONE WALLS.

I. ROOMS IDENTIFIED TO RECEIVE TILE ON WALLS MUST INCLUDE METAL TRANSITIONS ON ALL OUTSIDE AND INSIDE CORNERS AS WELL AS THE INTERSECTION BETWEEN FLOOR AND WALL TILE WHERE APPLICABLE FOR A COMPLETE INSTALLATION.

J. ALL AREAS TO RECEIVE RESILIENT BASE (RB-1) WITH THE EXCEPTION OF AREAS RECEIVING FLOOR TILE OR EPOXY RESINOUS FLOORING.

K. ALL WALLS TO BE PAINTED (PNT-1) UNLESS OTHERWISE INDICATED. ALL HOLLOW METAL DOORS AND DOOR FRAMES TO BE PAINTED (PNT-5). ALL GWB & EXPOSED CEILINGS TO BE PAINTED (PNT-6).

L. ALL WINDOW SILLS TO BE SOLID SURFACE (SS-2).

M. ALL SHOWER FLOORS AND SHOWER WALLS TO BE SOLID SURFACE (SS-3).

N. ALL TILE TO RECEIVE GROUT FINISH (GR-1).

O. LVT FLOORING COVERAGE INCLUDES THE ENTIRETY OF EACH SLEEPING ROOM ALL THE WAY UP TO THE DOORWAY INTO THE TOILET/SHOWER COMPARTMENT. SEE ENLARGED PLAN VIEW B1/I-401.

P. SEE I-601 FOR FINISH LEGEND.

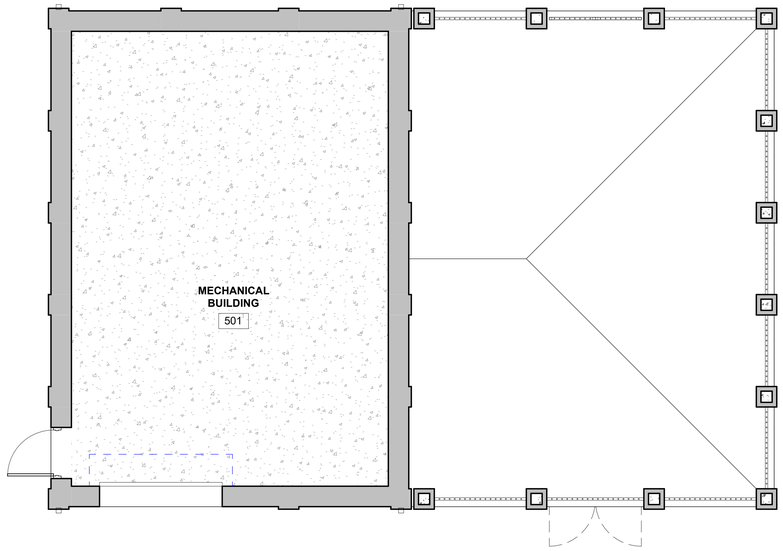

D3 ENLARGED MECHANICAL BLDG. FINISH PLAN
SCALE: 1/4" = 1'-0"

FLOOR FINISH KEY

- LVT-1
- RES-1
- RES-2
- SC-1
- T-1
- T-4

B1 ENLARGED SLEEPING ROOMS FINISH PLAN
SCALE: 3/8" = 1'-0"

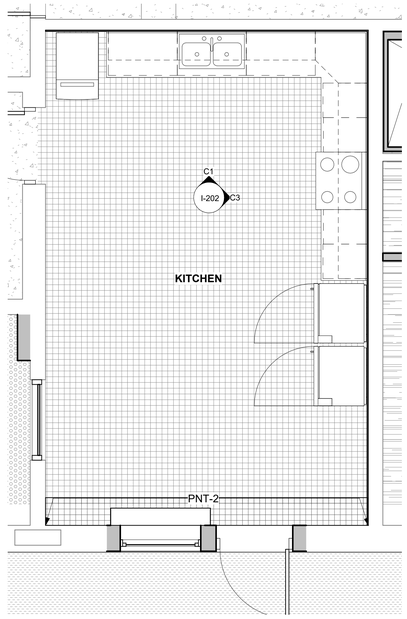

B3 ENLARGED KITCHEN FLOOR FINISH PLAN
SCALE: 3/8" = 1'-0"

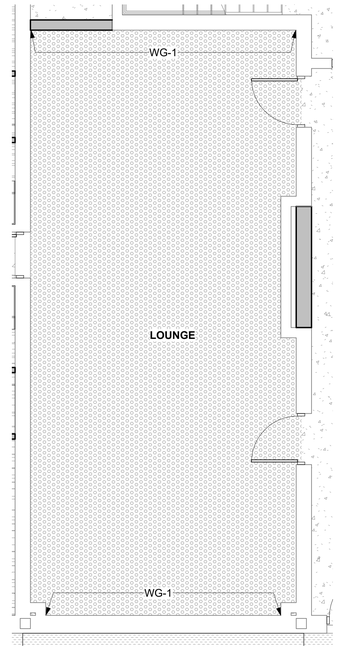

B5 TYP. LOUNGE FINISH PLAN
SCALE: 1/4" = 1'-0"

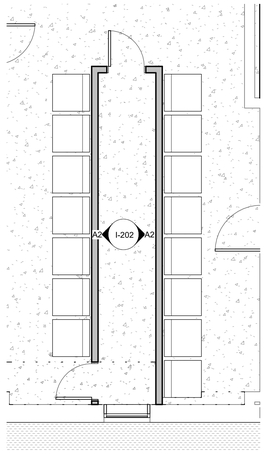

B6 ENLARGED LAUNDRY CHASE FINISH PLAN
SCALE: 1/4" = 1'-0"

GRAPHIC SCALE:

3/8" =1'-0" 0' 2' 4' 6'

1/4" =1'-0" 0' 2' 4' 8'

JAMIE D. KISSEL
Cert. No. 001152
15 MAY 2026
COMMONWEALTH OF VIRGINIA
CERTIFIED INTERIOR DESIGNER

within
INTERIOR DESIGN
1008 GRANBY STREET
NORFOLK, VA 23510
757 224 0489

MBFA NO:

MBF ARCHITECTS P.A.
REGISTERED ARCHITECTURAL CORPORATION
CERT. NO. 50679
NEW BERN, N.C.

DEPARTMENT OF THE NAVY NAVAL FACILITIES ENGINEERING SYSTEMS COMMAND

MARINE CORPS BASE

CAMP LEJEUNE, NORTH CAROLINA

REPAIR BEQ HP135

ENLARGED FINISH PLANS

DES.	JDK
DR.	APG
CHK.	JDK
SUBMITTED BY:	
DESIGN DIR.	CHRIS MAAS
APPROVED: PWO OR OICC	DATE
SATISFACTORY TO:	DATE

SIZE	CODE IDENT. NO.	NAVFAC DRAWING NO.
E1	80091	60042878
SCALE AS NOTED	SPEC. 05-25-0011	CONSTR. CONTR. NO. N40085-25-B-0011
		SHEET 81 OF 206

I-401

File Path: W:\2511-HP135 BEQ Renovation CLR\revit\2505B CID 2023-HP135.rvt
Print Date: 5/11/2026 6:11:49 PM

SIGNAGE SCHEDULE

TYPE	DESCRIPTION	QTY
S1	SLEEPING QUARTERS IDENTIFICATION SIGN	90
S2	PERMANENT ROOM IDENTIFICATION SIGN	20
S3	STAIRWELL LEVEL INDICATOR	15
S5	UNISEX RESTROOM IDENTIFICATION SIGN	3
S6	SMALL DIRECTIONAL SIGN	20
S7	EXTERIOR ROOM SIGN	13
S8	STAIRWELL IDENTIFICATION SIGN	18

SIGNAGE NOTES

A. ALL SIGNAGE TO COMPLY WITH UFC 3 120 01.
B. ALL SIGN TYPES, TEXT WORDING, AND ROOM NUMBERS TO BE VERIFIED WITH END USER AND REVIEWED BY NAVFAC INTERIOR DESIGNER PRIOR TO FABRICATION.
C. ALL GRADE 2 BRAILLE TO BE TACTILE RAISED 0.8 MM FROM THE SURFACE WITH ROUNDED DOTS.
D. SIGNS MUST USE HIGH CONTRAST, NON-GLARE FINISHES. CHARACTERS MUST BE UPPER CASE AND USE SANS SERIF FONTS.
E. SIGNS MUST INCLUDE CLEAR VISUAL ELEMENTS FOR INDIVIDUALS WITH LOW VISION, BLINDNESS AND COGNITIVE DISABILITIES.
F. REFER TO SHEET I-501 FOR SIGNAGE DETAILS.
G. SEE ELEVATIONS B5/I-501 & C5/I-501 FOR MOUNTING HEIGHT OF ACRYLIC SIGNAGE.
H. REFER TO SHEET I-601 FINISH LEGEND FOR SIGNAGE FINISHES.
I. MOUNTING OF SIGNAGE SYSTEM SHALL INCLUDE SURFACE MOUNTING WITH SCREW-ON APPLICATION FOR INTERIOR WALLS.
J. SIGNS THAT MOUNT TO GLASS SHALL INCLUDE AN EQUALLY SIZED BLANK SIGN PANEL ALIGNED TO OPPOSITE SIDE OF THE GLASS.

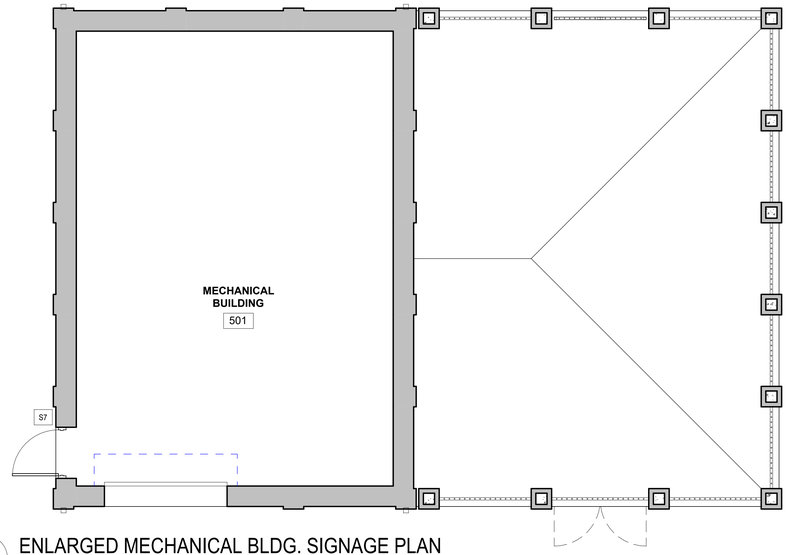

D3 ENLARGED MECHANICAL BLDG. SIGNAGE PLAN
SCALE: 1/4" = 1'-0"

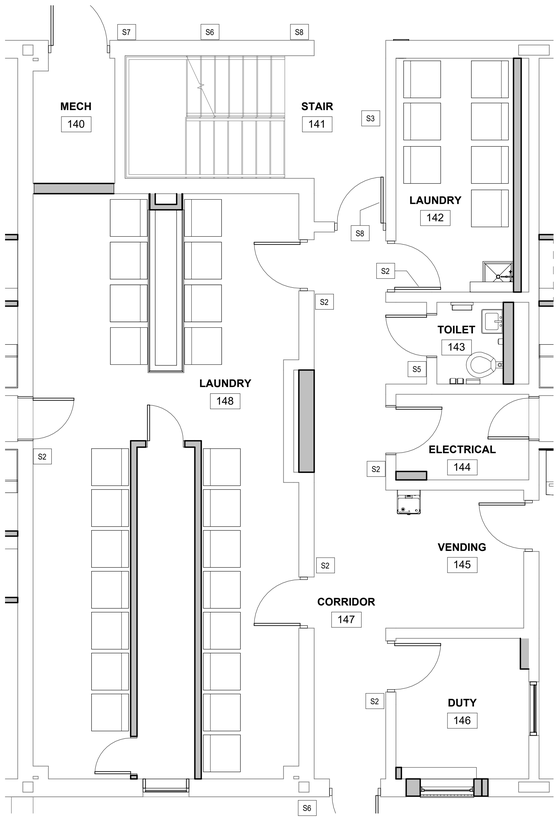

B1 ENLARGED 1ST FLOOR SIGNAGE PLAN
SCALE: 1/4" = 1'-0"

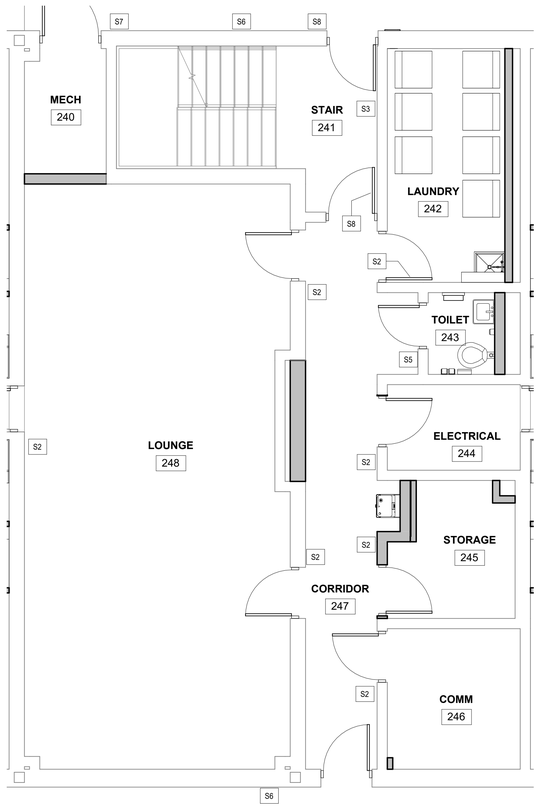

B3 ENLARGED 2ND FLOOR SIGNAGE PLAN
SCALE: 1/4" = 1'-0"

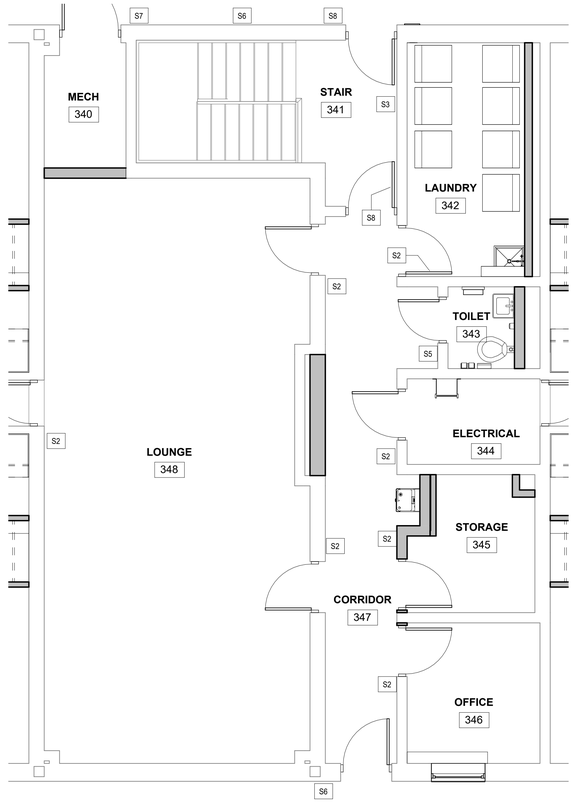

B5 ENLARGED 3RD FLOOR SIGNAGE PLAN
SCALE: 1/4" = 1'-0"

GRAPHIC SCALE:
1/4" =1'-0" 0' 2' 4' 8'

REVISIONS

SYM.	DESCRIPTION	DATE	APP.

COMMONWEALTH OF VIRGINIA
JAMIE D. KISSEL
Cert. No. 001152
15 MAY 2026
CERTIFIED INTERIOR DESIGNER

within INTERIOR DESIGN
1008 GRANBY STREET
NORFOLK, VA 23510
757.224.0489

MBF ARCHITECTS P.A.
REGISTERED ARCHITECTURAL CORPORATION
CERT. NO. 50679
NORTH CAROLINA
NEW BERN N.C.

I-402

DEPARTMENT OF THE NAVY NAVAL FACILITIES ENGINEERING SYSTEMS COMMAND
MARINE CORPS BASE
CAMP LEJEUNE, NORTH CAROLINA

REPAIR BEQ HP135

ENLARGED SIGNAGE PLANS

DES. JDK
DR. APG
CHK. JDK
SUBMITTED BY:
DESIGN DIR. CHRIS MAAS
APPROVED: PWO OR OICC DATE
SATISFACTORY TO: DATE

SIZE E1 | CODE IDENT. NO. 80091 | NAVFAC DRAWING NO. 60042879
CONSTR. CONTR. NO. N40085-25-B-0011
SCALE AS NOTED | SPEC. 05-25-0011 | SHEET 82 OF 206

File Path: W:\2511 HP135 BEQ Renovation CL\Revit\2505B CID 2023-HP135.rvt
Print Date: 5/11/2026 6:11:50 PM

REVISIONS			
SYM.	DESCRIPTION	DATE	APP.

SIGNAGE SCHEDULE

TYPE	DESCRIPTION	QTY
S1	SLEEPING QUARTERS IDENTIFICATION SIGN	90
S2	PERMANENT ROOM IDENTIFICATION SIGN	20
S3	STAIRWELL LEVEL INDICATOR	15
S5	UNISEX RESTROOM IDENTIFICATION SIGN	3
S6	SMALL DIRECTIONAL SIGN	20
S7	EXTERIOR ROOM SIGN	13
S8	STAIRWELL IDENTIFICATION SIGN	18

SIGNAGE NOTES

A. ALL SIGNAGE TO COMPLY WITH UFC 3 120 01.
B. ALL SIGN TYPES, TEXT WORDING, AND ROOM NUMBERS TO BE VERIFIED WITH END USER AND REVIEWED BY NAVFAC INTERIOR DESIGNER PRIOR TO FABRICATION.
C. ALL GRADE 2 BRAILLE TO BE TACTILE RAISED 0.8 MM FROM THE SURFACE WITH ROUNDED DOTS.
D. SIGNS MUST USE HIGH CONTRAST, NON-GLARE FINISHES. CHARACTERS MUST BE UPPER CASE AND USE SANS SERIF FONTS.
E. SIGNS MUST INCLUDE CLEAR VISUAL ELEMENTS FOR INDIVIDUALS WITH LOW VISION, BLINDNESS AND COGNITIVE DISABILITIES.
F. REFER TO SHEET I-501 FOR SIGNAGE DETAILS.
G. SEE ELEVATIONS B5/I-501 & C5/I-501 FOR MOUNTING HEIGHT OF ACRYLIC SIGNAGE.
H. REFER TO SHEET I-601 FINISH LEGEND FOR SIGNAGE FINISHES.
I. MOUNTING OF SIGNAGE SYSTEM SHALL INCLUDE SURFACE MOUNTING WITH SCREW-ON APPLICATION FOR INTERIOR WALLS.
J. SIGNS THAT MOUNT TO GLASS SHALL INCLUDE AN EQUALLY SIZED BLANK SIGN PANEL ALIGNED TO OPPOSITE SIDE OF THE GLASS.

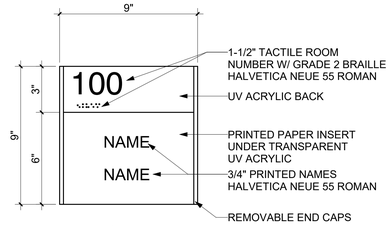

S1

SLEEPING QUARTERS IDENTIFICATION SIGN

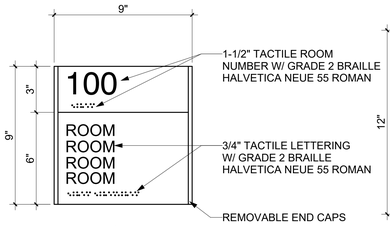

S2

PERMANENT ROOM IDENTIFICATION SIGN

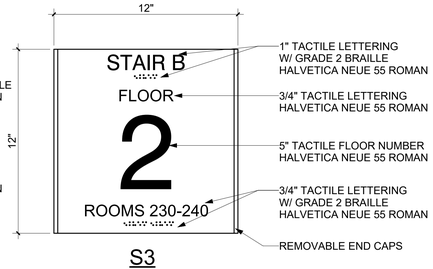

S3

STAIRWELL LEVEL INDICATOR

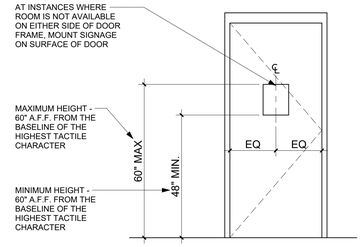

C5 TYP. DOOR MOUNTED SIGNAGE LOCATION

SCALE: 1/2" = 1'-0"

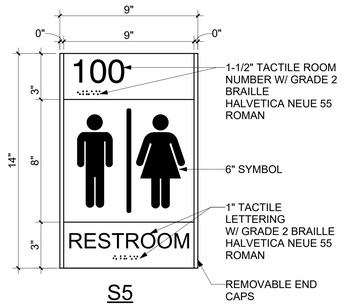

S5

UNISEX RESTROOM IDENTIFICATION SIGN

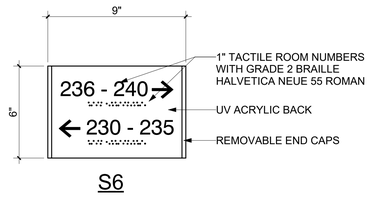

S6

SMALL DIRECTIONAL SIGN

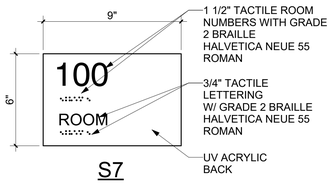

S7

EXTERIOR ROOM SIGN

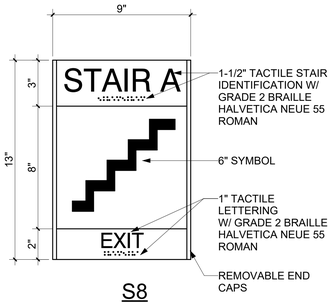

S8

STAIRWELL IDENTIFICATION SIGN

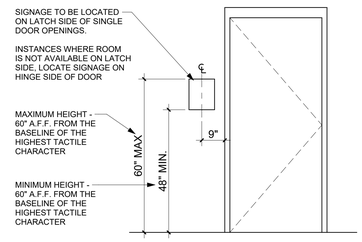

B5 TYP. WALL MOUNTED SIGNAGE LOCATION

SCALE: 1/2" = 1'-0"

B1 SIGNAGE TYPICALS

SCALE: 3" = 1'-0"

GRAPHIC SCALE:

3" =1'-0" 0' 3" 6" 9"

1/2" =1'-0" 0' 1' 2' 4'

JAMIE D. KISSEL
Cert. No. 0501152
15 MAY 2026
COMMONWEALTH OF VIRGINIA
REGISTERED INTERIOR DESIGNER

MBP ARCHITECTS, P.A.
CERT. NO. 50679
NEW BERN N.C.

within
INTERIOR DESIGN
1006 GRANBY STREET
NORFOLK, VA 23510
757.224.0489

MBP A NO.:

DEPARTMENT OF THE NAVY NAVAL FACILITIES ENGINEERING SYSTEMS COMMAND

MARINE CORPS BASE

CAMP LEJEUNE, NORTH CAROLINA

REPAIR BEQ HP135

SIGNAGE DETAILS

DES.	JDK
DR.	APG
CHK.	JDK
SUBMITTED BY:	
DESIGN DIR.	CHRIS MAAS
APPROVED: PWO OR OICC	DATE
SATISFACTORY TO:	DATE

SIZE E1 | CODE IDENT. NO. 80091 | NAVFAC DRAWING NO. 60042880 | CONSTR. CONTR. NO. N40085-25-B-0011

SCALE AS NOTED | SPEC. 05-25-0011 | SHEET 83 OF 206

I-501

File Path: W:\2511 HP135 BEQ Renovation CLIRevit\2505B CID 2023-HP135.rvt
Print Date: 5/11/2026 6:11:50 PM

REVISIONS			
SYM.	DESCRIPTION	DATE	APP.

FINISH NOTES

A. FINISHES INDICATED ARE THE APPROVED BASIS OF DESIGN TO CONVEY COLOR, PATTERN, TEXTURE AND SALIENT CHARACTERISTICS ONLY. THE LISTING OF MANUFACTURER INFORMATION IS NOT INTENDED TO LIMIT THE SELECTION OF PRODUCTS PROVIDED BY OTHER MANUFACTURERS. PRODUCTS MEETING THESE CRITERIA WILL BE CONSIDERED AND MUST BE REVIEWED BY THE INTERIOR DESIGNER OF RECORD (IDOR) AND THE NAVFAC INTERIOR DESIGNER AND APPROVED BY THE CONTRACTING OFFICER.

B. FINISH ITEMS ARE NOT TO BE SUBSTITUTED DUE TO ORDERING LEAD TIMES. IT IS THE CONTRACTOR'S RESPONSIBILITY TO ORDER ALL MATERIALS IN TIME TO AVOID DELAYS.

C. COORDINATE THERMOSTAT LOCATIONS WITH MECHANICAL DRAWINGS AND CONSTRUCTION MANAGER. INSTALL THERMOSTATS NEAR A CORNER OF THE ROOM OR BY LIGHT SWITCHES. DO NOT INSTALL THERMOSTATS IN THE CENTER OF A WALL.

D. ALL INTERIOR FINISHES IN VERTICAL EXIT WAYS, EXIT LOBBIES, AND EXIT CORRIDORS MUST MEET MINIMUM CLASS A RATING.

E. ALL MATERIALS/PRODUCTS ARE TO BE INSTALLED PER MANUFACTURER'S INSTALLATION REQUIREMENTS

F. SPRAY PAINT ELECTRICAL PANELS, ACCESS PANELS, AND EXPANSION JOINTS TO MATCH THE ADJACENT WALL COLOR. PANELS PAINTED BY BRUSH ARE NOT ACCEPTABLE

FINISH NOTES

G. ALL FLOORING TRANSITIONS MUST MEET ABA GUIDELINES. FLOORING TRANSITIONS OCCURRING UNDER DOORS MUST BE CENTERED UNDER DOOR.

H. INSTALL CORNER GUARDS (CG-1) ON ALL OUTSIDE CORNERS. INSTALL END WALL PROTECTORS AT OPEN ENDED WALLS. CORNER GUARDS AND END CAPS MUST BE FULL HEIGHT AND SHOULD NOT BE USED ON CMU WALLS, TILED WALLS, OR MANUFACTURED STONE WALLS.

I. ROOMS IDENTIFIED TO RECEIVE TILE ON WALLS MUST INCLUDE METAL TRANSITIONS ON ALL OUTSIDE AND INSIDE CORNERS AS WELL AS THE INTERSECTION BETWEEN FLOOR AND WALL TILE WHERE APPLICABLE FOR A COMPLETE INSTALLATION.

J. ALL AREAS TO RECEIVE RESILIENT BASE (RB-1) WITH THE EXCEPTION OF AREAS RECEIVING FLOOR TILE OR EPOXY RESINOUS FLOORING.

K. ALL WALLS TO BE PAINTED (PNT-1) UNLESS OTHERWISE INDICATED. ALL HOLLOW METAL DOORS AND DOOR FRAMES TO BE PAINTED (PNT-5). ALL GWB & EXPOSED CEILINGS TO BE PAINTED (PNT-6).

L. ALL WINDOW SILLS TO BE SOLID SURFACE (SS-2).

M. ALL SHOWER FLOORS AND SHOWER WALLS TO BE SOLID SURFACE (SS-3).

N. ALL TILE TO RECEIVE GROUT FINISH (GR-1).

O. LVT FLOORING COVERAGE INCLUDES THE ENTIRETY OF EACH SLEEPING ROOM ALL THE WAY UP TO THE DOORWAY INTO THE TOILET/SHOWER COMPARTMENT. SEE ENLARGED PLAN VIEW B1/I-401.

P. SEE I-601 FOR FINISH LEGEND.

CASEWORK NOTES

1. CASEWORK CONSTRUCTION AS INDICATED IN THE DOCUMENTS MUST BE IN ACCORDANCE WITH A.W.I. QUALITY STANDARDS FOR FLUSH OVERLAY CONSTRUCTION. SEMI-EXPOSED SURFACES TO BE CONSTRUCTED USING CUSTOM GRADE STANDARDS
2. ALL CASEWORK MUST BE IN COMPLIANCE WITH UFGS SECTION 06 41 16.0 AND SECTION 06 61 1.
3. ALL COUNTERTOP AND BACK/SIDE SPLASHES TO BE SOLID SURFACE (SS-1). BACK/SIDE SPLASHES ARE ONLY TO BE APPLIED AT WALLS WITHOUT FULL HEIGHT SPLASH OR TILE.
4. ALL BASE CABINETS, WALL CABINETS, APRONS AND SHROUDS WILL BE PLASTIC LAMINATE (PLAM-1).
5. ALL BASE CABINET TOE KICKS WILL BE RUBBER BASE (RB-1).
6. SEE SHEET I-601 FOR FINISH LEGEND.

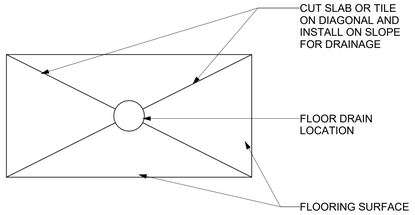

C1 FLOOR DRAIN DETAIL
SCALE: 3" = 1'-0"

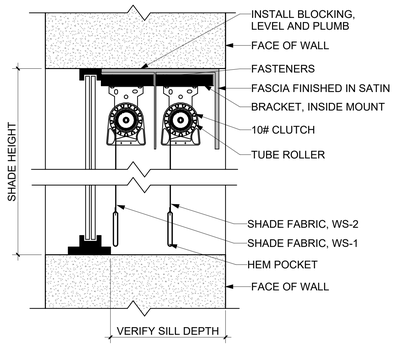

C2 DOUBLE ROLLER SHADE DETAIL
SCALE: 3" = 1'-0"

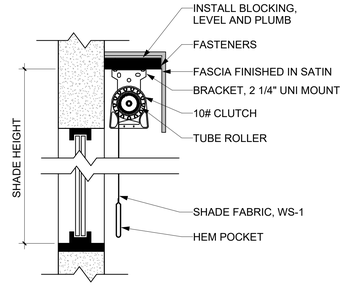

C3 SINGLE ROLLER SHADE DETAIL
SCALE: 3" = 1'-0"

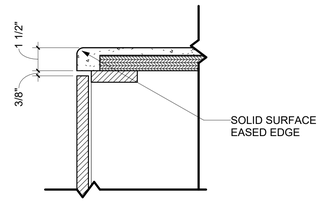

C4 COUNTER EDGE DETAIL
SCALE: 3" = 1'-0"

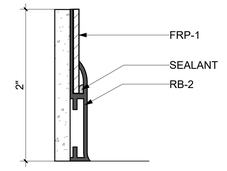

C6 FRP TO RUBBER BASE
SCALE: 12" = 1'-0"

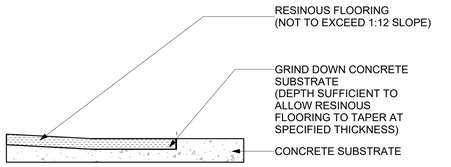

B1 EPOXY FLOOR TO CONCRETE DETAIL
SCALE: 12" = 1'-0"

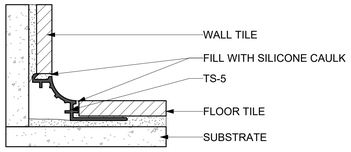

B2 INSIDE CORNER TILE DETAIL
SCALE: 12" = 1'-0"

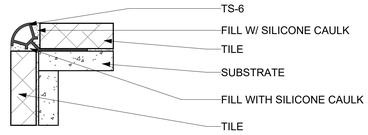

B4 OUTSIDE CORNER TILE DETAIL
SCALE: 12" = 1'-0"

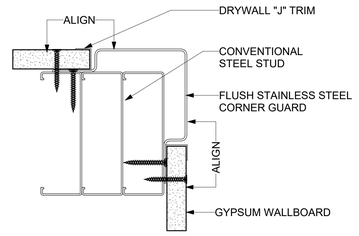

B5 CORNER GUARD DETAIL
SCALE: 6" = 1'-0"

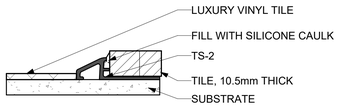

A1 LVT TO TILE DETAIL
SCALE: 12" = 1'-0"

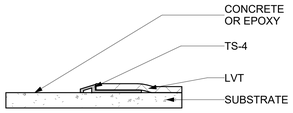

A2 LVT TO CONCRETE OR EPOXY DETAIL
SCALE: 12" = 1'-0"



A4 WALL TILE TO GWB DETAIL
SCALE: 12" = 1'-0"

GRAPHIC SCALE:

3" =1'-0" 0' 3" 6" 9"
6" = 1'-0" 0" 1 1/2" 3" 6"
12" = 1'-0" 0" 1/2" 1" 3"

COMMONWEALTH OF VIRGINIA — JAMIE D. KISSEL — Cert. No. 0401202 — 15 MAY 2026 — PROFESSIONAL ENGINEER

within INTERIOR DESIGN
1006 GRANBY STREET
NORFOLK, VA 23510
757.224.0489

MBFA NO:

MBF ARCHITECTS, P.A. — CERT. NO. 50679 — NEW BERN, N.C.

I-502

DEPARTMENT OF THE NAVY NAVAL FACILITIES ENGINEERING SYSTEMS COMMAND

MARINE CORPS BASE

CAMP LEJEUNE, NORTH CAROLINA

REPAIR BEQ HP135

INTERIOR DETAILS

DES.	JDK
DR.	APG
CHK.	JDK
SUBMITTED BY:	
DESIGN DIR.	CHRIS MAAS
APPROVED: PWO OR OICC	DATE
SATISFACTORY TO:	DATE

SIZE	CODE IDENT. NO.	NAVFAC DRAWING NO.
E1	80091	60042881
		CONSTR. CONTR. NO. N40085-25-B-0011
SCALE AS NOTED	SPEC. 05-25-0011	SHEET 84 OF 206

File Path: W:\2511 HP135 BEQ Renovation CLIR\revit\2505B CID 2023-HP135.rvt
Print Date: 5/11/2026 6:11:50 PM

REVISIONS			
SYM.	DESCRIPTION	DATE	APP.

ROOM FINISH SCHEDULE

ROOM NO.	ROOM NAME	FLOOR FINISH	BASE FINISH	WALL FINISH	CEILING FINISH	NOTES
107	MECHANICAL	SC-1	RB-1	PNT-1	PNT-6	
116	KITCHEN	T-4	TB-1	PNT-1, PNT-2	PNT-6, ACT-1	5
125	MECHANICAL	SC-1	RB-1	PNT-1	PNT-6	
140	MECH	SC-1	RB-1	PNT-1	PNT-6	
141	STAIR	SC-1	RB-1	PNT-1	PNT-6	
142	LAUNDRY	SC-1	RB-1	PNT-1	PNT-6	
143	TOILET	T-1	-	T-2, T-3	PNT-6	1, 2, 4
144	ELECTRICAL	SC-1	RB-1	PNT-1	PNT-6	
145	VENDING	SC-1	RB-1	PNT-1	PNT-6	
146	DUTY	RES-1	RES-1	PNT-1	PNT-6	6
147	CORRIDOR	SC-1	RB-1	PNT-1	PNT-6	
148	LAUNDRY	SC-1	RB-1	PNT-1	PNT-6	
149	MECHANICAL	SC-1	RB-1	PNT-1	PNT-6	
150	MECHANICAL	SC-1	RB-1	PNT-1	PNT-6	
207	MECHANICAL	SC-1	RB-1	PNT-1	PNT-6	
225	MECHANICAL	SC-1	RB-1	PNT-1	PNT-6	
240	MECH	SC-1	RB-1	PNT-1	PNT-6	
241	STAIR	SC-1	RB-1	PNT-1	PNT-6	
242	LAUNDRY	SC-1	RB-1	PNT-1	PNT-6	
243	TOILET	T-1	-	T-2, T-3	PNT-6	1, 2, 4
244	ELECTRICAL	SC-1	RB-1	PNT-1	PNT-6	
245	STORAGE	SC-1	RB-1	PNT-1	PNT-6	
246	COMM	SC-1	RB-1	PNT-1	PNT-6	
247	CORRIDOR	SC-1	RB-1	PNT-1	PNT-6	
248	LOUNGE	RES-1	RES-1	PNT-1, WG-1	PNT-6, ACT-1	
249	MECHANICAL	SC-1	RB-1	PNT-1	PNT-6	
250	MECHANICAL	SC-1	RB-1	PNT-1	PNT-6	
307	MECHANICAL	SC-1	RB-1	PNT-1	PNT-6	
325	MECHCANIAL	SC-1	RB-1	PNT-1	PNT-6	
340	MECH	SC-1	RB-1	PNT-1	PNT-6	
341	STAIR	SC-1	RB-1	PNT-1	PNT-6	
342	LAUNDRY	SC-1	RB-1	PNT-1	PNT-6	
343	TOILET	T-1	-	T-2, T-3	PNT-6	1, 2, 4
344	ELECTRICAL	SC-1	RB-1	PNT-1	PNT-6	
345	STORAGE	SC-1	RB-1	PNT-1	PNT-6	
346	OFFICE	SC-1	RB-1	PNT-1	PNT-6	6
347	CORRIDOR	SC-1	RB-1	PNT-1	PNT-6	
348	LOUNGE	RES-1	RES-1	PNT-1, WG-1	PNT-6, ACT-1	
349	MECHANICAL	SC-1	RB-1	PNT-1	PNT-6	
350	MECHANICAL	SC-1	RB-1	PNT-1	PNT-6	
501	MECHANICAL BUILDING	SC-1	RB-1	PNT-1	-	
TYP.	TYPICAL SLEEPING ROOM	LVT-1	RB-1	PNT-1, PNT-2	PNT-6	3
TYP.	TYPICAL SHOWER	T-1	-	T-2, T-3	PNT-6	1, 2, 4
TYP. EXT.	EXTERIOR WALKWAYS	RES-2	-	-	-	

FINISH NOTES

A. FINISHES INDICATED ARE THE APPROVED BASIS OF DESIGN TO CONVEY COLOR, PATTERN, TEXTURE AND SALIENT CHARACTERISTICS ONLY. THE LISTING OF MANUFACTURER INFORMATION IS NOT INTENDED TO LIMIT THE SELECTION OF PRODUCTS PROVIDED BY OTHER MANUFACTURERS. PRODUCTS MEETING THESE CRITERIA WILL BE CONSIDERED AND MUST BE REVIEWED BY THE INTERIOR DESIGNER OF RECORD (IDOR) AND THE NAVFAC INTERIOR DESIGNER AND APPROVED BY THE CONTRACTING OFFICER.

B. FINISH ITEMS ARE NOT TO BE SUBSTITUTED DUE TO ORDERING LEAD TIMES. IT IS THE CONTRACTOR 'S RESPONSIBILITY TO ORDER ALL MATERIALS IN TIME TO AVOID DELAYS.

C. COORDINATE THERMOSTAT LOCATIONS WITH MECHANICAL DRAWINGS AND CONSTRUCTION MANAGER. INSTALL THERMOSTATS NEAR A CORNER OF THE ROOM OR BY LIGHT SWITCHES. DO NOT INSTALL THERMOSTATS IN THE CENTER OF A WALL.

D. ALL INTERIOR FINISHES IN VERTICAL EXIT WAYS, EXIT LOBBIES, AND EXIT CORRIDORS MUST MEET MINIMUM CLASS A RATING.

E. ALL MATERIALS/PRODUCTS ARE TO BE INSTALLED PER MANUFACTURER'S INSTALLATION REQUIREMENTS

F. SPRAY PAINT ELECTRICAL PANELS, ACCESS PANELS, AND EXPANSION JOINTS TO MATCH THE ADJACENT WALL COLOR. PANELS PAINTED BY BRUSH ARE NOT ACCEPTABLE

FINISH NOTES

G. ALL FLOORING TRANSITIONS MUST MEET ABA GUIDELINES. FLOORING TRANSITIONS OCCURRING UNDER DOORS MUST BE CENTERED UNDER DOOR.

H. INSTALL CORNER GUARDS (CG-1) ON ALL OUTSIDE CORNERS. INSTALL END WALL PROTECTORS AT OPEN ENDED WALLS. CORNER GUARDS AND END CAPS MUST BE FULL HEIGHT AND SHOULD NOT BE USED ON CMU WALLS, TILED WALLS, OR MANUFACTURED STONE WALLS.

I. ROOMS IDENTIFIED TO RECEIVE TILE ON WALLS MUST INCLUDE METAL TRANSITIONS ON ALL OUTSIDE AND INSIDE CORNERS AS WELL AS THE INTERSECTION BETWEEN FLOOR AND WALL TILE WHERE APPLICABLE FOR A COMPLETE INSTALLATION.

J. ALL AREAS TO RECEIVE RESILIENT BASE (RB-1) WITH THE EXCEPTION OF AREAS RECEIVING FLOOR TILE OR EPOXY RESINOUS FLOORING.

K. ALL WALLS TO BE PAINTED (PNT-1) UNLESS OTHERWISE INDICATED. ALL HOLLOW METAL DOORS AND DOOR FRAMES TO BE PAINTED (PNT-5). ALL GWB & EXPOSED CEILINGS TO BE PAINTED (PNT-6).

L. ALL WINDOW SILLS TO BE SOLID SURFACE (SS-2).

M. ALL SHOWER FLOORS AND SHOWER WALLS TO BE SOLID SURFACE (SS-3).

N. ALL TILE TO RECEIVE GROUT FINISH (GR-1).

O. LVT FLOORING COVERAGE INCLUDES THE ENTIRETY OF EACH SLEEPING ROOM ALL THE WAY UP TO THE DOORWAY INTO THE TOILET/SHOWER COMPARTMENT. SEE ENLARGED PLAN VIEW B1/I-401.

P. SEE I-601 FOR FINISH LEGEND.

FINISH SCHEDULE NOTES

1. SEE A1/I-202 FOR TYPICAL RESTROOM WALL TILE ELEVATION.
2. FLOOR TILE INSTALLATION TO BE 1/3 OFFSET.
3. WINDOWS TO RECEIVE DOUBLE LAYER ROLLER SHADE (WS-1 & WS-2). SEE DETAIL C2/I-502.
4. GROUT JOINT THICKNESS AT RESTROOM WALL & FLOOR TILE TO BE 1/8" OR LESS.
5. GROUT JOINT THICKNESS AT KITCHEN QUARRY TILE TO BE 3/8".
6 WINDOWS TO RECEIVE SINGLE LAYER ROLLER SHADE (WS-1). SEE DETAIL C3/I-502.

FINISH LEGEND

NO.	NAME	LOCATION	MANUFACTURER	MODEL	COLOR	SIZE
ACG-1	ACOUSTICAL CEILING GRID	SUSPENDED CEILINGS (ACT-1)	ARMSTRONG	INTERLUDE XL HRC	WHITE	9/16"W
ACT-1	ACOUSTICAL CEILING TILE	NON-GWB OR EXPOSED CEILINGS	ARMSTRONG	FINE FISSURE BEVELED TEGULAR	WHITE	24"x24"
CG-1	CORNER GUARD	GYP WALL OUTSIDE CORNERS	INPRO	TYPE 430	STAINLESS STEEL	3" WING - UP TO CEILING
FRP-1	FIBERGLASS REINFORCED PLASTIC	DRYER CHASE	MARLITE	PEBBLED	LIGHT GREY	-
GR-1	GROUT	BATHROOM FLOOR TILE (T-1)	CUSTOM BUILDING PRODUCTS	#370	DOVE GRAY	1/8" THICKNESS
GR-2	GROUT	WALL TILE (T-2 & T-3)	CUSTOM BUILDING PRODUCTS	#644	SHADOW	1/8" THICKNESS
GR-3	GROUT	KITCHEN FLOOR TILE	CUSTOM BUILDING PRODUCTS	#540	TRUFFLE	3/8" THICKNESS
HW-1	CABINET PULL	CASEWORK DOORS & DRAWERS	HAFELE	101.20.744	STAINLESS STEEL	3" CENTER TO CENTER
LVT-1	LUXURY VINYL TILE	SLEEPING ROOMS	MANNINGTON	CRISSCROSS	ZOOM CHARCOAL	18"x18"
PLAM-1	PLASTIC LAMINATE	CASEWORK	FORMICA	-	BLACKENED LEGNO	-
PNT-1	PAINT	PRIMARY WALLS	BENJAMIN MOORE	1548	CLASSIC GRAY	-
PNT-2	ACCENT PAINT	SLEEPING ROOMS	BENJAMIN MOORE	1552	RIVER REFLECTIONS	-
PNT-5	PAINT	DOOR FRAMES	SHERWIN WILLIAMS	SW 7026	GRIFFIN	-
PNT-6	PAINT	GWB & EXPOSED CEILINGS	SHERWIN WILLIAMS	SW 7102	WHITE FLOUR	-
RB-1	RUBBER BASE	PRIMARY BASE	JOHNSONITE	TG6	MINK WG	4"H
RB-2	RUBBER BASE	DRYER CHASE	MARLITE	M612	BLACK	4"H
RES-1	EPOXY RESINOUS FLOORING	LOUNGE & SHARED SPACES	SHERWIN WILLIAMS	-	CATERPILLAR	-
RES-2	NON-SLIP EPOXY RESINOUS COATING	EXTERIOR WALKWAYS	INTERSTATE PRODUCTS, INC.	TRACTION-N-MORE NON-SLIP COATING, TZ-20-22-6	CHAR GREY	-
S-1	SIGNAGE FINISH	FONT	2/90 SYSTEMS	709	CEMENT	-
S-2	SIGNAGE FINISH	BACKGROUND	2/90 SYSTEMS	204	BLACK	-
S-3	SIGNAGE FINISH	TRIM	2/90 SYSTEMS	-	SATIN ALUMINUM	-
SC-1	SEALED CONCRETE	UTILITY SPACES	SCOFIELD	SELECT SEAL PLUS	CLEAR	-
SS-1	SOLID SURFACE	COUNTERTOPS	CORIAN	-	NEUTRAL AGGREGATE	-
SS-2	SOLID SURFACE	WINDOW SILLS	CORIAN	-	NEUTRAL AGGREGATE	-
SS-3	SOLID SURFACE	SHOWER SURROUNDS	CORIAN	-	GLACIER WHITE	-
T-1	FLOOR TILE	BATHROOM & JANITOR FLOORS	CROSSVILLE	SHADE 2.0	THUNDER	12"X24"
T-2	WALL TILE	BATHROOM & JANITOR WALLS	ATLAS CONCORD	ELEMENT	GRAY	12"X24"
T-3	ACCENT TILE	BATHROOM WALLS	ATLAS CONCORD	ELEMENT	GRAY	12X12" BRICK MOSAIC
T-4	QUARRY TILE	KITCHEN	DALTILE	QUARRY TILE	ARID FLASH	8"X8" - 3/8" GROUT
TB-1	TILE COVE BASE	KITCHEN	DALTILE	Q3565	ARID FLASH	5"W x 6"H
TS-2	TRANSITION STRIP	LVT TO TILE	SCHLUTER	RENO-U AEU 35	SATIN ANODIZED	-
TS-4	TRANSITION STRIP	LVT TO CONCRETE OR EPOXY	SCHLUTER	RENO-U AEU 100	SATIN ANODIZED	-
TS-5	TRANSITION STRIP	TILE INSIDE CORNER	SCHLUTER	DILEX-AHK	SATIN ANODIZED	-
TS-6	TRANSITION STRIP	TILE OUTSIDE CORNER	SCHLUTER	QUADEC	SATIN ANODIZED	-
TS-7	TRANSITION STRIP	WALL TILE TO GWB	SCHLUTER	RONDEC-DB	SATIN ANODIZED	-
WG-1	WALL GRAPHIC	LOUNGE	FIND YOUR LEVEL	LINDSEY II	BEIGE	-
WS-1	WINDOW SHADE	SLEEPING ROOMS	READ WINDOW PRODUCTS	JUMBLE	BEIGE/GRAY	5% OPENNESS
WS-2	WINDOW SHADE	SLEEPING ROOMS	READ WINDOW PRODUCTS	DIFINITIVE	GRAY	BLACKOUT

File Path: W:\2511 HP135 BEQ Renovation CLI\Revit\2505B CID 2023-HP135.rvt
Print Date: 5/11/2026 6:11:51 PM

COMMONWEALTH OF VIRGINIA
JAMIE D. KISSEL
Cert. No. 0401152
REGISTERED ARCHITECT
15 MAY 2026

within
INTERIOR DESIGN
1006 GRANBY STREET
NORFOLK, VA 23510
757.224.0489

MBP ARCHITECTS, P.A.
CERT. NO. 50679
REGISTERED ARCHITECT
NEW BERN, N.C.

I-601

MBFA NO:

DEPARTMENT OF THE NAVY NAVAL FACILITIES ENGINEERING SYSTEMS COMMAND

MARINE CORPS BASE

CAMP LEJEUNE, NORTH CAROLINA

REPAIR BEQ HP135

SCHEDULES & LEGENDS

DES.	JDK
DR.	APG
CHK.	JDK
SUBMITTED BY:	
DESIGN DIR.	CHRIS MAAS
APPROVED: PWO OR OICC	DATE
SATISFACTORY TO:	DATE

SIZE	CODE IDENT. NO.	NAVFAC DRAWING NO.
E1	80091	60042882
	CONSTR. CONTR. NO.	N40085-25-B-0011
SCALE AS NOTED	SPEC. 05-25-0011	SHEET 85 OF 206

Finish Boards

ACT-1
Armstrong
Fine Fissure Beveled Tegular, White
*Image similar to finish



CG-1 - Corner Gaurd - Outside Corners
Inpro
Type 430, Stainless Steel
*Image similar to finish

PLAM-1 - Plastic Laminate - Primary Casework
Formica
Blackened Legno



LVT-1 - Luxury Vinyl Tile - Sleeping Rooms
Mannington
Crisscross, Zoom, Charcoal



WS-1 - Window Shade - Sleeping Rooms
Read Window Products
Jumble, Beige/Gray, 5% Openness

WS-2 - Window Shade - Sleeping Rooms
Read Window Products
Difinitive, Gray, Blackout

RES-1 - Epoxy Resinous Flooring - Lounge & Shared Spaces
Sherwin Williams
Deco Quartz, Caterpillar

RES-2 - Non-Slip Epoxy Resinous Coating - Exterior Walkways
Interstate Products, Inc
Traction-N-More Non-Slip Coating,
TZ-20-22-6, Char Grey

WG-1 Wall Graphic - Lounge
Find Your Level
Lindsey II, Beige

PNT-1 - Primary Paint
Benjamin Moore
Classic Grey, 1548

PNT-2 - Accent Paint - Sleeping Rooms
Benjamin Moore
River Reflections, 1552



PNT-5 - Accent Paint - Door Frames
Sherwin Williams
Griffin, SW7026

PNT-6 - GWB & Exposed Ceiling Paint
Sherwin Williams
White Flour, SW7102

GR-1 - Epoxy Grout - Floor Tile
Custom Building Products
Dove Gray, 370

GR-2 - Grout - Wall Tile
Custom Building Products
Shadow, 644

GR-3 - Grout - Wall Tile
Custom Building Products
Truffle, 540

T-1 - Floor Tile - Bathroom & Janitor Floors
Crossville
Shade 2.0, Thunder, 12”x24”

T-4 - Floor Tile - Kitchen
Daltile
Quarry, Arid Flash

T-2 - Wall Tile - Bathrooms
Atlas Concorde
Element, Gray

T-3 - Accent Wall Tile - Bathrooms
Atlas Concorde
Element, Gray, Brick Mosaic

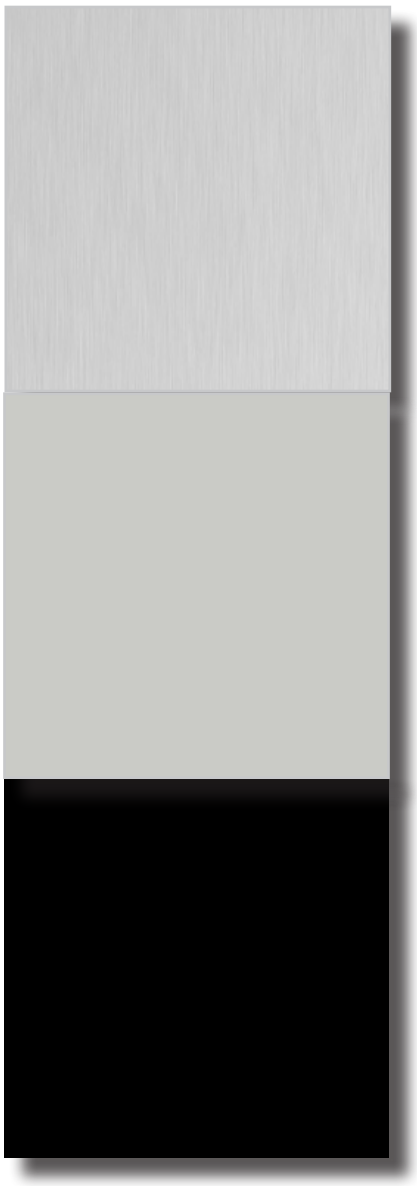

S-1 & S-2 - Signage Finish
2/90 Sign Systems
Font: 709 Cement
Background: 704 Black
Trim: Satin Auminum



RB-1 - Rubber Base - Primary Base
Tarkett
Mink WG, TG6



RB-2 - Rubber Base - Laundry Chase
Marlite
M612, Black



SS-1 - Solid Surface - Countertops
Corian
Neutral Aggregate

FRP-1 - Fiberglass Reinforced Plastic
Marlite
Pebbled, Light Grey

SS-2 - Solid Surface - Window Sills
Corian
Neutral Aggregate



SS-3 - Solid Surface - Shower Surrounds
Corian
Glacier White