LIMITED ASBESTOS AND LEAD INSPECTION REPORT

Togus VA Medical Center
1 VA Center
Augusta, ME 04330

AET Project No. P-0019594

Report Date:
August 15, 2023

Prepared for:
GDM
1401 W. 34th Ave., Ste. 200
Anchorage, AK 99503

Geotechnical • Materials
Forensic • Environmental
Building Technology
Petrography/Chemistry

American Engineering Testing
550 Cleveland Avenue North
St. Paul, MN 55114-1804
teamAET.com • 800.972.6364

August 15, 2023

GDM
1401 W. 34th Ave., Ste. 200
Anchorage, AK 99503

Attn: Mr. Conrad Chandler, Project Manager

RE: Limited Asbestos and Lead Inspection Report
Togus VA Medical Center
1 VA Center
Augusta, ME 04330
AET Project No. P-0019594

Dear Mr. Chandler:

American Engineering Testing, Inc. has completed the enclosed report of Limited Asbestos and Lead Inspection services for the Togus VA Medical Center located in Augusta, Maine. This service was performed in accordance with our proposal agreement no. P-0019594.

We appreciate the opportunity to have been of service to you on this project. If you have any questions regarding the information presented in this Limited Asbestos and Lead Inspection Report or if we can be of additional assistance, please contact me.

Sincerely,
American Engineering Testing, Inc.

Bruce A. Boehm Carlson
Sr. Environmental Project Manager
E-mail: bboehmcarlson@teamAET.com
Phone: (651) 999-1387

Enclosure

This document shall not be reproduced, except in full, without written approval from American Engineering Testing, Inc.

TABLE OF CONTENTS

Page
TRANSMITTAL LETTER……i
TABLE OF CONTENTS..... ii
EXECUTIVE SUMMARY iii
1.0 INTRODUCTION 1
1.1 Purpose 1
1.2 Scope of Inspection.....1
1.3 Limitations.....1
2.0 ASBESTOS AND LEAD INSPECTION PROCEDURES 2
2.1 General Information 2
2.2 Function of Inspection 2
3.0 ASBESTOS AND LEAD INSPECTION RESULTS 3
3.1 Asbestos-Containing Materials.....3
3.2 Lead Paints/Coatings 3
4.0 RECOMMENDATIONS 4
5.0 GENERAL REMARKS..... 5
5.1 Standard of Care.....5
5.2 Certifications 6

TABLES

1. Summary of Non-Asbestos-Containing Building Materials
2. Summary of Lead Containing Paints/Coatings
3. Summary of Non-Lead Containing Paints/Coatings

FIGURES

1. General Notes
2. Building 200 Ground Level Asbestos Containing Building Materials Sample and Lead Paint Test Locations
3. Building 200 Level 1 Asbestos Containing Building Materials Sample and Lead Paint Test Locations
4. Building 200 Level 2 Asbestos Containing Building Materials Sample and Lead Paint Test Locations
5. Building 200 Level 3 Asbestos Containing Building Materials Sample and Lead Paint Test Locations
6. Building 200 Level 5 Asbestos Containing Building Materials Sample and Lead Paint Test Locations
7. Building 204 Level 2 Asbestos Containing Building Materials Sample and Lead Paint Test Locations
8. Building 205 Levels 1 and 3 Asbestos Containing Building Materials Sample and Lead Paint Test Locations
9. Building 206 Levels 1, 2, and 3 Asbestos Containing Building Materials Sample and Lead Paint Test Locations
10. Building 207 Levels 1, 2, and 3 Asbestos Containing Building Materials Sample and Lead Paint Test Locations
11. Building 208 Level 1 Asbestos Containing Building Materials Sample and Lead Paint Test Locations
12. Building 210 Level 1 Asbestos Containing Building Materials Sample and Lead Paint Test Locations
13. Building 211 Level 1 Asbestos Containing Building Materials Sample and Lead Paint Test Locations
14. Building 212 Level 1 Asbestos Containing Building Materials Sample and Lead Paint Test Locations
15. Building 221 Level 1 Asbestos Containing Building Materials Sample and Lead Paint Test Locations
16. Building 232 Level 2 Asbestos Containing Building Materials Sample and Lead Paint Test Locations

17. Building 255 Level 1 Asbestos Containing Building Materials Sample and Lead Paint Test Locations
18. Building 300 Level 1 Asbestos Containing Building Materials Sample and Lead Paint Test Locations
19. Building 69 Level 1 Asbestos Containing Building Materials Sample and Lead Paint Test Locations

APPENDICES

A. Explanation of Tables
B. INTENTIONALLY BLANK
C. Asbestos Laboratory Analytical Results
D. Lead Testing Results
E. Pre-Demolition Environmental Checklist and Guide
F. Photographic Log
G. Laboratory Credentials
H. AET Certifications

EXECUTIVE SUMMARY

American Engineering Testing, Inc. (AET) was authorized by GDM (Client) to conduct a limited asbestos and lead inspection of various buildings located at the Togus VA Medical Center, 1 VA Center, Augusta, Maine (Site). The purpose for the limited asbestos and lead inspection was to identify, sample and quantify suspect asbestos-containing building materials (ACBMs) and to test and quantify lead containing paints/coatings as required by the State of Maine Department of Environmental Protection. Services performed by AET were conducted in accordance with our Proposal No. P-0019594.

Bruce Boehm Carlson, a State of Maine Department of Environmental Protection certified Asbestos Building Inspector and Lead Inspector, completed the inspection on June 20-22, 2023. AET collected 75 samples of suspect ACBM and tested 77 suspect painted/coated lead surfaces at the Site.

The inspection was limited to select IT equipment rooms in the following buildings:

- 1, 3, 4, 27, 32, 69, 200, 201, 203, 204, 205, 206, 207, 208, 209, 210, 211, 212, 221, 232, 235, 238, 239, 240, 248, 255 and 300.

AET was provided a prior report dated March 25, 2011, titled General Asbestos/Lead Containing Paint Summary Report prepared by Mabbett & Associates, Inc. AET utilized this report to reduce the number of samples and tests needed during their limited inspection. AET only sampled and tested materials that were not previously identified in the prior report. Likewise, no material inventory was created for this report due to the majority of the materials having been present, inspected, and inventoried as part of the prior report. Therefore, this report is to be used in conjunction with the prior report when making renovations.

Please review the prior report for information related to the materials that were not sampled or tested by AET.

The materials that were sampled and tested by AET were found **to not** contain asbestos.

The following painted/coated surfaces that were tested by AET were found to contain greater than 1 milligram per square centimeter (mg/cm^2) lead:

- Shot 54 - Photo 2 – Building 69, white plaster walls and ceilings were found to contain 17.6 mg/cm^2 lead. Approximately 228 total square feet (SF) was identified in Fl. 01 Rms. 102 and 102 NE Closet.
- Shot 55 - Photo 2 – Building 69, light blue plaster walls were found to contain 1.30 mg/cm^2 lead. Approximately 64 total square feet (SF) was identified in Fl. 01 Rm. 102.
- Shot 56 - Photo 2 – Building 69, white wood door frame was found to contain 36.30 mg/cm^2 lead. Approximately 18 total square feet (SF) was identified in Fl. 01 Rm. 102.

The lead containing materials must be removed and properly disposed of by a State of Maine Department of Environmental Protection licensed lead abatement company utilizing trained and certified supervisors and workers OR a Lead Renovation, Repair and Painting (RRP) trained and certified company utilizing trained personnel.

Salvage, reuse, recycle or properly dispose of the numerous regulated waste materials identified at the Site prior to commencing with renovation activities.

Complete and submit the State of Maine Department of Environmental Protection Notification Forms as required prior to commencing the demolition/renovation activities.

If untested suspect asbestos-containing materials or potential lead containing paints/coatings are identified during renovation, do not disturb the materials and contact AET for consultation or follow-up testing. Notify the general contractor of the location and quantity of asbestos and regulated waste items at the Site.

1.0 INTRODUCTION

1.1 Purpose

This report presents the results of the limited asbestos and lead Inspection performed at the Togus VA Medical Center, 1 VA Center, Augusta, Maine (Site). American Engineering Testing, Inc. (AET) completed the inspection at the request of GDM (Client). The inspection was performed to facilitate moving and installation of IT cabling and equipment in certain buildings at the Site.

The purpose for the limited asbestos and lead inspection was to identify, sample and quantify suspect asbestos-containing building materials (ACBMs) and to test and quantify lead containing paints/coatings as required by the State of Maine Department of Environmental Protection.

1.2 Scope of Inspection

AET's scope of services included the following tasks:

- Conduct a visual inspection for the presence of ACBM.
- Collect representative bulk samples of suspect ACBMs for analysis.
- Submit the bulk samples of suspect materials to an accredited National Voluntary Laboratory Accreditation Program (NVLAP) laboratory for analysis of asbestos content. Laboratory certifications can be found in Appendix G.
- Identify, test, and quantify the various painted/coated materials for lead content utilizing a portable x-ray fluorescence (XRF) analyzer.
- Prepare a final report summarizing the results of the assessment.

1.3 Limitations

The inspection was limited to select IT equipment rooms the following buildings:

- 1, 3, 4, 27, 32, 69, 200, 201, 203, 204, 205, 206, 207, 208, 209, 210, 211, 212, 221, 232, 235, 238, 239, 240, 248, 255 and 300.

Additionally, AET was provided a prior report dated March 25, 2011, titled General Asbestos/Lead Containing Paint Summary Report prepared by Mabbett & Associates, Inc. AET utilized this report to reduce the number of samples and tests needed during their limited inspection. AET only sampled and tested materials that were not previously identified in the prior report. Likewise, no material inventory was created for this report due to the majority of the materials having been present, inspected, and inventoried as part of the prior report. Therefore, this report is to be used in conjunction with the prior report when making renovations.

Please review the prior report for information related to the materials that were not sampled or tested by AET.

2.0 ASBESTOS AND LEAD INSPECTION PROCEDURES

2.1 General Information

The Inspection was conducted on June 20-22, 2023 by Bruce Boehm Carlson, a State of Maine Department of Environmental Protection certified Asbestos Building Inspector and Lead Inspector. AET collected 75 samples of suspect asbestos-containing building materials (ACBM) and tested 77 suspect painted/coated lead surfaces at the Site.

Suspect asbestos inspection, sampling and analytical procedures were performed in accordance with EPA Asbestos Hazard Emergency Response Act (AHERA) 40 CFR Part 763, Subpart E; EPA National Emission Standard for Hazardous Air Pollutants (NESHAP), 40 CFR Part 61; and the Occupational Safety and Health Administration (OSHA) rules and regulations, Asbestos Standards for General Industry 29 CFR 1910.1001 and Asbestos Standards for the Construction Industry 29 CFR 1926.1101.

Asbestos samples were analyzed utilizing polarized light microscopy (PLM) by Eurofins CEI, a NVLAP accredited laboratory (NVLAP Lab No. 101768-0). Other potential regulated wastes were inventoried according to the Pre-Demolition Environmental Checklist and Guide.

Potential lead-containing paint sampling and analytical procedures were performed in accordance with the State of Maine Department of Environmental Protection, U.S. Department of Housing and Urban Development (HUD), the EPA and the OSHA. Testing was conducted utilizing a Niton portable XRF analyzer.

2.2 Function of Inspection

The EPA NESHAP requires building owners to inspect for ACBM in areas of a building where renovation or demolition will take place. Some States regulate the removal and disposal of regulated waste as outlined in the Pre-Demolition Environmental Checklist and Guide.

All manufactured and some natural products are considered suspect ACBM. Materials that are considered to be non-suspect are wood, metal, glass, and fiberglass. Prior to renovation or demolition of a building, all regulated friable ACBM must be removed from the affected area. In addition, non-friable materials, which are in a damaged condition or are likely to become friable during the process of renovation or demolition also require removal. Non-friable materials, which are in good condition at the time of inspection and most likely will not become friable during demolition may, under certain circumstances, remain in place prior to demolition. EPA and OSHA define any building material which contains greater than one percent asbestos to be asbestos-containing material. It is also required to point-count by PLM the percent asbestos in friable asbestos-containing material (ACM) estimated to contain less than one percent asbestos.

The State of Maine Department of Environmental Protection regulates the removal and disposal of regulated waste. This also includes delaminating lead-based paint.

HUD and the EPA identify lead-based paint as any paint, varnish, shellac, or other coating that contains lead concentrations equal or greater than one milligram per square centimeter (1.0 mg/cm^2), 0.5 % by weight or 5,000 parts per million (ppm). OSHA recognizes lead-based paint as paint that contains any detectable amount of lead. Although the use of lead in paint was banned in 1978 by the Consumer Product Safety Commission (CPSC), consumer paints can still contain up to 0.06 % lead by weight or 600 ppm. Lead-based paints are still commonly used in many commercial applications.

3.0 ASBESTOS AND LEAD INSPECTION RESULTS

3.1 Asbestos-Containing Materials

See Figures 1 through 19 for the locations of the asbestos containing building material samples. See Table 1 for the materials that do not contain asbestos. The asbestos analytical laboratory report is included in Appendix C. Photographs are included in Appendix F. Laboratory credentials are included in Appendix G.

AET was provided a prior report dated March 25, 2011, titled General Asbestos/Lead Containing Paint Summary Report prepared by Mabbett & Associates, Inc. AET utilized this report to reduce the number of samples and tests needed during their limited inspection. AET only sampled and tested materials that were not previously identified in the prior report. Likewise, no material inventory was created for this report due to the majority of the materials having been present, inspected, and inventoried as part of the prior report. Therefore, this report is to be used in conjunction with the prior report when making renovations.

Please review the prior report for information related to the materials that were not sampled or tested by AET.

The materials that were sampled and tested by AET were found **to not** contain asbestos.

Complete and submit the State of Maine Department of Environmental Protection Notification Forms as required prior to commencing the demolition activities.

3.2 Lead Paints/Coatings

See Figures 1 through 19 for the locations of the lead testing locations. AET tested various paints/coatings in various IT equipment rooms at the Site. A summary of the lead containing paints/coatings can be found in Table 2 and a summary of the non-lead containing paints/coatings can be found in Table 3. Please see Appendix D for the locations and results of all the tested paints/coatings. A copy of the XRF Performance Characteristics Sheets can be found in Appendix G.

AET was provided a prior report dated March 25, 2011, titled General Asbestos/Lead Containing Paint Summary Report prepared by Mabbett & Associates, Inc. AET utilized this report to reduce the number of samples and tests needed during their limited inspection. AET only sampled and tested materials that were not previously identified in the prior report. Likewise, no material inventory was created for

this report due to the majority of the materials having been present, inspected, and inventoried as part of the prior report. Therefore, this report is to be used in conjunction with the prior report when making renovations.

Please review the prior report for information related to the materials that were not sampled or tested by AET.

The following painted/coated surfaces that were tested by AET were found to contain greater than 1 milligram per square centimeter (mg/cm^2) lead:

- Shot 54 - Photo 2 – Building 69, white plaster walls and ceilings were found to contain 17.6 mg/cm^2 lead. Approximately 228 total square feet (SF) was identified in Fl. 01 Rms. 102 and 102 NE Closet.
- Shot 55 - Photo 2 – Building 69, light blue plaster walls were found to contain 1.30 mg/cm^2 lead. Approximately 64 total square feet (SF) was identified in Fl. 01 Rm. 102.
- Shot 56 - Photo 2 – Building 69, white wood door frame was found to contain 36.30 mg/cm^2 lead. Approximately 18 total square feet (SF) was identified in Fl. 01 Rm. 102.

The lead containing materials must be removed and properly disposed of by a State of Maine Department of Environmental Protection licensed lead abatement company utilizing trained and certified supervisors and workers OR a Lead Renovation, Repair and Painting (RRP) trained and certified company utilizing trained personnel.

Salvage, reuse, recycle or properly dispose of the numerous regulated waste materials identified at the Site prior to commencing demolition activities. A copy of the Pre-Demolition Environmental Checklist and Guide is in Appendix E.

4.0 RECOMMENDATIONS

Based on the results of this investigation, AET recommends the following:

- The facility owners must notify employees, tenants, contractors, and vendors working in the building of the presence, quantity, and location of identified or assumed ACBM and lead containing paints/coatings.
- Prior to commencing renovation/demolition activities conduct the following:
    - Utilize a licensed asbestos abatement company with certified supervisors and workers to remove the ACBM identified in the prior report dated March 25, 2011, titled General Asbestos/Lead Containing Paint Summary Report prepared by Mabbett & Associates, Inc.
    - Utilize a State of Maine Department of Environmental Protection certified lead abatement company utilizing certified supervisors and workers OR an EPA Lead RRP trained and certified contractor to manage the painted/coated surfaces throughout and on the building in accordance with the EPA Lead RRP Rules.

- Salvage, reuse, recycle or properly dispose of the numerous regulated objects identified at the Site prior to commencing renovation activities.
- Complete and submit the State of Maine Department of Environmental Protection Notification Forms as required prior to commencing the demolition activities.
- Obtain all required local permits.
- Prepare a general environmental contingency management plan for addressing potential situations that may arise during the renovation project. Example contingencies might include management of petroleum, management of spilled fluids or other unknown regulated items encountered during the demolition and Site excavation.
- During the renovation/demolition activities, if additional suspect asbestos containing materials or potential lead containing paints/coatings are discovered, do not disturb the materials and contact AET for consultation or follow-up testing.

5.0 GENERAL REMARKS

5.1 Standard of Care

Bulk asbestos and lead testing, collection and analysis was conducted in accordance with the State of Maine Department of Environmental Protection required methodology. Other potential regulated wastes were inventoried.

This report summarizes the results of the inspection completed by AET. This inspection and review of the subject property has been limited in scope in that it was undertaken with the knowledge that visual observations and random sampling methods alone might not reveal the presence, full nature, and extent of all ACBM, lead paint, and other regulated wastes in the building. **AET makes no representations as to the asbestos or lead content of materials not sampled or that were not accessible to our inspector(s) (i.e., between walls, beneath floors, in sealed pipe chases, etc). The ACBM, lead paint, and other regulated wastes sample locations and building dimensions were visually estimated.** Therefore, the sample locations, building dimensions and approximate square footages of ACBM and lead paint should be considered accurate only to the degree implied by the methods used.

This asbestos and regulated wastes inspection is not intended to be the sole basis for asbestos, lead paint, and regulated waste removal bids. Confirmation of the presence, condition, and quantity of the ACBM's, lead paints, and other regulated waste should be conducted by prospective removal contractors prior to accepting removal bids. This report is provided for the exclusive use of the client noted on the cover page and is subject to the terms and conditions in the applicable contract between the Client and AET. The Client is the only party to whom AET has explained the limitations of this inspection and has been involved in the shaping of the scope of services. Any third-party review of this report will be subject to the terms and conditions governing contractual work between the Client and

AET. The unauthorized use of, reliance on, or release of information contained in this report, without the expressed written consent of the Client is strictly prohibited and will be without risk or liability.

The services performed by AET on this project have been conducted with a level of care and skill that meets or exceeds industry standards set by reputable members of the profession, practicing in the same locality under similar budget and time constraints. **This inspection does not guarantee all ACBM, lead paint, or other regulated waste were found.**

5.2 Certifications

I, the undersigned, do hereby certify that I am an accredited Asbestos Building Inspector and Lead Inspector in the State of Maine, certified by the State of Maine Department of Environmental Protection, Nos. AI-0923 and LI-0502. A photocopy of my current asbestos inspector and lead inspector certification are included in Appendix H.

Report Authored By:

Bruce A. Boehm Carlson
Senior Environmental Project Manager

Eric C. Hesse, PE
Environmental Division Manage

Tables

Table 1 - Summary of Non-Asbestos Containing Building Materials

Client Name: GDM
Project Number: P-0019594
Project Manager: Bruce A. Boehm Carlson
Sample Set Name: 1

Building Number: 1 VA Ctr.
Building Name Togus VA Medical Center
Building Address 1: 1 VA Ctr.
Building Address 2:
City, State Zip: Augusta, ME 04330

Area Location Room Number	Material ID Subcat ID	Material ID Description Subcategory Description	Material Code	Asbestos Content	Quantity	Lead Paint	Physical Assessment: Friability	Condition	Damage Potential: Water	Air	Vib	Acc	Cond Rating	AHERA Rating
Bldg. 200 Floor 02 210	302 PHBW	2x2 Ceiling Tile Pinhole Birdwing	M	ND			Friable	N					7	4
Notes: Located in various areas throughout the building.														
Bldg. 200 Floor 02 210	308 4BR	Base Cove & Mastic 4" Brown	M	ND			Non-Friable	N					0	NA
Notes: Located in various areas throughout the building.														
Bldg. 200 Floor 02 210	313 BRBP	Sheet Floor & Mastic Brown Board Pattern	M	ND			Friable	N					7	4
Notes: Located in various areas throughout the building.														
Bldg. 200 Floor 02 E201	308 4M	Base Cove & Mastic 4" Maroon	M	ND			Non-Friable	N					0	NA
Notes: Located in various areas throughout the building.														
Bldg. 200 Floor 02 E201	310 LGGS	12x12 Floor Tile & Mastic Light Gray w/ Gray Streaks	M	ND			Non-Friable	N					0	NA
Notes: Located in various areas throughout the building.														

Client Name: GDM
Project Number: P-0019594
Project Manager: Bruce A. Boehm Carlson
Sample Set Name: 1

Building Number: 1 VA Ctr.
Building Name Togus VA Medical Center
Building Address 1: 1 VA Ctr.
Building Address 2:
City, State Zip: Augusta, ME 04330

Area Location Room Number	Material ID Subcat ID	Material ID Description Subcategory Description	Material Code	Asbestos Content	Quantity	Lead Paint	Physical Assessment: Friability	Condition	Damage Potential: Water	Air	Vib	Acc	Cond Rating	AHERA Rating
Bldg. 200 Floor 05 560	315 1GW	Ceramic Tile Green & White	M	ND			Non-Friable	N					0	NA
Notes: Located in various areas throughout the building.														
Bldg. 200 Floor 05 C501	315 4G	Ceramic Tile 4" Gray	M	ND			Non-Friable	N					0	NA
Notes: Located in various areas throughout the building.														
Bldg. 200E Floor 01 122E	302 SM	2x2 Ceiling Tile Smooth	M	ND			Friable	N					7	4
Notes: Located in various areas throughout the building.														
Bldg. 204 Floor 02 200	315 4W	Ceramic Tile 4" White	M	ND			Non-Friable	N					0	NA
Notes: Located in various areas throughout the building.														
Bldg. 206 Floor 02 215	303 PHBW	2x4 Ceiling Tile Pinhole Birdwing	M	ND			Friable	N					7	4
Notes: Located in various areas throughout the building.														
Bldg. 206 Floor 02 215	310 LGM	12x12 Floor Tile & Mastic Light Gray Mottled	M	ND			Non-Friable	N					0	NA
Notes: Located in various areas throughout the building.														

Client Name: GDM
Project Number: P-0019594
Project Manager: Bruce A. Boehm Carlson
Sample Set Name: 1

Building Number: 1 VA Ctr.
Building Name Togus VA Medical Center
Building Address 1: 1 VA Ctr.
Building Address 2:
City, State Zip: Augusta, ME 04330

Area Location Room Number	Material ID Subcat ID	Material ID Description Subcategory Description	Material Code	Asbestos Content	Quantity	Lead Paint	Physical Assessment: Friability	Condition	Damage Potential: Water	Air	Vib	Acc	Cond Rating	AHERA Rating
Bldg. 208 Floor 01 107	308 4G	Base Cove & Mastic 4" Gray	M	ND			Non-Friable	N					0	NA
Notes: Located in various areas throughout the building.														
Bldg. 208 Floor 01 107	310 LTGM	12x12 Floor Tile & Mastic Light Gray Mottled	M	ND			Non-Friable	N					0	NA
Notes: Located in various areas throughout the building.														
Bldg. 208 Floor 01 117	310 LBRM	12x12 Floor Tile & Mastic Light Brown Mottled	M	ND			Non-Friable	N					0	NA
Notes: Located in various areas throughout the building.														
Bldg. 210 Floor 01 109	303 PHF	2x4 Ceiling Tile Pinhole Fissure	M	ND			Friable	N					7	4
Notes: Located in various areas throughout the building.														
Bldg. 255 Floor 01 105	302 PHC	2x2 Ceiling Tile Pinhole Crater	M	ND			Friable	N					7	4
Notes: Located in various areas throughout the building.														
Bldg. 255 Floor 01 105	310 LTGGS	12x12 Floor Tile & Mastic Light Gray w/ Gray Streaks	M	ND			Non-Friable	N					0	NA
Notes: Located in various areas throughout the building.														

Client Name: GDM
Project Number: P-0019594
Project Manager: Bruce A. Boehm Carlson
Sample Set Name: 1

Building Number: 1 VA Ctr.
Building Name Togus VA Medical Center
Building Address 1: 1 VA Ctr.
Building Address 2:
City, State Zip: Augusta, ME 04330

Area Location Room Number	Material ID Subcat ID	Material ID Description Subcategory Description	Material Code	Asbestos Content	Quantity	Lead Paint	Physical Assessment: Friability	Condition	Damage Potential: Water	Air	Vib	Acc	Cond Rating	AHERA Rating
Bldg. 255	321	Caulk	M	ND			Non-Friable	N					0	NA
Floor 01	BR	Brown												
105														
Notes: Located in various areas throughout the building.														
Bldg. 255	305	Sheetrock & Taping Compound	M	ND			Friable	N					7	4
Floor 01	WC	Walls and Ceilings												
106														
Notes: Located in various areas throughout the building.														
Bldg. 255	308	Base Cove & Mastic	M	ND			Non-Friable	N					0	NA
Floor 01	4T	4" Tan												
106														
Notes: Located in various areas throughout the building.														
Bldg. 255	310	12x12 Floor Tile & Mastic	M	ND			Non-Friable	N					0	NA
Floor 01	BGM	Beige Marbled												
106														
Notes: Located in various areas throughout the building.														
Bldg. 255	321	Caulk	M	ND			Non-Friable	N					0	NA
Floor 01	R	Red												
106														
Notes: Located in various areas throughout the building.														
Bldg. 300	305	Sheetrock & Taping Compound	M	ND			Friable	N					7	4
Floor 01	WLC	Walls and Ceilings												
109														
Notes: Located in various areas throughout the building.														

Client Name: GDM
Project Number: P-0019594
Project Manager: Bruce A. Boehm Carlson
Sample Set Name: 1

Building Number: 1 VA Ctr.
Building Name Togus VA Medical Center
Building Address 1: 1 VA Ctr.
Building Address 2:
City, State Zip: Augusta, ME 04330

Area Location Room Number	Material ID Subcat ID	Material ID Description Subcategory Description	Material Code	Asbestos Content	Quantity	Lead Paint	Physical Assessment: Friability	Condition	Damage Potential: Water	Air	Vib	Acc	Cond Rating	AHERA Rating
Bldg. 300	308	Base Cove & Mastic	M	ND			Non-Friable	N					0	NA
Floor 01	4LG	4" Light Gray												
109														
Notes: Located in various areas throughout the building.														
Bldg. 300	310	12x12 Floor Tile & Mastic	M	ND			Non-Friable	N					0	NA
Floor 01	DBRM	Dark Brown Marbled												
109														
Notes: Located in various areas throughout the building.														

Table 2
Summary of Lead Containing Paints/Coatings
Togus VA Medical Center
Augusta, ME
AET Project No. P-0019594

Project: GDM - Togus VA Medical Center						By: Bruce A. Boehm Carlson				
Project No.: P-0019594						Date: March 20-21, 2023				
Shot	**Building**	**Fl.**	**Rm.**	**Side/Location**	**Component**	**Substrate**	**Color**	**Reading (mg/cm^2)**	**Quantity**	**Result**
54	**69**	**1**	**102 NE Closet**	**North**	**Wall**	**Plaster**	**White**	**17.60**	**228 SF**	**Positive**
55	**69**	**1**	**102**	**North**	**Wall**	**Plaster**	**Lt. Blue**	**1.30**	**64 SF**	**Positive**
56	**69**	**1**	**102**	**West**	**Door Frame**	**Wood**	**White**	**36.30**	**18 SF**	**Positive**

Please note that this report is to be used in conjunction with the prior report titled General Asbestos/Lead Containing Paint Summary Report dated March 25, 2011 prepared by Mabbett & Associates, Inc. AET did not test all painted surfaces. Many surfaces appeared to be the same paints identified in the prior report and this report only reflects the materials tested by AET.

Table 3
Summary of Non-Lead Containing Paints/Coatings
Togus VA Medical Center
Augusta, ME
AET Project No. P-0011150

Project: GDM - Togus VA Medical Center	By: Bruce A. Boehm Carlson
Project No.: P-0019594	Date: June 20-21, 2023

Shot	Building	Fl.	Rm.	Side/Location	Component	Substrate	Color	Reading (mg/cm^2)	Quantity	Result
1			Calibration		Range <0.01	SRM 2570		0.00	NA	Pass
2			Calibration		0.71 ± 0.08	SRM 2574		0.70	NA	Pass
3			Calibration		3.58 ± 0.39	SRM 2571		3.40	NA	Pass
4	221	1	100B	East	Wall	Sheetrock	Tan	0.00	NA	Negative
5	221	1	100B	South	Door Frame	Metal	Tan	0.00	NA	Negative
6	221	1	100B	South	Door	Wood	Blonde	0.00	NA	Negative
7	221	1	100B	North	Panel	Wood	Black	0.00	NA	Negative
8	221	1	100B	South	Door Frame	Metal	Lt. Yellow	0.00	NA	Negative
9	221	1	100B	South	Door Frame	Metal	Lt. Blue	0.00	NA	Negative
10	207	1	132A	West	Wall	Sheetrock	Green	0.00	NA	Negative
11	207	1	132A	North	Wall	Sheetrock	Blue	0.00	NA	Negative
12	207	2	201	East	Wall	Sheetrock	Cream	0.00	NA	Negative
13	207	3	145/301	East	Wall	Sheetrock	Tan	0.00	NA	Negative
14	207	3	145/301	South	Panel	Wood	Black	0.00	NA	Negative
15	207	3	307	South	Window Frame	Metal	Gray	0.00	NA	Negative
16	207	3	307	West	Wall	Sheetrock	Gray	0.00	NA	Negative
17	232	2	202	West	Door	Wood	Blonde	0.00	NA	Negative
18	232	2	202	West	Door Frame	Metal	Beige	0.00	NA	Negative
19	232	2	202	South	Wall	Sheetrock	Beige	0.00	NA	Negative
20	232	2	202	Floor	Floor	Wood	Gray	0.00	NA	Negative
21	206	1	145A	North	Door Frame	Metal	Gray	0.00	NA	Negative
22	206	1	145A	West	Wall	Sheetrock	Tan	0.00	NA	Negative
23	206	1	145A	South	Wall	Sheetrock	Lt. Blue	0.00	NA	Negative
24	206	2	213	East	Wall	Sheetrock	Tan	0.60	NA	Negative
25	206	2	215	East	Wall	Sheetrock	Lt. Tan	0.00	NA	Negative
26	206	3	320	East	Wall	Sheetrock	Tan	0.00	NA	Negative
27	206	3	366	North	Wall	Sheetrock	Cream	0.00	NA	Negative
28	208	1	117	North	Wall	Sheetrock	Tan	0.00	NA	Negative
29	205	1	108	South	Wall	Sheetrock	Tan	0.60	NA	Negative
30	205	1	108	East	Wall	Sheetrock	Lt. Green	0.60	NA	Negative
31	205	3	307E	East	Wall	Sheetrock	Tan	0.00	NA	Negative
32	205	3	307E	South	Wall	Sheetrock	Lt. Blue	0.00	NA	Negative
33			Calibration		Range <0.01	SRM 2570		0.00	NA	Pass
34			Calibration		0.71 ± 0.08	SRM 2574		0.70	NA	Pass
35			Calibration		3.58 ± 0.39	SRM 2571		3.50	NA	Pass
36	200	G	C009	South	Wall	Sheetrock	Yellow	0.00	NA	Negative
37	200	G	C009	West	Wall	Concrete	Yellow	0.00	NA	Negative

Project: GDM - Togus VA Medical Center						By: Bruce A. Boehm Carlson				
Project No.: P-0019594						Date: June 20-21, 2023				
Shot	**Building**	**Fl.**	**Rm.**	**Side/Location**	**Component**	**Substrate**	**Color**	**Reading (mg/cm^2)**	**Quantity**	**Result**
38	200	G	C009	South	Door Frame	Metal	Lt. Yellow	0.00	NA	Negative
39	200	G	C009	South	Door Frame	Metal	Gray	0.00	NA	Negative
40	200	G	C009	South	Door	Wood	Blonde	0.00	NA	Negative
41	200	G	28	South	Wall	Sheetrock	Cream	0.00	NA	Negative
42	200	3	E341	West	Wall	Sheetrock	Tan	0.00	NA	Negative
43	200	3	E341	East	Wall	Sheetrock	Lt. Blue	0.00	NA	Negative
44	200	5	560	Floor	Floor	Ceramic Tile	1" Green/White	0.00	NA	Negative
45	200	5	C501	South	Wall	Ceramic Tile	4" Gray	0.00	NA	Negative
46	200	5	C501	South	Wall	Ceramic Tile	4" White	0.00	NA	Negative
47			Calibration		Range <0.01	SRM 2570		0.00	NA	Pass
48			Calibration		0.71 ± 0.08	SRM 2574		0.70	NA	Pass
49			Calibration		3.58 ± 0.39	SRM 2571		4.00	NA	Pass
50			Calibration		Range <0.01	SRM 2570		0.00	NA	Pass
51			Calibration		0.71 ± 0.08	SRM 2574		0.70	NA	Pass
52			Calibration		3.58 ± 0.39	SRM 2571		3.60	NA	Pass
53	69	1	Linen Closet	West	Panel	Wood	White	0.00	NA	Negative
57	69	1	102	West	Door	Wood	Blonde	0.01	NA	Negative
58	211	1	101	East	Panel	Wood	White	0.00	NA	Negative
59	211	1	101	West	Door Frame	Metal	Lt. Gray	0.00	NA	Negative
60	211	1	101	West	Door	Wood	Blonde	0.00	NA	Negative
61	211	1	101	North	Wall	Brick	White	0.02	NA	Negative
62	212	1	100	South	Wall	Concrete	Gray	0.00	NA	Negative
63	212	1	100	Floor	Floor	Concrete	White	0.05	NA	Negative
64			Calibration		Range <0.01	SRM 2570		0.00	NA	Pass
65			Calibration		0.71 ± 0.08	SRM 2574		0.70	NA	Pass
66			Calibration		3.58 ± 0.39	SRM 2571		3.60	NA	Pass
67	204	2	200	North	Wall	Plaster	Tan	0.00	NA	Negative
68	204	2	200	North	Wall	Ceramic Tile	4" White	0.13	NA	Negative
69			Calibration		Range <0.01	SRM 2570		0.00	NA	Pass
70			Calibration		0.71 ± 0.08	SRM 2574		0.70	NA	Pass
71			Calibration		3.58 ± 0.39	SRM 2571		3.30	NA	Pass
72	255	1	106	West	Door	Wood	Blonde	0.00	NA	Negative
73	255	1	106	West	Door Frame	Metal	Brown	0.00	NA	Negative
74	255	1	106	South	Wall	Sheetrock	Tan	0.00	NA	Negative
75			Calibration		Range <0.01	SRM 2570		0.00	NA	Pass
76			Calibration		0.71 ± 0.08	SRM 2574		0.70	NA	Pass
77			Calibration		3.58 ± 0.39	SRM 2571		3.20	NA	Pass

Please note that this report is to be used in conjunction with the prior report titled General Asbestos/Lead Containing Paint Summary Report dated March 25, 2011 prepared by Mabbett & Associates, Inc. AET did not test all painted surfaces. Many surfaces appeared to be the same paints identified in the prior report and this report only reflects the materials tested by AET.

Figures

GENERAL NOTES

THIS REPORT IS TO BE USED IN CONJUNCTION WITH VOLUMES I, II, AND III GENERAL ASBESTOS/LEAD CONTAINING PAINT SUMMARY REPORT DATED MARCH 25,2011 PREPARED BY MABBETT & ASSOCIATES, INC. INFORMATION FROM THIS PRIOR REPORT WAS NOT INCORPORATED INTO THIS NEW REPORT.

ASBESTOS RELATED MATERIALS AND LEAD CONTAINING PAINTS/COATINGS MAY BE PRESENT WHICH ARE IDENTIFIED IN THE PRIOR REPORT TITLED VOLUMES I, II, AND III GENERAL ASBESTOS/LEAD CONTAINING PAINT SUMMARY REPORT DATED MARCH 25,2011 PREPARED BY MABBETT & ASSOCIATES, INC.

ALL ACM ABATEMENT OR ENCLOSURE WORK SHALL BE PERFORMED BY TRAINED/LICENSED ASBESTOS ABATEMENT CONTRACTOR WITHIN A FULL CONTAINMENT UNDER NEGATIVE PRESSURE (NPE).

ALL HVAC AIR INTAKES WITHIN NPE SHALL BE SHUT DOWN AND ISOLATED WITH CRITICAL BARRIERS DURING ACTIVE ACM REMOVAL OR ENCLOSURE WORK. WORK TO BE SCHEDULED WITH GENERAL CONTRACTOR AND OWNER TO ACCOMMODATE CONSTRUCTION AND FACILITY REQUIREMENTS.

WHERE NEGATIVE PRESSURE ENCLOSURES ARE WITHIN OPERATIONAL TR ROOMS, CONTRACTOR TO MAINTAIN COOLING AIR FLOW TO ELECTRONICS BY TUNNELING METHODS OR SIMILAR.

WORKERS PERFORMING ACM REMOVAL OR ENCLOSURE SHALL DON, AT MINIMUM, HALF FACE AIR PURIFYING RESPIRATORS WITH P100 FILTERS, DISPOSABLE DUST SUITS (WITH BOOT COVERS) AND GLOVES DURING ACTIVE TASKS, WHICH SHALL BE SUPPLEMENTED WITH USE OF POWERED AIR PURIFYING RESPIRATORS.

ACM REMOVAL WORK AREAS SHALL BE PREPARED IN ACCORDANCE WITH THE FOLLOWING: A) ALL FLOORS, CEILINGS AND WALLS SHALL BE ISOLATED USING 2-LAYERS OF 6-MIL POLY SHEETING; B) OSHA ASBESTOS SIGNAGE AT ENTRANCE TO REGULATED AREAS; C)SINGLE-POINT OF ENTRY WITH 3-STAGE WET DECONTAMINATION STATION TO ALLOW WORKERS TO REMOVE PPE, WASH AND VACUUM THEMSELVES OFF PRIOR TO EXITING THE REGULATED WORK AREA; D) MAINTAINED UNDER NEGATIVE PRESSURE (-0.02 IN WG OR BETTER) USING HEPA FILTERED AIR MACHINES WITH EXHAUST ROUTED TO OUTDOORS; E) MINIMUM OF 4 AIR CHANGES PER HOUR; F) CLEAN/CHANGE ROOM SUFFICIENT FOR WORKERS TO CHANGE INTO STREET CLOTHES (OPAQUE POLY REQUIRED AS NEEDED FOR PRIVACY); G) RENEWABLE ADHESIVE MATS IMMEDIATELY OUTSIDE OF REGULATED WORK AREA TO ENSURE FOOT TRAFFIC DOES NOT SPREAD DUST/DEBRIS TO OTHER AREAS OF FACILITY.

ACM WORK TO BE PERFORMED USING THE FOLLOWING CONTROLS: A) HEPA FILTERED VACUUM FOR CONTINUOUS AND FINAL CLEANUP; B) ONLY MANUAL REMOVAL MEANS/TOOLS ARE ALLOWED TO DISTURB ACM (MECHANICAL TOOLS PROHIBITED FOR ACM REMOVAL).

REGULATED WORK AREA IS TO BE CLEANED BY CONTRACTOR FOLLOWING COMPONENT REMOVAL USING STANDARD HEPA VACUUM & WET WIPING METHODS AND VISUALLY INSPECTED AND CLEARANCE SAMPLED BY VA REPRESENTATIVE TO VERIFY COMPLETION OF SCOPE.

AN INDEPENDENT THIRD PARTY CONSULTANT IS TO BE RESPONSIBLE FOR PERIMETER AIR MONITORING AND FINAL CLEARANCE AIR SAMPLING/VISUAL INSPECTION REQUIREMENTS.

CONTRACTOR TO BE RESPONSIBLE FOR OSHA EMPLOYEE EXPOSURE MONITORING REQUIREMENTS.

ALL WASTE PRODUCED DURING REMEDIATION PHASE SHALL BE COLLECTED, CONTAINERIZED, LABELED, CHARACTERIZED AND DISPOSED IN ACCORDANCE WITH SPECIFICATION 02.82.11

ALL WASTE CONTAINERS, EQUIPMENT, ETC. SHALL BE WET WIPED PRIOR TO LEAVING REGULATED WORK AREA.

NIGHTS WORK IS TO BE PERFORMED DURING OFF HOURS FROM 5:00 PM - 7:00 AM MONDAY THROUGH FRIDAY AND WEEKEND WORK FRIDAY 6 PM THROUGH SUNDAY. WORK IS PROHIBITED ON FEDERAL HOLIDAYS.

AT INTERIOR REGULATED AREAS (NPE), WHERE THE COMBINED FOOTPRINT OF WORK CHAMBER, DECONTAMINATION CHAMBERS AND LOADOUT DOES NOT FIT WITHIN THE ROOM, THE DECON/LOADOUT CONFIGURATION MAY EXTEND INTO 1/2 WIDTH OF THE HALLWAY AS REQUIRED TO ALLOW PASSAGE IN CORRIDOR.

WORK AREAS ARE TO BE COORDINATED TO FACILITATE OVERALL PROJECT NEEDS. THROUGHOUT BUILDING 1, CONTRACTOR IS LIMITED TO 7 NPE FOOTPRINTS IN VARIOUS STAGES AND AT LOCATIONS OF SOLE INTEREST AND DISCRETION OF THE VACOR. ADHERENCE TO SCHEDULING AND COMPLETION WILL BE REQUIRED FOR CONDUCT OF WORK, WITH ADDED EMPHASIS WHERE WORK IS PERFORMED IN DIAGNOSTICS AREAS.

HAZARDOUS MATERIALS INSPECTIONS WHERE PERFORMED WERE PREDOMINATELY AROUND THE EXISTING DATA SYSTEM PATHWAYS, +-4 FT.

PATHWAYS ARE PRESENT ABOVE CEILING GRID GENERALLY AVOID IMPACT TO LBP MATERIALS. REUSE SURFACE MOUNTED JACK FIXTURE/SYSTEMS WHERE PRESENTLY INSTALLED.

LEAD CONTAINING PAINTS/GLAZINGS/COATINGS ARE PRESENT AND MAY NOT BE SHOWN ON DRAWINGS FOR CLARITY. KNOWN LEAD CONTAINING PAINTS/GLAZINGS/COATINGS IDENTIFIED IN THIS REPORT ARE LOCATED IN BUILDING 69 IN ROOM 102 NE CLOSET WHITE PLASTER WALLS AND CEILING, ROOM 102 LIGHT BLUE PLASTER WALLS AND WHITE WOOD DOOR FRAME. DO NOT DISTURB.

Eric C. Hesse, PE PE18163

AMERICAN ENGINEERING TESTING

Figure 1

General Notes

Togus VA Medical Center
1 VA Ctr.
Augusta, ME, 04330

Date: 8/15/2023 AET Project No. P-0019594

File: Togus_GeneralNotes.dwg F1 PO 17938-1911

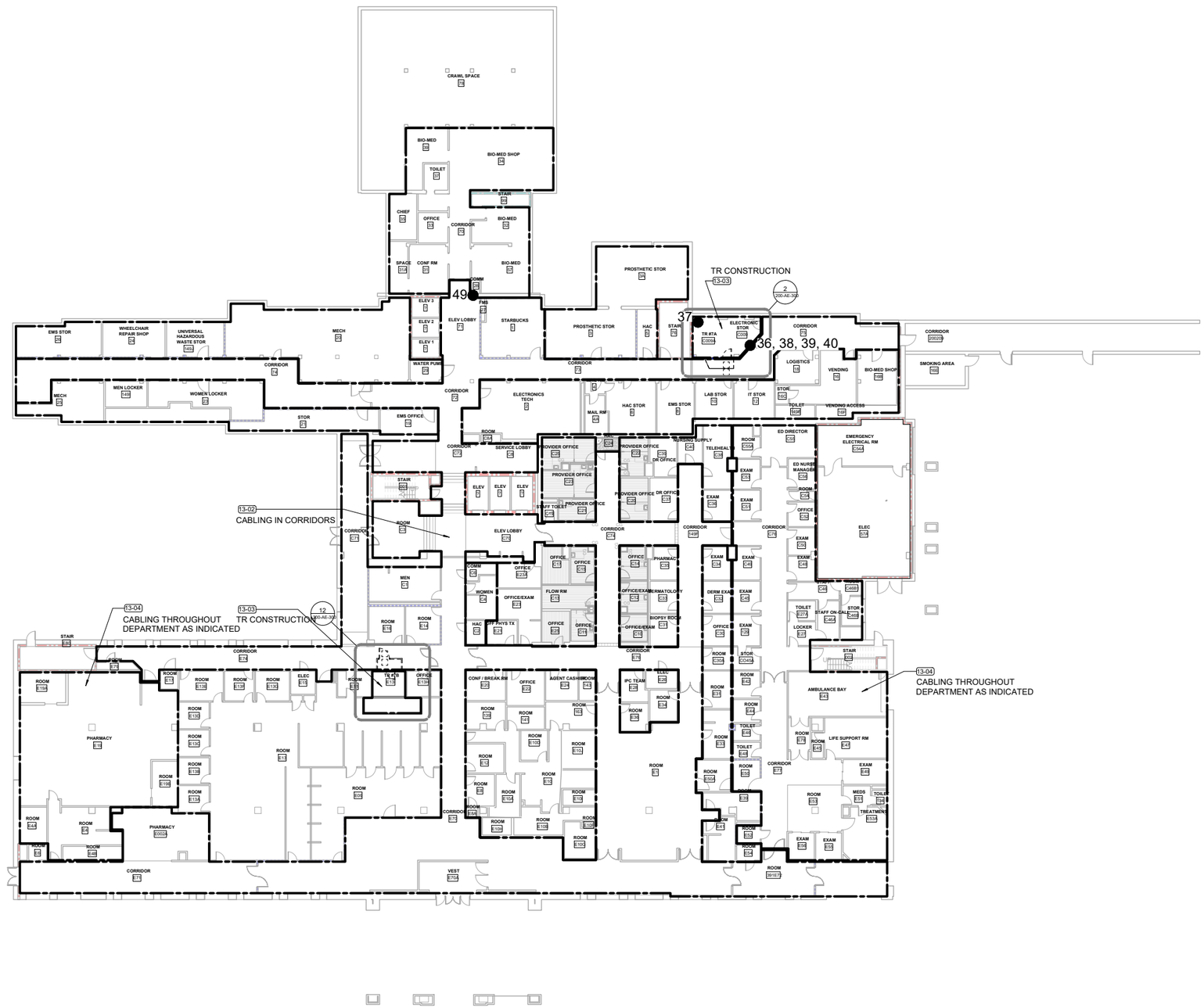

Legend

✖ ###-XXX-X Asbestos Sample Location

● ## Lead Test Location

Positive Material

AMERICAN ENGINEERING TESTING

N

0 20 40

APPROXIMATE SCALE IN FEET

Figure 2

Sample Locations

Building 200/200E - Ground Level

Togus VA Medical Center

1 VA Ctr.

Augusta, ME, 04330

Date: 8/15/2023 AET Project No. P-0019594

File: Togus_Bldg200_200E.dwg Ground PO 17938-1911

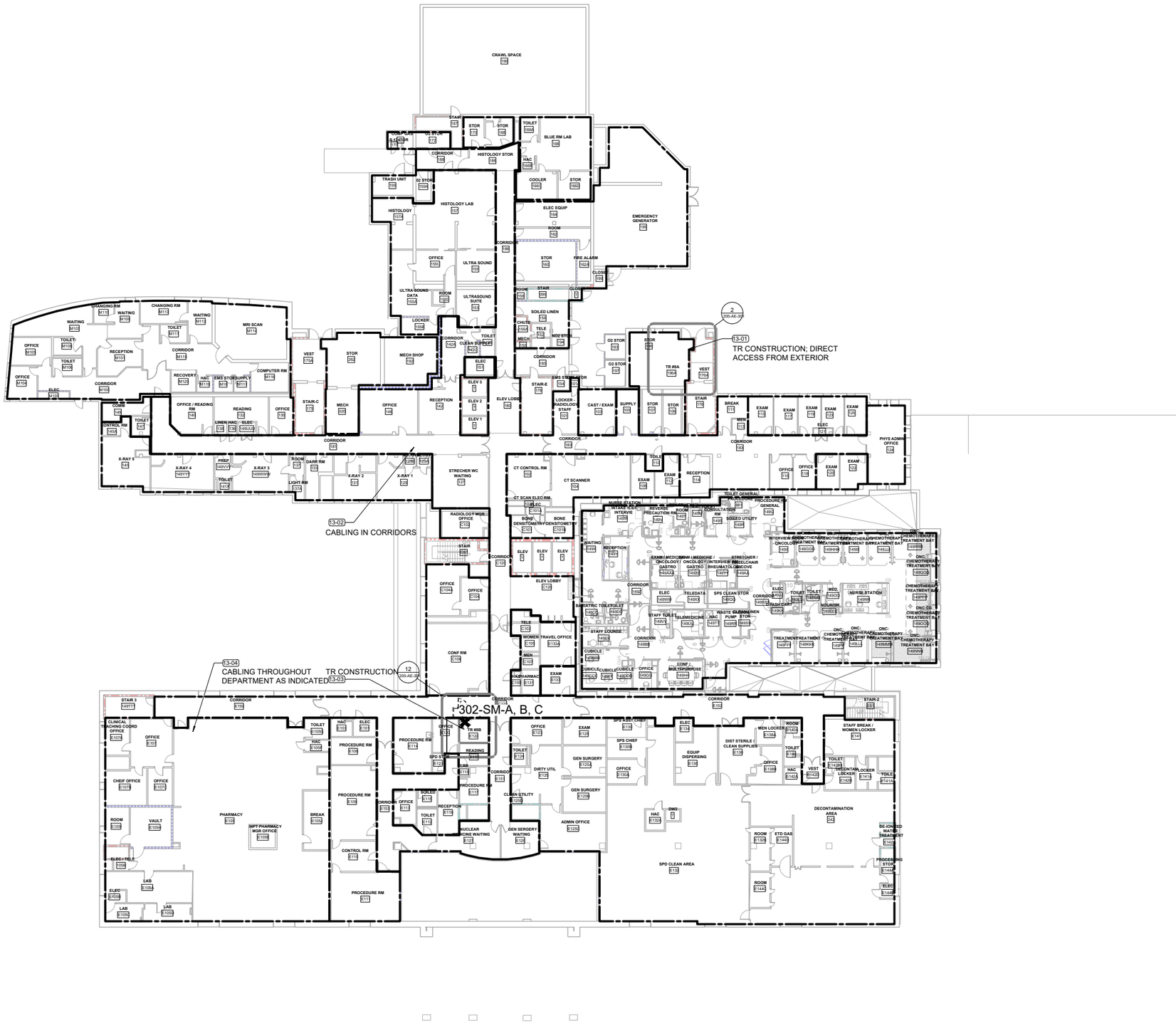

Legend

✖ ###-XXX-X Asbestos Sample Location

● ## Lead Test Location

Positive Material

AMERICAN ENGINEERING TESTING

N

0 20 40

APPROXIMATE SCALE IN FEET

Figure 3

Sample Locations

Building 200/200E - Level 1

Togus VA Medical Center

1 VA Ctr.

Augusta, ME, 04330

Date: 8/15/2023 AET Project No. P-0019594

File: Togus_Bldg200_200E.dwg Level 1 PO 17938-1911

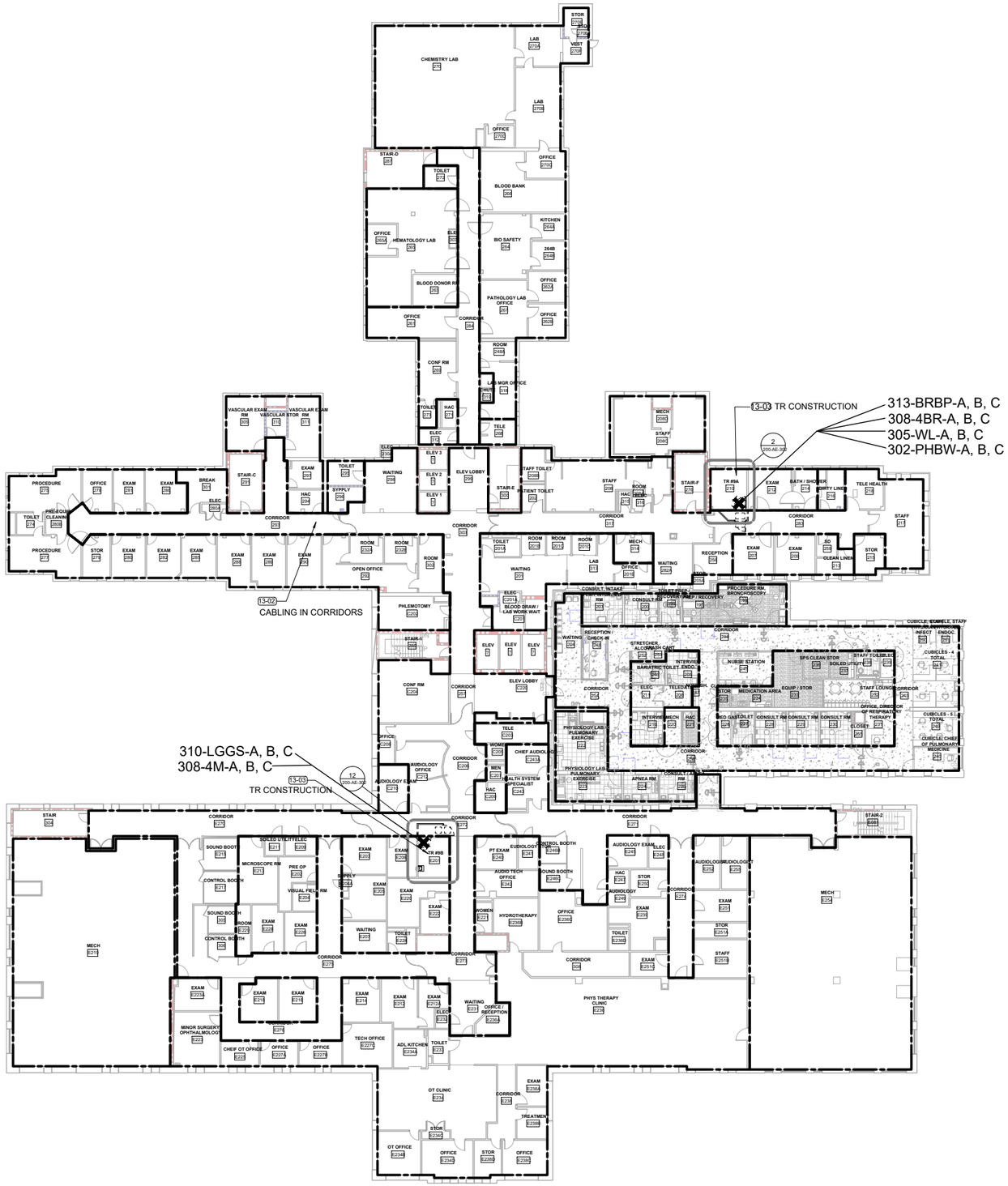

Legend

✖ ###-XXX-X Asbestos Sample Location

● ## Lead Test Location

Positive Material

AMERICAN ENGINEERING TESTING

0 20 40

APPROXIMATE SCALE IN FEET

Figure 4

Sample Locations

Building 200/200E - Level 2

Togus VA Medical Center

1 VA Ctr.

Augusta, ME, 04330

Date: 8/15/2023 AET Project No. P-0019594

File: Togus_Bldg200_200E.dwg Level 2 PO 17938-1911

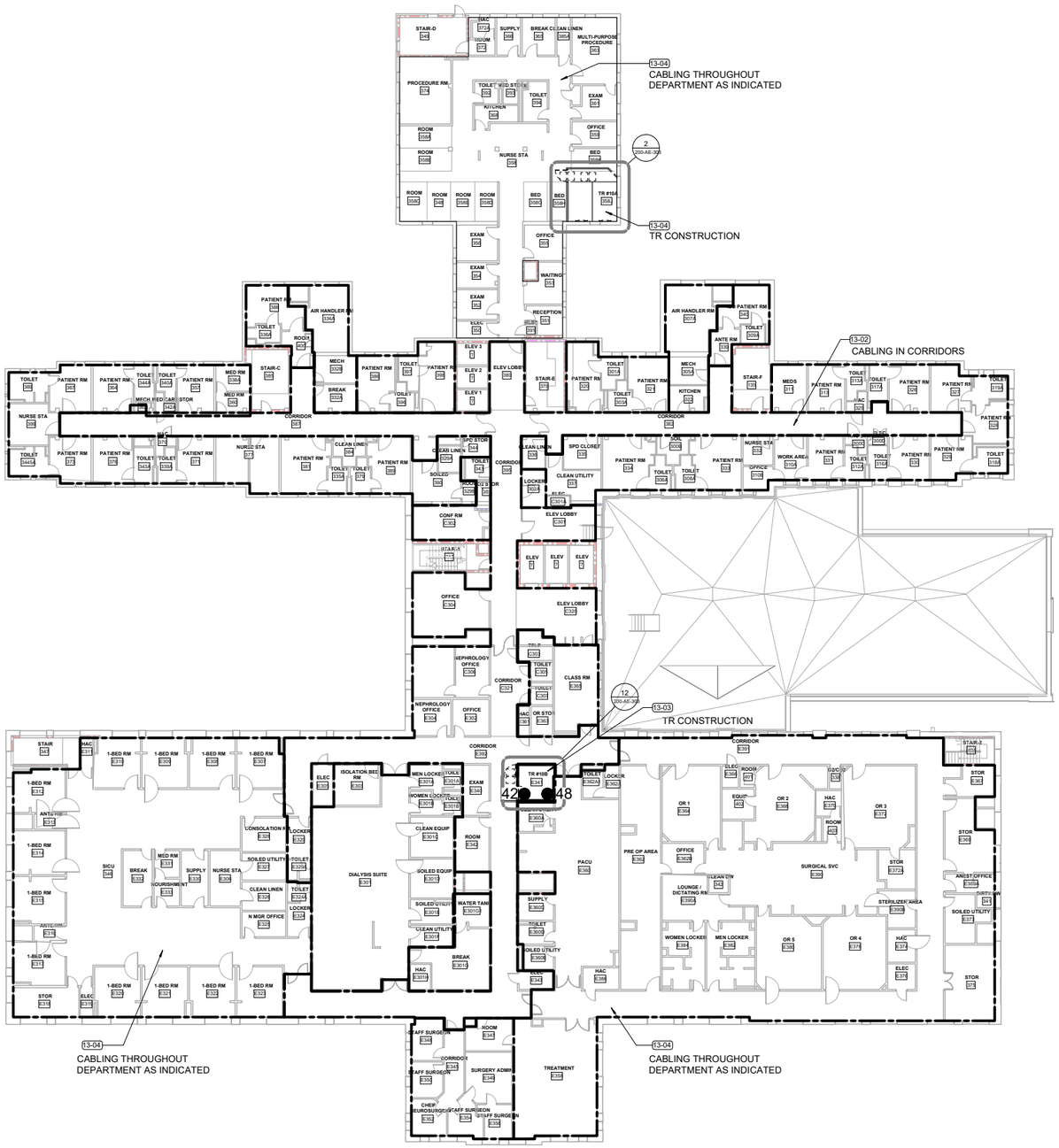

Legend

✖ ###-XXX-X Asbestos Sample Location

● ## Lead Test Location

Positive Material

AMERICAN ENGINEERING TESTING

N

0 20 40

APPROXIMATE SCALE IN FEET

Figure 5

Sample Locations

Building 200/200E - Level 3

Togus VA Medical Center

1 VA Ctr.

Augusta, ME, 04330

Date: 8/15/2023 AET Project No. P-0019594

File: Togus_Bldg200_200E.dwg Level 3 PO 17938-1911

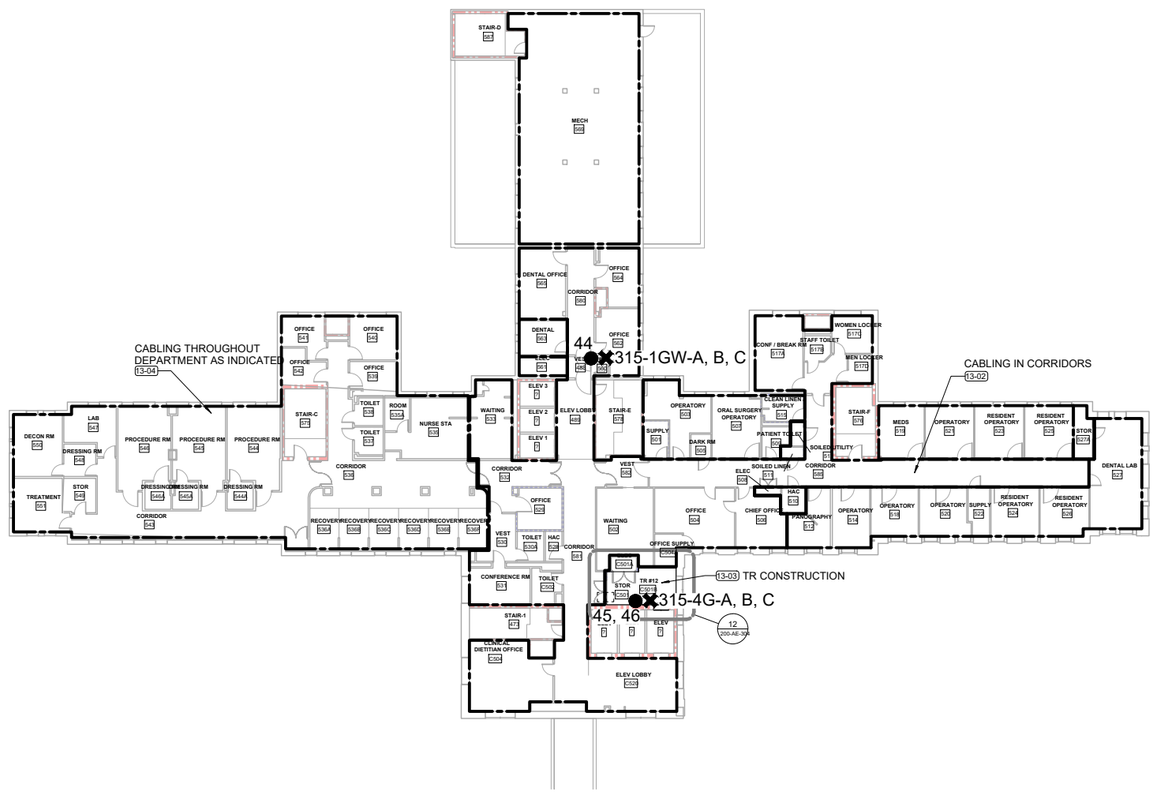

LEVEL 5 FLOOR PLAN

Legend

✖ ###-XXX-X Asbestos Sample Location

● ## Lead Test Location

Positive Material

AMERICAN ENGINEERING TESTING

N

0 20 40

APPROXIMATE SCALE IN FEET

Figure 6

Sample Locations

Building 200/200E - Levels 5, 6, 7

Togus VA Medical Center

1 VA Ctr.

Augusta, ME, 04330

Date: 8/15/2023 AET Project No. P-0019594

File: Togus_Bldg200_200E.dwg Level 5 PO 17938-1911

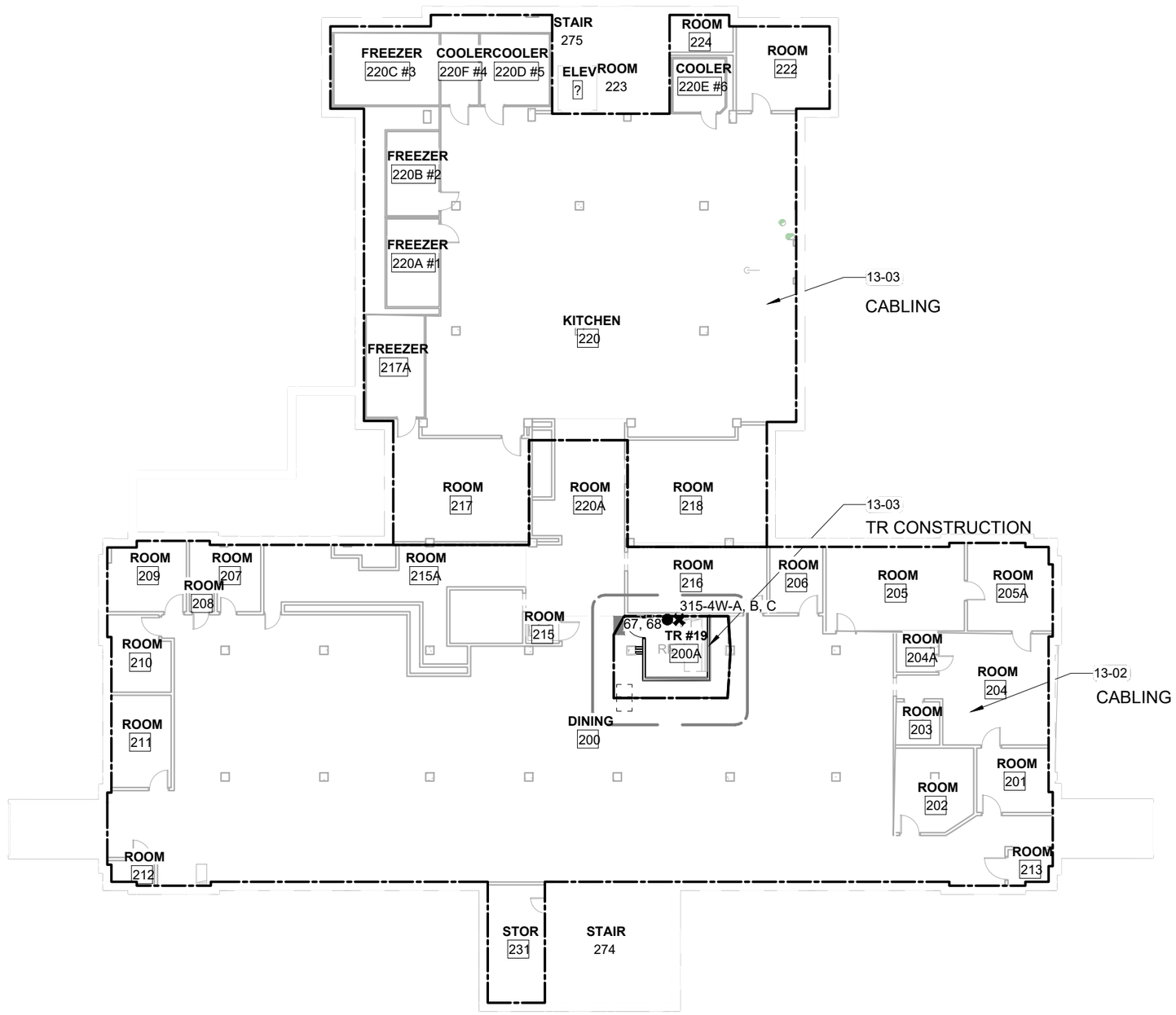

LEVEL 2

Legend

✖ ###-XXX-X Asbestos Sample Location

● ## Lead Test Location

Positive Material

AMERICAN ENGINEERING TESTING

0 10 20

APPROXIMATE SCALE IN FEET

Figure 7

Sample Locations
Building 204

Togus VA Medical Center
1 VA Ctr.
Augusta, ME, 04330

Date: 8/15/2023 AET Project No. P-0019594

File: Togus_Bldg204.dwg 204 PO 17938-1911

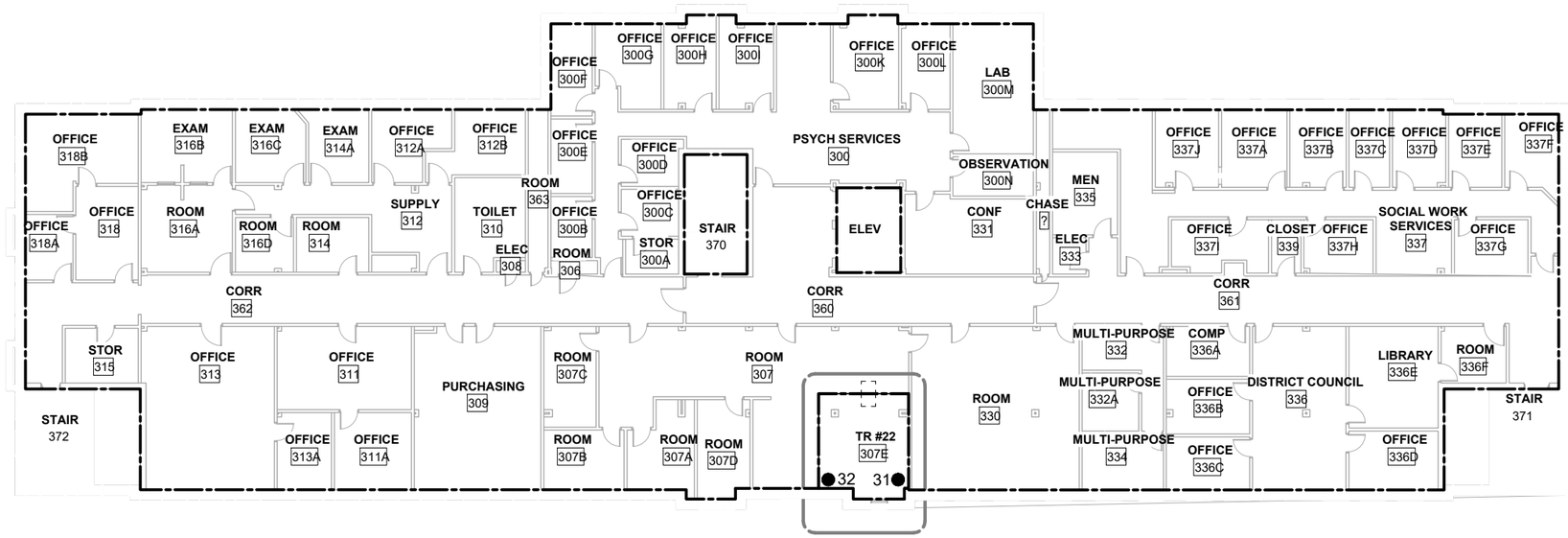

LEVEL 3

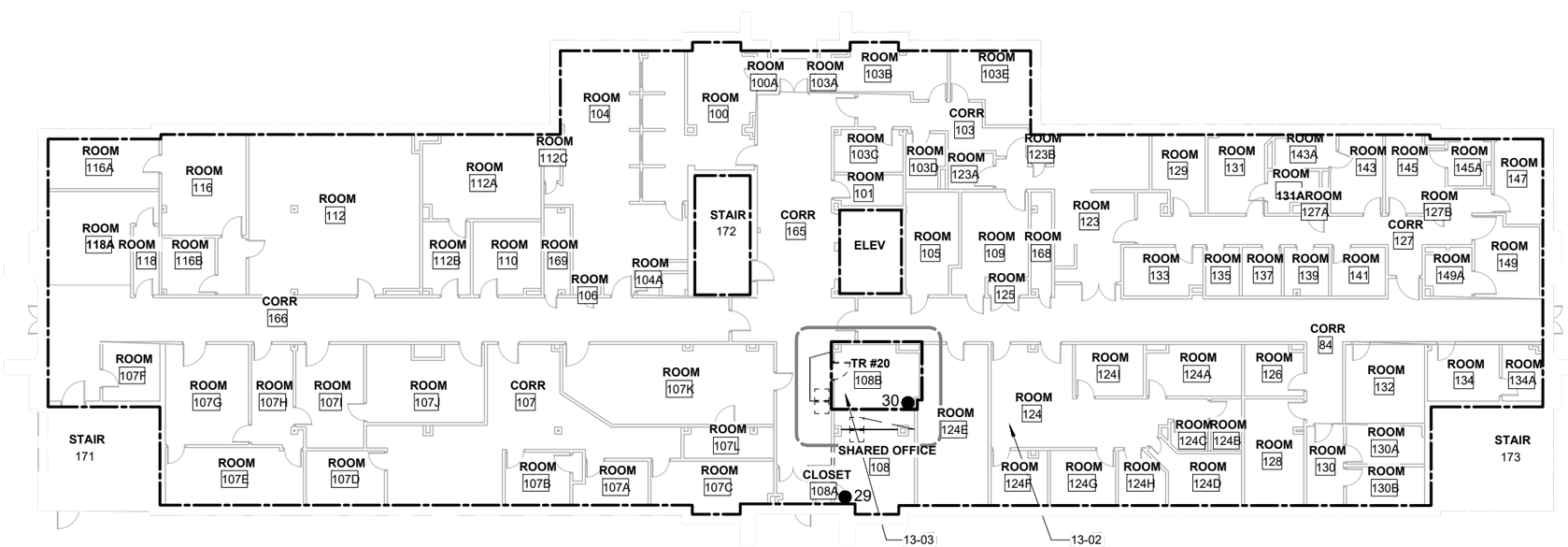

LEVEL 1

Legend

✖ ###-XXX-X Asbestos Sample Location

● ## Lead Test Location

Positive Material

AMERICAN ENGINEERING TESTING

N

0 12.5 25

APPROXIMATE SCALE IN FEET

Figure 8

Sample Locations

Building 205

Togus VA Medical Center

1 VA Ctr.

Augusta, ME, 04330

Date: 8/15/2023 AET Project No. P-0019594

File: Togus_Bldg205.dwg 205 PO 17938-1911

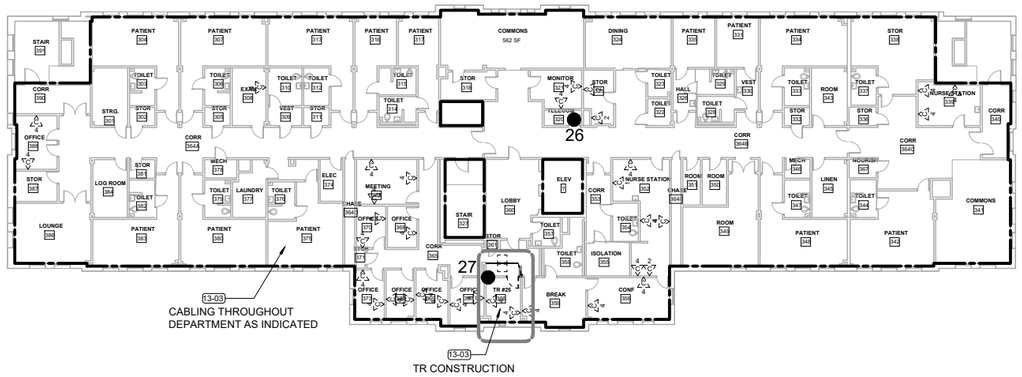

LEVEL 3

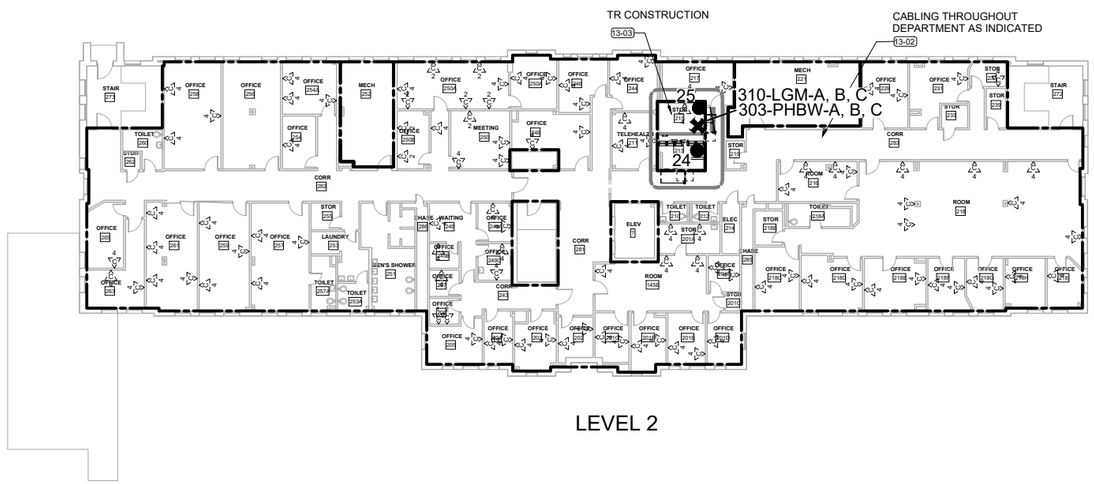

LEVEL 2

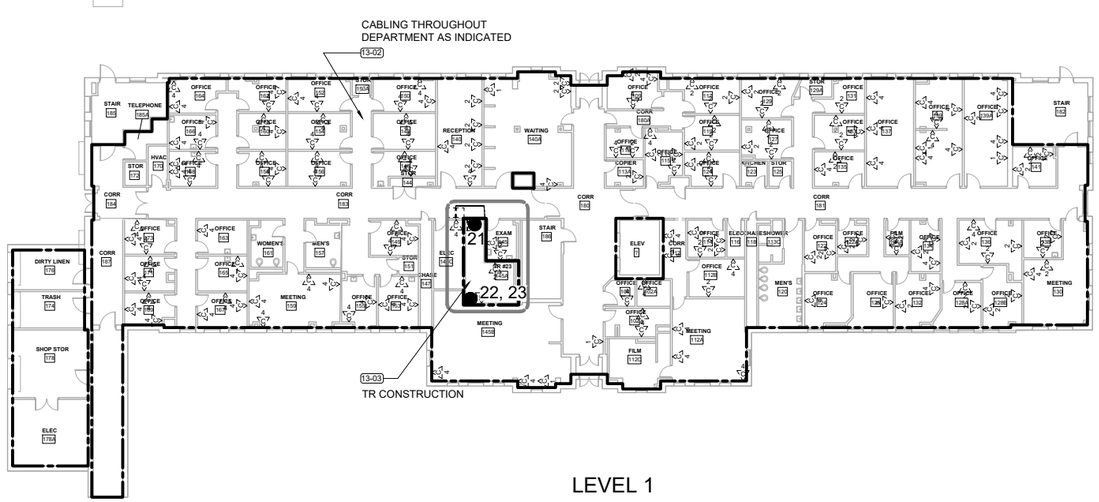

LEVEL 1

Legend

✖ ###-XXX-X Asbestos Sample Location

● ## Lead Test Location

Positive Material

AMERICAN ENGINEERING TESTING

0 20 40

APPROXIMATE SCALE IN FEET

Figure 9

Sample Locations
Building 206

Togus VA Medical Center
1 VA Ctr.
Augusta, ME, 04330

Date: 8/15/2023 AET Project No. P-0019594

File: Togus_Bldg206.dwg 206 PO 17938-1911

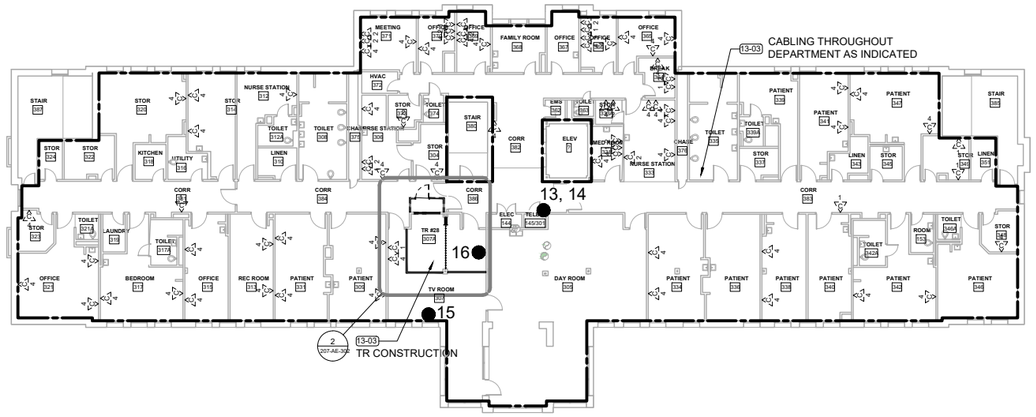

LEVEL 3

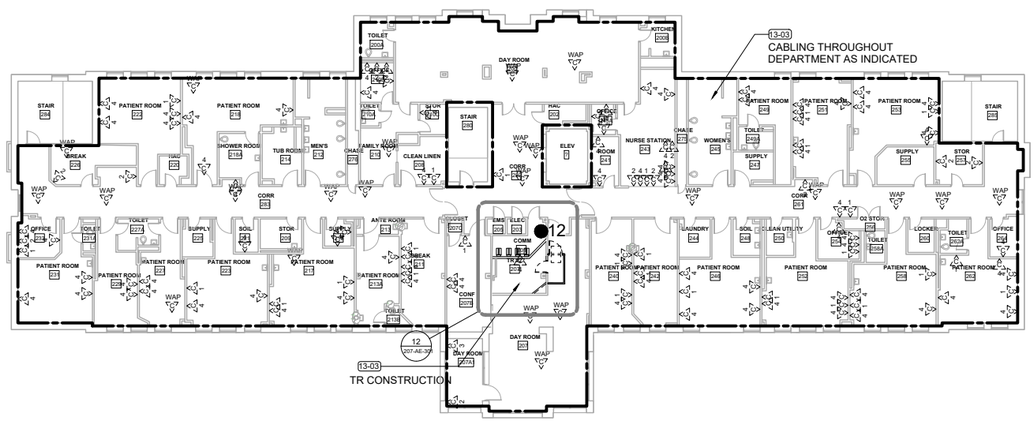

LEVEL 2

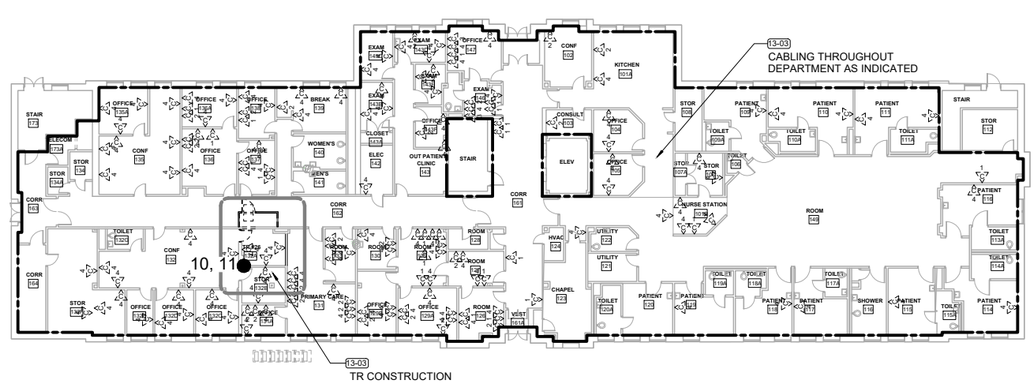

LEVEL 1

Legend

✖ ###-XXX-X	Asbestos Sample Location
● ##	Lead Test Location
	Positive Material

AMERICAN ENGINEERING TESTING

0 20 40
APPROXIMATE SCALE IN FEET

Figure 10
Sample Locations
Building 207

Togus VA Medical Center
1 VA Ctr.
Augusta, ME, 04330

Date: 8/15/2023 AET Project No. P-0019594

File: Togus_Bldg207.dwg 207 PO 17938-1911

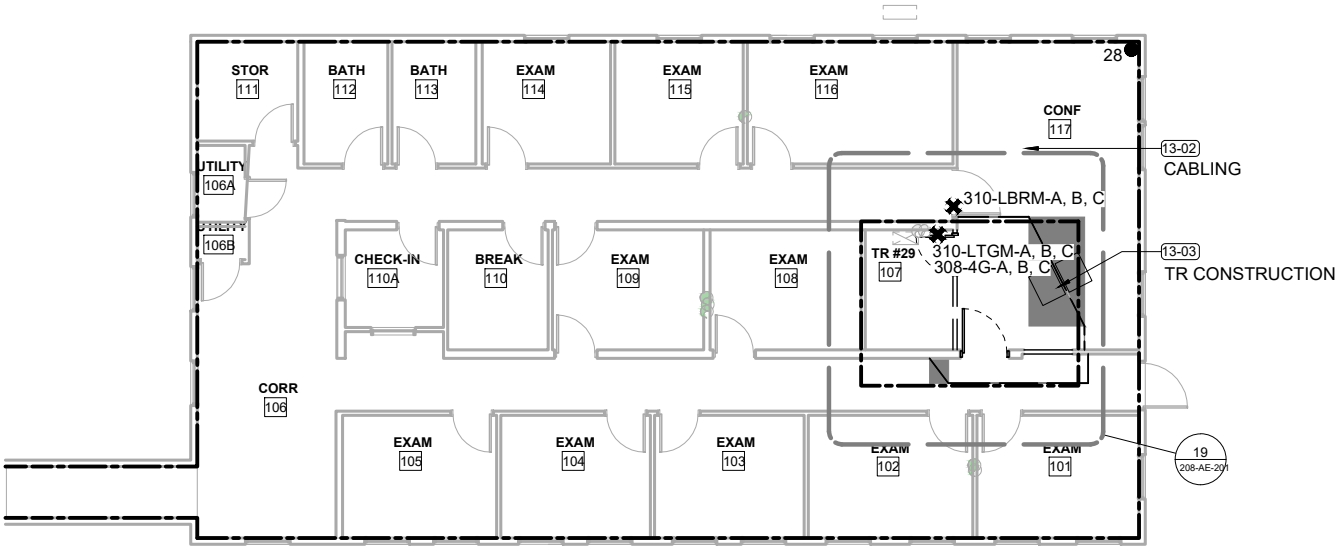

LEVEL 1

Legend

✖ ###-XXX-X Asbestos Sample Location

● ## Lead Test Location

Positive Material

AMERICAN ENGINEERING TESTING

N

0 5 10

APPROXIMATE SCALE IN FEET

Figure 11

Sample Locations
Building 208

Togus VA Medical Center
1 VA Ctr.
Augusta, ME, 04330

Date: 8/15/2023 AET Project No. P-0019594

File: Togus_Bldg208.dwg 208 PO 17938-1911

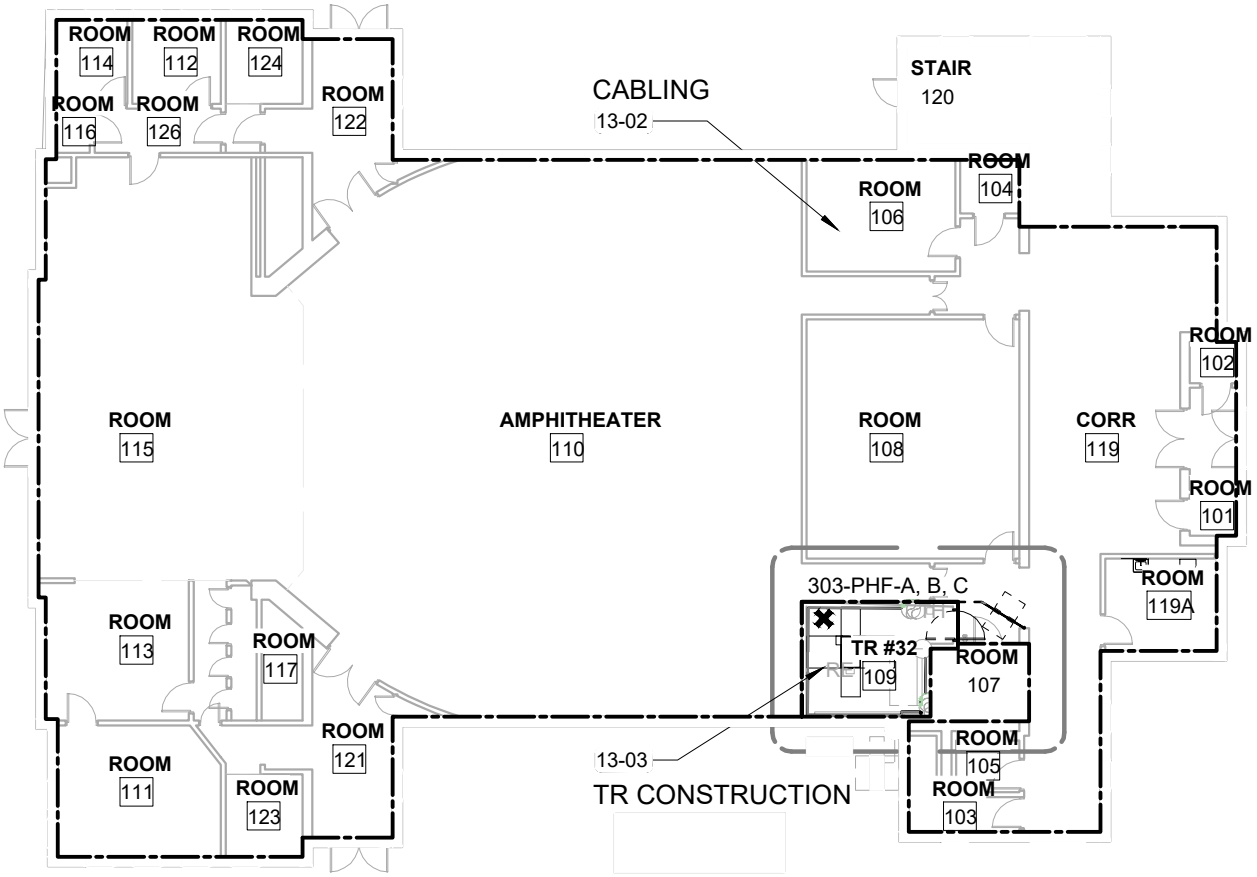

LEVEL 1

Legend

✖ ###-XXX-X Asbestos Sample Location

● ## Lead Test Location

Positive Material

AMERICAN ENGINEERING TESTING

N

0 10 20

APPROXIMATE SCALE IN FEET

Figure 12

Sample Locations
Building 210

Togus VA Medical Center
1 VA Ctr.
Augusta, ME, 04330

Date: 8/15/2023 AET Project No. P-0019594

File: Togus_Bldg210.dwg 210 PO 17938-1911

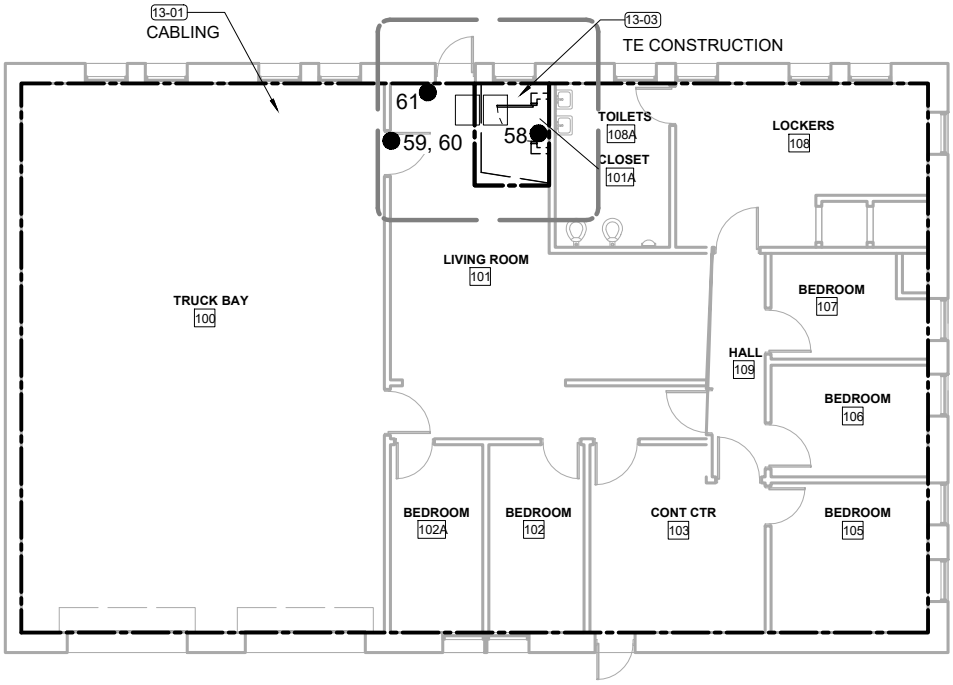

LEVEL 1

Legend

✖ ###-XXX-X Asbestos Sample Location

● ## Lead Test Location

Positive Material

AMERICAN ENGINEERING TESTING

N

0 8 16

APPROXIMATE SCALE IN FEET

Figure 13

Sample Locations
Building 211

Togus VA Medical Center
1 VA Ctr.
Augusta, ME, 04330

Date: 8/15/2023 AET Project No. P-0019594

File: Togus_Bldg211.dwg 211 PO 17938-1911

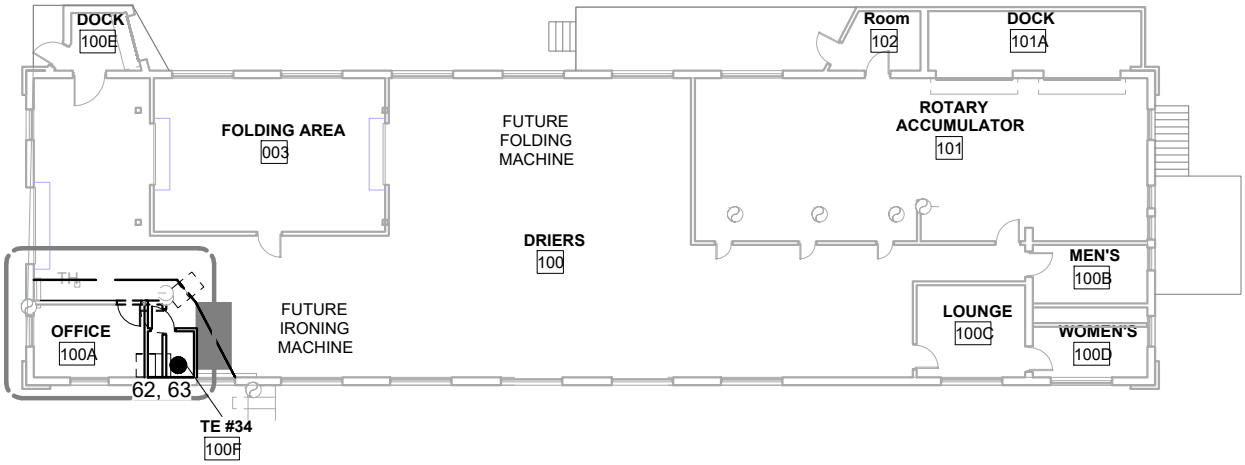

LEVEL 1

Legend

✖ ###-XXX-X Asbestos Sample Location

● ## Lead Test Location

Positive Material

AMERICAN ENGINEERING TESTING

N

0 12.5 25

APPROXIMATE SCALE IN FEET

Figure 14

Sample Locations
Building 212

Togus VA Medical Center
1 VA Ctr.
Augusta, ME, 04330

Date: 8/15/2023 AET Project No. P-0019594

File: Togus_Bldg212.dwg 212 PO 17938-1911

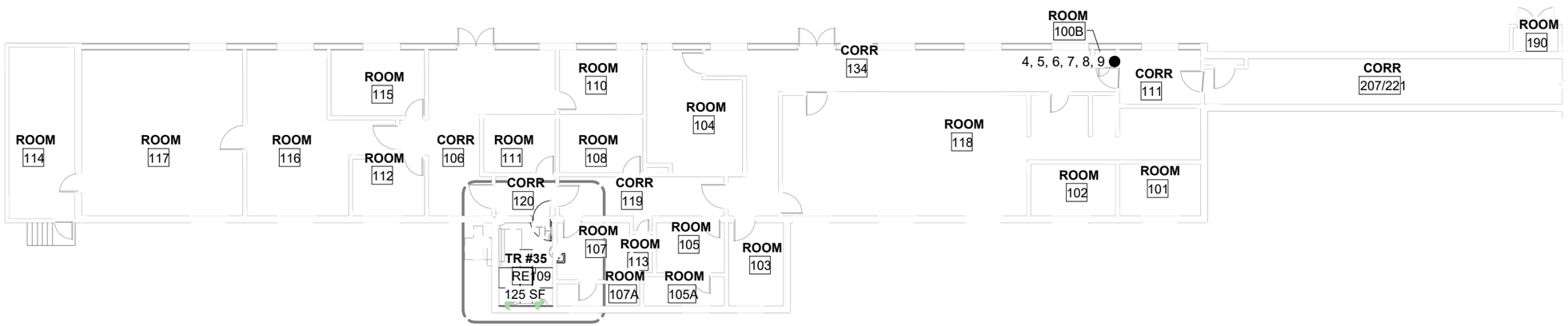

LEVEL 1

Legend

✖ ###-XXX-X Asbestos Sample Location

● ## Lead Test Location

Positive Material

AMERICAN ENGINEERING TESTING

0 10 20

APPROXIMATE SCALE IN FEET

Figure 15

Sample Locations
Building 221

Togus VA Medical Center
1 VA Ctr.
Augusta, ME, 04330

Date: 8/15/2023 AET Project No. P-0019594

File: Togus_Bldg221.dwg 221 PO 17938-1911

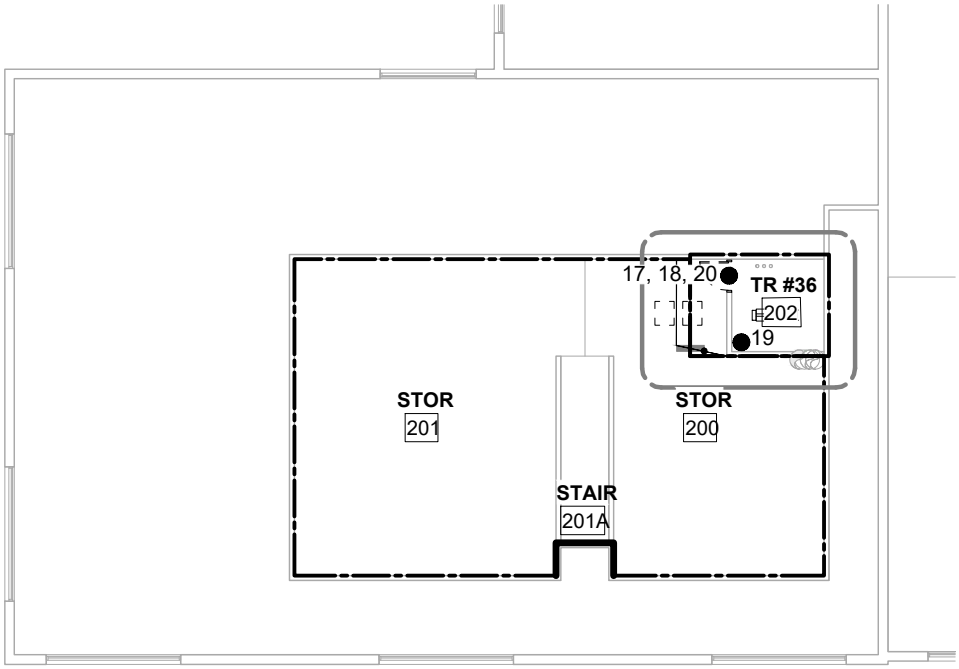

LEVEL 2

Legend

✖ ###-XXX-X Asbestos Sample Location

● ## Lead Test Location

Positive Material

AMERICAN ENGINEERING TESTING

N

0 10 20

APPROXIMATE SCALE IN FEET

Figure 16

Sample Locations
Building 232

Togus VA Medical Center
1 VA Ctr.
Augusta, ME, 04330

Date: 8/15/2023 AET Project No. P-0019594

File: Togus_Bldg232.dwg 232 PO 17938-1911

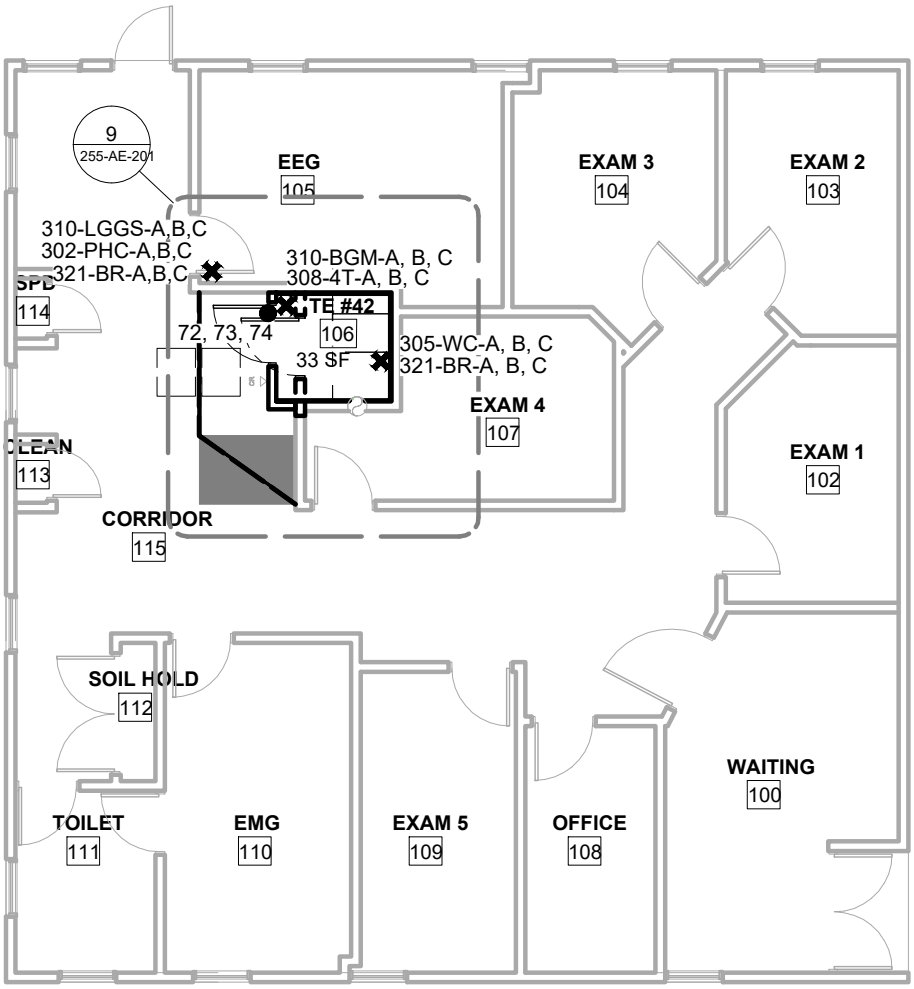

LEVEL 1

Legend

✖ ###-XXX-X Asbestos Sample Location

● ## Lead Test Location

Positive Material

AMERICAN ENGINEERING TESTING

0 5 10

APPROXIMATE SCALE IN FEET

Figure 17

Sample Locations
Building 255

Togus VA Medical Center
1 VA Ctr.
Augusta, ME, 04330

Date: 8/15/2023 AET Project No. P-0019594

File: Togus_Bldg255.dwg 255 PO 17938-1911

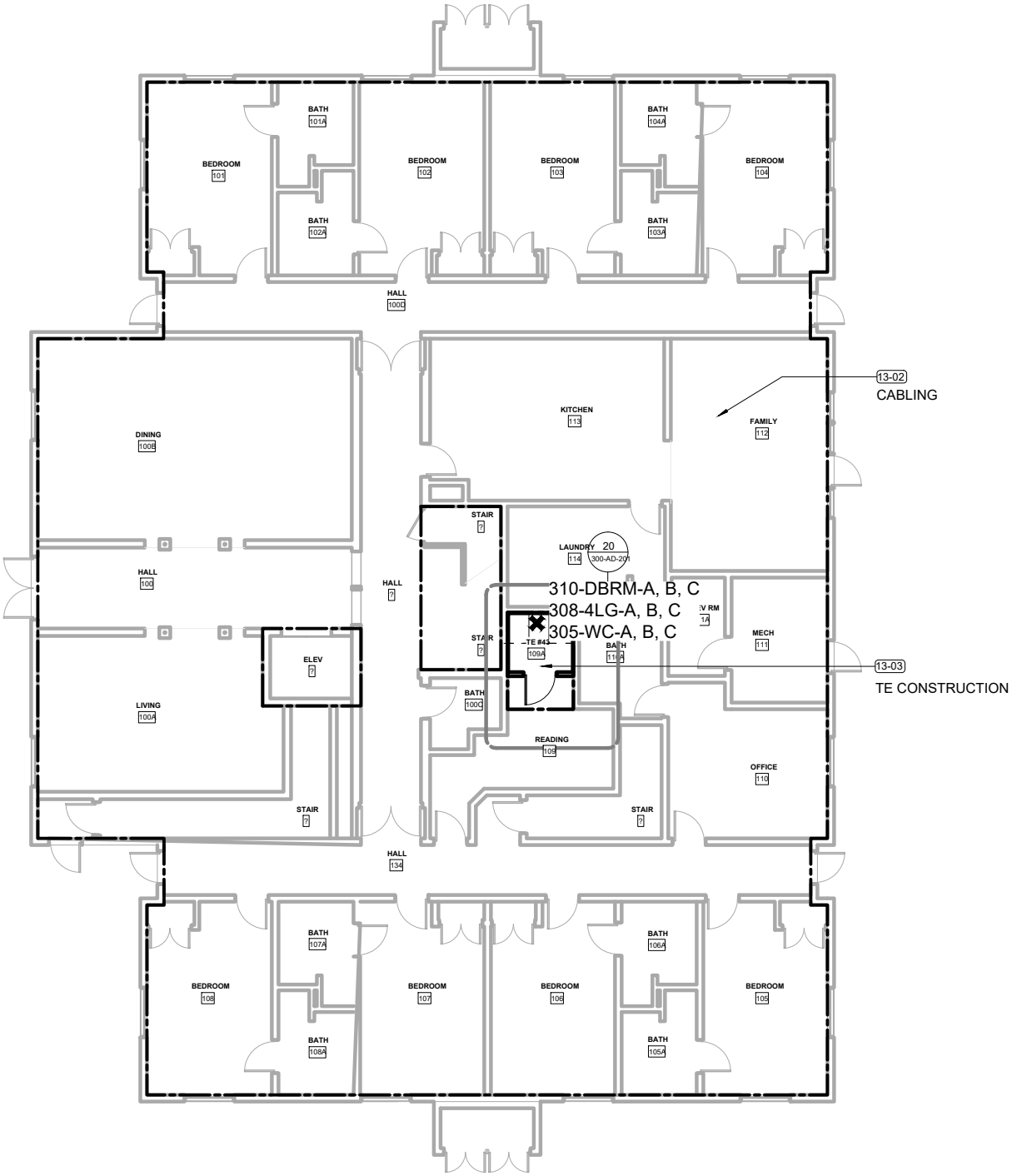

Legend

✖ ###-XXX-X Asbestos Sample Location

● ## Lead Test Location

Positive Material

LEVEL 1

AMERICAN ENGINEERING TESTING

N

0 8 16

APPROXIMATE SCALE IN FEET

Figure 18

Sample Locations
Building 300

Togus VA Medical Center
1 VA Ctr.
Augusta, ME, 04330

Date: 8/15/2023 AET Project No. P-0019594

File: Togus_Bldg300.dwg 300 PO 17938-1911

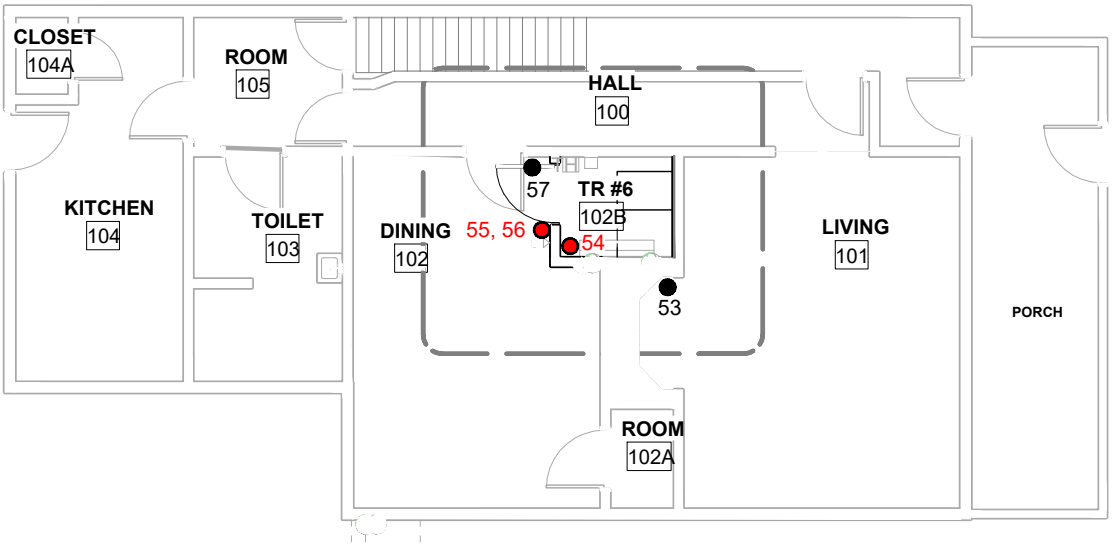

LEVEL 1 FLOOR PLAN

Legend

✖ ###-XXX-X Asbestos Sample Location

● ## Lead Test Location

Positive Material

AMERICAN ENGINEERING TESTING

N

0 5 10

APPROXIMATE SCALE IN FEET

Figure 19

Sample Locations
Building Q69

Togus VA Medical Center
1 VA Ctr.
Augusta, ME, 04330

Date: 8/15/2023 AET Project No. P-0019594

File: Togus_BldgQ.dwg Q69 PO 17938-1911

Appendix A

Explanation of Tables

Appendix A - TABLE FORMAT EXPLANATION

The field data and the laboratory results are presented in the following tabular format:

Appendix B: Material Identification Inventory

- A room by room inventory of material types, quantity, conditions and potential for future disturbance.

Appendix C: Material Sample Analysis

- Indicates the location of bulk sample collection, material description and approximate percentage and type of fibers present.

MATERIAL IDENTIFICATION INVENTORY KEY

Floor, Location, Room – The floor, location, and room refers to where the material was located.

Material Code (Mat'l Code) - Asbestos-containing materials are categorized into three main types:

1) Surfacing Material (S): Material in a building that is sprayed-on, troweled-on, or otherwise applied to surfaces.

2) Thermal System Insulation (T): Material applied to pipes, fittings, tanks, ducts, etc., to prevent heat loss or gain or serve as condensation control.

3) Miscellaneous Material (M): Material on interior structural components, structural members or fixtures, but not including surfacing materials and thermal insulators (e.g., floor and ceiling tiles).

Material Identification - Description of the material found in the location. (NOTE: Pipe diameters are approximate, outside diameters of the insulating materials).

Asbestos Content - This column specifies whether or not the bulk sample, or referenced bulk sample, for the described material tested contains >1% asbestos. ND means "No Asbestos Detected", NS means “Material Is Not Suspect”, PRE means “Presumed Asbestos-Containing Material”; NT means “Not Tested”. TR means “Trace” (trace = <1%).

Reference Sample Number - The sample number refers to the number assigned to the set of samples collected for the homogeneous material described (refer to Appendix C).

Quantity - The amount of material present. The parameters of each quantity expressed as follows:

1) Square Feet (SF)

2) Linear Feet (LF)

3) Each (EA)

Physical Assessment - This column is divided into two sections describing the condition of the material at the time of the survey.
The first column expressed the friability of the material as follows:

1) Friable (F) - The material can be pulverized and reduced to a powder by manual pressure when dry; this could include damaged non-friable materials.

2) Non-Friable (N) - The material can not be crumbled using hand pressure.

The second column expressed the conditions of the material at the time of the survey as follows:

N - Not Damaged
D - Damaged, the material has deteriorated or sustained physical injury such that it is not intact, less than 25% localized damage or less than 10% overall damage.
S - Significantly Damaged, the damage is extensive and severe, the asbestos-containing material has sustained greater than 25% localized damage or greater than 10% overall damage.

Damage Potential - This is a group of four columns that address the potential for the material to be disturbed/damaged in the future as follows:

L - Low potential for damage
M - Moderate potential for damage
H - High potential for damage or significant damage

1) Air Erosion (Air): The potential for air erosion to a material is determined by the movement of air in the area of the material and the relationship between the friability of the material and its location in respect to air plenums and air streams.

2) Vibrational Damage (Vib): This type of damage potential is determined by the presence of sounds, motors, mechanical equipment or other vibrational disturbances.

3) Accessibility (Acc): This column indicates the general use patterns of the area and the potential for contact with the material abbreviated as follows:

L - accessed less than once per month
M - routine access by Operations and Maintenance Workers, between once per week to once per month
H - generally accessible, routine contact by any building occupant, access more than once per week

MATERIAL SAMPLE ANALYSIS KEY

CHAIN OF CUSTODY

Sample Numbers: The sample number refers to the number assigned to the set of samples taken from a single homogeneous material. The letter following the number identifies samples individually within a homogeneous sample series (e.g. "A", "B", and "C" for three samples of one floor tile type).

Description: This column is a written description of the material that was sampled.

Notes – The floor, location, and room refers to where the material was located.

Sample Type : Bulk samples are identified by the letter B.

LAB RESULTS: ASBESTOS PLM REPORT: METHOD 600/R-93-116

Location: Represents the sample number and material description from the Chain of Custody.

Percent and Type Asbestos: This is a detailed breakdown of approximate percentage and mineral species of asbestos found during bulk sample analysis.

Percent and Type Non-Asbestos and Percent Non-Fibrous Constituents: Listing of approximate percentage of the remaining.

ASBESTOS BUILDING SURVEY METHODS

The asbestos survey was conducted in accordance with 29CFR1926.1101, 40 CFR Part 61 and state or local requirements. All surveys are conducted by accredited inspectors.

The asbestos survey included identifying friable and non-friable, asbestos-containing building materials (ACBM), on an area-by-area basis, assessment of friability, current condition and potential for future disturbance of the material, an estimate of the amount of ACBM, and an overall condition rating of the material.

AET identified and categorized suspect materials into three groups: 1) thermal system insulation (T) including pipe, HVAC insulation and fitting insulation; 2) sprayed-on or troweled-on surfacing material (S) including acoustical plaster, soundproofing, fireproofing, and decorative materials; and 3) miscellaneous materials (M) including ceiling tile and floor tile.

The inspector performed a visual estimation of the quantity of asbestos-containing materials and the current condition of these materials in all accessible areas. Factors included in the condition assessment are adhesion of the material to the underlying substrate, deterioration of the outer covering, delamination, contact damage, and materials disintegration.

Friability and potential for future damage of asbestos materials was also assessed by the inspector. Damage potential was evaluated by observation of conditions most likely to result in disturbance of asbestos-containing materials. These conditions are:

> Air Erosion -- A direct air stream moving across the material erodes the material, thereby creating airborne fibers. The potential for air erosion is determined by the relationship between the friability of the material and its location in respect to air plenums and air streams.
>
> Vibrational Damage - determined by the presence of noise, physical movement and mechanical vibrations, which can create ambient fiber release.
>
> Accessibility - If the material can be reached, it is accessible and subject to accidental or intentional contact damage.

Bulk samples of suspect materials were collected in a random and unbiased manner. Representative bulk samples of suspect materials were collected to determine the extent of ACBM present throughout the building. Sampling was completed in accordance with 40CFR763 (AHERA).
Sampling procedures utilized by the accredited inspector minimized fiber dispersal and conformed with applicable regulations. Suspect asbestos-containing materials were be analyzed by a NVLAP accredited laboratory using the Environmental Protection Agency (EPA) recommended polarized light microscopy (PLM) with dispersion staining analytical technique.

The Environmental Protection Agency (EPA) requires that any sample with an asbestos content estimated to be less than 10 percent by a method other than point counting, such as visual estimation, shall be repeated using the point counting technique with PLM. However, if the laboratory detects asbestos in the samples and estimates the amount by visual estimation to be less than 10 percent, the owner or operator of the building may elect to treat the material as asbestos-containing. A sample in which no asbestos is detected does not require repeat analysis using point counting techniques with PLM. Samples analyzed for this survey with values less than 10 percent have not been point counted and have been assumed to contain asbestos greater than 1 percent.

Appendix B

INTENTIONALLY LEFT BLANK

Appendix B

This appendix left blank intentionally.

Appendix C

Asbestos Laboratory Analytical Results

Appendix C

eurofins | CEI

REVIEWED
By Bruce A. Boehm Carlson at 12:23 am, Aug 13, 2023

July 27, 2023

Eurofins Built Environment Marlton
3000 Lincoln Dr. East Suite A
Marlton, NJ 08053

CLIENT PROJECT: 3322543
CEI LAB CODE: B2315520

Dear Customer:

Enclosed are asbestos analysis results for PLM Bulk samples received at our laboratory on July 21, 2023. The samples were analyzed for asbestos using polarizing light microscopy (PLM) per the EPA 600 Method.

Sample results containing >1% asbestos are considered asbestos-containing materials (ACMs) per EPA regulatory requirements. The detection limit for the EPA 600 Method is <1% asbestos by weight as determined by visual estimation.

Thank you for your business and we look forward to continuing good relations.

Kind Regards,

Tianbao Bai, Ph.D., CIH
Laboratory Director

NVLAP® TESTING
NVLAP LAB CODE 101768-0

eurofins | CEI

ASBESTOS ANALYTICAL REPORT
By: Polarized Light Microscopy

Prepared for

Eurofins Built Environment Marlton

CLIENT PROJECT: 3322543

LAB CODE: B2315520

TEST METHOD: EPA 600 / R93 / 116 and EPA 600 / M4-82 / 020

REPORT DATE: 07/24/23

TOTAL SAMPLES ANALYZED: 75

SAMPLES >1% ASBESTOS:

730 SE Maynard Road • Cary, NC 27511 • 919.481.1413

eurofins | CEI

Asbestos Report Summary

By: POLARIZING LIGHT MICROSCOPY

PROJECT: 3322543 **LAB CODE: B2315520**

METHOD: EPA 600 / R93 / 116 and EPA 600 / M4-82 / 020

Client ID	Layer	Lab ID	Color	Sample Description	ASBESTOS %
302-PHBW-A		B2315520.01	White,Beige	2x2 Ceiling Tile	None Detected
302-PHBW-B		B2315520.02	White,Beige	2x2 Ceiling Tile	None Detected
302-PHBW-C		B2315520.03	White,Beige	2x2 Ceiling Tile	None Detected
302-PHC-A		B2315520.04	White,Beige	2x2 Ceiling Tile	None Detected
302-PHC-B		B2315520.05	White,Beige	2x2 Ceiling Tile	None Detected
302-PHC-C		B2315520.06	White,Beige	2x2 Ceiling Tile	None Detected
302-SM-A		B2315520.07	White,Beige	2x2 Ceiling Tile	None Detected
302-SM-B		B2315520.08	White,Beige	2x2 Ceiling Tile	None Detected
302-SM-C		B2315520.09	White,Beige	2x2 Ceiling Tile	None Detected
303-PHBW-A		B2315520.10	White	2x4 Ceiling Tile	None Detected
303-PHBW-B		B2315520.11	White	2x4 Ceiling Tile	None Detected
303-PHBW-C		B2315520.12	White	2x4 Ceiling Tile	None Detected
303-PHF-A		B2315520.13	White,Beige	2x4 Ceiling Tile	None Detected
303-PHF-B		B2315520.14	White,Beige	2x4 Ceiling Tile	None Detected
303-PHF-C		B2315520.15	White,Beige	2x4 Ceiling Tile	None Detected
305-WC-A		B2315520.16	White	Sheetrock & Taping Compound	None Detected
305-WC-B		B2315520.17	White	Sheetrock & Taping Compound	None Detected
305-WC-C		B2315520.18	White	Sheetrock & Taping Compound	None Detected
305-WLC-A		B2315520.19	White	Sheetrock & Taping Compound	None Detected
305-WLC-B		B2315520.20	White	Sheetrock & Taping Compound	None Detected
305-WLC-C		B2315520.21	White	Sheetrock & Taping Compound	None Detected
308-4BR-A		B2315520.22A	Brown	Base Cove	None Detected
		B2315520.22B	Cream	Mastic	None Detected
308-4BR-B		B2315520.23A	Brown	Base Cove	None Detected
		B2315520.23B	Cream,Clear	Mastic	None Detected
308-4BR-C		B2315520.24A	Brown	Base Cove	None Detected
		B2315520.24B	Cream,Clear	Mastic	None Detected
308-4G-A		B2315520.25A	Gray	Base Cove	None Detected
		B2315520.25B	Cream	Mastic	None Detected
308-4G-B		B2315520.26A	Gray	Base Cove	None Detected
		B2315520.26B	Cream	Mastic	None Detected

eurofins | CEI

Asbestos Report Summary

By: POLARIZING LIGHT MICROSCOPY

PROJECT: 3322543 **LAB CODE: B2315520**

METHOD: EPA 600 / R93 / 116 and EPA 600 / M4-82 / 020

Client ID	Layer	Lab ID	Color	Sample Description	ASBESTOS %
308-4G-C		B2315520.27A	Gray	Base Cove	None Detected
		B2315520.27B	Cream	Mastic	None Detected
308-4LG-A		B2315520.28A	Light Gray	Base Cove	None Detected
		B2315520.28B	Cream	Mastic	None Detected
308-4LG-B		B2315520.29A	Light Gray	Base Cove	None Detected
		B2315520.29B	Cream	Mastic	None Detected
308-4LG-C		B2315520.30A	Light Gray	Base Cove	None Detected
		B2315520.30B	Cream	Mastic	None Detected
308-4M-A		B2315520.31A	Maroon	Base Cove	None Detected
		B2315520.31B	Cream	Mastic	None Detected
308-4M-B		B2315520.32A	Maroon	Base Cove	None Detected
		B2315520.32B	Cream	Mastic	None Detected
308-4M-C		B2315520.33A	Maroon	Base Cove	None Detected
		B2315520.33B	Cream	Mastic	None Detected
308-4T-A		B2315520.34A	Tan	Base Cove	None Detected
		B2315520.34B	Cream	Mastic	None Detected
308-4T-B		B2315520.35A	Tan	Base Cove	None Detected
		B2315520.35B	Cream	Mastic	None Detected
308-4T-C		B2315520.36A	Tan	Base Cove	None Detected
		B2315520.36B	Cream	Mastic	None Detected
310-BGM-A		B2315520.37A	Beige Marbled	Floor Tile	None Detected
		B2315520.37B	Tan	Mastic	None Detected
310-BGM-B		B2315520.38A	Beige Marbled	Floor Tile	None Detected
		B2315520.38B	Tan	Mastic	None Detected
310-BGM-C		B2315520.39A	Beige Marbled	Floor Tile	None Detected
		B2315520.39B	Tan	Mastic	None Detected
310-DBRM-A		B2315520.40	Dark Brown Marbled	Floor Tile	None Detected
310-DBRM-B		B2315520.41	Dark Brown Marbled	Floor Tile	None Detected
310-DBRM-C		B2315520.42	Dark Brown Marbled	Floor Tile	None Detected

eurofins | CEI

Asbestos Report Summary

By: POLARIZING LIGHT MICROSCOPY

PROJECT: 3322543 **LAB CODE: B2315520**

METHOD: EPA 600 / R93 / 116 and EPA 600 / M4-82 / 020

Client ID	Layer	Lab ID	Color	Sample Description	ASBESTOS %
310-LBRM-A		B2315520.43A	Light Brown Marbled	Floor Tile	None Detected
		B2315520.43B	Tan	Mastic	None Detected
310-LBRM-B		B2315520.44A	Light Brown Marbled	Floor Tile	None Detected
		B2315520.44B	Tan	Mastic	None Detected
310-LBRM-C		B2315520.45A	Light Brown Marbled	Floor Tile	None Detected
		B2315520.45B	Tan	Mastic	None Detected
310-LGGS-A		B2315520.46A	Light Gray w/, Gray Streaks	Floor Tile	None Detected
		B2315520.46B	Tan	Mastic	None Detected
310-LGGS-B		B2315520.47A	Light Gray w/, Gray Streaks	Floor Tile	None Detected
		B2315520.47B	Tan	Mastic	None Detected
310-LGGS-C		B2315520.48A	Light Gray w/, Gray Streaks	Floor Tile	None Detected
		B2315520.48B	Tan	Mastic	None Detected
310-LGM-A		B2315520.49A	Light Gray Mottled	Floor Tile	None Detected
		B2315520.49B	Tan	Mastic	None Detected
310-LGM-B		B2315520.50A	Light Gray Mottled	Floor Tile	None Detected
		B2315520.50B	Tan	Mastic	None Detected
310-LGM-C		B2315520.51A	Light Gray Mottled	Floor Tile	None Detected
		B2315520.51B	Tan	Mastic	None Detected
310-LTGGS-A		B2315520.52A	Light Gray w/, Gray Streaks	Floor Tile	None Detected
		B2315520.52B	Tan	Mastic	None Detected
310-LTGGS-B		B2315520.53A	Light Gray w/, Gray Streaks	Floor Tile	None Detected
		B2315520.53B	Tan	Mastic	None Detected

eurofins | CEI

Asbestos Report Summary

By: POLARIZING LIGHT MICROSCOPY

PROJECT: 3322543 **LAB CODE: B2315520**

METHOD: EPA 600 / R93 / 116 and EPA 600 / M4-82 / 020

Client ID	Layer	Lab ID	Color	Sample Description	ASBESTOS %
310-LTGGS-C		B2315520.54	Light Gray w/, Gray Streaks	Floor Tile	None Detected
310-LTGM-A		B2315520.55	Light Gray Mottled	Floor Tile	None Detected
310-LTGM-B		B2315520.56	Light Gray Mottled	Floor Tile	None Detected
310-LTGM-C		B2315520.57	Light Gray Mottled	Floor Tile	None Detected
313-BRBP-A		B2315520.58A	Brown Board Pattern	Sheet Floor	None Detected
		B2315520.58B	Tan	Mastic	None Detected
313-BRBP-B		B2315520.59A	Brown Board Pattern	Sheet Floor	None Detected
		B2315520.59B	Tan	Mastic	None Detected
313-BRBP-C		B2315520.60A	Brown Board Pattern	Sheet Floor	None Detected
		B2315520.60B	Tan	Mastic	None Detected
315-1GW-A	Layer 1	B2315520.61	Green	Ceramic Tile	None Detected
	Layer 2	B2315520.61	White	Ceramic Tile	None Detected
	Layer 3	B2315520.61	Gray	Grout	None Detected
315-1GW-B	Layer 1	B2315520.62	Green	Ceramic Tile	None Detected
	Layer 2	B2315520.62	White	Ceramic Tile	None Detected
	Layer 3	B2315520.62	Gray	Grout	None Detected
315-1GW-C	Layer 1	B2315520.63	Green	Ceramic Tile	None Detected
	Layer 2	B2315520.63	White	Ceramic Tile	None Detected
	Layer 3	B2315520.63	Gray	Grout	None Detected
315-4G-A		B2315520.64A	Gray	Ceramic Tile	None Detected
		B2315520.64B	White	Mastic	None Detected
		B2315520.64C	Beige	Drywall	None Detected
315-4G-B		B2315520.65A	Gray	Ceramic Tile	None Detected
		B2315520.65B	White	Mastic	None Detected
		B2315520.65C	Beige	Drywall	None Detected
315-4G-C		B2315520.66A	Gray	Ceramic Tile	None Detected

eurofins | CEI

Asbestos Report Summary

By: POLARIZING LIGHT MICROSCOPY

PROJECT: 3322543 **LAB CODE: B2315520**

METHOD: EPA 600 / R93 / 116 and EPA 600 / M4-82 / 020

Client ID	Layer	Lab ID	Color	Sample Description	ASBESTOS %
		B2315520.66B	White	Mastic	None Detected
		B2315520.66C	Beige	Drywall	None Detected
315-4W-A		B2315520.67A	White	Ceramic Tile	None Detected
		B2315520.67B	Cream	Mastic	None Detected
315-4W-B		B2315520.68	White	Ceramic Tile	None Detected
315-4W-C		B2315520.69	White	Ceramic Tile	None Detected
321-BR-A		B2315520.70	Brown	Caulk	None Detected
321-BR-B		B2315520.71	Brown	Caulk	None Detected
321-BR-C		B2315520.72	Brown	Caulk	None Detected
321-R-A		B2315520.73	Red	Caulk	None Detected
321-R-B		B2315520.74	Red	Caulk	None Detected
321-R-C		B2315520.75	Red	Caulk	None Detected

eurofins | CEI

ASBESTOS BULK ANALYSIS

By: POLARIZING LIGHT MICROSCOPY

Client: Eurofins Built Environment Marlton
3000 Lincoln Dr. East Suite A
Marlton, NJ 08053

Lab Code: B2315520
Date Received: 07-21-23
Date Analyzed: 07-24-23
Date Reported: 07-24-23

Project: 3322543

ASBESTOS BULK PLM, EPA 600 METHOD

Client ID / Lab ID	Lab Description	Lab Attributes	NON-ASBESTOS COMPONENTS Fibrous		Non-Fibrous		ASBESTOS %
302-PHBW-A B2315520.01	2x2 Ceiling Tile	Heterogeneous White,Beige Fibrous Loosely Bound	58% 20% 2%	Cellulose Fiberglass Mineral Wool	5% 15%	Paint Perlite	None Detected
302-PHBW-B B2315520.02	2x2 Ceiling Tile	Heterogeneous White,Beige Fibrous Loosely Bound	58% 20% 2%	Cellulose Fiberglass Mineral Wool	5% 15%	Paint Perlite	None Detected
302-PHBW-C B2315520.03	2x2 Ceiling Tile	Heterogeneous White,Beige Fibrous Loosely Bound	58% 20% 2%	Cellulose Fiberglass Mineral Wool	5% 15%	Paint Perlite	None Detected
302-PHC-A B2315520.04	2x2 Ceiling Tile	Heterogeneous White,Beige Fibrous Loosely Bound	58% 20% 2%	Cellulose Fiberglass Mineral Wool	5% 15%	Paint Perlite	None Detected
302-PHC-B B2315520.05	2x2 Ceiling Tile	Heterogeneous White,Beige Fibrous Loosely Bound	58% 20% 2%	Cellulose Fiberglass Mineral Wool	5% 15%	Paint Perlite	None Detected
302-PHC-C B2315520.06	2x2 Ceiling Tile	Heterogeneous White,Beige Fibrous Loosely Bound	58% 20% 2%	Cellulose Fiberglass Mineral Wool	5% 15%	Paint Perlite	None Detected
302-SM-A B2315520.07	2x2 Ceiling Tile	Heterogeneous White,Beige Fibrous Loosely Bound	58% 20% 2%	Cellulose Fiberglass Mineral Wool	5% 15%	Paint Perlite	None Detected

eurofins | CEI

ASBESTOS BULK ANALYSIS

By: POLARIZING LIGHT MICROSCOPY

Client: Eurofins Built Environment Marlton
3000 Lincoln Dr. East Suite A
Marlton, NJ 08053

Lab Code: B2315520
Date Received: 07-21-23
Date Analyzed: 07-24-23
Date Reported: 07-24-23

Project: 3322543

ASBESTOS BULK PLM, EPA 600 METHOD

Client ID Lab ID	Lab Description	Lab Attributes	NON-ASBESTOS COMPONENTS Fibrous		Non-Fibrous		ASBESTOS %
302-SM-B B2315520.08	2x2 Ceiling Tile	Heterogeneous White,Beige Fibrous Loosely Bound	58% 20% 2%	Cellulose Fiberglass Mineral Wool	5% 15%	Paint Perlite	None Detected
302-SM-C B2315520.09	2x2 Ceiling Tile	Heterogeneous White,Beige Fibrous Loosely Bound	58% 20% 2%	Cellulose Fiberglass Mineral Wool	5% 15%	Paint Perlite	None Detected
303-PHBW-A B2315520.10	2x4 Ceiling Tile	Heterogeneous White Fibrous Loosely Bound	58% 20% 2%	Cellulose Fiberglass Mineral Wool	5% 15%	Paint Perlite	None Detected
303-PHBW-B B2315520.11	2x4 Ceiling Tile	Heterogeneous White Fibrous Loosely Bound	58% 20% 2%	Cellulose Fiberglass Mineral Wool	5% 15%	Paint Perlite	None Detected
303-PHBW-C B2315520.12	2x4 Ceiling Tile	Heterogeneous White Fibrous Loosely Bound	58% 20% 2%	Cellulose Fiberglass Mineral Wool	5% 15%	Paint Perlite	None Detected
303-PHF-A B2315520.13	2x4 Ceiling Tile	Heterogeneous White,Beige Fibrous Loosely Bound	58% 20% 2%	Cellulose Fiberglass Mineral Wool	5% 15%	Paint Perlite	None Detected
303-PHF-B B2315520.14	2x4 Ceiling Tile	Heterogeneous White,Beige Fibrous Loosely Bound	58% 20% 2%	Cellulose Fiberglass Mineral Wool	5% 15%	Paint Perlite	None Detected

eurofins | CEI

ASBESTOS BULK ANALYSIS

By: POLARIZING LIGHT MICROSCOPY

Client: Eurofins Built Environment Marlton
3000 Lincoln Dr. East Suite A
Marlton, NJ 08053

Lab Code: B2315520
Date Received: 07-21-23
Date Analyzed: 07-24-23
Date Reported: 07-24-23

Project: 3322543

ASBESTOS BULK PLM, EPA 600 METHOD

Client ID Lab ID	Lab Description	Lab Attributes	NON-ASBESTOS COMPONENTS Fibrous		Non-Fibrous		ASBESTOS %
303-PHF-C B2315520.15	2x4 Ceiling Tile	Heterogeneous White,Beige Fibrous Loosely Bound	58% 20% 2%	Cellulose Fiberglass Mineral Wool	5% 15%	Paint Perlite	None Detected
305-WC-A B2315520.16	Sheetrock & Taping Compound	Heterogeneous White Fibrous Bound	10%	Cellulose	15% 10% 65%	Calc Carb Binder Gypsum	None Detected
305-WC-B B2315520.17	Sheetrock & Taping Compound	Heterogeneous White Fibrous Bound	10%	Cellulose	15% 10% 65%	Calc Carb Binder Gypsum	None Detected
305-WC-C B2315520.18	Sheetrock & Taping Compound	Heterogeneous White Fibrous Bound	10%	Cellulose	15% 10% 65%	Calc Carb Binder Gypsum	None Detected
305-WLC-A B2315520.19	Sheetrock & Taping Compound	Heterogeneous White Fibrous Bound	10%	Cellulose	15% 10% 65%	Calc Carb Binder Gypsum	None Detected
305-WLC-B B2315520.20	Sheetrock & Taping Compound	Heterogeneous White Fibrous Bound	10%	Cellulose	15% 10% 65%	Calc Carb Binder Gypsum	None Detected
305-WLC-C B2315520.21	Sheetrock & Taping Compound	Heterogeneous White Fibrous Bound	10%	Cellulose	15% 10% 65%	Calc Carb Binder Gypsum	None Detected

eurofins | CEI

ASBESTOS BULK ANALYSIS

By: POLARIZING LIGHT MICROSCOPY

Client: Eurofins Built Environment Marlton
3000 Lincoln Dr. East Suite A
Marlton, NJ 08053

Lab Code: B2315520
Date Received: 07-21-23
Date Analyzed: 07-24-23
Date Reported: 07-24-23

Project: 3322543

ASBESTOS BULK PLM, EPA 600 METHOD

Client ID / Lab ID	Lab Description	Lab Attributes	NON-ASBESTOS COMPONENTS Fibrous		Non-Fibrous		ASBESTOS %
308-4BR-A B2315520.22A	Base Cove	Homogeneous Brown Fibrous Bound	<1%	Cellulose	100%	Vinyl	None Detected
B2315520.22B	Mastic	Homogeneous Cream Fibrous Bound	2%	Cellulose	60% 38%	Mastic Calc Carb	None Detected
308-4BR-B B2315520.23A	Base Cove	Homogeneous Brown Fibrous Bound	<1%	Cellulose	100%	Vinyl	None Detected
B2315520.23B	Mastic	Heterogeneous Cream,Clear Fibrous Bound	2%	Cellulose	60% 38%	Mastic Calc Carb	None Detected
Unable to separate both.							
308-4BR-C B2315520.24A	Base Cove	Homogeneous Brown Fibrous Bound	<1%	Cellulose	100%	Vinyl	None Detected
B2315520.24B	Mastic	Heterogeneous Cream,Clear Fibrous Bound	2%	Cellulose	60% 38%	Mastic Calc Carb	None Detected
Unable to separate both.							
308-4G-A B2315520.25A	Base Cove	Homogeneous Gray Fibrous Bound	<1%	Cellulose	100%	Vinyl	None Detected

eurofins | CEI

ASBESTOS BULK ANALYSIS

By: POLARIZING LIGHT MICROSCOPY

Client: Eurofins Built Environment Marlton
3000 Lincoln Dr. East Suite A
Marlton, NJ 08053

Lab Code: B2315520
Date Received: 07-21-23
Date Analyzed: 07-24-23
Date Reported: 07-24-23

Project: 3322543

ASBESTOS BULK PLM, EPA 600 METHOD

Client ID Lab ID	Lab Description	Lab Attributes	NON-ASBESTOS COMPONENTS Fibrous		Non-Fibrous		ASBESTOS %
B2315520.25B	Mastic	Homogeneous Cream Fibrous Bound	2%	Cellulose	60% 38%	Mastic Calc Carb	None Detected
308-4G-B B2315520.26A	Base Cove	Homogeneous Gray Fibrous Bound	<1%	Cellulose	100%	Vinyl	None Detected
B2315520.26B	Mastic	Homogeneous Cream Fibrous Bound	2%	Cellulose	60% 38%	Mastic Calc Carb	None Detected
308-4G-C B2315520.27A	Base Cove	Homogeneous Gray Fibrous Bound	<1%	Cellulose	100%	Vinyl	None Detected
B2315520.27B	Mastic	Homogeneous Cream Fibrous Bound	2%	Cellulose	60% 38%	Mastic Calc Carb	None Detected
308-4LG-A B2315520.28A	Base Cove	Homogeneous Light Gray Fibrous Bound	<1%	Cellulose	100%	Vinyl	None Detected
B2315520.28B	Mastic	Homogeneous Cream Fibrous Bound	2%	Cellulose	60% 38%	Mastic Calc Carb	None Detected

eurofins | CEI

ASBESTOS BULK ANALYSIS

By: POLARIZING LIGHT MICROSCOPY

Client: Eurofins Built Environment Marlton
3000 Lincoln Dr. East Suite A
Marlton, NJ 08053

Lab Code: B2315520
Date Received: 07-21-23
Date Analyzed: 07-24-23
Date Reported: 07-24-23

Project: 3322543

ASBESTOS BULK PLM, EPA 600 METHOD

Client ID / Lab ID	Lab Description	Lab Attributes	NON-ASBESTOS COMPONENTS Fibrous		Non-Fibrous		ASBESTOS %
308-4LG-B B2315520.29A	Base Cove	Homogeneous Light Gray Fibrous Bound	<1%	Cellulose	100%	Vinyl	None Detected
B2315520.29B	Mastic	Homogeneous Cream Fibrous Bound	2%	Cellulose	60% 38%	Mastic Calc Carb	None Detected
308-4LG-C B2315520.30A	Base Cove	Homogeneous Light Gray Fibrous Bound	<1%	Cellulose	100%	Vinyl	None Detected
B2315520.30B	Mastic	Homogeneous Cream Fibrous Bound	2%	Cellulose	60% 38%	Mastic Calc Carb	None Detected
308-4M-A B2315520.31A	Base Cove	Homogeneous Maroon Fibrous Bound	<1%	Cellulose	100%	Vinyl	None Detected
B2315520.31B	Mastic	Homogeneous Cream Fibrous Bound	2%	Cellulose	60% 38%	Mastic Calc Carb	None Detected
308-4M-B B2315520.32A	Base Cove	Homogeneous Maroon Fibrous Bound	<1%	Cellulose	100%	Vinyl	None Detected

eurofins | CEI

ASBESTOS BULK ANALYSIS

By: POLARIZING LIGHT MICROSCOPY

Client: Eurofins Built Environment Marlton
3000 Lincoln Dr. East Suite A
Marlton, NJ 08053

Lab Code: B2315520
Date Received: 07-21-23
Date Analyzed: 07-24-23
Date Reported: 07-24-23

Project: 3322543

ASBESTOS BULK PLM, EPA 600 METHOD

Client ID / Lab ID	Lab Description	Lab Attributes	NON-ASBESTOS COMPONENTS Fibrous		Non-Fibrous		ASBESTOS %
B2315520.32B	Mastic	Homogeneous Cream Fibrous Bound	2%	Cellulose	60% 38%	Mastic Calc Carb	None Detected
308-4M-C B2315520.33A	Base Cove	Homogeneous Maroon Fibrous Bound	<1%	Cellulose	100%	Vinyl	None Detected
B2315520.33B	Mastic	Homogeneous Cream Fibrous Bound	2%	Cellulose	60% 38%	Mastic Calc Carb	None Detected
308-4T-A B2315520.34A	Base Cove	Homogeneous Tan Fibrous Bound	<1%	Cellulose	100%	Vinyl	None Detected
B2315520.34B	Mastic	Homogeneous Cream Fibrous Bound	2%	Cellulose	60% 38%	Mastic Calc Carb	None Detected
308-4T-B B2315520.35A	Base Cove	Homogeneous Tan Fibrous Bound	<1%	Cellulose	100%	Vinyl	None Detected
B2315520.35B	Mastic	Homogeneous Cream Fibrous Bound	2%	Cellulose	60% 38%	Mastic Calc Carb	None Detected

eurofins | CEI

ASBESTOS BULK ANALYSIS

By: POLARIZING LIGHT MICROSCOPY

Client: Eurofins Built Environment Marlton
3000 Lincoln Dr. East Suite A
Marlton, NJ 08053

Lab Code: B2315520
Date Received: 07-21-23
Date Analyzed: 07-24-23
Date Reported: 07-24-23

Project: 3322543

ASBESTOS BULK PLM, EPA 600 METHOD

Client ID / Lab ID	Lab Description	Lab Attributes	NON-ASBESTOS COMPONENTS Fibrous		Non-Fibrous		ASBESTOS %
308-4T-C B2315520.36A	Base Cove	Homogeneous Tan Fibrous Bound	<1%	Cellulose	100%	Vinyl	None Detected
B2315520.36B	Mastic	Homogeneous Cream Fibrous Bound	2%	Cellulose	60% 38%	Mastic Calc Carb	None Detected
310-BGM-A B2315520.37A	Floor Tile	Homogeneous Beige Marbled Fibrous Bound	2%	Cellulose	60% 38%	Vinyl Calc Carb	None Detected
B2315520.37B	Mastic	Homogeneous Tan Fibrous Bound	2%	Cellulose	60% 38%	Mastic Calc Carb	None Detected
310-BGM-B B2315520.38A	Floor Tile	Homogeneous Beige Marbled Fibrous Bound	2%	Cellulose	60% 38%	Vinyl Calc Carb	None Detected
B2315520.38B	Mastic	Homogeneous Tan Fibrous Bound	2%	Cellulose	60% 38%	Mastic Calc Carb	None Detected
310-BGM-C B2315520.39A	Floor Tile	Homogeneous Beige Marbled Fibrous Bound	2%	Cellulose	60% 38%	Vinyl Calc Carb	None Detected

eurofins | CEI

ASBESTOS BULK ANALYSIS

By: POLARIZING LIGHT MICROSCOPY

Client: Eurofins Built Environment Marlton
3000 Lincoln Dr. East Suite A
Marlton, NJ 08053

Lab Code: B2315520
Date Received: 07-21-23
Date Analyzed: 07-24-23
Date Reported: 07-24-23

Project: 3322543

ASBESTOS BULK PLM, EPA 600 METHOD

Client ID / Lab ID	Lab Description	Lab Attributes	NON-ASBESTOS COMPONENTS Fibrous		Non-Fibrous		ASBESTOS %
B2315520.39B	Mastic	Homogeneous Tan Fibrous Bound	2%	Cellulose	60% 38%	Mastic Calc Carb	None Detected
310-DBRM-A B2315520.40	Floor Tile	Homogeneous Dark Brown Marbled Fibrous Bound	2%	Cellulose	60% 38%	Vinyl Calc Carb	None Detected
No Mastic present.							
310-DBRM-B B2315520.41	Floor Tile	Homogeneous Dark Brown Marbled Fibrous Bound	2%	Cellulose	60% 38%	Vinyl Calc Carb	None Detected
No Mastic present.							
310-DBRM-C B2315520.42	Floor Tile	Homogeneous Dark Brown Marbled Fibrous Bound	2%	Cellulose	60% 38%	Vinyl Calc Carb	None Detected
No Mastic present.							
310-LBRM-A B2315520.43A	Floor Tile	Homogeneous Light Brown Marbled Fibrous Bound	2%	Cellulose	60% 38%	Vinyl Calc Carb	None Detected
B2315520.43B	Mastic	Homogeneous Tan Fibrous Bound	2%	Cellulose	60% 38%	Mastic Calc Carb	None Detected

eurofins | CEI

ASBESTOS BULK ANALYSIS

By: POLARIZING LIGHT MICROSCOPY

Client: Eurofins Built Environment Marlton
3000 Lincoln Dr. East Suite A
Marlton, NJ 08053

Lab Code: B2315520
Date Received: 07-21-23
Date Analyzed: 07-24-23
Date Reported: 07-24-23

Project: 3322543

ASBESTOS BULK PLM, EPA 600 METHOD

Client ID / Lab ID	Lab Description	Lab Attributes	NON-ASBESTOS COMPONENTS Fibrous		Non-Fibrous		ASBESTOS %
310-LBRM-B B2315520.44A	Floor Tile	Homogeneous Light Brown Marbled Fibrous Bound	2%	Cellulose	60% 38%	Vinyl Calc Carb	None Detected
B2315520.44B	Mastic	Homogeneous Tan Fibrous Bound	2%	Cellulose	60% 38%	Mastic Calc Carb	None Detected
310-LBRM-C B2315520.45A	Floor Tile	Homogeneous Light Brown Marbled Fibrous Bound	2%	Cellulose	60% 38%	Vinyl Calc Carb	None Detected
B2315520.45B	Mastic	Homogeneous Tan Fibrous Bound	2%	Cellulose	60% 38%	Mastic Calc Carb	None Detected
310-LGGS-A B2315520.46A	Floor Tile	Homogeneous Light Gray w/, Gray Streaks Fibrous Bound	2%	Cellulose	60% 38%	Vinyl Calc Carb	None Detected
B2315520.46B	Mastic	Homogeneous Tan Fibrous Bound	2%	Cellulose	60% 38%	Mastic Calc Carb	None Detected

eurofins | CEI

ASBESTOS BULK ANALYSIS

By: POLARIZING LIGHT MICROSCOPY

Client: Eurofins Built Environment Marlton
3000 Lincoln Dr. East Suite A
Marlton, NJ 08053

Lab Code: B2315520
Date Received: 07-21-23
Date Analyzed: 07-24-23
Date Reported: 07-24-23

Project: 3322543

ASBESTOS BULK PLM, EPA 600 METHOD

Client ID Lab ID	Lab Description	Lab Attributes	NON-ASBESTOS COMPONENTS Fibrous		Non-Fibrous		ASBESTOS %
310-LGGS-B B2315520.47A	Floor Tile	Homogeneous Light Gray w/, Gray Streaks Fibrous Bound	2%	Cellulose	60% 38%	Vinyl Calc Carb	None Detected
B2315520.47B	Mastic	Homogeneous Tan Fibrous Bound	2%	Cellulose	60% 38%	Mastic Calc Carb	None Detected
310-LGGS-C B2315520.48A	Floor Tile	Homogeneous Light Gray w/, Gray Streaks Fibrous Bound	2%	Cellulose	60% 38%	Vinyl Calc Carb	None Detected
B2315520.48B	Mastic	Homogeneous Tan Fibrous Bound	2%	Cellulose	60% 38%	Mastic Calc Carb	None Detected
310-LGM-A B2315520.49A	Floor Tile	Homogeneous Light Gray Mottled Fibrous Bound	2%	Cellulose	60% 38%	Vinyl Calc Carb	None Detected
B2315520.49B	Mastic	Homogeneous Tan Fibrous Bound	2%	Cellulose	60% 38%	Mastic Calc Carb	None Detected

eurofins | CEI

ASBESTOS BULK ANALYSIS

By: POLARIZING LIGHT MICROSCOPY

Client: Eurofins Built Environment Marlton
3000 Lincoln Dr. East Suite A
Marlton, NJ 08053

Lab Code: B2315520
Date Received: 07-21-23
Date Analyzed: 07-24-23
Date Reported: 07-24-23

Project: 3322543

ASBESTOS BULK PLM, EPA 600 METHOD

Client ID Lab ID	Lab Description	Lab Attributes	NON-ASBESTOS COMPONENTS Fibrous		Non-Fibrous		ASBESTOS %
310-LGM-B B2315520.50A	Floor Tile	Homogeneous Light Gray Mottled Fibrous Bound	2%	Cellulose	60% 38%	Vinyl Calc Carb	None Detected
B2315520.50B	Mastic	Homogeneous Tan Fibrous Bound	2%	Cellulose	60% 38%	Mastic Calc Carb	None Detected
310-LGM-C B2315520.51A	Floor Tile	Homogeneous Light Gray Mottled Fibrous Bound	2%	Cellulose	60% 38%	Vinyl Calc Carb	None Detected
B2315520.51B	Mastic	Homogeneous Tan Fibrous Bound	2%	Cellulose	60% 38%	Mastic Calc Carb	None Detected
310-LTGGS-A B2315520.52A	Floor Tile	Homogeneous Light Gray w/, Gray Streaks Fibrous Bound	2%	Cellulose	60% 38%	Vinyl Calc Carb	None Detected
B2315520.52B	Mastic	Homogeneous Tan Fibrous Bound	2%	Cellulose	60% 38%	Mastic Calc Carb	None Detected

eurofins | CEI

ASBESTOS BULK ANALYSIS
By: POLARIZING LIGHT MICROSCOPY

Client: Eurofins Built Environment Marlton
3000 Lincoln Dr. East Suite A
Marlton, NJ 08053

Lab Code: B2315520
Date Received: 07-21-23
Date Analyzed: 07-24-23
Date Reported: 07-24-23

Project: 3322543

ASBESTOS BULK PLM, EPA 600 METHOD

Client ID / Lab ID	Lab Description	Lab Attributes	NON-ASBESTOS COMPONENTS Fibrous		Non-Fibrous		ASBESTOS %
310-LTGGS-B B2315520.53A	Floor Tile	Homogeneous Light Gray w/, Gray Streaks Fibrous Bound	2%	Cellulose	60% 38%	Vinyl Calc Carb	None Detected
B2315520.53B	Mastic	Homogeneous Tan Fibrous Bound	2%	Cellulose	60% 38%	Mastic Calc Carb	None Detected
310-LTGGS-C B2315520.54	Floor Tile	Homogeneous Light Gray w/, Gray Streaks Fibrous Bound	2%	Cellulose	60% 38%	Vinyl Calc Carb	None Detected
No Mastic present.							
310-LTGM-A B2315520.55	Floor Tile	Homogeneous Light Gray Mottled Fibrous Bound	2%	Cellulose	60% 38%	Vinyl Calc Carb	None Detected
No Mastic present.							
310-LTGM-B B2315520.56	Floor Tile	Homogeneous Light Gray Mottled Fibrous Bound	2%	Cellulose	60% 38%	Vinyl Calc Carb	None Detected
No Mastic present.							

eurofins | CEI

ASBESTOS BULK ANALYSIS

By: POLARIZING LIGHT MICROSCOPY

Client: Eurofins Built Environment Marlton
3000 Lincoln Dr. East Suite A
Marlton, NJ 08053

Lab Code: B2315520
Date Received: 07-21-23
Date Analyzed: 07-24-23
Date Reported: 07-24-23

Project: 3322543

ASBESTOS BULK PLM, EPA 600 METHOD

Client ID / Lab ID	Lab Description	Lab Attributes	NON-ASBESTOS COMPONENTS Fibrous		Non-Fibrous		ASBESTOS %
310-LTGM-C B2315520.57	Floor Tile	Homogeneous Light Gray Mottled Fibrous Bound	2%	Cellulose	60% 38%	Vinyl Calc Carb	None Detected
No Mastic present.							
313-BRBP-A B2315520.58A	Sheet Floor	Heterogeneous Brown Board Pattern Fibrous Bound	2%	Cellulose	60% 38%	Vinyl Calc Carb	None Detected
B2315520.58B	Mastic	Homogeneous Tan Fibrous Bound	2%	Cellulose	60% 38%	Mastic Calc Carb	None Detected
313-BRBP-B B2315520.59A	Sheet Floor	Heterogeneous Brown Board Pattern Fibrous Bound	2%	Cellulose	60% 38%	Vinyl Calc Carb	None Detected
B2315520.59B	Mastic	Homogeneous Tan Fibrous Bound	2%	Cellulose	60% 38%	Mastic Calc Carb	None Detected
313-BRBP-C B2315520.60A	Sheet Floor	Heterogeneous Brown Board Pattern Fibrous Bound	2%	Cellulose	60% 38%	Vinyl Calc Carb	None Detected

eurofins | CEI

ASBESTOS BULK ANALYSIS

By: POLARIZING LIGHT MICROSCOPY

Client: Eurofins Built Environment Marlton
3000 Lincoln Dr. East Suite A
Marlton, NJ 08053

Lab Code: B2315520
Date Received: 07-21-23
Date Analyzed: 07-24-23
Date Reported: 07-24-23

Project: 3322543

ASBESTOS BULK PLM, EPA 600 METHOD

Client ID Lab ID	Lab Description	Lab Attributes	NON-ASBESTOS COMPONENTS Fibrous		Non-Fibrous		ASBESTOS %
B2315520.60B	Mastic	Homogeneous Tan Fibrous Bound	2%	Cellulose	60% 38%	Mastic Calc Carb	None Detected
315-1GW-A Layer 1 B2315520.61	Ceramic Tile	Homogeneous Green Non-fibrous Tightly Bound			60% 40%	Binder Silicates	None Detected
Layer 2 B2315520.61	Ceramic Tile	Homogeneous White Non-fibrous Tightly Bound			60% 40%	Binder Silicates	None Detected
Layer 3 B2315520.61	Grout	Homogeneous Gray Fibrous Bound	<1%	Cellulose	60% 40%	Binder Silicates	None Detected
315-1GW-B Layer 1 B2315520.62	Ceramic Tile	Homogeneous Green Non-fibrous Tightly Bound			60% 40%	Binder Silicates	None Detected
Layer 2 B2315520.62	Ceramic Tile	Homogeneous White Non-fibrous Tightly Bound			60% 40%	Binder Silicates	None Detected
Layer 3 B2315520.62	Grout	Homogeneous Gray Fibrous Bound	<1%	Cellulose	60% 40%	Binder Silicates	None Detected

eurofins | CEI

ASBESTOS BULK ANALYSIS

By: POLARIZING LIGHT MICROSCOPY

Client: Eurofins Built Environment Marlton
3000 Lincoln Dr. East Suite A
Marlton, NJ 08053

Lab Code: B2315520
Date Received: 07-21-23
Date Analyzed: 07-24-23
Date Reported: 07-24-23

Project: 3322543

ASBESTOS BULK PLM, EPA 600 METHOD

Client ID / Lab ID	Lab Description	Lab Attributes	NON-ASBESTOS COMPONENTS Fibrous		Non-Fibrous		ASBESTOS %
315-1GW-C Layer 1 B2315520.63	Ceramic Tile	Homogeneous Green Non-fibrous Tightly Bound			60% 40%	Binder Silicates	None Detected
Layer 2 B2315520.63	Ceramic Tile	Homogeneous White Non-fibrous Tightly Bound			60% 40%	Binder Silicates	None Detected
Layer 3 B2315520.63	Grout	Homogeneous Gray Fibrous Bound	<1%	Cellulose	60% 40%	Binder Silicates	None Detected
315-4G-A B2315520.64A	Ceramic Tile	Heterogeneous Gray Non-fibrous Tightly Bound			60% 40%	Binder Silicates	None Detected
B2315520.64B	Mastic	Homogeneous White Fibrous Bound	2%	Cellulose	60% 38%	Mastic Calc Carb	None Detected
B2315520.64C	Drywall	Homogeneous Beige Fibrous Bound	10%	Cellulose	90%	Gypsum	None Detected
315-4G-B B2315520.65A	Ceramic Tile	Heterogeneous Gray Non-fibrous Tightly Bound			60% 40%	Binder Silicates	None Detected

eurofins | CEI

ASBESTOS BULK ANALYSIS

By: POLARIZING LIGHT MICROSCOPY

Client: Eurofins Built Environment Marlton
3000 Lincoln Dr. East Suite A
Marlton, NJ 08053

Lab Code: B2315520
Date Received: 07-21-23
Date Analyzed: 07-24-23
Date Reported: 07-24-23

Project: 3322543

ASBESTOS BULK PLM, EPA 600 METHOD

Client ID Lab ID	Lab Description	Lab Attributes	NON-ASBESTOS COMPONENTS Fibrous		Non-Fibrous		ASBESTOS %
B2315520.65B	Mastic	Homogeneous White Fibrous Bound	2%	Cellulose	60% 38%	Mastic Calc Carb	None Detected
B2315520.65C	Drywall	Homogeneous Beige Fibrous Bound	10%	Cellulose	90%	Gypsum	None Detected
315-4G-C B2315520.66A	Ceramic Tile	Heterogeneous Gray Non-fibrous Tightly Bound			60% 40%	Binder Silicates	None Detected
B2315520.66B	Mastic	Homogeneous White Fibrous Bound	2%	Cellulose	60% 38%	Mastic Calc Carb	None Detected
B2315520.66C	Drywall	Homogeneous Beige Fibrous Bound	10%	Cellulose	90%	Gypsum	None Detected
315-4W-A B2315520.67A	Ceramic Tile	Homogeneous White Non-fibrous Tightly Bound			60% 40%	Binder Silicates	None Detected
B2315520.67B	Mastic	Homogeneous Cream Fibrous Bound	2%	Cellulose	60% 38%	Mastic Calc Carb	None Detected

eurofins | CEI

ASBESTOS BULK ANALYSIS

By: POLARIZING LIGHT MICROSCOPY

Client: Eurofins Built Environment Marlton
3000 Lincoln Dr. East Suite A
Marlton, NJ 08053

Lab Code: B2315520
Date Received: 07-21-23
Date Analyzed: 07-24-23
Date Reported: 07-24-23

Project: 3322543

ASBESTOS BULK PLM, EPA 600 METHOD

Client ID / Lab ID	Lab Description	Lab Attributes	NON-ASBESTOS COMPONENTS Fibrous		Non-Fibrous		ASBESTOS %
315-4W-B B2315520.68	Ceramic Tile	Homogeneous White Non-fibrous Tightly Bound			60% 40%	Binder Silicates	None Detected
No Mastic present.							
315-4W-C B2315520.69	Ceramic Tile	Homogeneous White Non-fibrous Tightly Bound			60% 40%	Binder Silicates	None Detected
No Mastic present.							
321-BR-A B2315520.70	Caulk	Homogeneous Brown Fibrous Bound	5%	Fiberglass	95%	Caulk	None Detected
321-BR-B B2315520.71	Caulk	Homogeneous Brown Fibrous Bound	5%	Fiberglass	95%	Caulk	None Detected
321-BR-C B2315520.72	Caulk	Homogeneous Brown Fibrous Bound	5%	Fiberglass	95%	Caulk	None Detected
321-R-A B2315520.73	Caulk	Homogeneous Red Fibrous Bound	5%	Fiberglass	95%	Caulk	None Detected
321-R-B B2315520.74	Caulk	Homogeneous Red Fibrous Bound	5%	Fiberglass	95%	Caulk	None Detected

eurofins | CEI

ASBESTOS BULK ANALYSIS

By: POLARIZING LIGHT MICROSCOPY

Client: Eurofins Built Environment Marlton
3000 Lincoln Dr. East Suite A
Marlton, NJ 08053

Lab Code: B2315520
Date Received: 07-21-23
Date Analyzed: 07-24-23
Date Reported: 07-24-23

Project: 3322543

ASBESTOS BULK PLM, EPA 600 METHOD

Client ID Lab ID	Lab Description	Lab Attributes	NON-ASBESTOS COMPONENTS Fibrous		Non-Fibrous		ASBESTOS %
321-R-C B2315520.75	Caulk	Homogeneous Red Fibrous Bound	5%	Fiberglass	95%	Caulk	None Detected

eurofins | CEI

LEGEND:

	Non-Anth	= Non-Asbestiform Anthophyllite
	Non-Trem	= Non-Asbestiform Tremolite
	Calc Carb	= Calcium Carbonate

METHOD: EPA 600 / R93 / 116 and EPA 600 / M4-82 / 020

REPORTING LIMIT: <1% by visual estimation

REPORTING LIMIT FOR POINT COUNTS: 0.25% by 400 Points or 0.1% by 1,000 Points

REGULATORY LIMIT: >1% by weight

Due to the limitations of the EPA 600 method, nonfriable organically bound materials (NOBs) such as vinyl floor tiles can be difficult to analyze via polarized light microscopy (PLM). EPA recommends that all NOBs analyzed by PLM, and found not to contain asbestos, be further analyzed by Transmission Electron Microscopy (TEM). Please note that PLM analysis of dust and soil samples for asbestos is not covered under NVLAP accreditation. *Estimated measurement of uncertainty is available on request.*

This report relates only to the samples tested or analyzed and may not be reproduced, except in full, without written approval by Eurofins CEI. Eurofins CEI makes no warranty representation regarding the accuracy of client submitted information in preparing and presenting analytical results. Interpretation of the analytical results is the sole responsibility of the client. Samples were received in acceptable condition unless otherwise noted. This report may not be used by the client to claim product endorsement by NVLAP or any other agency of the U.S. Government.

Information provided by customer includes customer sample ID and sample description.

ANALYST: Shilpa Ladekar

APPROVED BY: Tianbao Bai, Ph.D., CIH
Laboratory Director

NVLAP® TESTING
NVLAP LAB CODE 101768-0

eurofins | CEI

July 27, 2023

Eurofins Built Environment Marlton
3000 Lincoln Dr. East Suite A
Marlton, NJ 08053

REVIEWED
By Bruce A. Boehm Carlson at 11:31 pm, Aug 12, 2023

CLIENT PROJECT: 3322543
LAB CODE: T231533

Dear Customer:

Enclosed are asbestos analysis results for TEM bulk samples received at our laboratory on July 25, 2023. The samples were analyzed for asbestos using transmission electron microscopy (TEM) per Chatfield/EPA 600/R-93/116 Sec. 2.5.5.1 method.

Sample results containing > 1% asbestos are considered asbestos-containing materials (ACMs) per the EPA regulatory requirements. The detection limit for the TEM Chatfield/EPA 600/R-93/116 Sec. 2.5.5.1 method is <1% depending on the processed weight and constituents of the sample.

Thank you for your business and we look forward to continuing good relations.

Kind Regards,

Tianbao Bai, Ph.D., CIH
Laboratory Director

eurofins | CEI

ASBESTOS ANALYTICAL REPORT
By: Transmission Electron Microscopy

Prepared for

Eurofins Built Environment Marlton

CLIENT PROJECT: 3322543

LAB CODE: T231533

TEST METHOD: Bulk Chatfield
EPA 600 / R93 / 116 Sec. 2.5.5.1

REPORT DATE: 07/27/23

730 SE Maynard Road • Cary, NC 27511 • 919.481.1413

eurofins | CEI

ASBESTOS BULK ANALYSIS

By: TRANSMISSION ELECTRON MICROSCOPY

Client: Eurofins Built Environment Marlton
3000 Lincoln Dr. East Suite A
Marlton, NJ 08053

Project: 3322543

Lab Code: T231533
Date Received: 07-25-23
Date Analyzed: 07-27-23
Date Reported: 07-27-23

TEM BULK CHATFIELD / EPA 600 / R93 / 116 Sec. 2.5.5.1

Client ID Lab ID	Material Description	Sample Weight (g)	Organic Material %	Acid Soluble Material %	Acid Insoluble Material %	Asbestos %
308-4BR-A T62604	Brown Base Cove	0.134	51.5	47.8	.7	None Detected
308-4BR-A T62605	Cream Mastic			Insufficient		
308-4BR-B T62606	Brown Base Cove	0.251	94	4.8	1.2	None Detected
308-4BR-B T62607	Cream, Clear Mastic			Insufficient		
308-4BR-C T62608	Brown Base Cove	0.243	54.7	43.2	2.1	None Detected
308-4BR-C T62609	Cream, Clear Mastic			Insufficient		
308-4G-A T62610	Gray Base Cove	0.29	54.1	45.2	.7	None Detected
308-4G-A T62611	Cream Mastic	0.263	44.9	46	9.1	None Detected
308-4G-B T62612	Gray Base Cove	0.317	50.8	48.3	.9	None Detected
308-4G-B T62613	Cream Mastic	0.097	44.3	48.5	7.2	None Detected
308-4G-C T62614	Gray Base Cove	0.197	48.7	50.8	.5	None Detected
308-4G-C T62615	Cream Mastic	0.052	51.9	40.4	7.7	None Detected

eurofins | CEI

ASBESTOS BULK ANALYSIS
By: TRANSMISSION ELECTRON MICROSCOPY

Client: Eurofins Built Environment Marlton
3000 Lincoln Dr. East Suite A
Marlton, NJ 08053

Lab Code: T231533
Date Received: 07-25-23
Date Analyzed: 07-27-23
Date Reported: 07-27-23

Project: 3322543

TEM BULK CHATFIELD / EPA 600 / R93 / 116 Sec. 2.5.5.1

Client ID Lab ID	Material Description	Sample Weight (g)	Organic Material %	Acid Soluble Material %	Acid Insoluble Material %	Asbestos %
308-4LG-A T62616	Light Gray Base Cove	0.051	47.1	51	1.9	None Detected
308-4LG-A T62617	Cream Mastic			Insufficient		
308-4LG-B T62618	Light Gray Base Cove	0.058	48.3	50	1.7	None Detected
308-4LG-B T62619	Cream Mastic			Insufficient		
308-4LG-C T62620	Light Gray Base Cove	0.065	47.7	50.8	1.5	None Detected
308-4LG-C T62621	Cream Mastic			Insufficient		
308-4M-A T62622	Maroon Base Cove	0.086	52.3	45.3	2.4	None Detected
308-4M-A T62623	Cream Mastic			Insufficient		
308-4M-B T62624	Maroon Base Cove	0.056	50	46.4	3.6	None Detected
308-4M-B T62625	Cream Mastic			Insufficient		
308-4M-C T62626	Maroon Base Cove			Combined with T62622		
308-4M-C T62627	Cream Mastic			Insufficient		

eurofins | CEI

ASBESTOS BULK ANALYSIS
By: TRANSMISSION ELECTRON MICROSCOPY

Client: Eurofins Built Environment Marlton
3000 Lincoln Dr. East Suite A
Marlton, NJ 08053

Lab Code: T231533
Date Received: 07-25-23
Date Analyzed: 07-27-23
Date Reported: 07-27-23

Project: 3322543

TEM BULK CHATFIELD / EPA 600 / R93 / 116 Sec. 2.5.5.1

Client ID Lab ID	Material Description	Sample Weight (g)	Organic Material %	Acid Soluble Material %	Acid Insoluble Material %	Asbestos %
308-4T-A T62628	Tan Base Cove	0.219	54.3	43.4	2.3	None Detected
308-4T-A T62629	Cream Mastic	0.05	52	44	4	None Detected
308-4T-B T62630	Tan Base Cove	0.086	54.7	44.2	1.1	None Detected
308-4T-B T62631	Cream Mastic			Combined with T62629		
308-4T-C T62632	Tan Base Cove	0.115	53.9	45.2	.9	None Detected
308-4T-C T62633	Cream Mastic			Combined with T62629		
310-BGM-A T62634	Beige Marbled Floor Tile	0.317	13.6	84.9	1.5	None Detected
310-BGM-A T62635	Tan Mastic			Insufficient		
310-BGM-B T62636	Beige Marbled Floor Tile	0.391	14.6	83.4	2	None Detected
310-BGM-B T62637	Tan Mastic			Insufficient		
310-BGM-C T62638	Beige Marbled Floor Tile	0.384	13.3	85.2	1.5	None Detected
310-BGM-C T62639	Tan Mastic			Insufficient		

eurofins | CEI

ASBESTOS BULK ANALYSIS
By: TRANSMISSION ELECTRON MICROSCOPY

Client: Eurofins Built Environment Marlton
3000 Lincoln Dr. East Suite A
Marlton, NJ 08053

Lab Code: T231533
Date Received: 07-25-23
Date Analyzed: 07-27-23
Date Reported: 07-27-23

Project: 3322543

TEM BULK CHATFIELD / EPA 600 / R93 / 116 Sec. 2.5.5.1

Client ID Lab ID	Material Description	Sample Weight (g)	Organic Material %	Acid Soluble Material %	Acid Insoluble Material %	Asbestos %
310-DBRM-A T62640	Dark Brown Marbled Floor Tile	0.13	16.9	79.2	3.9	None Detected
310-DBRM-B T62641	Dark Brown Marbled Floor Tile	0.136	19.9	77.9	2.2	None Detected
310-DBRM-C T62642	Dark Brown Marbled Floor Tile	0.113	17.7	81.4	.9	None Detected
310-LBRM-A T62643	Light Brown Marbled Floor Tile	0.2325	15.3	75.3	9.4	None Detected
310-LBRM-A T62644	Tan Mastic			Insufficient		
310-LBRM-B T62645	Light Brown Marbled Floor Tile	0.3008	15.2	75.1	9.7	None Detected
310-LBRM-B T62646	Tan Mastic			Insufficient		
310-LBRM-C T62647	Light Brown Marbled Floor Tile	0.2254	14.8	75.4	9.8	None Detected
310-LBRM-C T62648	Tan Mastic			Insufficient		
310-LGGS-A T62649	Light Gray w/ Gray Streaks Floor Tile	0.1721	18.1	71.5	10.4	None Detected
310-LGGS-A T62650	Tan Mastic			Insufficient		
310-LGGS-B T62651	Light Gray w/ Gray Streaks Floor Tile	0.21	17.1	69.5	13.4	None Detected

eurofins | CEI

ASBESTOS BULK ANALYSIS
By: TRANSMISSION ELECTRON MICROSCOPY

Client: Eurofins Built Environment Marlton
3000 Lincoln Dr. East Suite A
Marlton, NJ 08053

Lab Code: T231533
Date Received: 07-25-23
Date Analyzed: 07-27-23
Date Reported: 07-27-23

Project: 3322543

TEM BULK CHATFIELD / EPA 600 / R93 / 116 Sec. 2.5.5.1

Client ID Lab ID	Material Description	Sample Weight (g)	Organic Material %	Acid Soluble Material %	Acid Insoluble Material %	Asbestos %
310-LGGS-B T62652	Tan Mastic			Insufficient		
310-LGGS-C T62653	Light Gray w/ Gray Streaks Floor Tile	0.153	20.3	65.4	14.3	None Detected
310-LGGS-C T62654	Tan Mastic			Insufficient		
310-LGM-A T62655	Light Gray Mottled Floor Tile	0.1525	14.1	85.2	.7	None Detected
310-LGM-A T62656	Tan Mastic	0.0651	63.1	7.7	29.2	None Detected
310-LGM-B T62657	Light Gray Mottled Floor Tile	0.1452	16	83.3	.7	None Detected
310-LGM-B T62658	Tan Mastic			Combined With T62656		
310-LGM-C T62659	Light Gray Mottled Floor Tile	0.1737	15.9	83.5	.6	None Detected
310-LGM-C T62660	Tan Mastic			Combined With T62656		
310-LTGGS-A T62661	Light Gray w/ Gray Streaks Floor Tile	0.0829	9.5	89.3	1.2	None Detected
310-LTGGS-A T62662	Tan Mastic			Insufficient		

eurofins | CEI

ASBESTOS BULK ANALYSIS
By: TRANSMISSION ELECTRON MICROSCOPY

Client: Eurofins Built Environment Marlton
3000 Lincoln Dr. East Suite A
Marlton, NJ 08053

Lab Code: T231533
Date Received: 07-25-23
Date Analyzed: 07-27-23
Date Reported: 07-27-23

Project: 3322543

TEM BULK CHATFIELD / EPA 600 / R93 / 116 Sec. 2.5.5.1

Client ID Lab ID	Material Description	Sample Weight (g)	Organic Material %	Acid Soluble Material %	Acid Insoluble Material %	Asbestos %
310-LTGGS-B T62663	Light Gray w/ Gray Streaks Floor Tile	0.0883	10.5	88.3	1.2	None Detected
310-LTGGS-B T62664	Tan Mastic			Insufficient		
310-LTGGS-C T62665	Light Gray w/ Gray Streaks Floor Tile	0.0739	17.5	81.2	1.3	None Detected
310-LTGM-A T62666	Light Gray Mottled Floor Tile	0.2275	18.7	77.8	3.5	None Detected
310-LTGM-B T62667	Light Gray Mottled Floor Tile	0.2573	22.7	74.2	3.1	None Detected
310-LTGM-C T62668	Light Gray Mottled Floor Tile	0.2687	20	76.7	3.3	None Detected
313-BRBP-A T62669	Brown Board Pattern Sheet Floor	0.0757	67	31.7	1.3	None Detected
313-BRBP-A T62670	Tan Mastic			Insufficient		
313-BRBP-B T62671	Brown Board Pattern Sheet Floor	0.1143	68.5	30.6	.9	None Detected
313-BRBP-B T62672	Tan Mastic			Insufficient		
313-BRBP-C T62673	Brown Board Pattern Sheet Floor	0.1383	70.4	28.9	.7	None Detected

eurofins | CEI

ASBESTOS BULK ANALYSIS

By: TRANSMISSION ELECTRON MICROSCOPY

Client: Eurofins Built Environment Marlton
3000 Lincoln Dr. East Suite A
Marlton, NJ 08053

Lab Code: T231533
Date Received: 07-25-23
Date Analyzed: 07-27-23
Date Reported: 07-27-23

Project: 3322543

TEM BULK CHATFIELD / EPA 600 / R93 / 116 Sec. 2.5.5.1

Client ID Lab ID	Material Description	Sample Weight (g)	Organic Material %	Acid Soluble Material %	Acid Insoluble Material %	Asbestos %
313-BRBP-C T62674	Tan Mastic			Insufficient		
315-4G-A T62675	White Mastic	0.061	36.1	62.3	1.6	None Detected
315-4G-B T62676	White Mastic			Combined With T62676		
315-4G-C T62677	White Mastic			Combined With T62676		
315-4W-A T62678	Cream Mastic	0.073	31.5	65.8	2.7	None Detected
321-BR-A T62679	Brown Caulk	0.1031	44.7	39.8	15.5	None Detected
321-BR-B T62680	Brown Caulk	0.0598	39.8	46.8	13.4	None Detected
321-BR-C T62681	Brown Caulk	0.1712	42.8	38.6	18.6	None Detected
321-R-A T62682	Red Caulk	0.2985	31.7	54.6	13.7	None Detected
321-R-B T62683	Red Caulk	0.269	31.2	55.8	13	None Detected
321-R-C T62684	Red Caulk	0.2095	32.2	56.3	11.5	None Detected

eurofins | CEI

LEGEND: None

METHOD: CHATFIELD & EPA/600/R-93/116 Sec. 2.5.5.1

LIMIT OF DETECTION: Varies with the weight and constituents of the sample (<1%)

REGULATORY LIMIT: >1% by weight

This report relates only to the samples tested or analyzed and may not be reproduced, except in full, without written approval by Eurofins CEI (ECEI). ECEI makes no warranty representation regarding the accuracy of client submitted information in preparing and presenting analytical results. Interpretation of the analytical results is the sole responsibility of the client. *Estimated measurement of uncertainty is available on request and in compliance with regulatory requirements.* Samples were received in acceptable condition unless otherwise noted.

Information provided by customer includes customer sample ID, location, volume and area as well as date and time of sampling.
ECEI recommends between 0.20 and 0.50 grams of sample material for TEM bulk analysis.
Any weight below 0.10 grams is considered below protocol guidelines.
***Indicates sample weight below 0.05 grams and is considered insufficient for quantitative analysis.*

ANALYST: Partima Poudel Acharya

APPROVED BY: Tianbao Bai, Ph.D., CIH
Laboratory Director

003322543

Dataset C:\Users\bboehmcarlson\OneDrive - American Engineering Testing, Inc\Desktop\P-001959

Chain of Custody, Sample Set 1

Project Number	P-0019594	Building Number	1 VA Ctr.	Address 1	1 VA Ctr.
Client Name	GDM	Building Name	Togus VA Medical Ce	Address 2	
Project Manager	Bruce A. Boehm Carlson			City, State, Zip	Augusta ME 04330

State Samples From	Maine	Total Number of Samples	75	Temperature Upon Receipt (C)
Sampled By	Bruce A. Boehm Carlson	6/22/2023		Survey Date(s)
Received By				Survey Date: 6/22/2023
Relinquished By 1	Bruce A. Boehm Carlson	7/15/2023		
Relinquished By 2				
Relinquished By 3				
Turnaround Time (Due Date)	Standard	7/20/2023		
Received In Lab By	KM FX	7/18 910		
Analyzed By				

Notes 75 bulk samples for asbestos PLM with NOB analysis as required.
PO No. 18334-415

AMERICAN ENGINEERING TESTING, INC.

American Engineering Testing, Inc.
550 Cleveland Avenue North
St. Paul, MN 55114

Total List of Samples, Project Number P-0019594, Sample Set 1

Sample_Number	Location Description	Material Description	Material Sub Description
302-PHBW-A	Bldg. 200 Floor 02 210	2x2 Ceiling Tile	Pinhole Birdwing
302-PHBW-B	Bldg. 200 Floor 02 210	2x2 Ceiling Tile	Pinhole Birdwing
302-PHBW-C	Bldg. 200 Floor 02 210	2x2 Ceiling Tile	Pinhole Birdwing
302-PHC-A	Bldg. 255 Floor 01 105	2x2 Ceiling Tile	Pinhole Crater
302-PHC-B	Bldg. 255 Floor 01 105	2x2 Ceiling Tile	Pinhole Crater
302-PHC-C	Bldg. 255 Floor 01 105	2x2 Ceiling Tile	Pinhole Crater
302-SM-A	Bldg. 200E Floor 01 122E	2x2 Ceiling Tile	Smooth
302-SM-B	Bldg. 200E Floor 01 122E	2x2 Ceiling Tile	Smooth
302-SM-C	Bldg. 200E Floor 01 122E	2x2 Ceiling Tile	Smooth
303-PHBW-A	Bldg. 206 Floor 02 215	2x4 Ceiling Tile	Pinhole Birdwing
303-PHBW-B	Bldg. 206 Floor 02 215	2x4 Ceiling Tile	Pinhole Birdwing
303-PHBW-C	Bldg. 206 Floor 02 215	2x4 Ceiling Tile	Pinhole Birdwing
303-PHF-A	Bldg. 210 Floor 01 109	2x4 Ceiling Tile	Pinhole Fissure
303-PHF-B	Bldg. 210 Floor 01 109	2x4 Ceiling Tile	Pinhole Fissure
303-PHF-C	Bldg. 210 Floor 01 109	2x4 Ceiling Tile	Pinhole Fissure
305-WC-A	Bldg. 255 Floor 01 106	Sheetrock & Taping Compound	Walls and Ceilings
305-WC-B	Bldg. 255 Floor 01 106	Sheetrock & Taping Compound	Walls and Ceilings
305-WC-C	Bldg. 255 Floor 01 106	Sheetrock & Taping Compound	Walls and Ceilings
305-WLC-A	Bldg. 300 Floor 01 109	Sheetrock & Taping Compound	Walls and Ceilings
305-WLC-B	Bldg. 300 Floor 01 109	Sheetrock & Taping Compound	Walls and Ceilings
305-WLC-C	Bldg. 300 Floor 01 109	Sheetrock & Taping Compound	Walls and Ceilings
308-4BR-A	Bldg. 200 Floor 02 210	Base Cove & Mastic	4" Brown
308-4BR-B	Bldg. 200 Floor 02 210	Base Cove & Mastic	4" Brown
308-4BR-C	Bldg. 200 Floor 02 210	Base Cove & Mastic	4" Brown
308-4G-A	Bldg. 208 Floor 01 107	Base Cove & Mastic	4" Gray
308-4G-B	Bldg. 208 Floor 01 107	Base Cove & Mastic	4" Gray

003322543

AMERICAN ENGINEERING TESTING, INC.

American Engineering Testing, Inc.
550 Cleveland Avenue North
St. Paul, MN 55114

Sample_Number	Location Description	Material Description	Material Sub Description
308-4G-C	Bldg. 208 Floor 01 107	Base Cove & Mastic	4" Gray
308-4LG-A	Bldg. 300 Floor 01 109	Base Cove & Mastic	4" Light Gray
308-4LG-B	Bldg. 300 Floor 01 109	Base Cove & Mastic	4" Light Gray
308-4LG-C	Bldg. 300 Floor 01 109	Base Cove & Mastic	4" Light Gray
308-4M-A	Bldg. 200 Floor 02 E201	Base Cove & Mastic	4" Maroon
308-4M-B	Bldg. 200 Floor 02 E201	Base Cove & Mastic	4" Maroon
308-4M-C	Bldg. 200 Floor 02 E201	Base Cove & Mastic	4" Maroon
308-4T-A	Bldg. 255 Floor 01 106	Base Cove & Mastic	4" Tan
308-4T-B	Bldg. 255 Floor 01 106	Base Cove & Mastic	4" Tan
308-4T-C	Bldg. 255 Floor 01 106	Base Cove & Mastic	4" Tan
310-BGM-A	Bldg. 255 Floor 01 106	12x12 Floor Tile & Mastic	Beige Marbled
310-BGM-B	Bldg. 255 Floor 01 106	12x12 Floor Tile & Mastic	Beige Marbled
310-BGM-C	Bldg. 255 Floor 01 106	12x12 Floor Tile & Mastic	Beige Marbled
310-DBRM-A	Bldg. 300 Floor 01 109	12x12 Floor Tile & Mastic	Dark Brown Marbled
310-DBRM-B	Bldg. 300 Floor 01 109	12x12 Floor Tile & Mastic	Dark Brown Marbled
310-DBRM-C	Bldg. 300 Floor 01 109	12x12 Floor Tile & Mastic	Dark Brown Marbled
310-LBRM-A	Bldg. 208 Floor 01 117	12x12 Floor Tile & Mastic	Light Brown Mottled
310-LBRM-B	Bldg. 208 Floor 01 117	12x12 Floor Tile & Mastic	Light Brown Mottled
310-LBRM-C	Bldg. 208 Floor 01 117	12x12 Floor Tile & Mastic	Light Brown Mottled
310-LGGS-A	Bldg. 200 Floor 02 E201	12x12 Floor Tile & Mastic	Light Gray w/ Gray Streaks
310-LGGS-B	Bldg. 200 Floor 02 E201	12x12 Floor Tile & Mastic	Light Gray w/ Gray Streaks
310-LGGS-C	Bldg. 200 Floor 02 E201	12x12 Floor Tile & Mastic	Light Gray w/ Gray Streaks
310-LGM-A	Bldg. 206 Floor 02 215	12x12 Floor Tile & Mastic	Light Gray Mottled
310-LGM-B	Bldg. 206 Floor 02 215	12x12 Floor Tile & Mastic	Light Gray Mottled
310-LGM-C	Bldg. 206 Floor 02 215	12x12 Floor Tile & Mastic	Light Gray Mottled
310-LTGGS-A	Bldg. 255 Floor 01 105	12x12 Floor Tile & Mastic	Light Gray w/ Gray Streaks
310-LTGGS-B	Bldg. 255 Floor 01 105	12x12 Floor Tile & Mastic	Light Gray w/ Gray Streaks
310-LTGGS-C	Bldg. 255 Floor 01 105	12x12 Floor Tile & Mastic	Light Gray w/ Gray Streaks

003322543

American Engineering Testing, Inc.
550 Cleveland Avenue North
St. Paul, MN 55114

Sample_Number	Location Description	Material Description	Material Sub Description
310-LTGM-A	Bldg. 208 Floor 01 107	12x12 Floor Tile & Mastic	Light Gray Mottled
310-LTGM-B	Bldg. 208 Floor 01 107	12x12 Floor Tile & Mastic	Light Gray Mottled
310-LTGM-C	Bldg. 208 Floor 01 107	12x12 Floor Tile & Mastic	Light Gray Mottled
313-BRBP-A	Bldg. 200 Floor 02 210	Sheet Floor & Mastic	Brown Board Pattern
313-BRBP-B	Bldg. 200 Floor 02 210	Sheet Floor & Mastic	Brown Board Pattern
313-BRBP-C	Bldg. 200 Floor 02 210	Sheet Floor & Mastic	Brown Board Pattern
315-1GW-A	Bldg. 200 Floor 05 560	Ceramic Tile	Green & White
315-1GW-B	Bldg. 200 Floor 05 560	Ceramic Tile	Green & White
315-1GW-C	Bldg. 200 Floor 05 560	Ceramic Tile	Green & White
315-4G-A	Bldg. 200 Floor 05 C501	Ceramic Tile	4" Gray
315-4G-B	Bldg. 200 Floor 05 C501	Ceramic Tile	4" Gray
315-4G-C	Bldg. 200 Floor 05 C501	Ceramic Tile	4" Gray
315-4W-A	Bldg. 204 Floor 02 200	Ceramic Tile	4" White
315-4W-B	Bldg. 204 Floor 02 200	Ceramic Tile	4" White
315-4W-C	Bldg. 204 Floor 02 200	Ceramic Tile	4" White
321-BR -A	Bldg. 255 Floor 01 105	Caulk	Brown
321-BR -B	Bldg. 255 Floor 01 105	Caulk	Brown
321-BR -C	Bldg. 255 Floor 01 105	Caulk	Brown
321-R-A	Bldg. 255 Floor 01 106	Caulk	Red
321-R-B	Bldg. 255 Floor 01 106	Caulk	Red
321-R-C	Bldg. 255 Floor 01 106	Caulk	Red

003322543

American Engineering Testing, Inc.
550 Cleveland Avenue North
St. Paul, MN 55114

Appendix D

Lead Testing Results

Appendix D - Lead Test Results

Togus VA Medical Center
Augusta, ME
AET Project No. P-0019594

Project: GDM - Togus VA Medical Center	By: Bruce A. Boehm Carlson
Project No.: P-0019594	Date: June 20-21, 2023

Shot	Building	Fl.	Rm.	Side/Location	Component	Substrate	Color	Reading (mg/cm^2)	Quantity	Result
1			Calibration		Range <0.01	SRM 2570		0.00	NA	Pass
2			Calibration		0.71 ± 0.08	SRM 2574		0.70	NA	Pass
3			Calibration		3.58 ± 0.39	SRM 2571		3.40	NA	Pass
4	221	1	100B	East	Wall	Sheetrock	Tan	0.00	NA	Negative
5	221	1	100B	South	Door Frame	Metal	Tan	0.00	NA	Negative
6	221	1	100B	South	Door	Wood	Blonde	0.00	NA	Negative
7	221	1	100B	North	Panel	Wood	Black	0.00	NA	Negative
8	221	1	100B	South	Door Frame	Metal	Lt. Yellow	0.00	NA	Negative
9	221	1	100B	South	Door Frame	Metal	Lt. Blue	0.00	NA	Negative
10	207	1	132A	West	Wall	Sheetrock	Green	0.00	NA	Negative
11	207	1	132A	North	Wall	Sheetrock	Blue	0.00	NA	Negative
12	207	2	201	East	Wall	Sheetrock	Cream	0.00	NA	Negative
13	207	3	145/301	East	Wall	Sheetrock	Tan	0.00	NA	Negative
14	207	3	145/301	South	Panel	Wood	Black	0.00	NA	Negative
15	207	3	307	South	Window Frame	Metal	Gray	0.00	NA	Negative
16	207	3	307	West	Wall	Sheetrock	Gray	0.00	NA	Negative
17	232	2	202	West	Door	Wood	Blonde	0.00	NA	Negative
18	232	2	202	West	Door Frame	Metal	Beige	0.00	NA	Negative
19	232	2	202	South	Wall	Sheetrock	Beige	0.00	NA	Negative
20	232	2	202	Floor	Floor	Wood	Gray	0.00	NA	Negative
21	206	1	145A	North	Door Frame	Metal	Gray	0.00	NA	Negative
22	206	1	145A	West	Wall	Sheetrock	Tan	0.00	NA	Negative
23	206	1	145A	South	Wall	Sheetrock	Lt. Blue	0.00	NA	Negative
24	206	2	213	East	Wall	Sheetrock	Tan	0.60	NA	Negative
25	206	2	215	East	Wall	Sheetrock	Lt. Tan	0.00	NA	Negative
26	206	3	320	East	Wall	Sheetrock	Tan	0.00	NA	Negative
27	206	3	366	North	Wall	Sheetrock	Cream	0.00	NA	Negative
28	208	1	117	North	Wall	Sheetrock	Tan	0.00	NA	Negative
29	205	1	108	South	Wall	Sheetrock	Tan	0.60	NA	Negative
30	205	1	108	East	Wall	Sheetrock	Lt. Green	0.60	NA	Negative
31	205	3	307E	East	Wall	Sheetrock	Tan	0.00	NA	Negative
32	205	3	307E	South	Wall	Sheetrock	Lt. Blue	0.00	NA	Negative
33			Calibration		Range <0.01	SRM 2570		0.00	NA	Pass
34			Calibration		0.71 ± 0.08	SRM 2574		0.70	NA	Pass
35			Calibration		3.58 ± 0.39	SRM 2571		3.50	NA	Pass
36	200	G	C009	South	Wall	Sheetrock	Yellow	0.00	NA	Negative
37	200	G	C009	West	Wall	Concrete	Yellow	0.00	NA	Negative
38	200	G	C009	South	Door Frame	Metal	Lt. Yellow	0.00	NA	Negative
39	200	G	C009	South	Door Frame	Metal	Gray	0.00	NA	Negative
40	200	G	C009	South	Door	Wood	Blonde	0.00	NA	Negative
41	200	G	28	South	Wall	Sheetrock	Cream	0.00	NA	Negative
42	200	3	E341	West	Wall	Sheetrock	Tan	0.00	NA	Negative
43	200	3	E341	East	Wall	Sheetrock	Lt. Blue	0.00	NA	Negative
44	200	5	560	Floor	Floor	Ceramic Tile	1" Green/White	0.00	NA	Negative
45	200	5	C501	South	Wall	Ceramic Tile	4" Gray	0.00	NA	Negative
46	200	5	C501	South	Wall	Ceramic Tile	4" White	0.00	NA	Negative
47			Calibration		Range <0.01	SRM 2570		0.00	NA	Pass
48			Calibration		0.71 ± 0.08	SRM 2574		0.70	NA	Pass
49			Calibration		3.58 ± 0.39	SRM 2571		4.00	NA	Pass
50			Calibration		Range <0.01	SRM 2570		0.00	NA	Pass
51			Calibration		0.71 ± 0.08	SRM 2574		0.70	NA	Pass
52			Calibration		3.58 ± 0.39	SRM 2571		3.60	NA	Pass
53	69	1	Linen Closet	West	Panel	Wood	White	0.00	NA	Negative
54	**69**	**1**	**102 NE Closet**	**North**	**Wall**	**Plaster**	**White**	**17.60**	**228 SF**	**Positive**
55	**69**	**1**	**102**	**North**	**Wall**	**Plaster**	**Lt. Blue**	**1.30**	**64 SF**	**Positive**
56	**69**	**1**	**102**	**West**	**Door Frame**	**Wood**	**White**	**36.30**	**18 SF**	**Positive**
57	69	1	102	West	Door	Wood	Blonde	0.01	NA	Negative
58	211	1	101	East	Panel	Wood	White	0.00	NA	Negative
59	211	1	101	West	Door Frame	Metal	Lt. Gray	0.00	NA	Negative
60	211	1	101	West	Door	Wood	Blonde	0.00	NA	Negative
61	211	1	101	North	Wall	Brick	White	0.02	NA	Negative
62	212	1	100	South	Wall	Concrete	Gray	0.00	NA	Negative
63	212	1	100	Floor	Floor	Concrete	White	0.05	NA	Negative
64			Calibration		Range <0.01	SRM 2570		0.00	NA	Pass
65			Calibration		0.71 ± 0.08	SRM 2574		0.70	NA	Pass
66			Calibration		3.58 ± 0.39	SRM 2571		3.60	NA	Pass
67	204	2	200	North	Wall	Plaster	Tan	0.00	NA	Negative
68	204	2	200	North	Wall	Ceramic Tile	4" White	0.13	NA	Negative
69			Calibration		Range <0.01	SRM 2570		0.00	NA	Pass
70			Calibration		0.71 ± 0.08	SRM 2574		0.70	NA	Pass
71			Calibration		3.58 ± 0.39	SRM 2571		3.30	NA	Pass
72	255	1	106	West	Door	Wood	Blonde	0.00	NA	Negative
73	255	1	106	West	Door Frame	Metal	Brown	0.00	NA	Negative

Project: GDM - Togus VA Medical Center						By: Bruce A. Boehm Carlson				
Project No.: P-0019594						Date: June 20-21, 2023				
Shot	**Building**	**Fl.**	**Rm.**	**Side/Location**	**Component**	**Substrate**	**Color**	**Reading (mg/cm^2)**	**Quantity**	**Result**
74	255	1	106	South	Wall	Sheetrock	Tan	0.00	NA	Negative
75			Calibration		Range <0.01	SRM 2570		0.00	NA	Pass
76			Calibration		0.71 ± 0.08	SRM 2574		0.70	NA	Pass
77			Calibration		3.58 ± 0.39	SRM 2571		3.20	NA	Pass

Please note that this report is to be used in conjunction with the prior report titled General Asbestos/Lead Containing Paint Summary Report dated March 25, 2011 prepared by Mabbett & Associates, Inc. AET did not test all painted surfaces. Many surfaces appeared to be the same paints identified in the prior report and this report only reflects the materials tested by AET.

Appendix E

Pre-Demolition Environmental Checklist and Guide:

AET Project No. P-0019594

Appendix E

Pre-Renovation/Demolition Environmental Checklist

To prevent hazardous materials from contaminating soil and groundwater remove the items below before starting a renovation or demolition project, and then manage and recycle or dispose of them correctly. This checklist is provided to help you manage the project.

Mercury	Qty
Batteries	
Smoke detectors:	
Emergency lighting systems:	
Elevator control panels:	
Exit signs:	
Security systems and alarms:	
Lighting	
Fluorescent lights:	
High intensity discharge	
Metal halide:	
High pressure sodium:	
Mercury vapor:	
Neon:	
Switches for lighting using	
mercury relays *(look for any*	
control associated with exterior	
or automated lighting systems):	
"Silent" wall switches:	
Heating, ventilating, and	
air conditioning systems	
Thermostats:	
Aquastats:	
Pressurestats:	

Asbestos (continued)	Qty
Spray applied insulation:	
Blown-in insulation:	
Block:	
Surfacing materials	
Acoustical plaster:	
Decorative plaster:	
Textured paints & coatings:	
Spray-applied materials	
(acoustical, decorative, or insulative):	
Roofing	
Roofing shingles:	
Roofing felt:	
Base flashing:	
Cement materials (Transite)	
Cement pipes (flues & vents):	
Cement wallboard:	
Cement siding:	
Pegboard:	
Ceiling materials	
Ceiling titles:	
Ceiling tile adhesives (pucks):	
Lay-in ceiling panels:	
Acoustical tiles:	
Miscellaneous	
Taping, joint, and spackling	
compound:	
Caulking/putties:	
Fire curtains and blankets:	
Laboratory hoods, table	
tops, gloves, etc.:	
Gaskets:	

	Qty
Firestats:	
Manometers:	
Thermometers:	
Boilers, furnaces, heaters,	
and tanks	
Mercury flame sensors by	
pilot lights:	
Manometers, thermometers,	
gauges:	
Pressure-trol:	
Float or level controls:	
Space heater controls:	
Electrical systems	
Load meters & supply relays:	
Phase splitters:	
Micro relays:	
Mercury displacement relays:	
Asbestos	
Boiler rooms	
Boilers, furnaces, fireplaces,	
and their components:	
Cement sheets near heating	
equipment:	

	Qty
ChloroFluoroCarbons	
Fire extinguishers (both portable	
and installed halon suppression	
systems):	
Air conditioners (rooftop, room,	
and central):	
Walk in coolers (refrigeration	
or cold storage areas):	
Water fountains and	
dehumidifiers:	
Refrigerators/freezers/chillers:	
Heat pumps:	
Vending machines/food	
display cases:	
Poly-Chlorinated	
BiPhenyls (PCBs)	
Transformers:	
Transistors:	
Capacitors:	
Heat transfer equipment:	
Light ballasts:	
Lead	
Lead-based paint (woodwork,	
metal equipment, interior/	
exterior uses):	

	Qty
Boiler insulation:	
HVAC duct insulation:	
Ductwork flexible fabric	
connections:	
Fireproofing materials:	
Fire doors:	
Flooring:	
Vinyl floor tile:	
Vinyl sheet flooring:	
Asphalt tile:	
Linoleum paper backing:	
Mastic/glue (floor tile, carpet, etc.)	
Electrical	
Electrical panels:	
Electrical wiring insulation:	
Heating and electrical	
ducts/conduit:	
Pipe and other insulation	
Aircell (corrugated cardboard):	
Millboard:	
Preform:	
Joint compound:	

	Qty
Lead-acid batteries (lighting, exit	
signs, security systems):	
Lead flashing molds and	
roof vents:	
Lead pipes and solder:	
Lead-lined X-ray rooms:	
Other	
Solid waste (all non-building	
components such as unattached	
carpet, files, books, trash, desks,	
chairs, etc.) must be removed	
prior to demolition:	
Hazardous waste (including	
household) must be properly	
handled and disposed of prior	
to demolition:	
Oil (used oil, hydraulic oils in door	
closers, elevator shafts, etc.)	
must be collected and properly	
disposed of prior to demolition:	
Tanks (no evidence of former	
heating tanks or storage tanks	
exist):	
Appliances must be recycled	
by an appliance recycler:	
Electronics:	

Appendix F

Photographic Log

Appendix F – Photographs

Togus VA Medical Center, 1 VA Center, Augusta, Maine 04330

AET Project No. P-0019594

Photo 1 – Togus VA Medical Center.



Photo 2 – Lead-based paint shots 54, 55, and 56. White plaster walls and ceiling (54) in Building 69 Floor 01 Room 102 NE Closet, light blue plaster walls (55) in Building 69 Floor 01 Room 102, and white wood door frame (56) Building 69 Floor 01 Room 102. Lead concentrations are 17.6, 1.3, and 36.3 mg/cm^2, respectively.

Appendix G

Laboratory Credentials

UNITED STATES DEPARTMENT OF COMMERCE
National Institute of Standards and Technology
Gaithersburg, Maryland 20899

March 31, 2023

Tianbao Bai
Eurofins CEI, Inc.
730 SE Maynard Road
Cary, NC 27511

NVLAP Lab Code: 101768-0

Dear Dr. Bai,

Thank you for continuing your accreditation for Asbestos Fiber Analysis under the National Voluntary Laboratory Accreditation Program (NVLAP). This accreditation is effective until March 31, 2024, provided that your laboratory continues to comply with the accreditation requirements contained in the NVLAP Procedures.

Your updated accreditation documents are enclosed. You may reproduce these documents in their entirety and use the NVLAP symbol and/or term to reference your accredited status in accordance with the requirements published in NIST Handbook 150, 1.8. Accreditation does not relieve your laboratory from observing and complying with any applicable existing laws and/or regulations.

We are pleased to have you participate in NVLAP and look forward to your continued association with this program. If you have any questions concerning your NVLAP accreditation, please direct them to Shelby Conyers, Program Manager, Laboratory Accreditation Program, National Institute of Standards and Technology, 100 Bureau Dr. Stop 2140, Gaithersburg, MD 20899-2140; .

Sincerely,

Dana S. Leaman, Chief
National Voluntary Laboratory Accreditation Program

United States Department of Commerce
National Institute of Standards and Technology

Certificate of Accreditation to ISO/IEC 17025:2017

NVLAP LAB CODE: 101768-0

Eurofins CEI, Inc.

Cary, NC

is accredited by the National Voluntary Laboratory Accreditation Program for specific services, listed on the Scope of Accreditation, for:

Asbestos Fiber Analysis

This laboratory is accredited in accordance with the recognized International Standard ISO/IEC 17025:2017. This accreditation demonstrates technical competence for a defined scope and the operation of a laboratory quality management system (refer to joint ISO-ILAC-IAF Communique dated January 2009).

2023-04-01 through 2024-03-31

Effective Dates

For the National Voluntary Laboratory Accreditation Program

National Voluntary Laboratory Accreditation Program

SCOPE OF ACCREDITATION TO ISO/IEC 17025:2017

Eurofins CEI, Inc.
730 SE Maynard Road
Cary, NC 27511
Dr. Tianbao Bai
Phone: 919-481-1413 Fax: 919-481-1442
Email: tianbao.bai@eurofinset.com
http://www.eurofinsus.com/CEI

ASBESTOS FIBER ANALYSIS — NVLAP LAB CODE 101768-0

Bulk Asbestos Analysis

Code	*Description*
18/A01	EPA -- 40 CFR Appendix E to Subpart E of Part 763, Interim Method of the Determination of Asbestos in Bulk Insulation Samples
18/A03	EPA 600/R-93/116: Method for the Determination of Asbestos in Bulk Building Materials

Airborne Asbestos Analysis

Code	*Description*
18/A02	U.S. EPA's "Interim Transmission Electron Microscopy Analytical Methods-Mandatory and Nonmandatory-and Mandatory Section to Determine Completion of Response Actions" as found in 40 CFR, Part 763, Subpart E, Appendix A.

For the National Voluntary Laboratory Accreditation Program

Niton XLp 300, 9/24/2004, ed. 1

Performance Characteristic Sheet

EFFECTIVE DATE: **September 24, 2004** **EDITION NO.: 1**

MANUFACTURER AND MODEL:

Make: *Niton LLC*
Tested Model: *XLp 300*
Source: ^{109}Cd
Note: This PCS is also applicable to the equivalent model variations indicated below, for the Lead-in-Paint K+L variable reading time mode, in the XLi and XLp series:

XLi 300A, XLi 301A, XLi 302A and XLi 303A.
XLp 300A, XLp 301A, XLp 302A and XLp 303A.
XLi 700A, XLi 701A, XLi 702A and XLi 703A.
XLp 700A, XLp 701A, XLp 702A, and XLp 703A.

Note: The XLi and XLp versions refer to the shape of the handle part of the instrument. The differences in the model numbers reflect other modes available, in addition to Lead-in-Paint modes. The manufacturer states that specifications for these instruments are identical for the source, detector, and detector electronics relative to the Lead-in-Paint mode.

FIELD OPERATION GUIDANCE

OPERATING PARAMETERS:

Lead-in-Paint K+L variable reading time mode.

XRF CALIBRATION CHECK LIMITS:

0.8 to 1.2 mg/cm^2 (inclusive)

The calibration of the XRF instrument should be checked using the paint film nearest 1.0 mg/cm^2 in the NIST Standard Reference Material (SRM) used (e.g., for NIST SRM 2579, use the 1.02 mg/cm^2 film).

If readings are outside the acceptable calibration check range, follow the manufacturer's instructions to bring the instruments into control before XRF testing proceeds.

SUBSTRATE CORRECTION:

For XRF results using Lead-in-Paint K+L variable reading time mode, substrate correction is <u>not</u> needed for:

Brick, Concrete, Drywall, Metal, Plaster, and Wood

INCONCLUSIVE RANGE OR THRESHOLD:

K+L MODE READING DESCRIPTION	SUBSTRATE	THRESHOLD (mg/cm^2)
Results not corrected for substrate bias on any substrate	Brick	1.0
	Concrete	1.0
	Drywall	1.0
	Metal	1.0
	Plaster	1.0
	Wood	1.0

Niton XLp 300, 9/24/2004, ed. 1

BACKGROUND INFORMATION

EVALUATION DATA SOURCE AND DATE:

This sheet is supplemental information to be used in conjunction with Chapter 7 of the HUD *Guidelines for the Evaluation and Control of Lead-Based Paint Hazards in Housing* ("HUD Guidelines"). Performance parameters shown on this sheet are calculated from the EPA/HUD evaluation using archived building components. Testing was conducted in August 2004 on 133 testing combinations. The instruments that were used to perform the testing had new sources; one instrument's was installed in November 2003 with 40 mCi initial strength, and the other's was installed June 2004 with 40 mCi initial strength.

OPERATING PARAMETERS:

Performance parameters shown in this sheet are applicable only when properly operating the instrument using the manufacturer's instructions and procedures described in Chapter 7 of the HUD Guidelines.

SUBSTRATE CORRECTION VALUE COMPUTATION:

Substrate correction is not needed for brick, concrete, drywall, metal, plaster or wood when using Lead-in-Paint K+L variable reading time mode, the normal operating mode for these instruments. If substrate correction is desired, refer to Chapter 7 of the HUD Guidelines for guidance on correcting XRF results for substrate bias.

EVALUATING THE QUALITY OF XRF TESTING:

Randomly select ten testing combinations for retesting from each house or from two randomly selected units in multifamily housing. Use the K+L variable time mode readings.

Conduct XRF retesting at the ten testing combinations selected for retesting.

Determine if the XRF testing in the units or house passed or failed the test by applying the steps below.

Compute the Retest Tolerance Limit by the following steps:

Determine XRF results for the original and retest XRF readings. Do not correct the original or retest results for substrate bias. In single-family housing a result is defined as the average of three readings. In multifamily housing, a result is a single reading. Therefore, there will be ten original and ten retest XRF results for each house or for the two selected units.

Calculate the average of the original XRF result and retest XRF result for each testing combination.

Square the average for each testing combination.

Add the ten squared averages together. Call this quantity C.

Multiply the number C by 0.0072. Call this quantity D.

Add the number 0.032 to D. Call this quantity E.

Take the square root of E. Call this quantity F.

Multiply F by 1.645. The result is the Retest Tolerance Limit.

Compute the average of all ten original XRF results.

Compute the average of all ten re-test XRF results.

Find the absolute difference of the two averages.

If the difference is less than the Retest Tolerance Limit, the inspection has passed the retest. If the difference of the overall averages equals or exceeds the Retest Tolerance Limit, this procedure should be repeated with ten new testing combinations. If the difference of the overall averages is equal to or greater than the Retest Tolerance Limit a second time, then the inspection should be considered deficient.

Use of this procedure is estimated to produce a spurious result approximately 1% of the time. That is, results of this procedure will call for further examination when no examination is warranted in approximately 1 out of 100 dwelling units tested.

TESTING TIMES:

For the Lead-in-Paint K+L variable reading time mode, the instrument continues to read until it is moved away from the testing surface, terminated by the user, or the instrument software indicates the reading is complete. The following table provides testing time information for this testing mode. The times have been adjusted for source decay, normalized to the initial source strengths as noted above. Source strength and type of substrate will affect actual testing times. At the time of testing, the instruments had source strengths of 26.6 and 36.6 mCi.

Testing Times Using K+L Reading Mode (Seconds)						
	All Data			Median for laboratory-measured lead levels (mg/cm^2)		
Substrate	25th Percentile	Median	75th Percentile	Pb < 0.25	0.25 ≤ Pb<1.0	1.0 ≤ Pb
Wood Drywall	4	11	19	11	15	11
Metal	4	12	18	9	12	14
Brick Concrete Plaster	8	16	22	15	18	16

CLASSIFICATION RESULTS:

XRF results are classified as positive if they are greater than or equal to the threshold, and negative if they are less than the threshold.

DOCUMENTATION:

A document titled *Methodology for XRF Performance Characteristic Sheets* provides an explanation of the statistical methodology used to construct the data in the sheets, and provides empirical results from using the recommended inconclusive ranges or thresholds for specific XRF instruments. For a copy of this document call the National Lead Information Center Clearinghouse at 1-800-424-LEAD.

This XRF Performance Characteristic Sheet was developed by the Midwest Research Institute (MRI) and QuanTech, Inc., under a contract between MRI and the XRF manufacturer. HUD has determined that the information provided here is acceptable when used as guidance in conjunction with Chapter 7, Lead-Based Paint Inspection, of HUD's *Guidelines for the Evaluation and Control of Lead-Based Paint Hazards in Housing*.

Appendix H

AET Certifications

State of Maine
Department of Environmental Protection

LICENSE

American Engineering Testing, Inc.

Asbestos Consultant
(Inspection only)

License Number: SI-0236 **Expiration Date: 05/31/2024**

State of Maine
Department of Environmental Protection

LICENSE

American Engineering Testing, Inc.

Lead Consultant

License Number: LO-0013

Expiration Date: 06/30/2024