INCH-POUND
A-A-50526D
August 16, 2024
SUPERSEDING
A-A-50526C
February 21, 1995

COMMERCIAL ITEM DESCRIPTION

HAT, SERVICE, MAN'S, DRILL INSTRUCTOR

The General Services Administration has authorized the use of this Commercial Item Description (CID) by all federal agencies.

1. SCOPE. This CID covers the requirements for a felt hat with chin strap intended for wear by male personnel of the Department of Defense.

2. CLASSIFICATION. The hat shall be of one (1) type and class in the following sizes:

2.1 Classes:

Class 1 - Army/Marine Corps (MC) Olive Drab 441
Class 2 – Air Force (AF) Blue 1571

2.1.1 Sizes.

Schedule of sizes

6-1/2	7-1/4
6-5/8	7-3/8
6-3/4	7-1/2
6-7/8	7-5/8
7	7-3/4
7-1/8	

3. SALIENT CHARACTERISTICS

3.1 Description. The hat shall be of fur felt in campaign style, having a leather chin strap with a sliding keeper and buckle and have grosgrain ribbon and bow trim (see Figure 1). The hat shall be a "Montana" peak crown model which height measurement varies depending on the size

Beneficial comments, recommendations, additions, deletions, clarifications, and any data that may improve this document should be sent to: Attn: DLA Troop Support, 700 Robbins Avenue, Philadelphia, PA 19111-5096. Since contact information can change, verify the currency of the address information using Acquisition Streamlining and Standardization Information System ASSIST online database https://assist.dla.mil.

AMSC N/A FSC 8405

DISTRIBUTION STATEMENT A. Approved for public release; distribution is unlimited.

Source: https://assist.dla.mil -- Downloaded: 2024-09-17T12:15Z
Check the source to verify that this is the current version before use.

(see Table III), a double thick, stiff, flat brim 3 (± 1/8) inch wide with grosgrain ribbon and bow trim securely hand or machine sewn with four (4) concealed tack stitches under the bow and four (4) tack stitches on the corners of the bow that do not have to be concealed; four (4) round eyelets in the crown for ventilation and two (2) oblong eyelets in the brim for the chin strap (see Figure 1).

3.1.1 Figures. Figures 1 and 2 are furnished for informational purposes only. To the extent of any inconsistencies between the written document and the figures, the written document shall govern.

3.2 Materials.

3.2.1 Basic material. The basic material shall be a felt from a fur mixture composed of only virgin cur furs. The finished felt shall conform to the requirements specified and when tested in accordance with the methods listed below in Table I.

TABLE I. Felt physical and colorfastness requirements.

Characteristic	Requirement	Test Method
Weight, oz./yd.^{2}, (min.)	25	ASTM D3776/D3776M, Opt. C
Bursting strength, lbf., (min.)	170	ASTM D3787
Colorfastness, grade (min.):		
Light (after 80 AFU or 340 kJ/(m^{2}nm) @ 420 nm) 2/	3-4	AATCC TM16.3 Opt. 3 1/
Perspiration	3-4	AATCC TM15 3/
Crocking (wet and dry)	3-4	AATCC TM8 4/
Dry cleaning	3-4	AATCC TM132 3/
Visual shade matching	See 3.2.2	See 3.2.2.1
Toxicity	See 3.12	See 3.12.1

1/ AFU: AATCC Fading Units.
2/ Rated using the AATCC EP1, Evaluation Procedure for Gray Scale for Color Change.
3/ Rated using the AATCC EP1, Evaluation Procedure for Gray Scale for Color Change and Rated using the AATCC EP2, Evaluation Procedure for Gray Scale for Staining.
4/ Rated using the AATCC EP8, Evaluation Procedure for AATCC 9-Step Chromatic Transference Scale.

3.2.2 Color. The color of the felt material shall be Army and MC Olive Drab 441, and AF Blue shade 1571 or as specified in the contract or purchase order. The finished felt material shall match the standard sample for shade and appearance and shall be equal to or better than the standard sample with respect to all characteristics for which the standard sample is referenced (see 7.4).

3.2.2.1 Visual shade matching. The color and appearance of the felt material shall match the standard sample when viewed using the AATCC EP 9, Option C, (see 7.4.1) with a primary light

Source: https://assist.dla.mil -- Downloaded: 2024-09-17T12:15Z
Check the source to verify that this is the current version before use.

source simulating the spectral quality of average daylight, CIE Illuminant D65, with a color temperature of 6500 (± 200) Kelvin (K) illumination of 100 (± 20) foot candles. Alternatively, the color and appearance of the felt material shall match the standard sample with a primary light source simulating artificial daylight, CIE Illuminant D75, with a color temperature of 7500K (± 200) illumination of 100 (± 20) foot candles in lieu of D65, (see 7.4.2). The felt material shall also be a good match to the standard sample with a secondary source simulating the spectral quality of incandescent lamplight, CIE Illuminant A, with a color temperature of 2856K (± 200).

3.2.3 Sweatband. The sweatband shall be full grain, vegetable-tanned leather. The sweatband shall be 1-1/2 (± 1/8) inches wide, 0.04-inch thick, and shall be brown or black in shade. A plastic or oil silk interlining not less than 1-inch wide shall be zigzag-sewn between the sweatband and the hat. The ends of the sweatband shall be butted with zigzag or other ornamental offset stitch type.

3.3 Eyelets. The hat shall have four (4) round eyelets with an outside diameter of 1/4-inch and an inside diameter of 1/8-inch located on the crown for ventilation and two (2) oblong eyelets 1/2-inch wide by 7/8-inch long on the brim for the chin strap in accordance with markings on the patterns (see Figure 1). The eyelets shall be made of brass or aluminum and enameled in a shade closely matching the shade of the hat.

3.4 Chin strap, with keeper. Each hat shall have a black leather chin strap and keeper. The chin strap shall be 29 (± 1/4) inches long by 3/8 (± 1/16) inch wide with finished (back dyed) edges. The chin strap shall weigh 0.5 ounces. The sliding keeper shall be approximately 1/16-inch thick and shall conform in width to the width of the chin strap. The strap shall be pointed at the leading end and shall have 9 to 10 holes starting 1-inch from the pointed end centered on the strap approximately 1/2-inch apart.

3.5 Chin strap buckle. The buckle shall be a tongue-type, center-bar type made of rust-resistant 1/32-inch thick steel. It shall measure overall approximately 3/4-inch long by 9/16-inch wide and shall have openings measuring 3/8-inch wide.

3.6 Grosgrain ribbon. Each hat shall have a 12-ligne grosgrain 100 percent polyester ribbon hat band and bow trim. The ribbon and bow shall be dyed to match or approximate the shade of the Olive Drab 441 or AF Blue 3571. The ribbon and bow shall be constructed using yarn ply warp one (1) and yarn ply filling two (2) with warp denier 150 and is equivalent to count 36 Single (36s). The bow shall measure 4-inches and shall be centered on the left side, as the hat is worn (see Figure 1). The ribbon and bow shall conform to the requirements specified and when tested in accordance with the methods listed below in Table II.

TABLE II. Grosgrain ribbon physical and colorfastness requirements.

Characteristic	Requirement	Test Method
Fiber identification	100% polyester	AATCC TM20 (see 7.5)
Weave	Grosgrain	Visual
Width, ligne	12 ligne (± 1/2) 1/	Ruler
Weight per gross yard (min.)	30 ounces	ASTM D3776/D3776M, Opt. D

Source: https://assist.dla.mil -- Downloaded: 2024-09-17T12:15Z
Check the source to verify that this is the current version before use.

TABLE II. Grosgrain ribbon physical and colorfastness requirements. – Continued

Characteristic	Requirement	Test Method
Yarns per inch (min.)		
Filling	68	ASTM D3775
Warp ends, full width, including selvage	236	ASTM D3775
Colorfastness, grade (min.)		
Light (after 40 AFU or 340 kJ/(m^2nm) @ 420 nm) 3/	3-4	AATCC TM16.3 Opt. 3 2/
Perspiration	3-4	AATCC TM15 4/
Dry cleaning	3-4	AATCC TM132 4/

1/ 12-ligne is equal to 1-inch.
2/ AFU: AATCC Fading Units.
3/ Rated using the AATCC EP1, Evaluation Procedure for Gray Scale for Color Change.
4/ Rated using the AATCC EP1, Evaluation Procedure for Gray Scale for Color Change and rated using the AATCC EP2, Evaluation Procedure for Gray Scale for Staining.

3.7 Thread. The sewing thread used in the applications (butting sweatband, edge stitching brim, ribbon band assembly, bow, interlining to sweatband, and reed covering tacking) shall be in accordance with Type II or VI of A-A-59826. Hats using Olive Drab 441 felt shall be sewn with thread approximating the Olive Drab 441 shade. Thread for hats using AF Blue 1571 felt shall be black.

3.7.1 Stitches, seams and stitching. All seams and stitching shall conform to ASTM D6193. All seams shall have 10-12 stitches per inch. Seam allowances shall be maintained with seams sewn so that no raw edges, runoffs, pleats or open seams occur. Thread tensions shall be maintained so that there will be no loose stitching resulting in loose bobbin or top thread or excessively tight stitching resulting in puckering of the materials sewn. All seams shall start and finish evenly. The trimming shall not exceed 1/16-inch. The edge and top stitching shall be uniformly gauged.

3.7.1.1 Type 301 stitching. All joining seams shall use a Type 301 stitching. Ends of all stitches shall be backstitched or overstitched not less than 1/4-inch except where ends are turned under or caught in other seams or stitches. Ends of a continuous line of stitching shall be backtacked or overstitched not less than 1/2-inch. The lock shall be imbedded in the materials sewn.

3.7.1.2 Repairs of type 301 stitching. Repairs of Type 301 stitching shall be as follows:

When thread breaks, skipped stitches, run-offs, or bobbin runouts occur during sewing, the stitching shall be repaired by restarting the stitching a minimum of 1/2-inch back of the end of the stitching. 1/

Thread breaks or two (2) or more consecutive skipped or run-off stitches noted during inspection of the item shall be repaired by overstitching. The stitching shall start a minimum of 1/2-inch in back of the defective areas, continue over the defective area

Source: https://assist.dla.mil -- Downloaded: 2024-09-17T12:15Z
Check the source to verify that this is the current version before use.

and continue a minimum of 1/2-inch beyond the defective area onto the existing stitching. Loose or excessively tight stitching shall be repaired by removing the defective stitching without damaging the materials and restitching in the required manner. 1/

1/ When making the above repairs, the ends of the stitching are not required to be backstitched.

3.7.1.3 Thread ends. All thread ends shall be trimmed to 1/4-inch maximum length.

3.7.2 Marking. The parts of the hat shall be marked to ensure a uniform shade and size throughout the hat. Any method of shade marking may be used except:

Metal fastening devices.
Sew-on type tickets.
Adhesive type tickets that leave traces of adhesive on the material after removal of the tickets.

3.8 Labels.

3.8.1 Combination size, identification, and instruction label. Each hat shall have a combination size, identification, and instructions label in accordance with Type IV or Type V, Class 4 of MIL-DTL-32075. Type IV label shall be embossed on the sweatband and Type V label shall be sewn on the inside seam of the sweatband and shall contain the following information:

SIZE:
NSN: XXXX-XX-XXX-XXXX
ITEM NAME:
CONTRACT NUMBER:
CONTRACTOR'S NAME
FIBER CONTENT:

3.8.2 Bar coded hang tag. Each hat shall be individually bar-coded with a commercially acceptable pressure sensitive label in accordance with Type VIII, Class 17 of MIL-DTL-32075. The barcoding element shall be a 13-digit National Stock Number (NSN). There shall be a 12-digit Universal Product Code (UPC) number assigned for all NSNs by the contracting activity. The initials "UPC" must appear beneath the code. The barcode for NSN and UPC type shall be a medium to high density and shall be human-readable interpretation (HRI), located so that it is completely visible on the hat when it is folded and/or packaged as specified and so it causes no damage to the hat. This UPC code must also be located so that it is completely visible. Each tag shall have in addition the following inscription:

MANUFACTURER'S NAME:
CONTRACT NUMBER:
SIZE:
NSN: XXXX-XX-XXX-XXXX
HAT, SERVICE, MAN'S, DRILL INSTRUCTOR

Source: https://assist.dla.mil -- Downloaded: 2024-09-17T12:15Z
Check the source to verify that this is the current version before use.

3.9 Patterns. The contractor is responsible for generating the patterns for the hat. The commercial patterns shall conform to the hat description (see 3.1) and finished measurements (see 3.10 and Table III).

3.10 Finished measurements. The hats shall be manufactured in the standard regular oval in the following commercial 1/8-inch sizes and head opening measurements. The finished hat shall conform to measurements as specified in Table III.

TABLE III. Hat size, head opening and height of crown.

Hat size	Head opening 1/	Height of crown 2/
6-1/2	20-1/2	4-15/16
6-5/8	20-7/8	5
6-3/4	21-1/4	5-1/16
6-7/8	21-5/8	5-1/8
7	22	5-3/16
7-1/8	22-3/8	5-1/4
7-1/4	22-3/4	5-5/16
7-3/8	23-1/8	5-3/8
7-1/2	23-1/2	5-7/16
7-5/8	23-7/8	5-1/2
7-3/4	24-1/4	5-9/16
Tolerance	± 1/4	

1/ Lay the hat on a table with head opening facing up. Measure inside circumference around the top edge of opening on the finished hat.
2/ At top of the hat measure from center of crown down to brim (see Figure 2).
NOTE: All measurements are to be made using a metal measuring tape.

3.11 Finished hat weight. The finished hat shall weigh between 7 and 9 ounces (± 0.5) on a calibrated scale.

3.12 Toxicity. Unless otherwise specified in the contract or procurement documents, the finished hat shall not present a health hazard and shall show compatibility with prolonged, direct skin contact when tested as specified in 3.12.1.

3.12.1 Toxicity test. When the toxicity requirement (see 3.12) can be demonstrated with historical use data, on the finishing treatments used, toxicity testing may not be required, (see 7.1.4 and 7.6).

3.13 Workmanship. The finished hat shall conform to the quality of the product established in this document. The hat shall be free from defects which would affect its serviceability, appearance, uniformity, and quality assurance standards defined by the technical data in the procurement documents.

Source: https://assist.dla.mil -- Downloaded: 2024-09-17T12:15Z
Check the source to verify that this is the current version before use.

4. REGULATORY REQUIREMENTS. Unless otherwise specified, the offeror/contractor is encouraged to use recovered, recycled, bio based, and environmentally preferable materials to the maximum extent practicable, in accordance with paragraph 23.403, 23.404(b) of the Federal Acquisition Regulation (FAR), or the sustainable acquisition of EO 13693; as applicable, (see 7.1.2).

5. PRODUCT CONFORMANCE PROVISIONS.

5.1 Product conformance. The hat shall meet the salient characteristics of this CID conform to the producer's own drawings, specifications, standards, and quality assurance practices, and be the same product offered for sale in the commercial marketplace. The Government reserves the right to require proof of such conformance.

5.2 Market acceptability. The finished hat offered must have been sold to the government or commercial market.

5.3 End item inspection procedures. Sampling for inspection shall be conducted in accordance with ASQ/ANSI Z1.4 – Sampling Procedures and Tables for Inspection of Attributes (see 7.2.2).

5.4 Visual examination. Each finished hat shall be examined for the defects listed in Table IV as defined in ASTM D3990. The lot size shall be expressed in units of one (1) hat. The sample unit shall be one (1) hat.

TABLE IV. Visual examination defects.

Material defects: Any hole, cut, tear, permanent fold, pleat, or crease; any spot or stain on outside, discoloration or color not as specified, any outwardly visible part shaded, any serious material defects or objectionable odor.
Stitches, seams and stitching: Loose or tight stitching tension, broken or skipped stitches, needle chew, any part caught in an unrelated operation or stitching, raw edge, thread ends not removed, any seam slippage, re-stitching, pleating or puckering; distorted, open, pulled or snagged stitches, twisted, ragged or inconsistent edge.
Workmanship: Any component part omitted, twisted, not specified size, missing, misplaced or distorted parts; poorly shaped, any dimension of item not as specified; design not as specified. Failure to meet product conformance; serviceability, reliability and quality of materials as defined by this document.
Labels: Label(s) missing, incorrect, or illegible; bar code or UPC code label omitted or not readable by scanner; human-readable interpretation (HRI) omitted or illegible; bar code not visible on folded packaged item, bar code label causes damage to the item.
Packaging: Not packaged in accordance with the contract or procurement documents.

5.5 Dimensional examination. The finished hat shall conform to the dimensions specified in Table III when measured as stated. Any dimension that is not within the established tolerance shall be classified as a defect. The sample unit shall be one (1) hat.

Source: https://assist.dla.mil -- Downloaded: 2024-09-17T12:15Z
Check the source to verify that this is the current version before use.

5.6 Acceptance criteria. Acceptance criteria shall be as specified in the contract or procurement documents (see 7.6).

6. PACKAGING. The preservation, packing and marking shall be as specified in the contract or order (see 7.6).

7. NOTES.

7.1 Source of Government documents.

7.1.1 Copies of Government documents are available online at https://quicksearch.dla.mil.

7.1.2 EPA and EO 13693 information is available online at https://www.epa.gov.

7.1.3 Federal Acquisition Regulations (FAR) are available online at https://acquisition.gov.

7.1.4 Toxicity testing. If dermal toxicity testing is required, it will be conducted in accordance with Title 40, Protection of Environment, Code of Federal Regulations current edition and applicable sections, which are also consistent with the following OECD tests:

Skin Sensitization 406 and Dermal Irritation 404 (https://www.oecd-ilibrary.org/environment/oecd-guidelines-for-the-testing-of-chemicals-section-4-health-effects_20745788?page=1).

Dermal Sensitization (https://www.law.cornell.edu/cfr/text/40/798.4100).
Dermal Toxicity (https://www.law.cornell.edu/cfr/text/40/798.2250).

7.2 Source of non-Government documents.

7.2.1 ASTM Standards are available for purchase online at https://www.astm.org.

7.2.2 AATCC Test Methods are available for purchase online at https://aatcc.org.

7.2.3 ASQ/ANSI Z1.4 – Sampling Procedures are available online at https://asq.org.

7.3 Intended use. The hats are intended for use by male Military personnel.

7.4 Standard samples. For access to standard shade samples of cloth, address the contracting activity issuing the invitation for bids or request for proposal.

7.4.1 Visual shade matching. In 2017, Option A of AATCC EP9 was changed to Option C. NOTE: In case of confusion, the viewing geometry should be "The specimen plane and illumination source will be parallel to each other and aligned so that the light flux is incident at the center of the specimen plane, which is set at a 35 (± 5º) angle relative to the horizontal. The observer will view the specimens at a 90º angle, relative to the plane of the specimens".

Source: https://assist.dla.mil -- Downloaded: 2024-09-17T12:15Z
Check the source to verify that this is the current version before use.

7.4.2 In 2022, the U.S. Military (All Services) accepted D65 as the new preferred light source for visual shade matching due to the supply chain issues with D75. If the light source is not indicated on the DD1222, D65 will be assumed by the Government Shade Laboratory.

7.5 Certificate of compliance. The contracting activity may select to accept a certificate of compliance for a stated requirement.

7.6 Ordering data. Acquisition documents should specify the following:

a. Title, number, and date of this commercial item description.
b. Size required (see 2).
c. Color required (see 3.2.2).
d. When toxicity testing is required (see 3.12).
e. Product conformance (see 5.1).
f. Acceptance criteria (see 5.6).
g. Packaging requirements (see 6).

7.7 Key words.

Felt
Grosgrain
Headwear
Polyester

THIS SPACE INTENTIONALLY LEFT BLANK

Source: https://assist.dla.mil -- Downloaded: 2024-09-17T12:15Z
Check the source to verify that this is the current version before use.

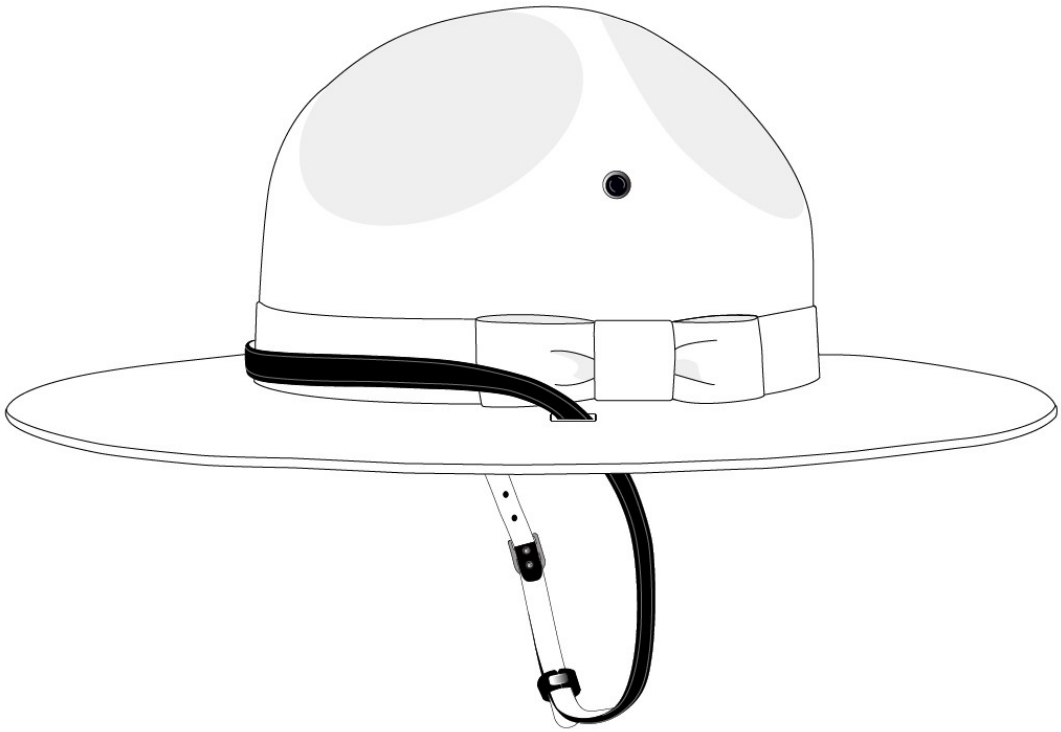

FIGURE 1. Hat, Service, Man's, Drill Instructor.

Source: https://assist.dla.mil -- Downloaded: 2024-09-17T12:15Z
Check the source to verify that this is the current version before use.

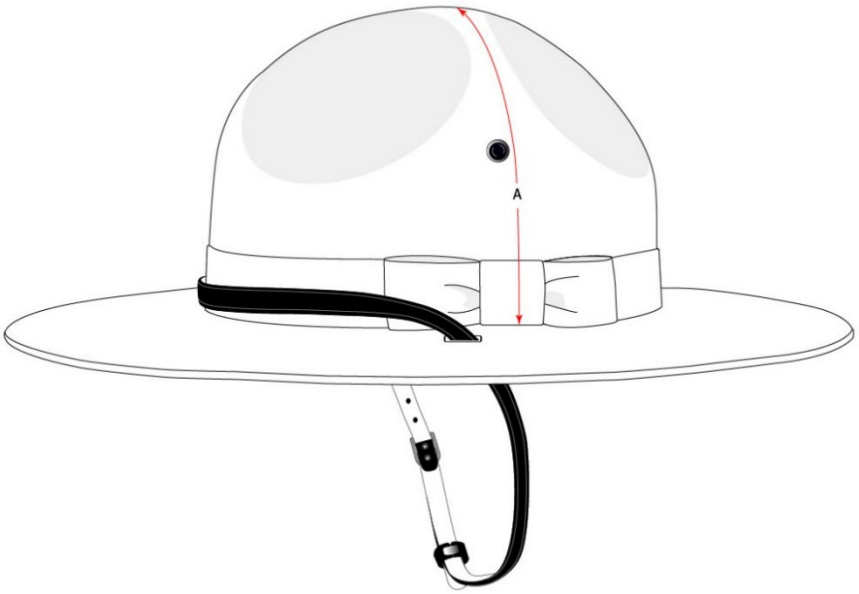

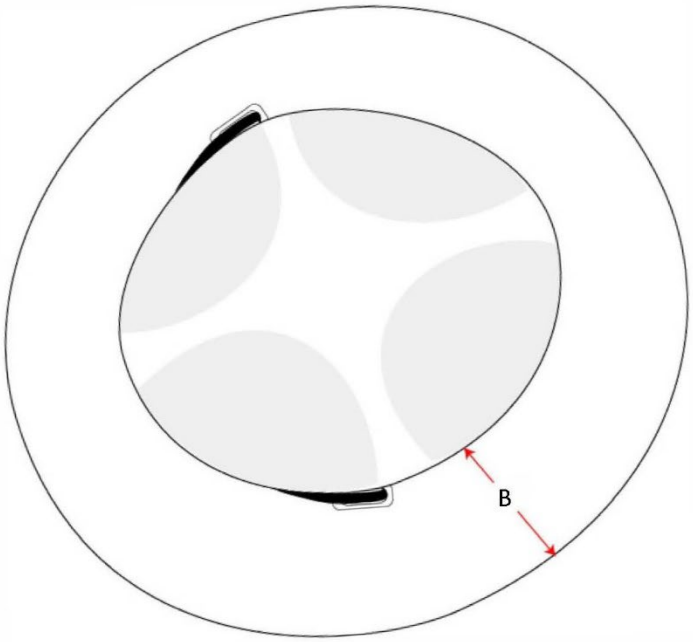

FIGURE 2. Points of Measurement (see 3.1).

Source: https://assist.dla.mil -- Downloaded: 2024-09-17T12:15Z
Check the source to verify that this is the current version before use.

MILITARY INTERESTS:

Custodians:
Army - GL
Navy - MC
Air Force - 11

Review activities:
Army - MD

CIVIL AGENCY COORDINATING ACTVITY:
GSA-FAS

Preparing Activity
DLA-CT

(Project 8405-2024-003)

NOTE: The activities listed above were interested in this document as of the date of this document. Since organizations and responsibilities can change, you should verify the currency of the information above using ASSIST Online database at https://assist.dla.mil.

Source: https://assist.dla.mil -- Downloaded: 2024-09-17T12:15Z
Check the source to verify that this is the current version before use.