ELECTRIC WALL HEATER SCHEDULE	
ROOM	WATTS
OFFICE	3,000
FIRST AID	1,500
LOCKER	1,500
INFORMATION	2,000
LIFE GUARD OFFICE	2,000
TOWER	4,000

NOTS: EACH ELECTRIC WALL HEATER SHALL HAVE 2-SPEED FAN CONTROL

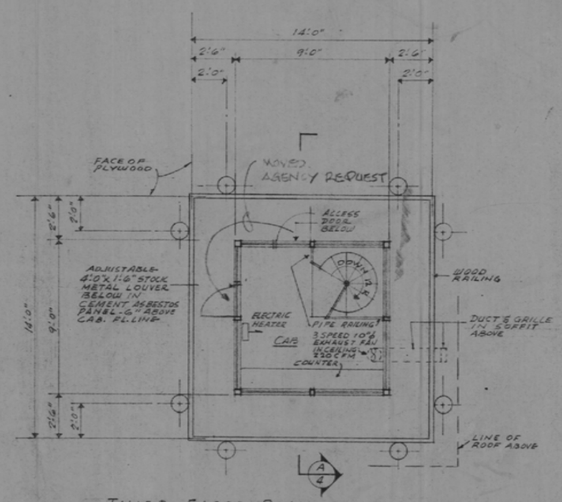

THIRD FLOOR PLAN

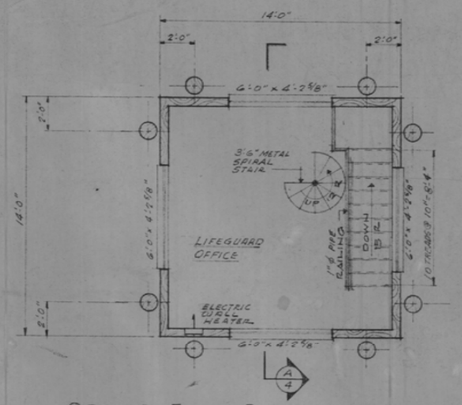

SECOND FLOOR PLAN

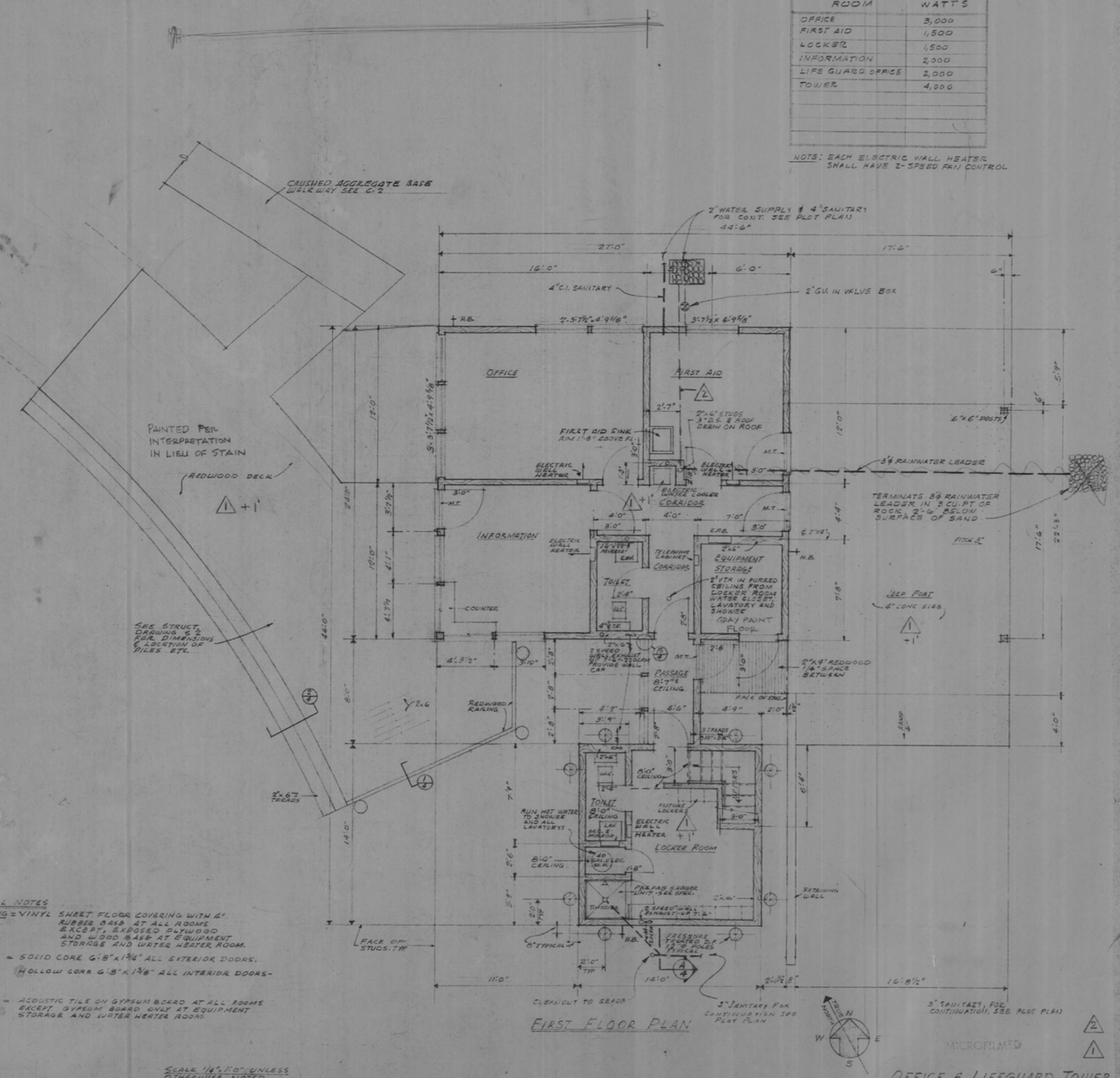

FIRST FLOOR PLAN

GENERAL NOTES

FLOORING = VINYL SHEET FLOOR COVERING WITH 4" RUBBER BASE AT ALL ROOMS EXCEPT, EXPOSED PLYWOOD AND WOOD BASE AT EQUIPMENT STORAGE AND WATER HEATER ROOM.

DOORS = SOLID CORE 6'-8" x 1 3/4" ALL EXTERIOR DOORS.
HOLLOW CORE 6'-8" x 1 3/8" ALL INTERIOR DOORS.

CEILING = ACOUSTIC TILE ON GYPSUM BOARD AT ALL ROOMS EXCEPT GYPSUM BOARD ONLY AT EQUIPMENT STORAGE AND WATER HEATER ROOM.

SCALE 1/4" = 1'-0" UNLESS OTHERWISE NOTED

OFFICE & LIFEGUARD TOWER

MICROFILMED

AS BUILT

STATE OF CALIFORNIA
DEPARTMENT OF GENERAL SERVICES
OFFICE OF ARCHITECTURE AND CONSTRUCTION
BY DEPUTY STATE ARCHITECT

DESIGNED GRAVELLE | FOR CAPTAIN J.A. FRED
DRAWN ALVARO-BURKE | CHECKED ALDONE
ASSISTANT STATE ARCHITECT
DATE FILED 9-18-66 | W.O. 2801 0822

PROJECT CONTINUING DEVELOPMENT
CLIENT DIVISION OF BEACHES AND PARKS
LOCATION STINSON STATE BEACH, MARIN COUNTY

SHEET 2 OF 8
FILE 21-A-45

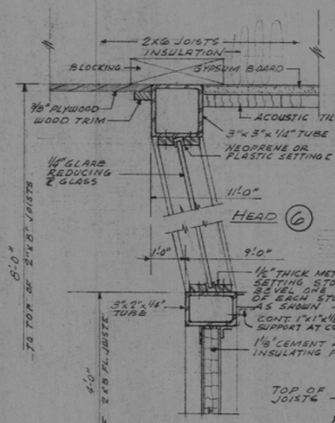

WINDOW SILL (7)
VERT. MULLION GLASS
BOTH SIDES SIMILAR

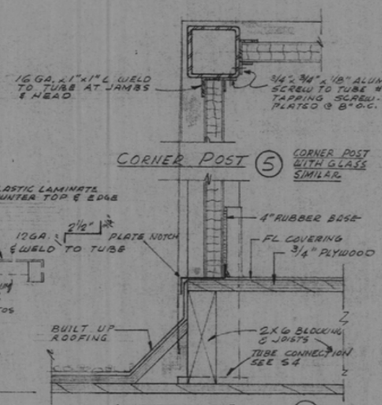

CORNER POST (5)
CORNER POST WITH GLASS SIMILAR

AT CAB FLOOR (8)

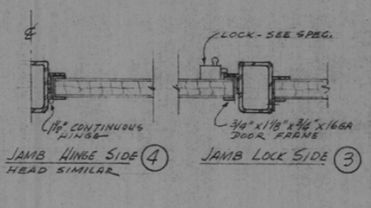

JAMB HINGE SIDE (4)
HEAD SIMILAR

JAMB LOCK SIDE (3)

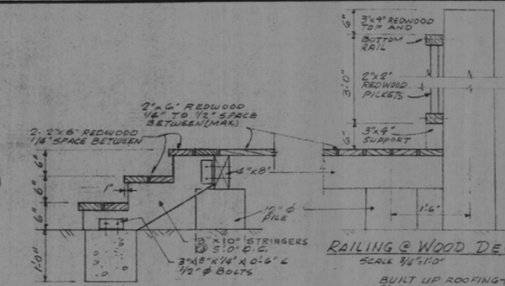

STEPS @ WOOD DECK (2)
SCALE 3/4"=1'-0"

RAILING @ WOOD DECK (1)
SCALE 3/4"=1'-0"

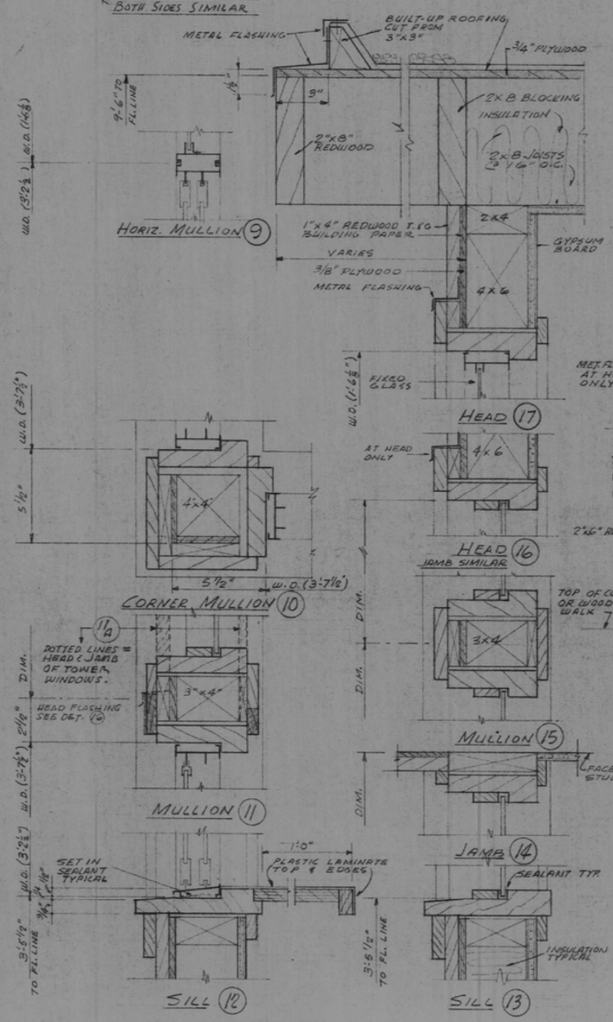

HORIZ. MULLION (9)

HEAD (17)

HEAD (16)
JAMB SIMILAR

MULLION (15)

JAMB (14)

HEAD (18)
JAMB SIMILAR

METAL THRESHOLD (19)

MULLION (24)
OPP. WINDOW JAMB SIMILAR

MULLION (23)

HEAD (22)
JAMB SIMILAR

CORNER MULLION (10)

(11A) DOTTED LINES = HEAD & JAMB OF TOWER WINDOWS.
HEAD FLASHING SEE DET. (1a)

MULLION (11)

SILL (12)

SILL (13)

MULLION (20)

SILL (21)

SECTION (A)
SCALE 1/2"=1'-0"

SCALE 3/4"=1'-0" UNLESS OTHERWISE NOTED

MICROFILMED

NO AS BUILT CHANGES

OFFICE & LIFEGUARD TOWER

STATE OF CALIFORNIA
DEPARTMENT OF GENERAL SERVICES
OFFICE OF ARCHITECTURE AND CONSTRUCTION
BY [signature] for DEPUTY STATE ARCHITECT

DESIGNED J.C.E.
DRAWN
ASSISTANT
DATE FILED 9-12-66
W.O. C2 01 082C
JOE CAPTAIN
CHECKED
ARCHITECT

PROJECT CONTINUING DEVELOPMENT
CLIENT DIVISION OF BEACHES AND PARKS
LOCATION STINSON STATE BEACH, MARIN COUNTY

SHEET 4 OF 8
FILE 21-A-45

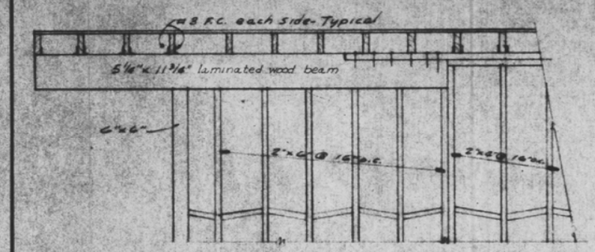

SECTION (1)
1/2"=1'-0"

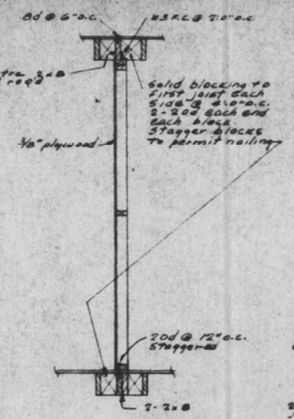

SECTION (2)
1/2"=1'-0"

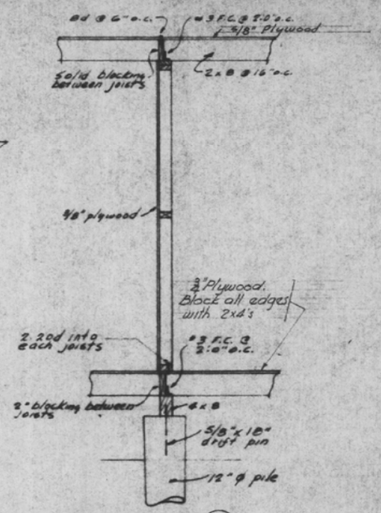

SECTION (3)
1/2"=1'-0"

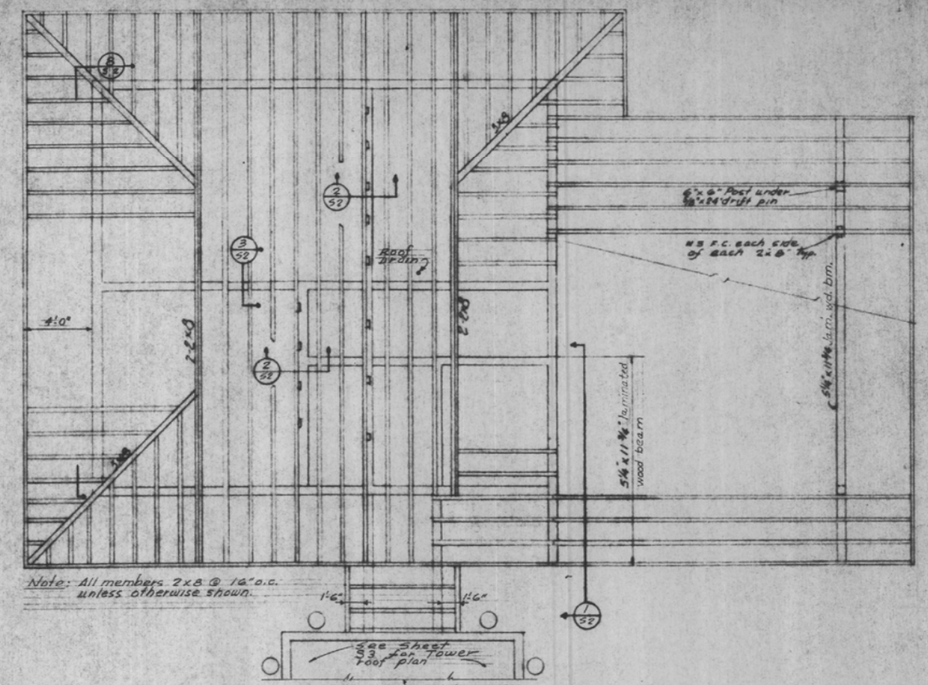

Note: All members 2x8 @ 16" o.c. unless otherwise shown.

ROOF FRAMING PLAN

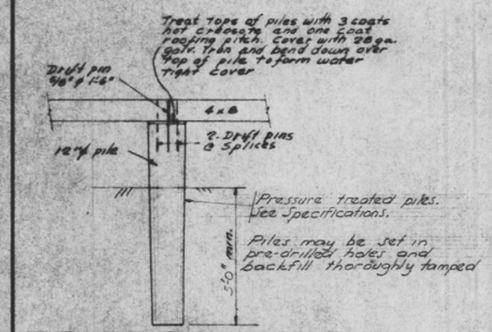

TYPICAL PILE UNDER OFFICE & DECK (4)
1/2"=1'-0"

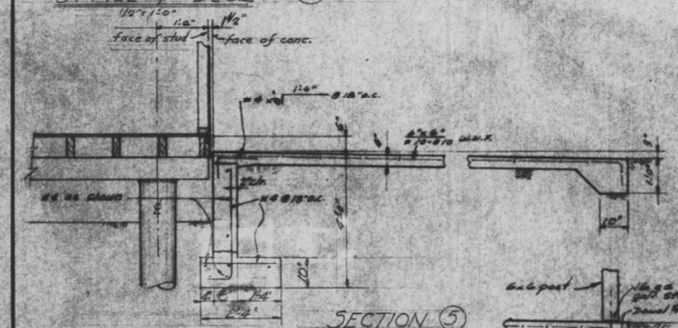
face of stud
face of conc.
1'-6"
1 1/2"
#4 @ 18" o.c.
2x6
2x6
2x6

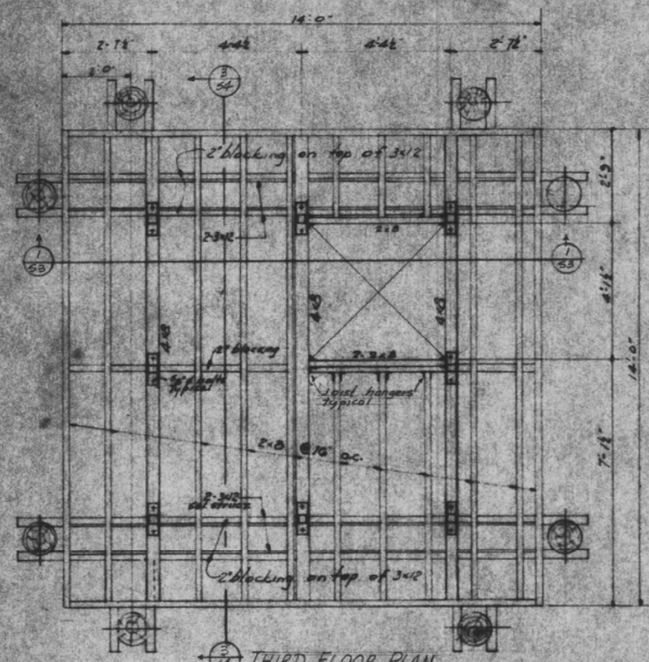

THIRD FLOOR PLAN

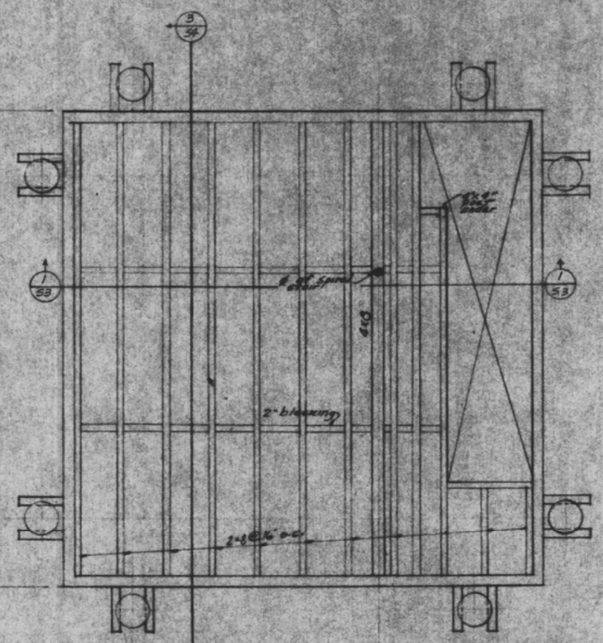

SECOND FLOOR PLAN

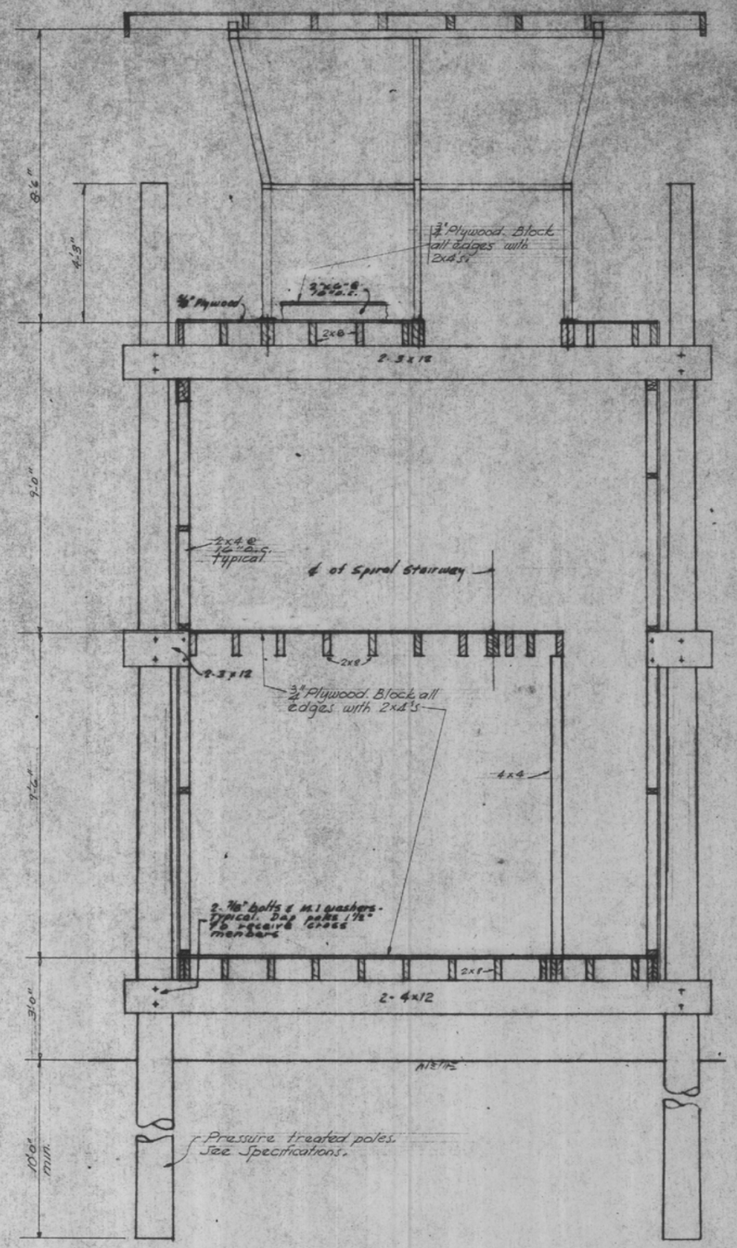

SECTION 1

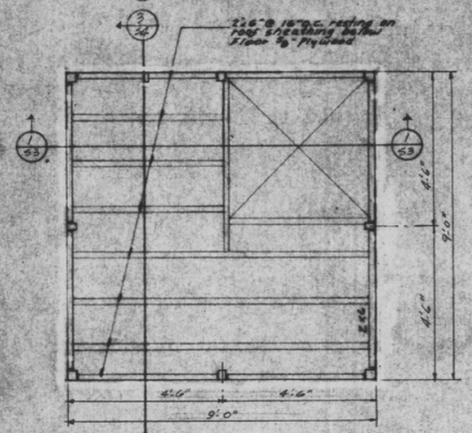

CAB FLOOR PLAN

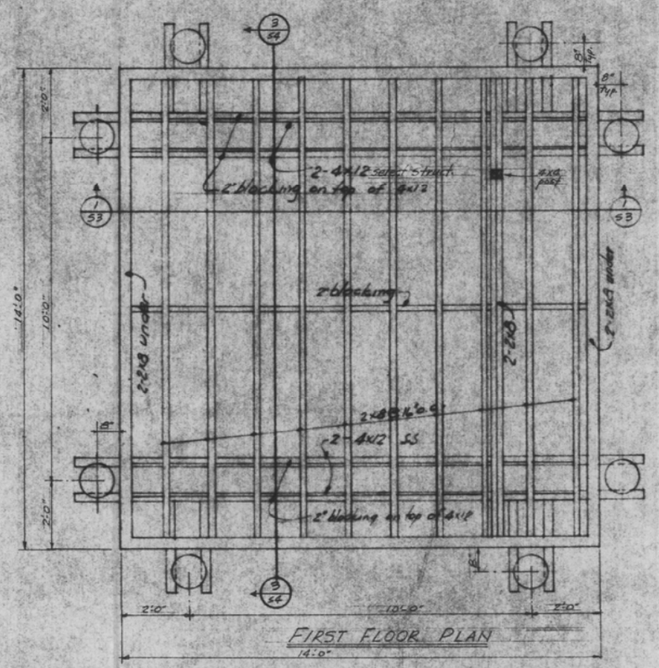

FIRST FLOOR PLAN

SCALE 1/4"=1'-0" UNLESS OTHERWISE NOTED

LIFEGUARD TOWER

STATE OF CALIFORNIA
DEPARTMENT OF GENERAL SERVICES
OFFICE OF ARCHITECTURE AND CONSTRUCTION
BY DEPUTY STATE ARCHITECT

DESIGNED	JOE CATHAM
CHECKED	
DRAWN	C.R. OWL
CHECKED	S. MILLER
ASSISTANT STATE ARCHITECT	
DATE FILED	9-15-66
W.O.	C801 0822C

PROJECT CONTINUING DEVELOPMENT
CLIENT DIVISION OF BEACHES AND PARKS
LOCATION STINSON STATE BEACH, MARIN COUNTY

SHEET 53 OF FOUR
FILE 21-A-7

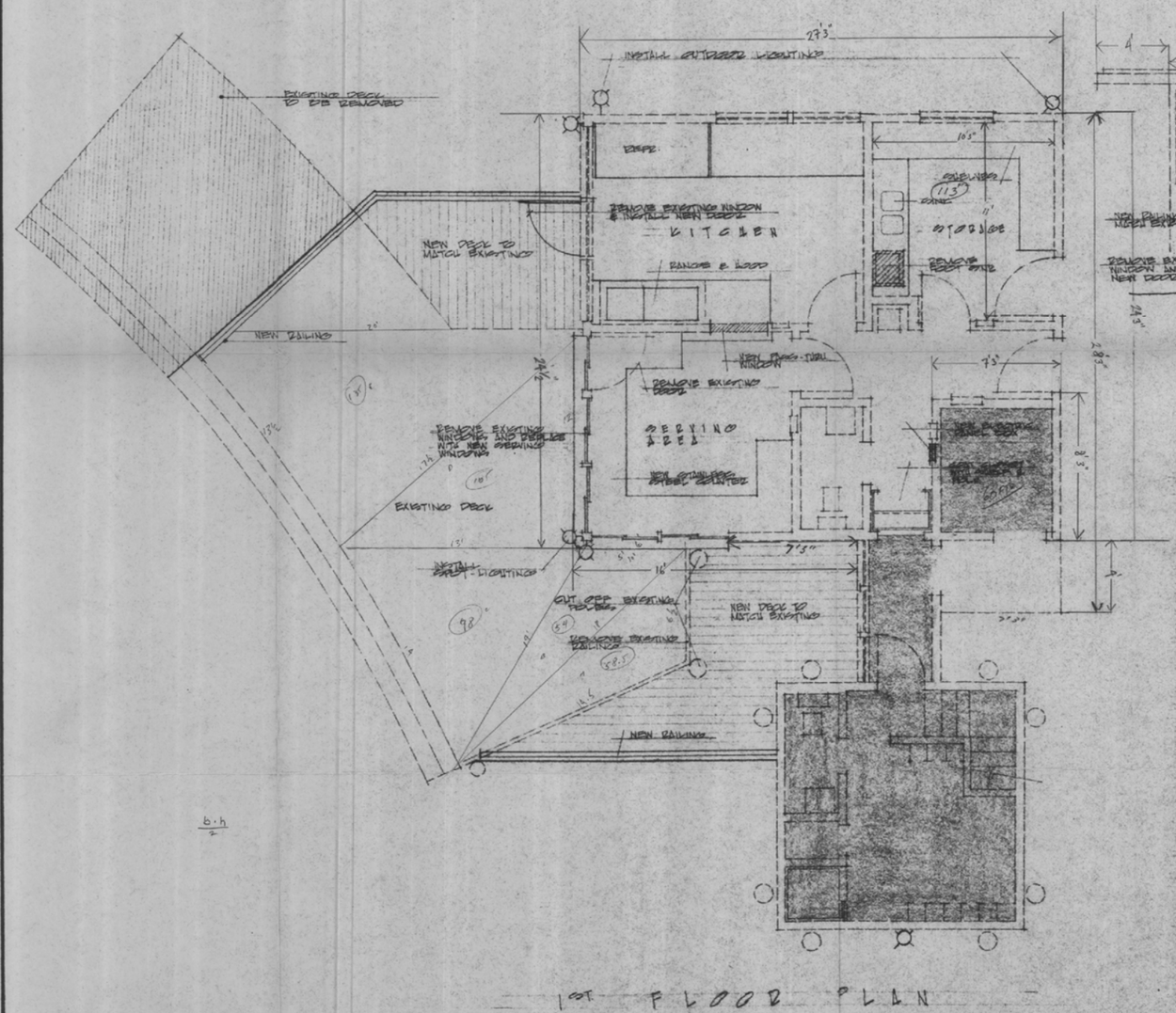

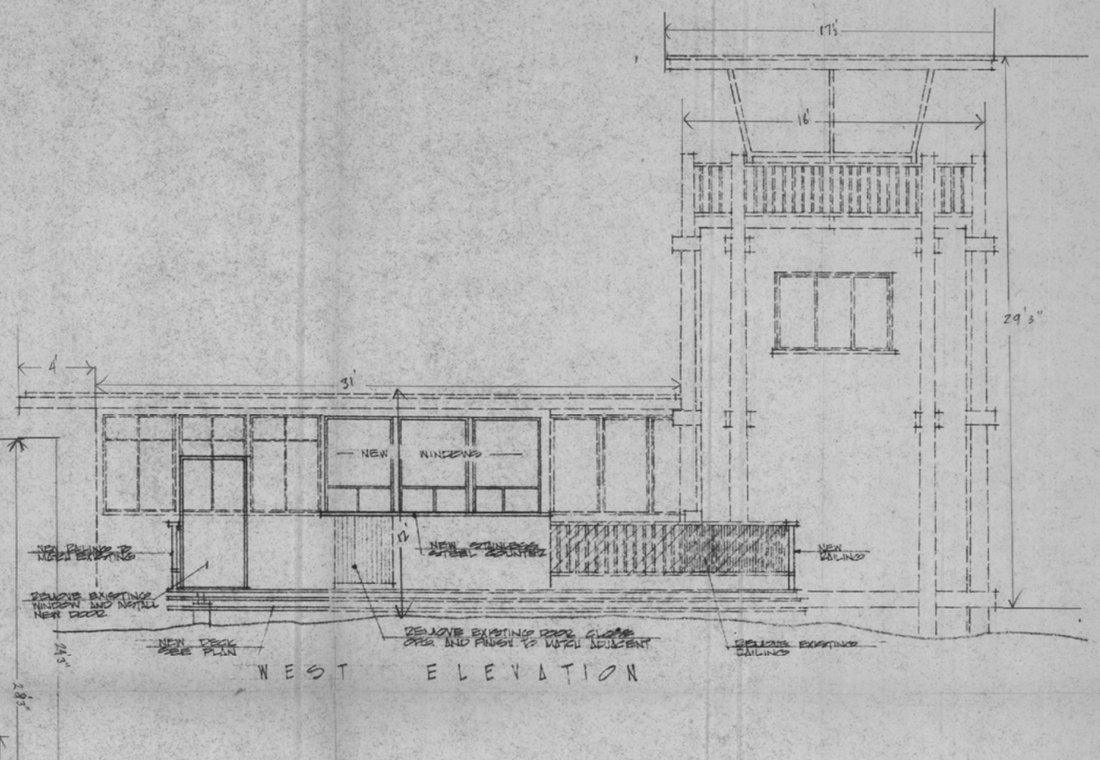

OUTLINE SPECIFICATIONS

NOTE INCLUDED:
ALL LABOR, MATERIALS, SERVICES AND EQUIPMENT NECESSARY TO REMODEL PORTIONS OF THE EXISTING LIFEGUARD BUILDING FOR USE AS A CONCESSION. IN GENERAL THIS WORK INCLUDES THE REMODELING WORK IN THE WAY OF THE NEW ARRANGEMENT AS SHOWN ON THIS DRAWING BY APPLICABLE CRAFTS TO REPORT A COMPLETE AND FINISHED CONSTRUCTION. NEATLY REPLACE PATCH AND FINISH DISPLACED OR DAMAGED ADJACENT FEATURES. JOIN NEW AND OLD WORK INCONSPICUOUSLY.

SALVAGED ITEMS REMOVED IN THE ALTERATIONS MAY BE REUSED IF IN GOOD CONDITION AND ARE APPROVED BY THE STATE FOR REUSE. SALVAGED ITEMS OF VALUE NOT REUSED ARE THE PROPERTY OF THE STATE AND ARE TO BE STORED ON THE PREMISES AS DIRECTED.

PROVIDE PROTECTION AGAINST WEATHER AND CONSTRUCTION OPERATIONS FOR EXISTING EQUIPMENT, FINISHES, BUILDING FIXTURES, HARDWARE, ETC. IN AND ABOUT THE ALTERED AREAS.

ALL WORK SHALL BE IN CONFORMANCE WITH STATE AND LOCAL HEALTH AND SAFETY CODES AND SAFETY ORDERS.

INTERIOR PARTITION LAYOUT AND EQUIPMENT NEEDED TO OPERATE CONCESSION ARE SUBJECT TO MODIFICATION BY THE CONCESSIONER. SUBMIT DETAILED LAYOUT TO THE STATE FOR APPROVAL PRIOR TO INSTALLATION.
ALL WORK SHOWN ON THE DRAWINGS SHALL BE INSTALLED BY THE CONCESSIONER COMPLETE.

UTILITIES
ELECTRICAL - PROVIDE NEW UNDERGROUND SERVICE AND PANELBOX FOR CONCESSION OPERATION. THE CONCESSION SERVICE IS TO BE METERED SEPERATE FROM THE STATE'S. THE CONCESSIONAIRE SHALL BE RESPONSIBLE FOR OBTAINING PERMITS, PAYING FOR ALL CONNECTIONS AND RUNNING OF LINES FROM UTILITY CO.

ALL UTILITIES MUST BE APPROVED BY THE STATE BEFORE INSTALLATION.
THE CONCESSIONER SHALL VERIFY THE LOCATION AND SUPPLY OF ALL UTILITIES PRIOR TO BIDDING.

BUILDING FINISHES.
EXTERIOR WALLS - TO MATCH ADJACENT
INTERIOR WALLS - 1/2" GYPSUM BOARD, TAPED TOPPED AND TEXTURED TO U.S. GYPSUM SPECIFICATIONS. PAINTED 2 COATS OF ENAMEL PAINT. STIPPLED FINISH. COLOR WHITE. PAINT EXISTING INTERIOR WALLS WITH 2 COATS POLYI - GLOSS ENAMEL - STIPPLED FINISH - COLOR WHITE.
FLOORS - SHEET VINYL FLOORING TO MATCH EXISTING.
LIGHTING - DETAILED LAYOUT AND LIGHTING FIXTURE SCHEDULE SHALL BE SHOWN ON WORKING DRAWINGS.
MECHANICAL - DETAILED LAYOUT AND FIXTURE SCHEDULE SHALL BE SHOWN ON WORKING DRAWING.
SHEETMETAL EXPOSED TO THE WEATHER SHALL BE LEAD, STAINLESS STEEL, COPPER OR TITANIUM .032" THICK.
HARDWARE - ALL HARDWARE SHALL BE GOLD PLATED OR BRONZE WITH A LACQUER COATING (OTHER MATERIALS SHALL NOT BE USED BECAUSE OF THE CORROSIVE ACTION OF THE SALT AIR.
WINDOWS - 1-1/2" ANODIZED ALUMINUM FRAMES. FINISH TO MATCH EXISTING WINDOWS.
COUNTER TOP - STAINLESS STEEL

GENERAL:
IT SHALL BE THE RESPONSIBILITY OF THE CONCESSIONER TO MAINTAIN HIS PORTION OF THE INTERIOR OF THE BUILDING IN A FIRST CLASS CONDITION, INCLUDING MAINTENANCE, HOUSEKEEPING AND STRUCTURAL REPAIRS AS DETERMINED BY THE PARK SUPERVISOR.
AT THE EXTERIOR OF THE BUILDING, CONCESSIONER SHALL BE RESPONSIBLE FOR HOUSEKEEPING A 75' PERIMETER AROUND BUILDING. THE PARK SHALL HAVE THE RESPONSIBILITY FOR EXTERIOR STRUCTURAL REPAIRS & BUILDING FINISHES.

PARKING, DELIVERIES & GARBAGE CAN PLACEMENT ARE AT THE DISCRETION OF THE PARK SUPERVISOR. CONCESSIONER SHALL COORDINATE WITH THE PARK SUPERVISOR FOR THE HANDLING OF THESE ITEMS.
SIGNS: ALL SIGNS AND LOCATIONS FOR SIGNS SHALL BE APPROVED BY THE STATE. SUBMIT DETAILED DRAWINGS SHOWING DESIGN AND LOCATION.

LEGEND

SCALE 1/4" = 1'0"

- EXISTING TO REMAIN
- EXISTING TO BE REMOVED
- NEW WORK
- PARK FACILITIES

N

EXHIBIT I

DESIGNED M E U G E R
DRAWN W. L. U.
CHECKED CARLSON

REVISIONS	DATE
COPY PLEASE CREDIT NATIONAL PARK SERVICE CONCESSIONS (9-1-82)	

RESOURCES AGENCY OF CALIFORNIA
DEPARTMENT OF PARKS AND RECREATION
APPROVED: DATE 6/30/70

CONCESSION
STINSON STATE BEACH

DRAWING NO. 12348

SHEET NO. 1 OF 1

Golden Gate NRA, Park Archives, Office of Resource Management Records, GOGA 22217