UNITED STATES DEPARTMENT OF AGRICULTURE
FOREST SERVICE

NORTHERN REGION

BITTERROOT NATIONAL FOREST

TRAPPER CREEK JOB CORPS CENTER

RAVALLI COUNTY, MONTANA

MULTIPLE BUILDING LIFE SAFETY - FIRE ALARMS

PROJECT LOCATION

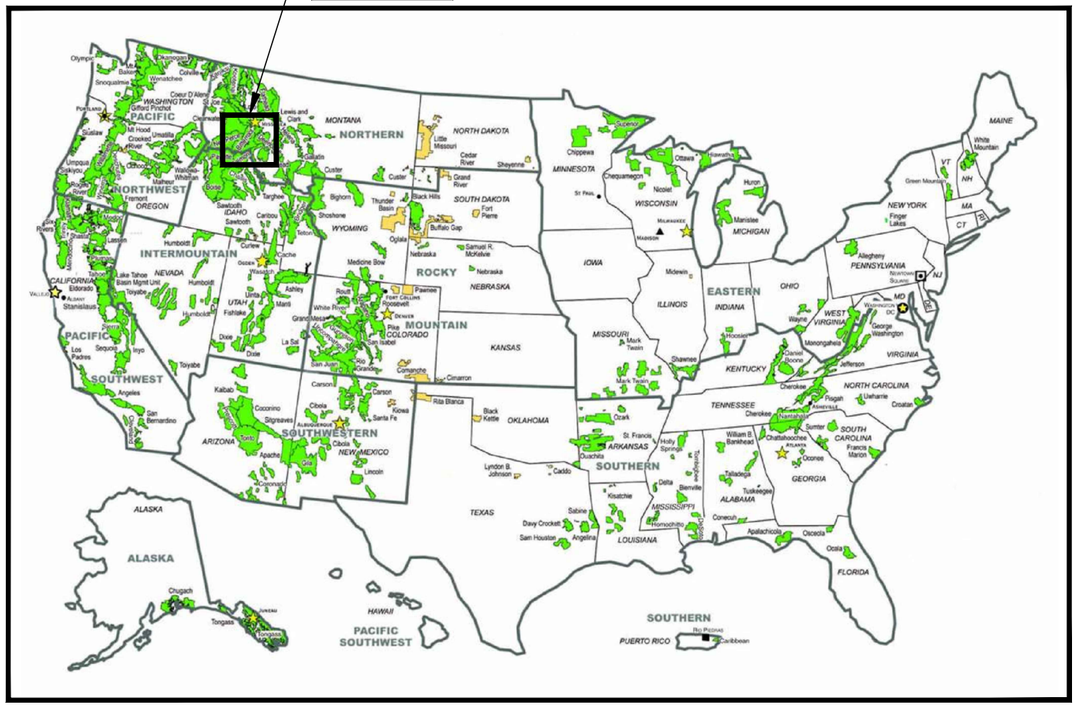

U.S. LOCATION MAP

INDEX

SHEET	SUB SHEET	TITLE OF SHEET	BUILDING
1.	T1.0	TITLE SHEET	GENERAL
2.	G1.0	CAMPUS MAP	GENERAL
3.	LS1.0	ADMINISTRATION PLAN	B16
4.	LS2.0	MASONRY SHOP PLAN	B67
5.	LS3.0	ELECTRICAL REPAIR SHOP PLAN	B70
6.	LS4.0	MEN'S DORM PLAN	B12
7.	LS5.0	FOOD SERVICE PLAN	B15
8.	LS6.0	RECREATION PLAN	B60
9.	LS7.0	CARPENTRY SHOP PLAN	B62

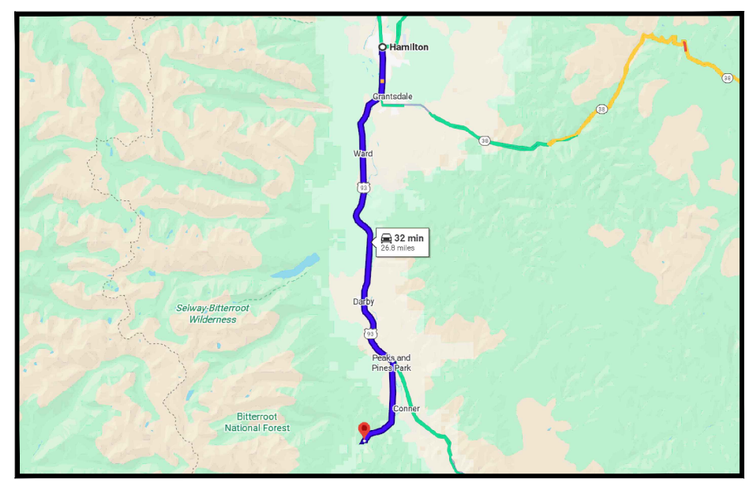

PROJECT ADDRESS
5139 WEST FORK RD,
DARBY, MT 59829

PROJECT LOCATION
(NO SCALE), SOURCE: GOOGLE 2025

UNITED STATES DEPARTMENT OF AGRICULTURE
FOREST SERVICE

JOB CORPS NATIONAL OFFICE

STAMPS, LOGOS, AND SEALS

NO.	REVISION / ISSUE	DATE
3		
2		
1		

PROJECT NAME
MULTIPLE BUILDING LIFE SAFETY - FIRE ALARMS

TRAPPER CREEK JOB CORPS CIVILIAN CONSERVATION CENTER

BITTERROOT NATIONAL FOREST

DRAWING TITLE
TITLE SHEET

ARCHIVE NO.

DESIGNER: A. GARRISON, PE
CHECKED: D. VALLES, PE
DATE: 12/2025
SUB SHEET NO.: T1.0
SHEET 01 OF 09

12/19/25 11:11 AGARRISON C:\USERS\AGARRISON\BOX\JCENG_PROJECTS\TRAPPERCREEK\03_MULTIBLDG\2025 MBLDG LS FA\DWGS\USFS-BDR-JCC-MBLDG LS FA DRAWINGS.DWG;

Trapper Creek Civilian Conservation Center

Darby, Montana

BUILDINGS

1 - TRANSITIONAL DORMITORY
2 - TRANSITIONAL DORMITORY
3 - TRANSITIONAL DORMITORY
6 - FACILITIES SHOP/ LAUNDRY
7 - CENTRAL VEHICLE MAINTENANCE
8 - WELDING SHOP / FORESTRY
9 - PAINTING/FORESTRY SHOPS
10 - MEN'S DORMITORY
11 - MEN'S DORMITORY
12 - MEN'S DORMITORY
13 - WOMEN'S DORMITORY
14 - MEDICAL DISPENSARY
15 - FOOD SERVICE
16 - ADMINISTRATION
18 - ACADEMIC EDUCATION
21 - GYMNASIUM
57 - WAREHOUSE
59 - FIRE CACHE
60 - RECREATION
62 - CARPENTRY SHOP
67 - MASONRY SHOP
70 - ELEC. REPAIR SHOP
73 - CARPENTRY STORAGE

STRUCTURES

A - WELL HOUSE
AA-STORAGE SHED
AB-STORAGE SHED
AC-GAZEBO
B - MAIN PUMP/GENERATOR HOUSE
BB-STORAGE SHED
C - FUEL DISPENSING SHELTER
CC-STORAGE SHED
D - ADVANCED WELDING SHED
DD-STORAGE SHED
E - SAND BLASTING SHED
EE-STORAGE SHED
F - FLAMMABLE STORAGE
FF-STORAGE SHED
G - MASONRY SHED
GG-STORAGE SHED
GH - GREENHOUSE
HH-STORAGE SHED
II-STORAGE SHED
JJ-STORAGE SHED
K - ELECTRICAL STORAGE
KK-GAZEBO
L - PUMP HOUSE
LL-STORAGE SHED
M - PAVILION
MM-STORAGE SHED
N - VOCATIONAL STORAGE
NN-STORAGE SHED
OO-STORAGE SHED
P - PAVILION - SMOKING
PP-STORAGE SHED
Q - PAVILION - SMOKING
QQ-STORAGE SHED
R - PAVILION - SMOKING
RR-GAZEBO
S - PAVILION - SMOKING
SS-STORAGE SHED
T - PAVILION - SMOKING
TT-STORAGE SHED
U - SAW SHED
UU-STORAGE SHED
VA - STORAGE SHED
VV - STORAGE SHED
WW-STORAGESHED
XX - GAZEBO
YY - GAZEBO
ZZ - STORAGE SHED

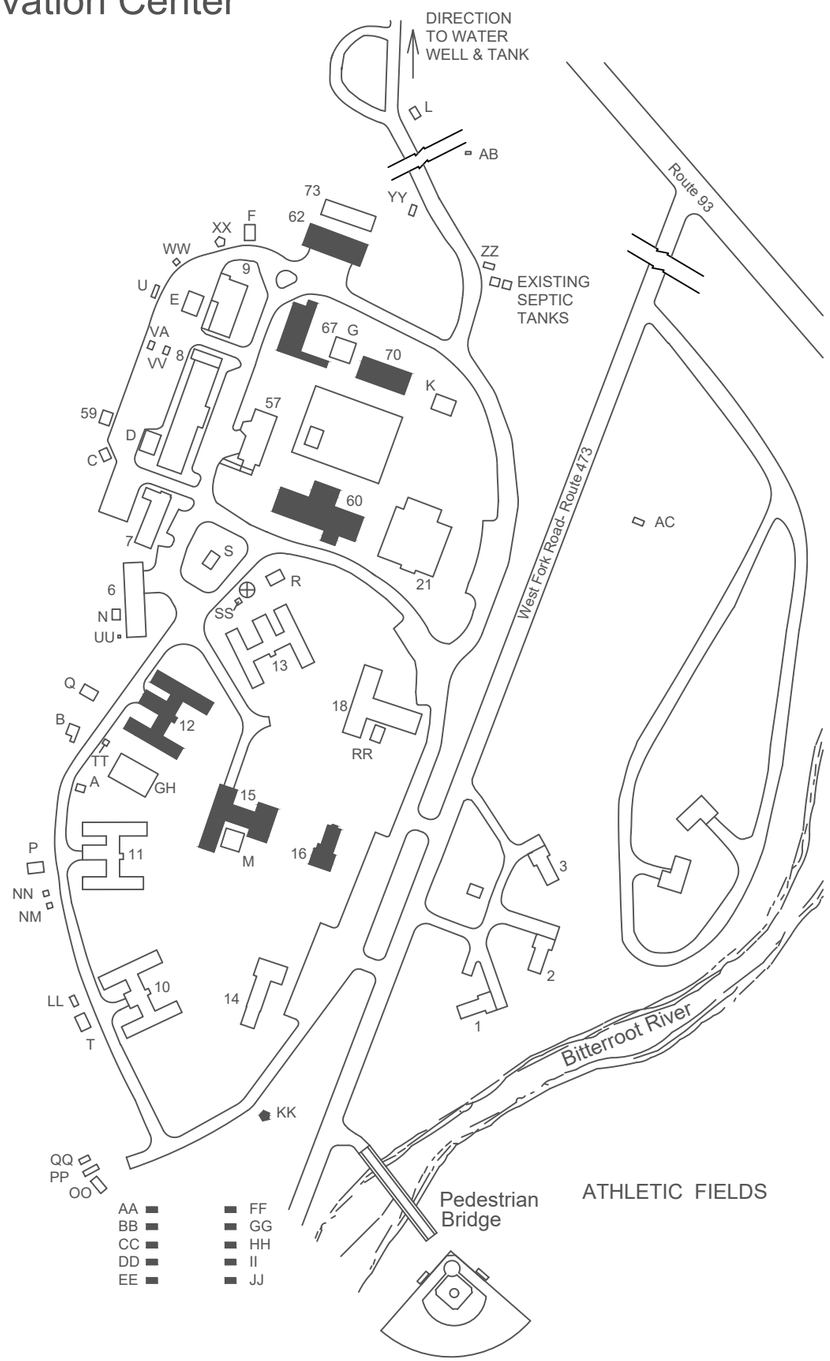

SOLID HATCH DENOTES BUILDINGS INCLUDED IN THIS CONTRACT

A / G1.0 CAMPUS MAP

NO SCALE

UNITED STATES DEPARTMENT OF AGRICULTURE

FOREST SERVICE

JOB CORPS NATIONAL OFFICE

STAMPS, LOGOS, AND SEALS

NO.	REVISION / ISSUE	DATE
3		
2		
1		

PROJECT NAME

MULTIPLE BUILDING LIFE SAFETY - FIRE ALARMS

TRAPPER CREEK JOB CORPS CIVILIAN CONSERVATION CENTER

BITTERROOT NATIONAL FOREST

DRAWING TITLE

CAMPUS MAP

ARCHIVE NO.

DESIGNER: A. GARRISON, PE

CHECKED: D. VALLES, PE

DATE: 12/2025

SUB SHEET NO.: G1.0

SHEET 02 OF 09

12/19/25 11:11 AGARRISON C:\USERS\AGARRISON\BOX\JCENG_PROJECTS\TRAPPERCREEK\03_MULTIBLDG\2025 MBLDG LS FA\DWGS\USFS-BDR-JCC-MBLDG LS FA DRAWINGS.DWG;

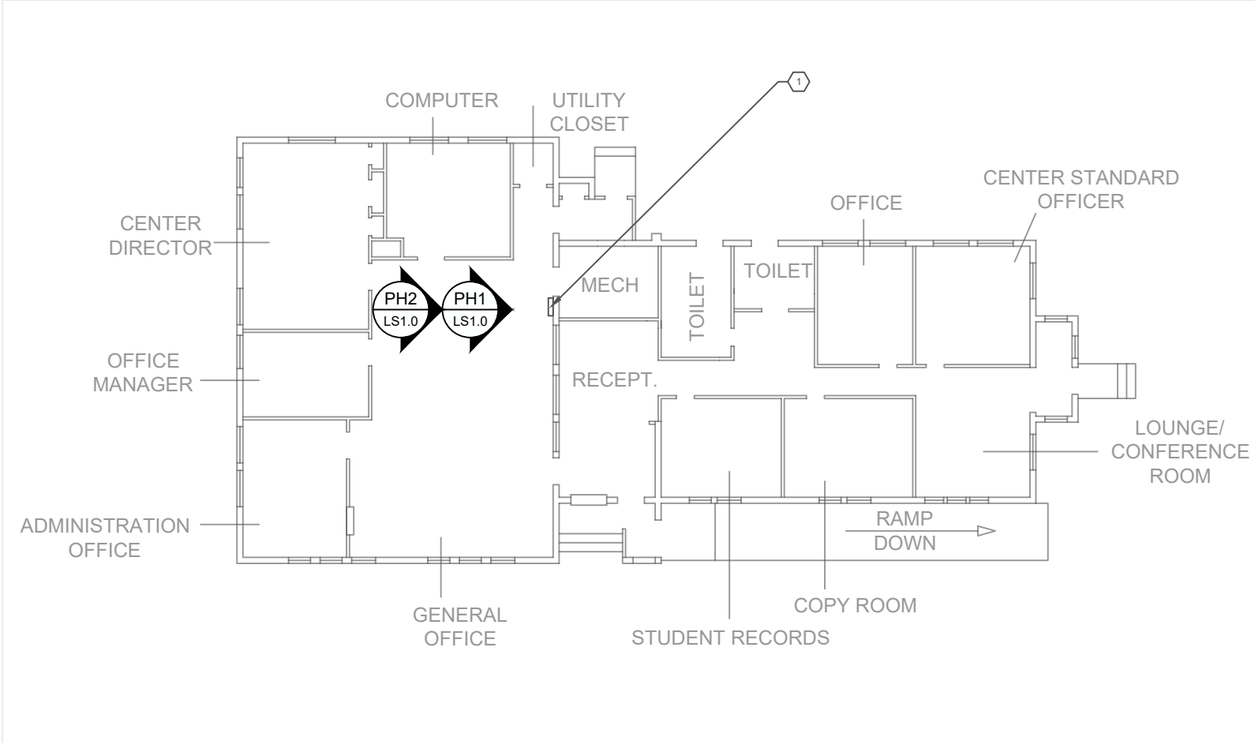

A LS1.0 B16 ADMINISTRATION PLAN

8 0 8 16

SCALE OF FEET



PH1 LS1.0 EXISTING SENSISCAN S-2000

NO SCALE



PH2 LS1.0 EXISTING SENSISCAN S-2000

NO SCALE

GENERAL NOTES

1. EXISTING INFORMATION SHOWN ON DRAWINGS HAS BEEN TAKEN FROM LIMITED FIELD OBSERVATIONS. FIELD VERIFY EXISTING CONDITIONS PRIOR TO BEGINNING WORK.
2. PHOTOS SHOW EXISTING CONDITIONS SURROUNDING THE AREAS FOR NEW WORK. FILED VERIFY CONDITIONS PRIOR TO BEGINNING WORK.

KEY NOTES

1 PROBLEM: EXISTING NETWORKED FIRE ALARM CONTROL PANEL (FACP) IS NOT FULLY COMPATIBLE WITH THE FIRE ALARM SYSTEMS IN OTHER BUILDINGS IT SUPERVISES. THE EXISTING FACP IS A CONVENTIONAL SENSISCAN 2000 AND INTERMITTENTLY DISPLAYS SYSTEM TROUBLE AND FAILS TO ESTABLISH A CONSISTENT COMMUNICATIONS LINK WITH ADDRESSABLE FACP'S IN OTHER BUILDINGS.

WORK REQUIRED: REMOVE EXISTING FACP, DETECTION, AND NOTIFICATION DEVICES, AND WIRING THAT DOES NOT CONFORM TO NEW SYSTEM REQUIREMENTS. CONTRACTOR SHALL DESIGN AND CONSTRUCT NEW CLASS A NETWORKABLE AND ADDRESSABLE FIRE ALARM SYSTEM SERVING THE ADMINISTRATION BUILDING WHICH ALSO ACTS AS A REMOTE ANNUNCIATOR FOR OTHER FIRE ALARM SYSTEMS ON CAMPUS. PROVIDE ALL REQUIRED PERIPHERAL DEVICES NECESSARY FOR COORDINATION AND COMPATIBILITY WITH OTHER NEW AND EXISTING FACP'S THAT WILL BE REPORTING TO THIS NEW SYSTEM.

THE DESIGNER SHALL SUBMIT SHOP DRAWINGS FOR APPROVAL PRIOR TO CONSTRUCTION.

AFTER CONSTRUCTION THE CONTRACTOR SHALL FURNISH ALL REQUIRED DOCUMENTATION INCLUDING A COMPLETED NFPA 72 RECORD OF COMPLETION AND AS-BUILT DRAWINGS.

FINAL ACCEPTANCE TESTING SHALL THEN BE PERFORMED AND THE CONTRACTOR SHALL BE RESPONSIBLE FOR COORDINATION WITH THE LOCAL FIRE MARSHAL FOR WITNESSING PURPOSES.

ALL PRODUCT WARRANTIES SHALL BE SUBMITTED PRIOR TO CONTRACT CLOSEOUT.

BUILDING FACP'S REQUIRED TO LINK TO ADMINISTRATION FACP

THE CONTRACTOR SHALL VERIFY THE EXISTING (OR NEW WHEN NEW IS INCLUDED IN THIS CONTRACT) ARE COMPATIBLE WITH THE NEW ADMINISTRATION FA SYSTEM AND ENSURE THEY ARE PROPERLY LINKED, PROVIDE ANY REQUIRED PERIPHERAL EQUIPMENT NECESSARY TO LINK BETWEEN SYSTEMS. COORDINATE ACCESS TO OTHER BUILDINGS AND SYSTEMS WITH CENTER POINT OF CONTACT (POC).

B6 FACILITIES SHOP/LAUNDRY, B7 CENTRAL VEHICLE MAINTENANCE, B8 WELDING SHOP/FORESTRY, B9 PAINTING/FORESTRY SHOPS, B10 MEN'S DORM, B11 WOMEN'S DORM, B12 MEN'S DORM, B13 MEN'S DORM, B14 MEDICAL DISPENSARY, B15 FOOD SERVICE, B18 ACADEMIC EDUCATION, B21 GYMNASIUM, B57 WAREHOUSE, B60 RECREATION, B62 CARPENTRY SHOP, B67 MASONRY SHOP, B70 ELECTRICAL REPAIR SHOP.

CURRENT BUILDING INFORMATION

NAME: ADMINISTRATION
NUMBER: 16
YEAR CONSTRUCTED: 1966
FLOORS: 1
GROSS SQUARE FEET: 3026 SF
OCCUPANCY: BUSINESS
CONSTRUCTION TYPE: 5
SPRINKLER SYSTEM: NOT SPRINKLERED.
BACKUP GENERATOR: NO BACKUP GENERATOR.
HEATING/COOLING SYSTEMS: SPLIT SYSTEM AIR CONDITIONING WITH ELECTRIC FURNACE.
ELECTRIC SERVICE: MULITPLE 120/208V, 3-PHASE SERVICES.
EXISTING FIRE ALARM SYSTEM COMPONENTS: FIRE LITE SENSISCAN S-2000, 24-ZONE CONVENTIONAL SYSTEM WHICH ACTS AS THE CENTRAL ANNUNCIATOR FOR ALL FIRE ALARM SYSTEMS ON THE CENTER.

NEW FA SYSTEM REQUIREMENTS

TYPE: ADDRESSABLE
STANDARD: NFPA 72 - 2025, NFPA 90A -2024.
CODES:
1. IBC-2023, IFC-2024
2. NFPA 101-2024
3. ARCHITECTURAL BARRIERS ACT STANDARDS (ABA)
4. AMERICANS WITH DISABILITIES ACT STANDARDS (ADA)

STANDARDS AND CODES REFERENCED WITHIN SPECIFIC CODES LISTED ABOVE.
CARBON MONOXIDE: NOT REQUIRED.
SURGE PROTECTION: REQUIRED.
BATTERY BACKUP: REQUIRED.
CIRCUIT CLASS: CLASS A
CONDUIT: EMT.
EXISTING PANEL LOCATION: GENERAL OFFICE.
BATTERY STANDBY: 24 HOURS MINIMUM, WITH ALARM BACKUP CONSISTENT WITH NFPA REQUIREMENTS.
ZONE CAPACITY: THE FIRE ALARM CONTROL PANEL SHALL HAVE A MINIMUM 10% SPARE CAPACITY BEYOND WHAT IS REQUIRED FOR MONITORING AT THIS TIME.

ADDITIONAL NOTES: THIS IS A NON-REQUIRED SYSTEM BY NFPA 101 CODE. IN ADDITION TO THE MONITORING OF OTHER SYSTEMS INDICATED ABOVE. THE FOLLOWING SHALL AT A MINIMUM BE REQUIRED FOR THE NEW SYSTEM:

1. MUNICIPAL SIGNAL: RE-ESTABLISH EXISTING REPORTING TO CENTRAL MONITORING AND/OR FIRE DEPARTMENT (AS APPLICABLE).
2. PULL STATIONS SHALL BE INSTALLED AT 42"-48" ABOVE FINISH FLOOR (AFF) TO ACTIVATION HANDLE WITHIN 5' OF DOOR LATCH SIDES OF BUILDING EXITS.
3. SMOKE DETECTION DEVICES SHALL BE INSTALLED IN ALL OCCUPIABLE SPACES INCLUDING MECHANICAL ROOMS. UTILIZE APPROVED HEAT DETECTORS WHERE AMBIENT CONDITIONS PROHIBIT THE INSTALLATION OF SMOKE DETECTORS.
4. FACP SHALL BE PROTECTED BY A SMOKE DETECTION DEVICE IN ACCORDANCE WITH NFPA 72 STANDARD.
5. NOTIFICATION DEVICES (ADA TYPE AUDIO/VISUAL) SHALL BE INSTALLED IN RESTROOMS AND OTHER COMMON AREAS INCLUDING: GENERAL OFFICE, RECEPTION MOUNTING HEIGHT SHALL BE PER ADA AND NFPA 72 STANDARDS. ADDITIONAL AUDIBLE NOTIFICATION DEVICES SHALL BE INSTALLED AS REQUIRED FOR AUDIBLE SOUND PRESSURE TO EXCEED AVERAGE AMBIENT BY 15dBA OR 5 dBA ABOVE MAXIMUM AREA SOUND PRESSURE FOR ALL OCCUPIABLE AREAS.

UNITED STATES DEPARTMENT OF AGRICULTURE

FOREST SERVICE

JOB CORPS NATIONAL OFFICE

STAMPS, LOGOS, AND SEALS

NO.	REVISION / ISSUE	DATE
3		
2		
1		

PROJECT NAME

MULTIPLE BUILDING LIFE SAFETY - FIRE ALARMS

TRAPPER CREEK JOB CORPS CIVILIAN CONSERVATION CENTER

BITTERROOT NATIONAL FOREST

DRAWING TITLE

ADMINISTRATION PLAN

ARCHIVE NO.

DESIGNER: A. GARRISON, PE
CHECKED: D. VALLES, PE
DATE: 12/2025
SUB SHEET NO.: LS1.0
SHEET 03 OF 09

12/19/25 11:11 AGARRISON C:\USERS\AGARRISON\BOX\JCENG_PROJECTS\TRAPPERCREEK\03_MULTIBLDG\2025 MBLDG LS FA\DWGS\USFS-BDR-JCC-MBLDG LS FA DRAWINGS.DWG;

PH1 LS2.0 EXISTING SENTROL ESL 1500 SERIES FACP

NO SCALE

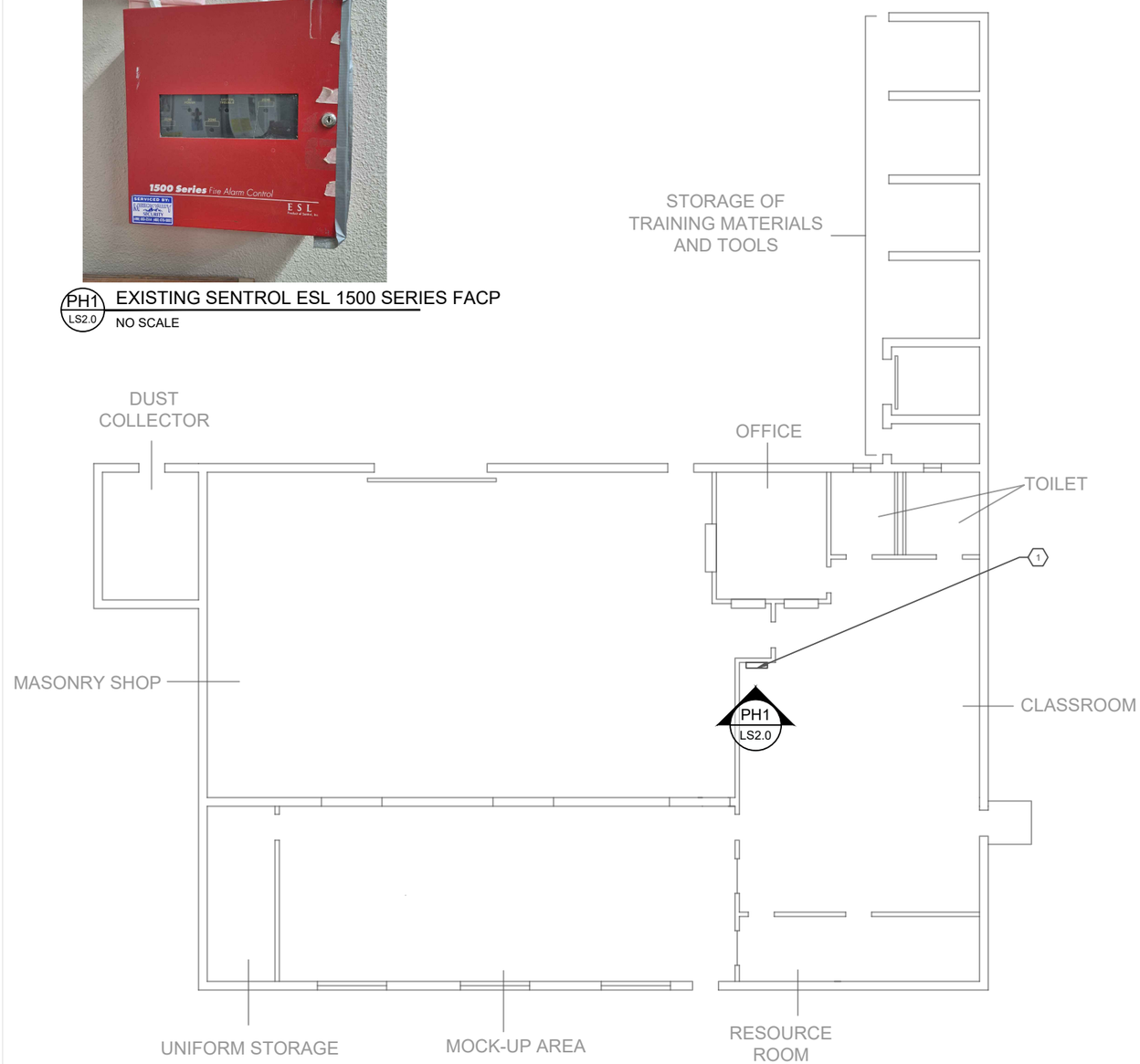

A LS2.0 B67 MASONRY SHOP PLAN

8 0 8 16

SCALE OF FEET

KEY NOTES

1. PROBLEM: EXISTING FIRE ALARM CONTROL PANEL (FACP) OBSOLETE, THE SYSTEM EXPERIENCES INTERMITTENT SYSTEM TROUBLE .

   WORK REQUIRED: REMOVE EXISTING FACP, DETECTION, AND NOTIFICATION DEVICES, AND WIRING THAT DOES NOT CONFORM TO NEW SYSTEM REQUIREMENTS. CONTRACTOR SHALL DESIGN AND CONSTRUCT NEW CLASS A NETWORKABLE ADDRESABLE FIRE ALARM SYSTEM SERVING THE MASONRY SHOP BUILDING. THE DESIGNER SHALL SUBMIT SHOP DRAWINGS FOR APPROVAL PRIOR TO CONSTRUCTION. COORDINATE WORK WITH NEW FIRE ALARM SYSTEM IN B16(ADMIN). REUSE OF BRANCH CIRCUIT AND CONDUIT TO EXTENT POSSIBLE. ALL NEW WIRING SHALL BE INSTALLED IN EMT CONDUIT.

   AFTER CONSTRUCTION THE CONTRACTOR SHALL FURNISH ALL REQUIRED DOCUMENTATION INCLUDING A COMPLETED NFPA 72 RECORD OF COMPLETION AND AS-BUILT DRAWINGS.

   FINAL ACCEPTANCE TESTING SHALL THEN BE PERFORMED AND THE CONTRACTOR SHALL BE RESPONSIBLE FOR COORDINATION WITH THE LOCAL FIRE MARSHAL FOR WITNESSING PURPOSES.

   ALL PRODUCT WARRANTIES SHALL BE SUBMITTED PRIOR TO CONTRACT CLOSEOUT.

CURRENT BUILDING INFORMATION

NAME: MASONRY SHOP
NUMBER: 67
YEAR CONSTRUCTED: 1980
FLOORS: 1
GROSS SQUARE FEET: 6395 SF
OCCUPANCY: BUSINESS
CONSTRUCTION TYPE: 5
SPRINKLER SYSTEM: NOT SPRINKLERED.
BACKUP GENERATOR: NO BACKUP GENERATOR.
HEATING/COOLING SYSTEMS: CONTRACTOR VERIFY AIRFLOW OF HEATING/COOLING/EXHAUST FANS- FURNISH DUCT DETECTOR AND INTERLOCK FOR ANY DUCTED SYSTEMS EXCEEDING 2,000 CFM.
ELECTRIC SERVICE: 120/208V, 3-PHASE SERVICE.
EXISTING FIRE ALARM SYSTEM COMPONENTS: SENTROL ESL 1500 SERIES.

NEW FA SYSTEM REQUIREMENTS

TYPE: ADDRESSABLE
STANDARD: NFPA 72 - 2025, NFPA 90A -2024.
CODES:
1. IBC-2023, IFC-2024
2. NFPA 101-2024
3. ARCHITECTURAL BARRIERS ACT STANDARDS (ABA)
4. AMERICANS WITH DISABILITIES ACT STANDARDS (ADA)

STANDARDS AND CODES REFERENCED WITHIN SPECIFIC CODES LISTED ABOVE.
CARBON MONOXIDE: NOT REQUIRED.
SURGE PROTECTION: REQUIRED.
BATTERY BACKUP: REQUIRED.
CIRCUIT CLASS: CLASS A
CONDUIT: EMT.
EXISTING PANEL LOCATION: CLASSROOM.
BATTERY STANDBY: 24 HOURS MINIMUM, WITH ALARM BACKUP CONSISTENT WITH NFPA REQUIREMENTS.
ZONE CAPACITY: THE FIRE ALARM CONTROL PANEL SHALL HAVE A MINIMUM 10% SPARE CAPACITY BEYOND WHAT IS REQUIRED FOR MONITORING AT THIS TIME.

ADDITIONAL NOTES: THIS IS A NON-REQUIRED SYSTEM BY NFPA 101 CODE. THE FOLLOWING SHALL AT A MINIMUM BE REQUIRED FOR THE NEW SYSTEM:
1. MUNICIPAL SIGNAL: RE-ESTABLISH EXISTING REPORTING TO B16-ADMINISTRATION PANEL.
2. PULL STATIONS SHALL BE INSTALLED AT 42"-48" ABOVE FINISH FLOOR (AFF) TO ACTIVATION HANDLE WITHIN 5' OF DOOR LATCH SIDES OF BUILDING EXITS.
3. SMOKE DETECTION DEVICES SHALL BE INSTALLED IN ALL OCCUPIABLE SPACES INCLUDING MECHANICAL ROOMS. UTILIZE APPROVED HEAT DETECTORS WHERE AMBIENT CONDITIONS PROHIBIT THE INSTALLATION OF SMOKE DETECTORS - TAKE INTO ACCOUNT MASONRY DUST.
4. FACP SHALL BE PROTECTED BY A SMOKE DETECTION DEVICE IN ACCORDANCE WITH NFPA 72 STANDARD.
5. NOTIFICATION DEVICES (ADA TYPE AUDIO/VISUAL) SHALL BE INSTALLED IN RESTROOMS AND OTHER COMMON AREAS. INCLUDING: CLASSROOMS MOCKUP, AND SHOP ROOMS, MOUNTING HEIGHT SHALL BE PER ADA AND NFPA 72 STANDARDS. ADDITIONAL AUDIBLE NOTIFICATION DEVICES SHALL BE INSTALLED AS REQUIRED FOR AUDIBLE SOUND PRESSURE TO EXCEED AVERAGE AMBIENT BY 15dBA OR 5 dBA ABOVE MAXIMUM AREA SOUND PRESSURE FOR ALL OCCUPIABLE AREAS.

GENERAL NOTES

1. EXISTING INFORMATION SHOWN ON DRAWINGS HAS BEEN TAKEN FROM LIMITED FIELD OBSERVATIONS. FIELD VERIFY EXISTING CONDITIONS PRIOR TO BEGINNING WORK.
2. PHOTOS SHOW EXISTING CONDITIONS SURROUNDING THE AREAS FOR NEW WORK. FILED VERIFY CONDITIONS PRIOR TO BEGINNING WORK.

UNITED STATES DEPARTMENT OF AGRICULTURE

FOREST SERVICE

JOB CORPS NATIONAL OFFICE

STAMPS, LOGOS, AND SEALS

NO.	REVISION / ISSUE	DATE
3		
2		
1		

PROJECT NAME

MULTIPLE BUILDING LIFE SAFETY - FIRE ALARMS

TRAPPER CREEK JOB CORPS CIVILIAN CONSERVATION CENTER

BITTERROOT NATIONAL FOREST

DRAWING TITLE

MASONRY SHOP PLAN

ARCHIVE NO.

DESIGNER A. GARRISON, PE
CHECKED D. VALLES, PE
DATE 12/2025
SUB SHEET NO. LS2.0
SHEET 04 OF 09

12/19/25 11:11 AGARRISON C:\USERS\AGARRISON\BOX\JCENG_PROJECTS\TRAPPERCREEK\03_MULTIBLDG\2025 MBLDG LS FA\DWGS\USFS-BDR-JCC-MBLDG LS FA DRAWINGS.DWG;

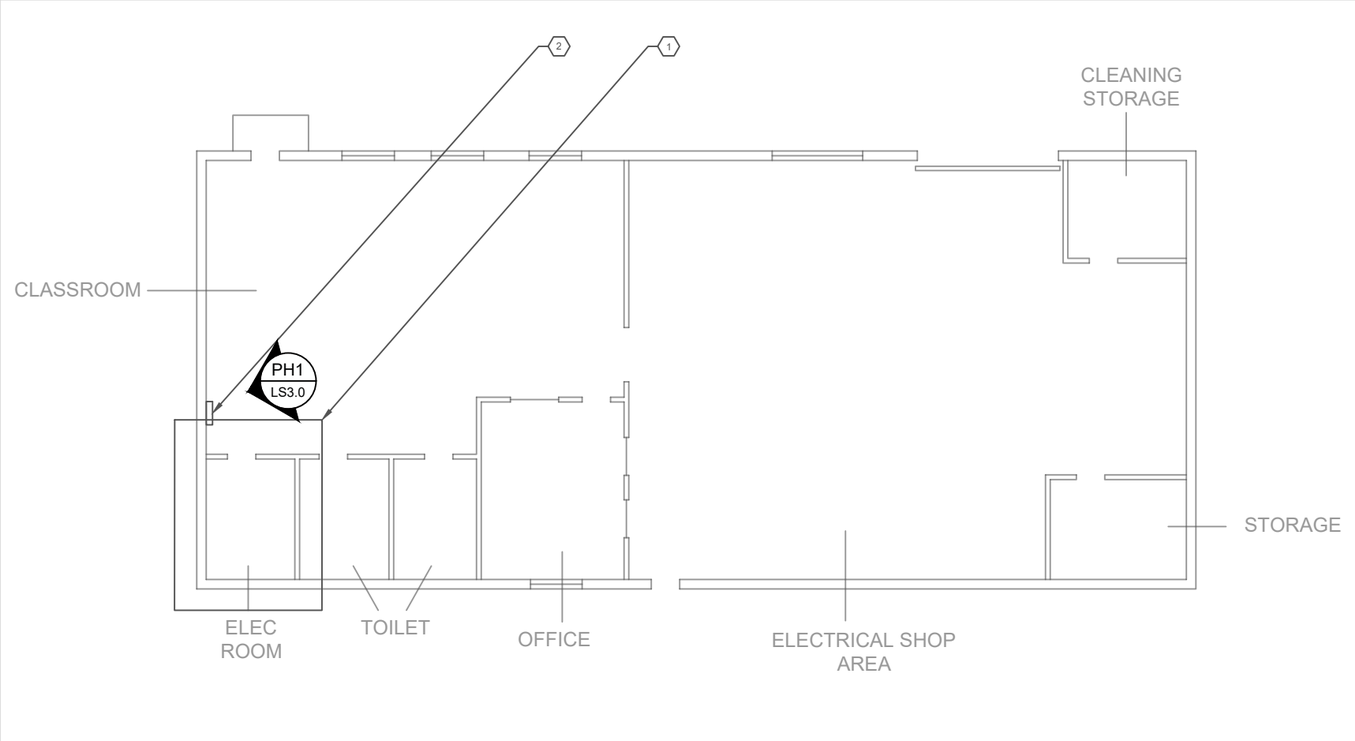

A LS3.0 B70 ELECTRICAL REPAIR SHOP PLAN

8 0 8 16

SCALE OF FEET



PH1 LS3.0 EXISTING SENTROL ESL 1500 SERIES FACP

NO SCALE

KEY NOTES

1. PROBLEM: PROBLEM FIRE ALARM SYSTEM WIRING IN THIS AREA IS NOT IN PROTECTED. WORK REQUIRED: CONTRACTOR SHALL PROVIDE CONDUIT FOR ALL UNPROTECTED FIRE ALARM RELATED WIRING IN THIS AREA (RE-USE OF UNPROTECTED WIRING FOR NEW SYSTEM W/O CONDUIT IS NOT ALLOWED).

2. EXISTING FIRE ALARM CONTROL PANEL (FACP) OBSOLETE, THE SYSTEM EXPERIENCES INTERMITTENT SYSTEM TROUBLE .

   WORK REQUIRED: REMOVE EXISTING FACP, DETECTION, AND NOTIFICATION DEVICES, AND WIRING THAT DOES NOT CONFORM TO NEW SYSTEM REQUIREMENTS. CONTRACTOR SHALL DESIGN AND CONSTRUCT NEW CLASS A NETWORKABLE ADDRESABLE FIRE ALARM SYSTEM SERVING THE MASONRY SHOP BUILDING. THE DESIGNER SHALL SUBMIT SHOP DRAWINGS FOR APPROVAL PRIOR TO CONSTRUCTION. COORDINATE WORK WITH NEW FIRE ALARM SYSTEM IN B16(ADMIN). REUSE OF BRANCH CIRCUIT AND CONDUIT TO EXTENT POSSIBLE. ALL NEW WIRING SHALL BE INSTALLED IN EMT CONDUIT.

   AFTER CONSTRUCTION THE CONTRACTOR SHALL FURNISH ALL REQUIRED DOCUMENTATION INCLUDING A COMPLETED NFPA 72 RECORD OF COMPLETION AND AS-BUILT DRAWINGS.

   FINAL ACCEPTANCE TESTING SHALL THEN BE PERFORMED AND THE CONTRACTOR SHALL BE RESPONSIBLE FOR COORDINATION WITH THE LOCAL FIRE MARSHAL FOR WITNESSING PURPOSES.

   ALL PRODUCT WARRANTIES SHALL BE SUBMITTED PRIOR TO CONTRACT CLOSEOUT.

CURRENT BUILDING INFORMATION

NAME: ELECTRICAL REPAIR SHOP
NUMBER: 70
YEAR CONSTRUCTED: 1981
FLOORS: 1
GROSS SQUARE FEET: 4880 SF
OCCUPANCY: BUSINESS
CONSTRUCTION TYPE: 5
SPRINKLER SYSTEM: NOT SPRINKLERED.
BACKUP GENERATOR: NO BACKUP GENERATOR.
HEATING/COOLING SYSTEMS: UNIT HEATERS AND SHOP EXHAUST SYSTEM CONTRACTOR VERIFY AIRFLOW OF HEATING/COOLING/EXHAUST FANS- FURNISH DUCT DETECTOR AND INTERLOCK FOR ANY DUCTED SYSTEMS EXCEEDING 2,000 CFM.
ELECTRIC SERVICE: 277/480V, 3-PHASE SERVICE AND 120/240V SUBPANEL.
EXISTING FIRE ALARM SYSTEM COMPONENTS: SENTROL ESL 1500 SERIES.

NEW FA SYSTEM REQUIREMENTS

TYPE: ADDRESSABLE
STANDARD: NFPA 72 - 2025, NFPA 90A -2024.
CODES:
1. IBC-2023, IFC-2024
2. NFPA 101-2024
3. ARCHITECTURAL BARRIERS ACT STANDARDS (ABA)
4. AMERICANS WITH DISABILITIES ACT STANDARDS (ADA)

STANDARDS AND CODES REFERENCED WITHIN SPECIFIC CODES LISTED ABOVE.
CARBON MONOXIDE: NOT REQUIRED.
SURGE PROTECTION: REQUIRED.
BATTERY BACKUP: REQUIRED.
CIRCUIT CLASS: CLASS A
CONDUIT: EMT.
EXISTING PANEL LOCATION: CLASSROOM.
BATTERY STANDBY: 24 HOURS MINIMUM, WITH ALARM BACKUP CONSISTENT WITH NFPA REQUIREMENTS.
ZONE CAPACITY: THE FIRE ALARM CONTROL PANEL SHALL HAVE A MINIMUM 10% SPARE CAPACITY BEYOND WHAT IS REQUIRED FOR MONITORING AT THIS TIME.

ADDITIONAL NOTES: THIS IS A NON-REQUIRED SYSTEM BY NFPA 101 CODE. THE FOLLOWING SHALL AT A MINIMUM BE REQUIRED FOR THE NEW SYSTEM:
1. MUNICIPAL SIGNAL: RE-ESTABLISH EXISTING REPORTING TO B16-ADMINISTRATION PANEL.
2. PULL STATIONS SHALL BE INSTALLED AT 42"-48" ABOVE FINISH FLOOR (AFF) TO ACTIVATION HANDLE WITHIN 5' OF DOOR LATCH SIDES OF BUILDING EXITS.
3. SMOKE DETECTION DEVICES SHALL BE INSTALLED IN ALL OCCUPIABLE SPACES INCLUDING MECHANICAL ROOMS. UTILIZE APPROVED HEAT DETECTORS WHERE AMBIENT CONDITIONS PROHIBIT THE INSTALLATION OF SMOKE DETECTORS.
4. FACP SHALL BE PROTECTED BY A SMOKE DETECTION DEVICE IN ACCORDANCE WITH NFPA 72 STANDARD.
5. NOTIFICATION DEVICES (ADA TYPE AUDIO/VISUAL) SHALL BE INSTALLED IN RESTROOMS AND OTHER COMMON AREAS INCLUDING: CLASSROOMS AND SHOP ROOMS MOUNTING HEIGHT SHALL BE PER ADA AND NFPA 72 STANDARDS. ADDITIONAL AUDIBLE NOTIFICATION DEVICES SHALL BE INSTALLED AS REQUIRED FOR AUDIBLE SOUND PRESSURE TO EXCEED AVERAGE AMBIENT BY 15dBA OR 5 dBA ABOVE MAXIMUM AREA SOUND PRESSURE FOR ALL OCCUPIABLE AREAS.

GENERAL NOTES

1. EXISTING INFORMATION SHOWN ON DRAWINGS HAS BEEN TAKEN FROM LIMITED FIELD OBSERVATIONS. FIELD VERIFY EXISTING CONDITIONS PRIOR TO BEGINNING WORK.

2. PHOTOS SHOW EXISTING CONDITIONS SURROUNDING THE AREAS FOR NEW WORK. FILED VERIFY CONDITIONS PRIOR TO BEGINNING WORK.

UNITED STATES DEPARTMENT OF AGRICULTURE

FOREST SERVICE

JOB CORPS NATIONAL OFFICE

STAMPS, LOGOS, AND SEALS

NO.	REVISION / ISSUE	DATE
3		
2		
1		

PROJECT NAME

MULTIPLE BUILDING LIFE SAFETY - FIRE ALARMS

TRAPPER CREEK JOB CORPS CIVILIAN CONSERVATION CENTER

BITTERROOT NATIONAL FOREST

DRAWING TITLE

ELECTRICAL REPAIR SHOP PLAN

ARCHIVE NO.

DESIGNER: A. GARRISON, PE
CHECKED: D. VALLES, PE
DATE: 12/2025
SUB SHEET NO.: LS3.0
SHEET 05 OF 09

12/19/25 11:11 AGARRISON C:\USERS\AGARRISON\BOX\JCENG_PROJECTS\TRAPPERCREEK\03_MULTIBLDG\2025 MBLDG LS FA\DWGS\USFS-BDR-JCC-MBLDG LS FA DRAWINGS.DWG;

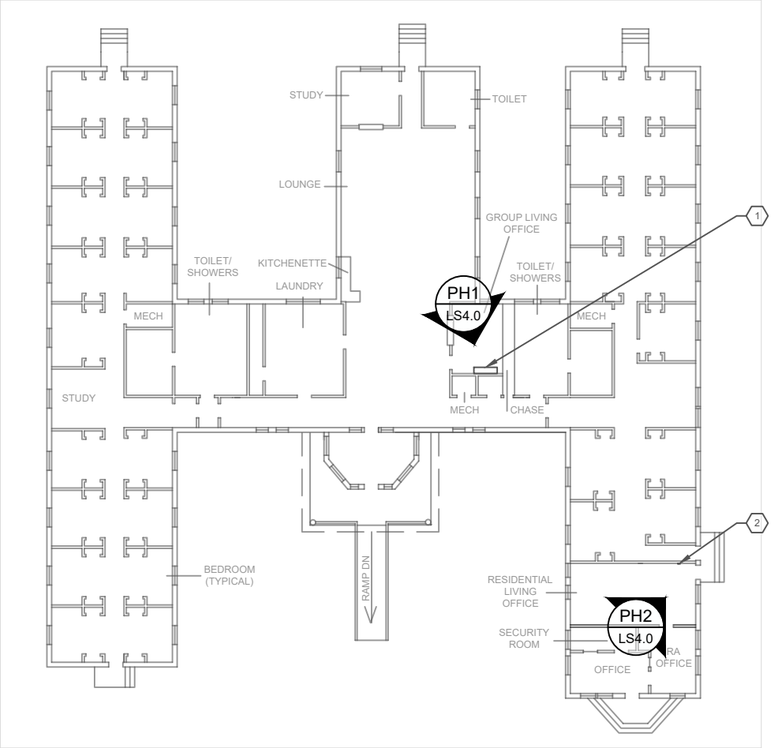

A LS4.0 B12 MEN'S DORM PLAN

16 0 16 32

SCALE OF FEET

PH1 LS4.0 SILENT KNIGHT MODEL 5700

NO SCALE



PH1 LS4.0 INSTALL PULL STATION AT THIS EXIT

NO SCALE

KEY NOTES

1. EXISTING FIRE ALARM CONTROL PANEL (FACP).
2. PROBLEM: A MANUAL PULL STATION IS NOT PROVIDED AT THE EXIT FROM THE RESIDENTIAL MANAGER'S AREA. REQUIRED WORK: INSTALL A MANUAL PULL STATION AND CONNECT TO THE EXISTING FIRE ALARM SYSTEM. PROVIDE TESTING AND AS-BUILT PLANS OF THE MODIFICATIONS IN ACCORDANCE WITH NFPA 72 STANDARDS.

FA SYSTEM MODIFICATION REQUIREMENTS

STANDARD: NFPA 72 - 2025, NFPA 90A -2024.
CODES:
1. IBC-2023, IFC-2024
2. NFPA 101-2024
3. ARCHITECTURAL BARRIERS ACT STANDARDS (ABA)
4. AMERICANS WITH DISABILITIES ACT STANDARDS (ADA)

STANDARDS AND CODES REFERENCED WITHIN SPECIFIC CODES LISTED ABOVE.
CARBON MONOXIDE: NOT REQUIRED.

CIRCUIT CLASS: VERIFY AND MATCH EXISTING (CLASS A OR B)
CONDUIT: EMT.
EXISTING PANEL LOCATION: ELECTRICAL ROOM.

ADDITIONAL NOTES: THIS IS A REQUIRED SYSTEM BY NFPA 101 CODE. THE FOLLOWING SHALL AT A MINIMUM BE REQUIRED FOR THE NEW DEVICE:
1. PULL STATIONS SHALL BE INSTALLED AT 42"-48" ABOVE FINISH FLOOR (AFF) TO ACTIVATION HANDLE WITHIN 5' OF DOOR LATCH SIDE OF BUILDING EXIT INDICATED.

GENERAL NOTES

1. EXISTING INFORMATION SHOWN ON DRAWINGS HAS BEEN TAKEN FROM LIMITED FIELD OBSERVATIONS. FIELD VERIFY EXISTING CONDITIONS PRIOR TO BEGINNING WORK.
2. PHOTOS SHOW EXISTING CONDITIONS SURROUNDING THE AREAS FOR NEW WORK. FILED VERIFY CONDITIONS PRIOR TO BEGINNING WORK.

UNITED STATES DEPARTMENT OF AGRICULTURE

FOREST SERVICE

JOB CORPS NATIONAL OFFICE

STAMPS, LOGOS, AND SEALS

NO.	REVISION / ISSUE	DATE
3		
2		
1		

PROJECT NAME

MULTIPLE BUILDING LIFE SAFETY - FIRE ALARMS

TRAPPER CREEK JOB CORPS CIVILIAN CONSERVATION CENTER

BITTERROOT NATIONAL FOREST

DRAWING TITLE

MEN'S DORM PLAN

ARCHIVE NO.

DESIGNER A. GARRISON, PE

CHECKED D. VALLES, PE

DATE 12/2025

SUB SHEET NO. LS4.0

SHEET 06 OF 09

12/19/25 11:11 AGARRISON C:\USERS\AGARRISON\BOX\JCENG_PROJECTS\TRAPPERCREEK\03_MULTIBLDG\2025 MBLDG LS FA\DWGS\USFS-BDR-JCC-MBLDG LS FA DRAWINGS.DWG;

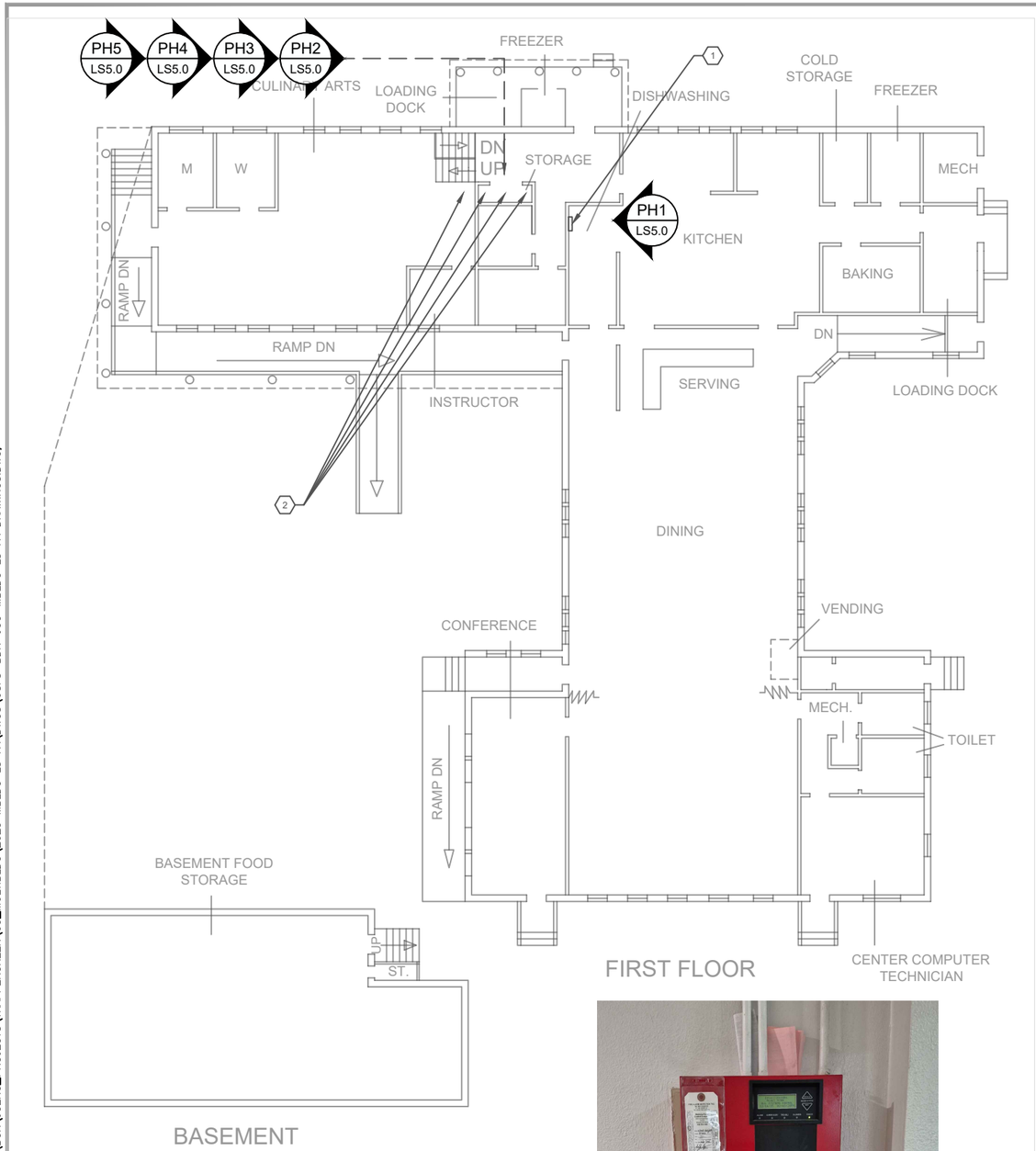

A LS5.0 B15 FOOD SERVICE PLAN

8 0 8 16 24

SCALE OF FEET

GENERAL NOTES

1. EXISTING INFORMATION SHOWN ON DRAWINGS HAS BEEN TAKEN FROM LIMITED FIELD OBSERVATIONS. FIELD VERIFY EXISTING CONDITIONS PRIOR TO BEGINNING WORK.
2. PHOTOS SHOW EXISTING CONDITIONS SURROUNDING THE AREAS FOR NEW WORK. FILED VERIFY CONDITIONS PRIOR TO BEGINNING WORK.

PH1 LS5.0 EXISTING SILENT KNIGHT MODEL 5700 FACP

KEY NOTES

1. EXISTING FIRE ALARM CONTROL PANEL (FACP).
2. PROBLEM: SMOKE DETECTION IS NOT INSTALLED IN FOUR (4) STORAGE ROOMS/CLOSETS. REQUIRED WORK: INSTALL SMOKE DETECTORS IN THE SPACES INDICATED AND CONNECT TO THE EXISTING FIRE ALARM SYSTEM. PROVIDE TESTING AND AS-BUILT PLANS OF THE MODIFICATIONS IN ACCORDANCE WITH NFPA 72 STANDARDS. NOTE - VERIFY CLOSET LOCATIONS AND SMOKE DETECTION COVERAGE, DELINEATION BETWEEN SPACES ISN'T SHOWN ON BASE FLOORPLAN ONE DETECTOR IS IN THE UPPER LEVEL AREA.

FA SYSTEM MODIFICATION REQUIREMENTS

STANDARD: NFPA 72 - 2025, NFPA 90A -2024.
CODES:
1. IBC-2023, IFC-2024
2. NFPA 101-2024
3. ARCHITECTURAL BARRIERS ACT STANDARDS (ABA)
4. AMERICANS WITH DISABILITIES ACT STANDARDS (ADA)

STANDARDS AND CODES REFERENCED WITHIN SPECIFIC CODES LISTED ABOVE.
CARBON MONOXIDE: NOT REQUIRED.

CIRCUIT CLASS: VERIFY AND MATCH EXISTING (CLASS A OR B)
CONDUIT: EMT.
EXISTING PANEL LOCATION: CORRIDOR.

ADDITIONAL NOTES: THIS IS A REQUIRED SYSTEM BY NFPA 101 CODE. THE FOLLOWING SHALL AT A MINIMUM BE REQUIRED FOR THE NEW DEVICES:
1. SMOKE DETECTION DEVICES SHALL BE INSTALLED IN ALL OCCUPIABLE SPACES INCLUDING MECHANICAL ROOMS. UTILIZE APPROVED HEAT DETECTORS WHERE AMBIENT CONDITIONS PROHIBIT THE INSTALLATION OF SMOKE DETECTORS.



PH2 LS5.0 INSTALL DETECTOR

PH3 LS5.0 INSTALL DETECTOR

PH4 LS5.0 INSTALL DETECTOR

PH5 LS5.0 INSTALL DETECTOR

UNITED STATES DEPARTMENT OF AGRICULTURE

FOREST SERVICE

JOB CORPS NATIONAL OFFICE

STAMPS, LOGOS, AND SEALS

NO.	REVISION / ISSUE	DATE
3		
2		
1		

PROJECT NAME

MULTIPLE BUILDING LIFE SAFETY - FIRE ALARMS

TRAPPER CREEK JOB CORPS CIVILIAN CONSERVATION CENTER

BITTERROOT NATIONAL FOREST

DRAWING TITLE

FOOD SERVICE PLAN

ARCHIVE NO.

DESIGNER A. GARRISON, PE
CHECKED D. VALLES, PE
DATE 12/2025
SUB SHEET NO. LS5.0
SHEET 07 OF 09

12/19/25 11:11 AGARRISON C:\USERS\AGARRISON\BOX\JCENG_PROJECTS\TRAPPERCREEK\03_MULTIBLDG\2025 MBLDG LS FA\DWGS\USFS-BDR-JCC-MBLDG LS FA DRAWINGS.DWG;

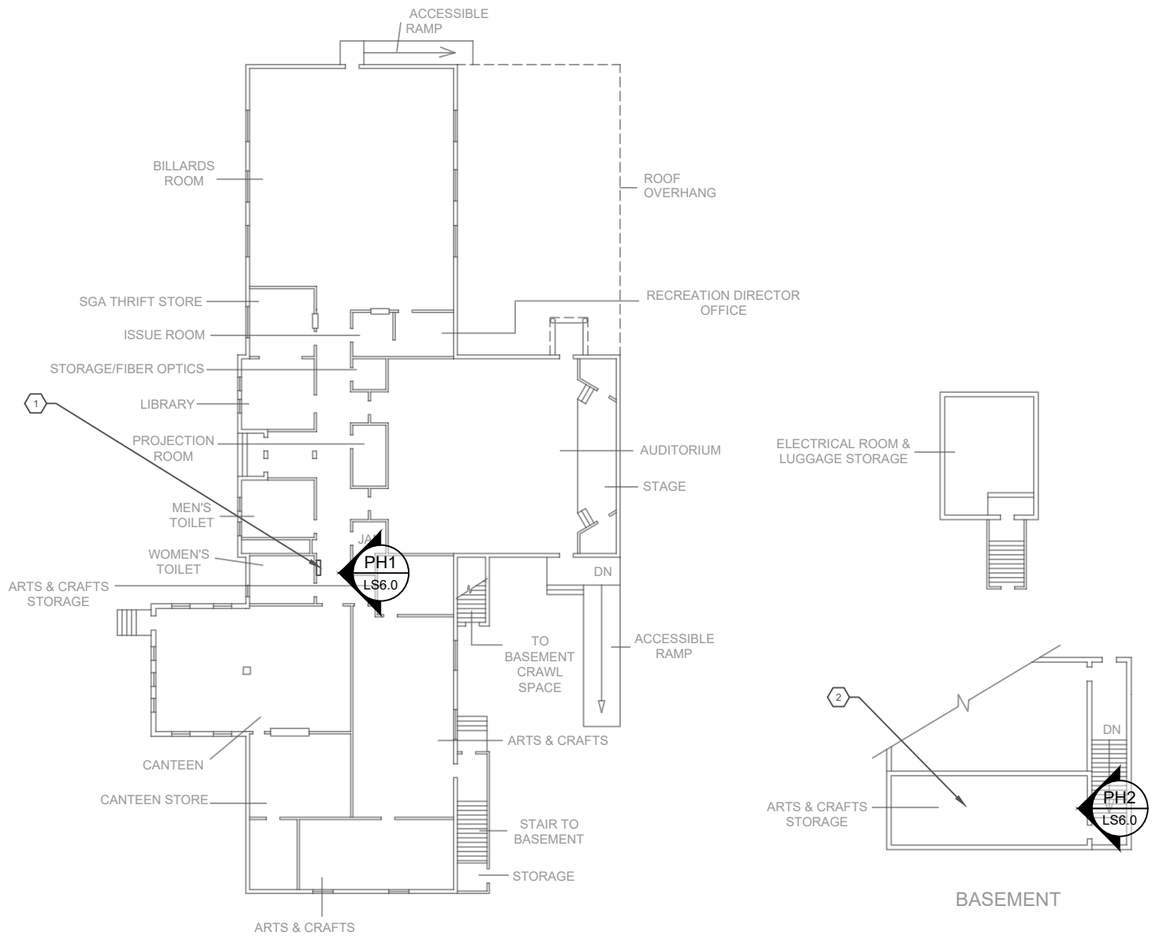

A LS6.0 B60 RECREATION PLAN

16 0 16 32

SCALE OF FEET

KEY NOTES

1. EXISTING FIRE ALARM CONTROL PANEL (FACP).
2. PROBLEM: AUDIO/VISUAL NOTIFICATION DEVICE IS NOT PROVIDED IN ARTS & CRAFTS STORAGE ROOM. REQUIRED WORK: INSTALL A/V NOTIFICATION DEVICE IN THE SPACE INDICATED AND CONNECT TO THE EXISTING FIRE ALARM SYSTEM. PROVIDE TESTING AND AS-BUILT PLANS OF THE MODIFICATIONS IN ACCORDANCE WITH NFPA 72 STANDARDS.

FA SYSTEM MODIFICATION REQUIREMENTS

STANDARD: NFPA 72 - 2025, NFPA 90A -2024.
CODES:
1. IBC-2023, IFC-2024
2. NFPA 101-2024
3. ARCHITECTURAL BARRIERS ACT STANDARDS (ABA)
4. AMERICANS WITH DISABILITIES ACT STANDARDS (ADA)

STANDARDS AND CODES REFERENCED WITHIN SPECIFIC CODES LISTED ABOVE.
CARBON MONOXIDE: NOT REQUIRED.

CIRCUIT CLASS: VERIFY AND MATCH EXISTING (CLASS A OR B)
CONDUIT: EMT.
EXISTING PANEL LOCATION: CORRIDOR.

ADDITIONAL NOTES: THIS IS A REQUIRED SYSTEM BY NFPA 101 CODE. THE FOLLOWING SHALL AT A MINIMUM BE REQUIRED FOR THE NEW DEVICES:
1. NOTIFICATION DEVICES (ADA TYPE AUDIO/VISUAL) SHALL BE INSTALLED MOUNTING HEIGHT SHALL BE IN ACCORDANCE WITH ADA/NFPA 72 STANDARD.

PH1 LS6.0 EXISTING SILENT KNIGHT MODEL 5700 FACP

PH2 LS6.0 INSTALL A/V NOTIFICATION DEVICE

GENERAL NOTES

1. EXISTING INFORMATION SHOWN ON DRAWINGS HAS BEEN TAKEN FROM LIMITED FIELD OBSERVATIONS. FIELD VERIFY EXISTING CONDITIONS PRIOR TO BEGINNING WORK.
2. PHOTOS SHOW EXISTING CONDITIONS SURROUNDING THE AREAS FOR NEW WORK. FILED VERIFY CONDITIONS PRIOR TO BEGINNING WORK.

UNITED STATES DEPARTMENT OF AGRICULTURE
FOREST SERVICE

JOB CORPS NATIONAL OFFICE

STAMPS, LOGOS, AND SEALS

NO.	REVISION / ISSUE	DATE
3		
2		
1		

PROJECT NAME
MULTIPLE BUILDING LIFE SAFETY - FIRE ALARMS

TRAPPER CREEK JOB CORPS CIVILIAN CONSERVATION CENTER

BITTERROOT NATIONAL FOREST

DRAWING TITLE
RECREATION PLAN

ARCHIVE NO.

DESIGNER A. GARRISON, PE
CHECKED D. VALLES, PE
DATE 12/2025
SUB SHEET NO. LS6.0
SHEET 08 OF 09

12/19/25 11:11 AGARRISON C:\USERS\AGARRISON\BOX\JCENG_PROJECTS\TRAPPERCREEK\03_MULTIBLDG\2025 MBLDG LS FA\DWGS\USFS-BDR-JCC-MBLDG LS FA DRAWINGS.DWG;

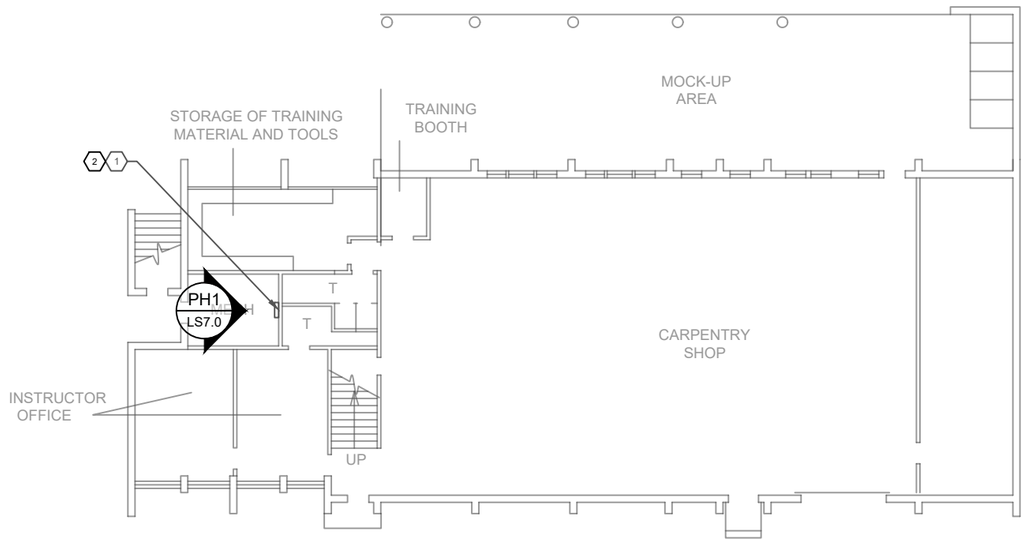

FIRST LEVEL

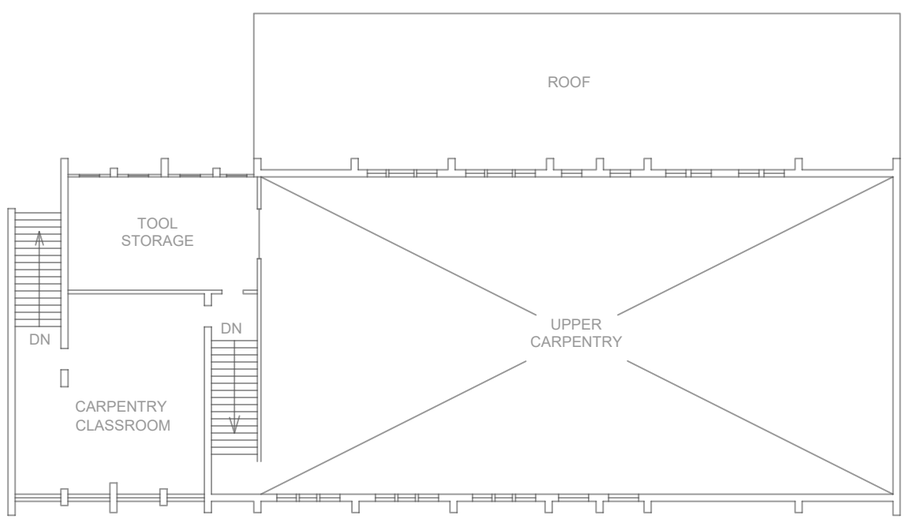

SECOND LEVEL

A LS7.0 B62 CARPENTRY SHOP PLAN

8 0 8 16 24

SCALE OF FEET

KEY NOTES

1. EXISTING FIRE ALARM CONTROL PANEL (FACP).
2. PROBLEM: EXISTING FIRE ALARM PANEL DISPLAYS SYSTEM TROUBLE. WORK REQUIRED: CONTRACTOR SHALL INSPECT FACP, DEVICES, AND WIRING AS REQUIRED TO IDENTIFY AND CORRECT THE TROUBLE STATUS. PROVIDE WRITTEN INSPECTION REPORT WHICH DOCUMENTS THE PROBLEM IDENTIFIED AND THE CORRECTIVE ACTION TAKEN.

FA SYSTEM MODIFICATION REQUIREMENTS

STANDARD: NFPA 72 - 2025, NFPA 90A -2024.
CODES:
1. IBC-2023, IFC-2024
2. NFPA 101-2024
3. ARCHITECTURAL BARRIERS ACT STANDARDS (ABA)
4. AMERICANS WITH DISABILITIES ACT STANDARDS (ADA)

STANDARDS AND CODES REFERENCED WITHIN SPECIFIC CODES LISTED ABOVE.
CARBON MONOXIDE: NOT REQUIRED.

CIRCUIT CLASS: VERIFY AND MATCH EXISTING (CLASS A OR B)
CONDUIT: EMT.
EXISTING PANEL LOCATION: CORRIDOR.



PH1 LS7.0 EXISTING SILENT KNIGHT MODEL 6700 FACP

GENERAL NOTES

1. EXISTING INFORMATION SHOWN ON DRAWINGS HAS BEEN TAKEN FROM LIMITED FIELD OBSERVATIONS. FIELD VERIFY EXISTING CONDITIONS PRIOR TO BEGINNING WORK.
2. PHOTOS SHOW EXISTING CONDITIONS SURROUNDING THE AREAS FOR NEW WORK. FILED VERIFY CONDITIONS PRIOR TO BEGINNING WORK.

UNITED STATES DEPARTMENT OF AGRICULTURE

FOREST SERVICE

JOB CORPS NATIONAL OFFICE

STAMPS, LOGOS, AND SEALS

NO.	REVISION / ISSUE	DATE
3		
2		
1		

PROJECT NAME

MULTIPLE BUILDING LIFE SAFETY - FIRE ALARMS

TRAPPER CREEK JOB CORPS CIVILIAN CONSERVATION CENTER

BITTERROOT NATIONAL FOREST

DRAWING TITLE

CARPENTRY SHOP PLAN

ARCHIVE NO.

DESIGNER A. GARRISON, PE

CHECKED D. VALLES, PE

DATE 12/2025

SUB SHEET NO. LS7.0

SHEET 09 OF 09

12/19/25 11:11 AGARRISON C:\USERS\AGARRISON\BOX\JCENG_PROJECTS\TRAPPERCREEK\03_MULTIBLDG\2025 MBLDG LS FA\DWGS\USFS-BDR-JCC-MBLDG LS FA DRAWINGS.DWG;