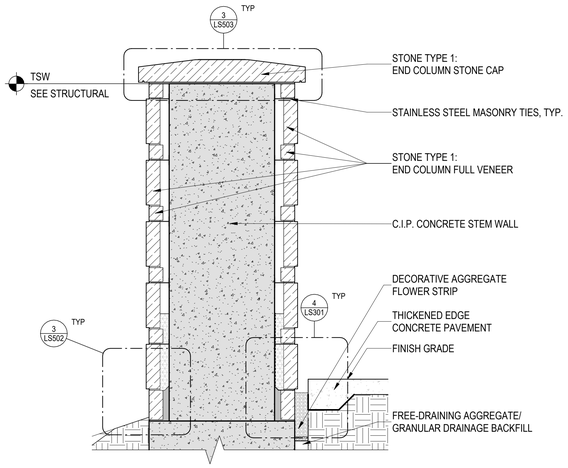


1 MEMORIAL WALL COLUMN SECTION - TYP.
3/4" = 1'-0"

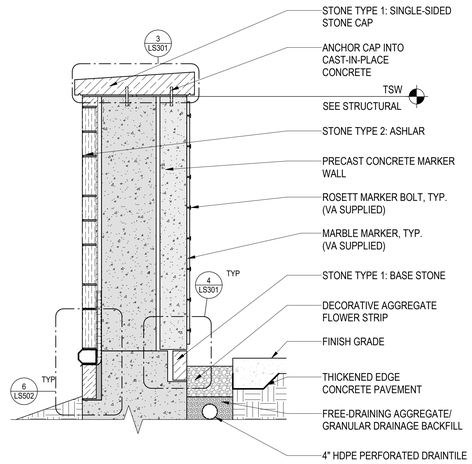


2 MARKER WALL SECTION - TYP.
3/4" = 1'-0"

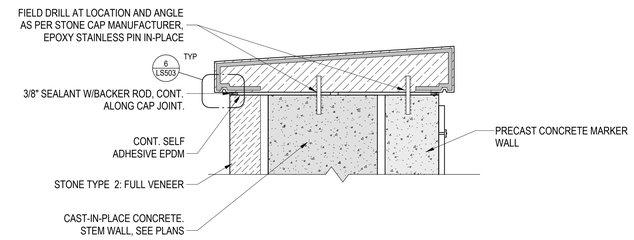


3 MARKER WALL CAP SETTING SECTION DETAIL, TYP.
1 1/2" = 1'-0"

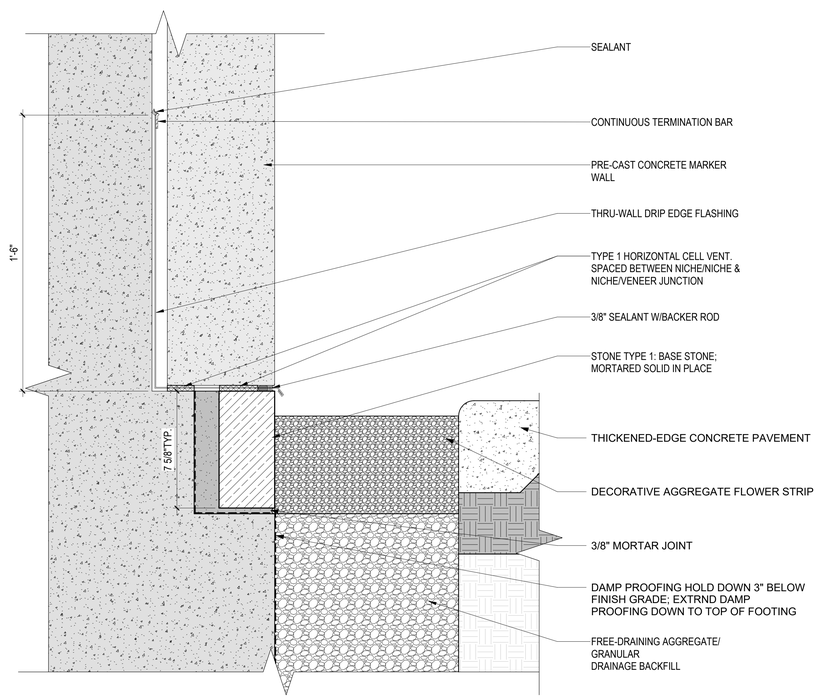


4 STONE TYPE 1 AT STEM WALL BASE
3" = 1'-0"

**BID DOCUMENTS**

| Revisions: | Date: |
|---|---|
| | |
| | |
| | |
| | |
| | |
| | |
| | |
| | |

CONSULTANTS

| IRRIGATION: | GEOTECHNICAL: | COST ESTIMATING: |
|---|---|---|
| WATER IN MOTION, INC. | TERRACON | OCMI |
| 175 JAMES AVENUE NORTH<br>MINNEAPOLIS, MN 55405<br>952.229.1911 | 611 LUNKEN PARK DRIVE<br>CINCINNATI, OHIO 45226<br>513.612.9020 | 2100 NORTH GREENVILLE AVENUE<br>RICHARDSON, TEXAS 75082<br>469.431.0571 |
| TIMOTHY MALOOLY | JEFF DUNLAP, PE | KYLE VEATER |

ARCHITECT/ENGINEER OF RECORD

ANDERSON

13605 1st Ave. N. #100 Plymouth, MN 55441
P 763.412.4000 | F 763.412.4090 | ae-mn.com
Anderson Engineering of Minnesota, LLC | Proj # 18125

STAMP

Office of Design and Construction Services

VA U.S. Department of Veterans Affairs

Drawing Title: MEMORIAL WALL - SECTIONS

Approved:

Phase: BID DOCUMENTS

Project Title: DAYTON NATIONAL CEMETERY GRAVESITE EXPANSION

Location: 4400 W THIRD ST, DAYTON, OH 45428

Issue Date: DECEMBER 5, 2025 | Checked: JD | Drawn: RJL

Project Number: 810CM3033

Building Number:

Drawing Number: LS301

2026-02-11 9:16:19 C:\Users\rlebell\Documents\18125 DNC Memorial Wall_R23_RJLabel4888.rvt

VA FORM 08 - 6231

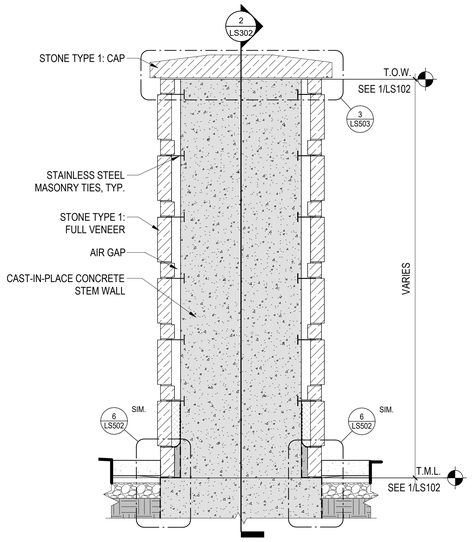


1 ENTRY WALL COLUMN SECTION, TYP.
3/4" = 1'-0"

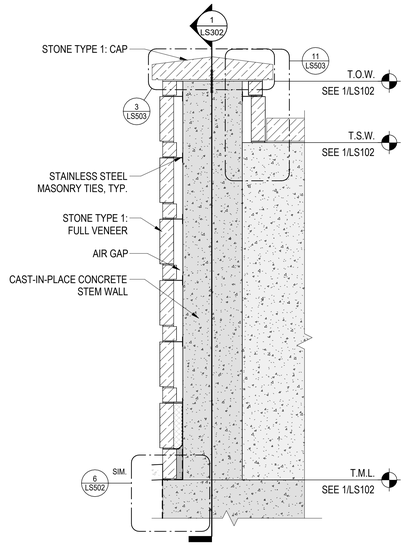


2 COLUMN TO STEM WALL CROSS-SECTION, TYP.
3/4" = 1'-0"

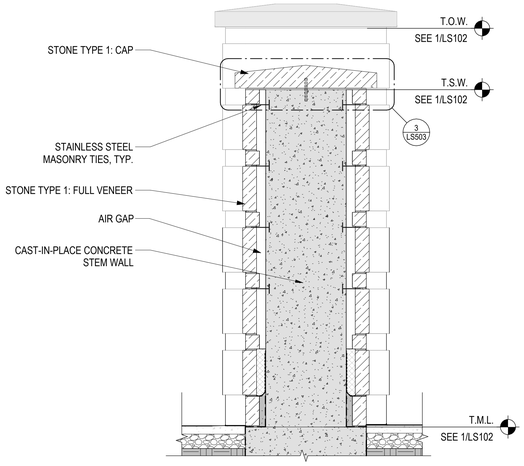


3 ENTRY WALL SECTION ELEVATION - TYP.
3/4" = 1'-0"

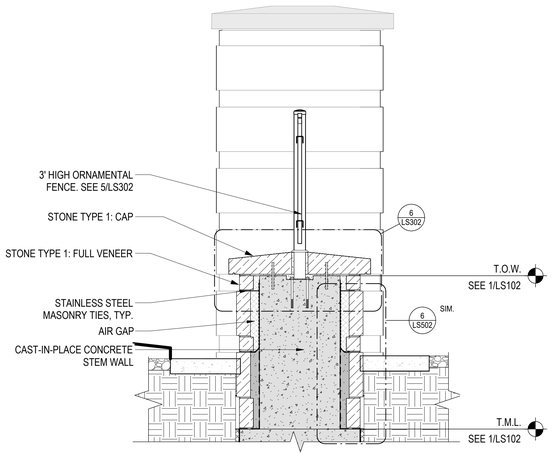


4 ORNAMENTAL FENCE WALL SECTION ELEVATION, TYP.
3/4" = 1'-0"

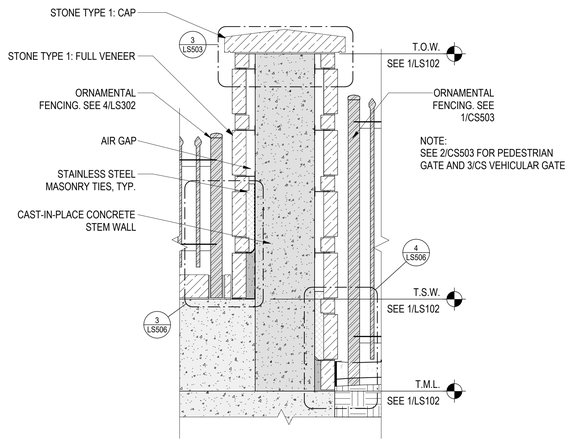


5 ORNAMENTAL FENCE WALL CROSS-SECTION, TYP.
3/4" = 1'-0"

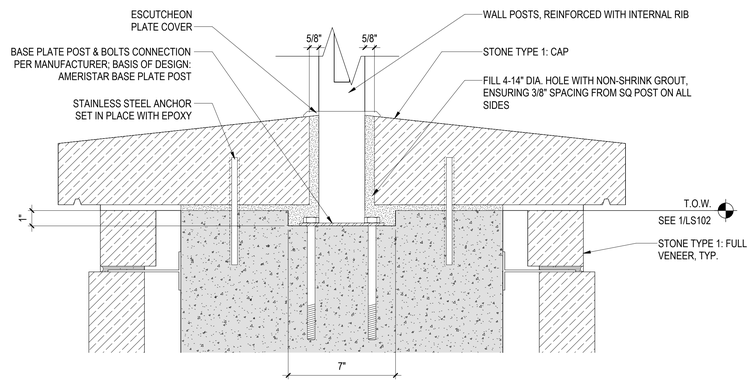


6 ENLARGEMENT ORNAMENTAL FENCE CAP - TYP.
3" = 1'-0"

**BID DOCUMENTS**

| Revisions: | Date: |
|---|---|
| | |
| | |
| | |
| | |
| | |
| | |
| | |
| | |

CONSULTANTS

| IRRIGATION: | GEOTECHNICAL: | COST ESTIMATING: |
|---|---|---|
| WATER IN MOTION, INC. | TERRACON | OCMI |
| 175 JAMES AVENUE NORTH<br>MINNEAPOLIS, MN 55405<br>952.229.1911 | 611 LUNKEN PARK DRIVE<br>CINCINNATI, OHIO 45226<br>513.612.9020 | 2100 NORTH GREENVILLE AVENUE<br>RICHARDSON, TEXAS 75082<br>469.431.0571 |
| TIMOTHY MALOOLY | JEFF DUNLAP, PE | KYLE VEATER |

ARCHITECT/ENGINEER OF RECORD

ANDERSON

13605 1st Ave. N. #100 Plymouth, MN 55441
P 763.412.4000 | F 763.412.4090 | ae-mn.com
Anderson Engineering of Minnesota, LLC | Proj # 18125

STAMP

Office of Design and Construction Services

VA U.S. Department of Veterans Affairs

Drawing Title: ENTRY WALL - SECTIONS

Approved:

Phase: BID DOCUMENTS

Project Title: DAYTON NATIONAL CEMETERY GRAVESITE EXPANSION

Location: 4400 W THIRD ST, DAYTON, OH 45428

Issue Date: DECEMBER 5, 2025 | Checked: JAF | Drawn: RJL

Project Number: 810CM3033

Building Number:

Drawing Number: LS302

VA FORM 08 - 6231

2026-02-11 9:24:29 C:\Users\rlebert\Documents\18125 DNC Entry Wall_R23_RJLebert4888.rvt

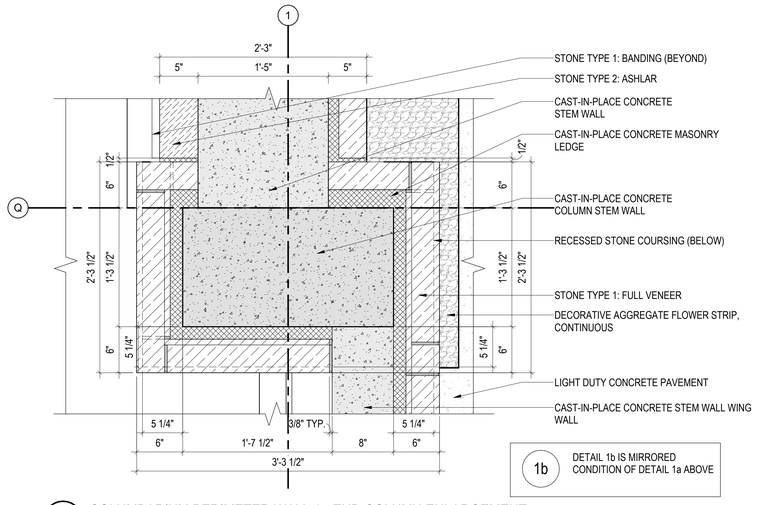


1b DETAIL 1b IS MIRRORED CONDITION OF DETAIL 1a ABOVE

1a COLUMBARIUM PERIMETER WALL 1 - END COLUMN ENLARGEMENT
1 1/2" = 1'-0"

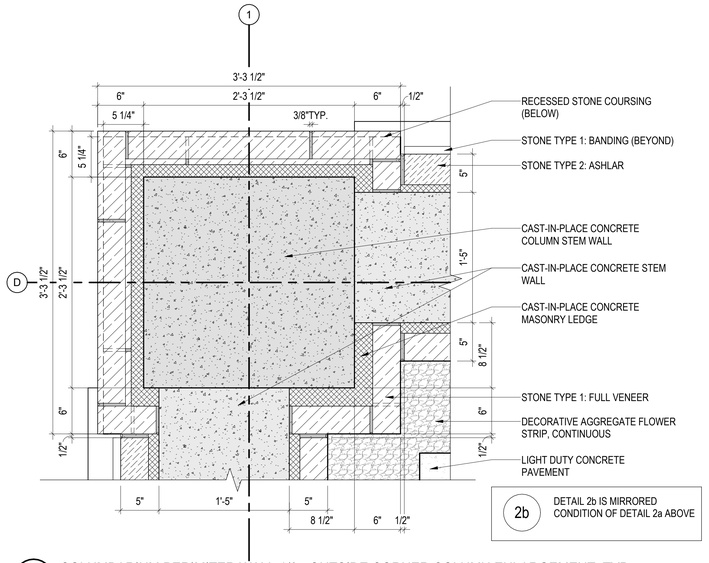


2b DETAIL 2b IS MIRRORED CONDITION OF DETAIL 2a ABOVE

2a COLUMBARIUM PERIMITER WALL 1/2 - OUTSIDE CORNER COLUMN ENLARGEMENT, TYP.
1 1/2" = 1'-0"

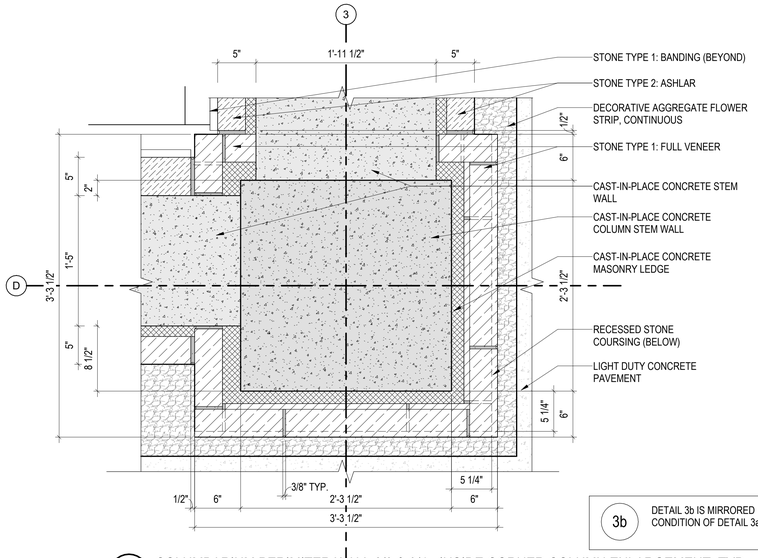


3b DETAIL 3b IS MIRRORED CONDITION OF DETAIL 3a ABOVE

3a COLUMBARIUM PERIMITER WALL 2/3 & 3/4 - INSIDE CORNER COLUMN ENLARGEMENT, TYP.
1 1/2" = 1'-0"

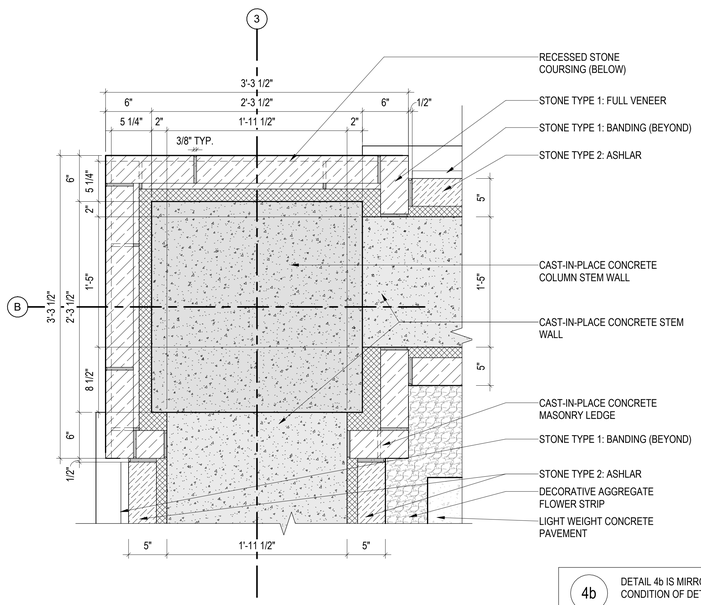


4b DETAIL 4b IS MIRRORED CONDITION OF DETAIL 4a ABOVE

4a COLUMBARIUM PERIMITER WALL 2/3 & 3/4 - OUTSIDE CORNER COLUMN ENLARGEMENT, TYP.
1 1/2" = 1'-0"

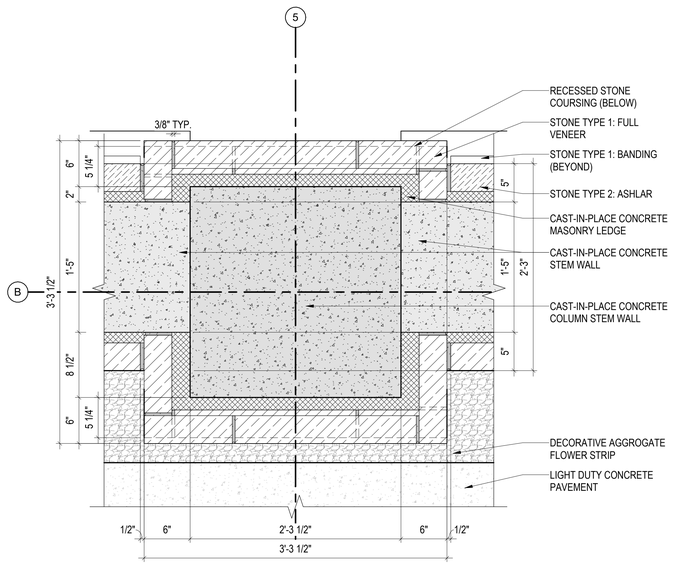


5 COLUMBARIUM PERIMITER WALL 3 - CENTER COLUMN ENLARGEMENT
1 1/2" = 1'-0"

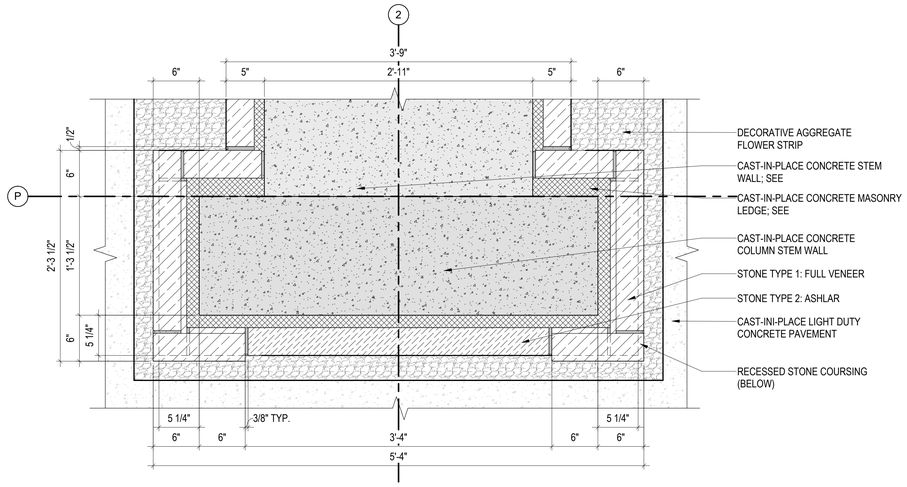


6 COLUMBARIUM DOUBLE WALL - END COLUMN ENLARGEMENT, TYP.
1 1/2" = 1'-0"

**BID DOCUMENTS**

| Revisions: | Date: |
|---|---|
| | |

CONSULTANTS

| IRRIGATION: | GEOTECHNICAL: | COST ESTIMATING: |
|---|---|---|
| WATER IN MOTION, INC. | TERRACON | OCMI |
| 175 JAMES AVENUE NORTH<br>MINNEAPOLIS, MN 55405<br>952.229.1911 | 611 LUNKEN PARK DRIVE<br>CINCINNATI, OHIO 45226<br>513.612.9020 | 2100 NORTH GREENVILLE AVENUE<br>RICHARDSON, TEXAS 75082<br>469.431.0571 |
| TIMOTHY MALOOLY | JEFF DUNLAP, PE | KYLE VEATER |

ARCHITECT/ENGINEER OF RECORD

ANDERSON

13605 1st Ave. N. #100 Plymouth, MN 55441
P 763.412.4000 | F 763.412.4090 | ae-mn.com
Anderson Engineering of Minnesota, LLC | Proj # 18125

STAMP

Office of Design and Construction Services

VA U.S. Department of Veterans Affairs

Drawing Title: COLUMBARIUM - COLUMN ENLARGEMENT DETAILS

Approved:

Phase: BID DOCUMENTS

Project Title: DAYTON NATIONAL CEMETERY GRAVESITE EXPANSION

Location: 4400 W THIRD ST, DAYTON, OH 45428

Project Number: 810CM3033

Building Number:

Drawing Number: LS400

Issue Date: DECEMBER 5, 2025 | Checked: JAF | Drawn: RJL

2026-02-11 9:19:08 C:\Users\rjladwig\Documents\18125 DNC Columbarium_RJLadwig4988.rvt

VA FORM 08 - 6231

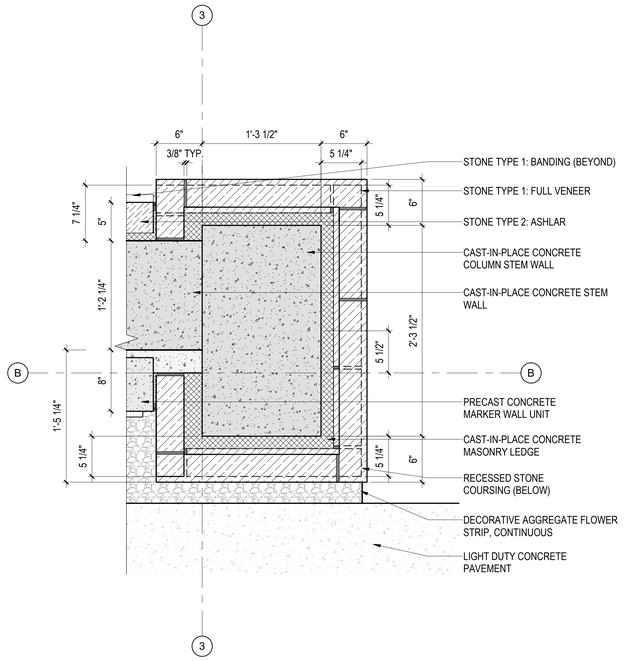


1 MEMORIAL WALL END COLUMN ENLARGED VIEW
1 1/2" = 1'-0"

**BID DOCUMENTS**

| Revisions: | Date: |
|---|---|
| | |
| | |
| | |
| | |
| | |
| | |
| | |
| | |
| | |

CONSULTANTS

| IRRIGATION: | GEOTECHNICAL: | COST ESTIMATING: |
|---|---|---|
| WATER IN MOTION, INC. | TERRACON | OCMI |
| 175 JAMES AVENUE NORTH<br>MINNEAPOLIS, MN 55405<br>952.229.1911 | 611 LUNKEN PARK DRIVE<br>CINCINNATI, OHIO 45226<br>513.612.9020 | 2100 NORTH GREENVILLE AVENUE<br>RICHARDSON, TEXAS 75082<br>469.431.0571 |
| TIMOTHY MALOOLY | JEFF DUNLAP, PE | KYLE VEATER |

ARCHITECT/ENGINEER OF RECORD

ANDERSON

13605 1st Ave. N. #100 Plymouth, MN 55441
P 763.412.4000 | F 763.412.4090 | ae-mn.com
Anderson Engineering of Minnesota, LLC | Proj # 18125

STAMP

Office of Design and Construction Services

VA U.S. Department of Veterans Affairs

Drawing Title: MEMORIAL WALL - COLUMN ENLARGEMENT DETAILS

Approved:

Phase: BID DOCUMENTS

Project Title: DAYTON NATIONAL CEMETERY GRAVESITE EXPANSION

Location: 4400 W THIRD ST, DAYTON, OH 45428

Issue Date: DECEMBER 5, 2025 | Checked: JD | Drawn: RJL

Project Number: 810CM3033

Building Number:

Drawing Number: LS401

VA FORM 08 - 6231

2026-02-11 9:16:20 C:\Users\rlabelt\Documents\18125 DNC Memorial Wall_R23_RJLabelt4888.rvt

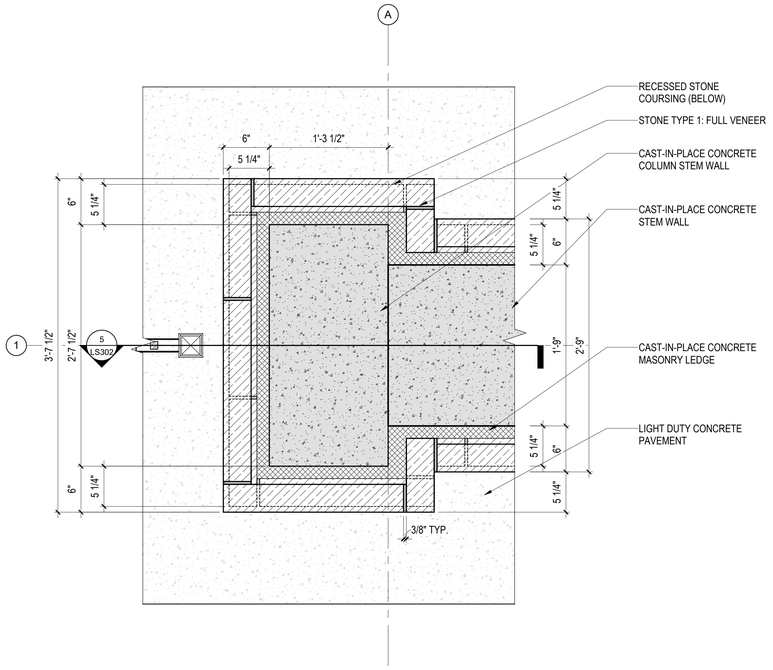


1 ENTRY WALL - END COLUMN ENLARGEMENT, TYP.
1 1/2" = 1'-0"

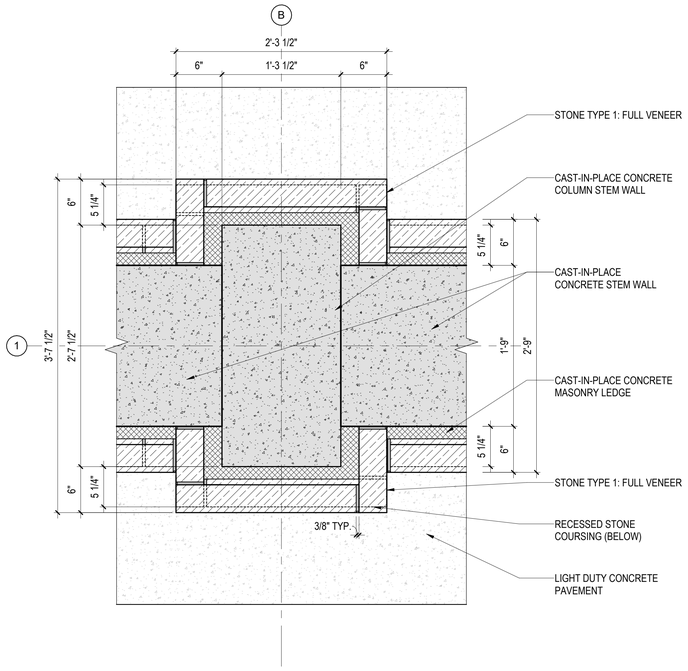


2 ENTRY WALL - CENTER COLUMN ENLARGEMENT, TYP.
1 1/2" = 1'-0"

**BID DOCUMENTS**

| Revisions: | Date: |
|---|---|
| | |
| | |
| | |
| | |
| | |
| | |
| | |
| | |

CONSULTANTS

| IRRIGATION: | GEOTECHNICAL: | COST ESTIMATING: |
|---|---|---|
| WATER IN MOTION, INC. | TERRACON | OCMI |
| 175 JAMES AVENUE NORTH<br>MINNEAPOLIS, MN 55405<br>952.229.1911 | 611 LUNKEN PARK DRIVE<br>CINCINNATI, OHIO 45226<br>513.612.9020 | 2100 NORTH GREENVILLE AVENUE<br>RICHARDSON, TEXAS 75082<br>469.431.0571 |
| TIMOTHY MALOOLY | JEFF DUNLAP, PE | KYLE VEATER |

ARCHITECT/ENGINEER OF RECORD

ANDERSON

13605 1st Ave. N. #100 Plymouth, MN 55441
P 763.412.4000 | F 763.412.4090 | ae-mn.com
Anderson Engineering of Minnesota, LLC | Proj # 18125

STAMP

Office of Design and Construction Services

VA U.S. Department of Veterans Affairs

Drawing Title: ENTRY WALL - COLUMN ENLARGEMENT DETAILS

Approved:

Phase: BID DOCUMENTS

Project Title: DAYTON NATIONAL CEMETERY GRAVESITE EXPANSION

Location: 4400 W THIRD ST, DAYTON, OH 45428

Issue Date: 12/05/25 | Checked: Checker | Drawn: Author

Project Number: 810CM3033

Building Number:

Drawing Number: LS402

VA FORM 08 - 6231

2026-02-11 9:24:30 C:\Users\rlebert\Documents\18125 DNC Entry Wall_R23_RJLebert4888.rvt

PRE-CAST CONCRETE COLUMBARIUM UNITS - DELEGATED DESIGN REQUIREMENTS:

1. THE CONTRACTOR SHALL PROVIDE STRUCTURAL DESIGN OF THE PRE-CAST CONCRETE COLUMBARIUM UNITS. STRUCTURAL DESIGN SHALL BE SUBMITTED BY THE CONTRACTOR TO THE CONTRACTING OFFICER'S REPRESENTATIVE (COR) AND ENGINEER OF RECORD (EOR) AS A DELEGATED DESIGN SUBMITTAL. DELEGATED SUBMITTALS SHALL INCLUDE DRAWINGS AND CALCULATIONS THAT HAVE BEEN STAMPED AND SIGNED BY AN ENGINEER APPROPRIATELY LICENSED IN THE STATE OF CONSTRUCTION.
2. THE PURPOSE OF THE EOR'S REVIEW SHALL BE DETERMINING THE DRAWINGS AND CALCULATIONS HAVE BEEN PROPERLY SEALED, THAT THE LOAD CRITERIA IS IN GENERAL CONFORMANCE WITH THE CONTRACT DOCUMENTS AND THE REFERENCED BUILDING CODE, AND THAT THE CONNECTIONS TO THE PRIMARY STRUCTURE ARE APPROPRIATE FOR THE STRUCTURE'S DESIGNED CAPABILITIES.

INCLUDED IN THE STRUCTURAL CALCULATIONS AND DESIGN AT MINIMUM SHALL BE:
A. DESIGN OF PRE-CAST CONCRETE COLUMBARIUM UNITS.
B. CONNECTION OF THE PRE-CAST UNITS TO STRUCTURAL FOUNDATIONS, BOTTOM AND TOP.
C. CONNECTION OF PRE-CAST UNITS BACK TO BACK AND END TO END.
D. CONNECTION OF PRE-CAST UNITS TO NATURAL STONE CAPS.

REFER TO SPECIFICATION 03 48 24 - PRE-CAST CONCRETE COLUMBARIUM UNITS AND S001 FOR ADDITIONAL INFORMATION.

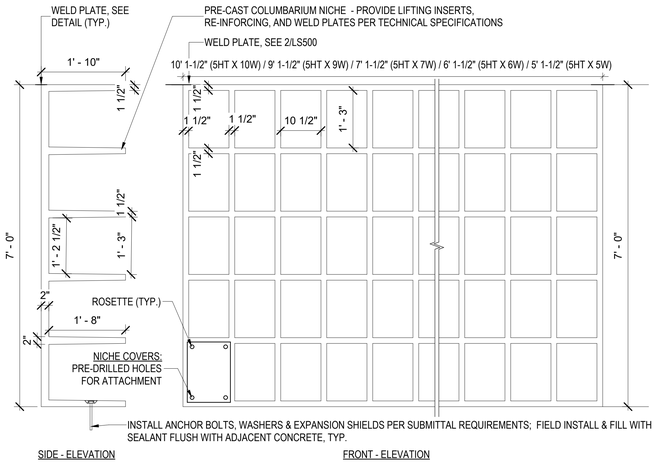


## 1 PRECAST COLUMBARIUM NICHE UNIT - 5 HIGH
3/4" = 1'-0"

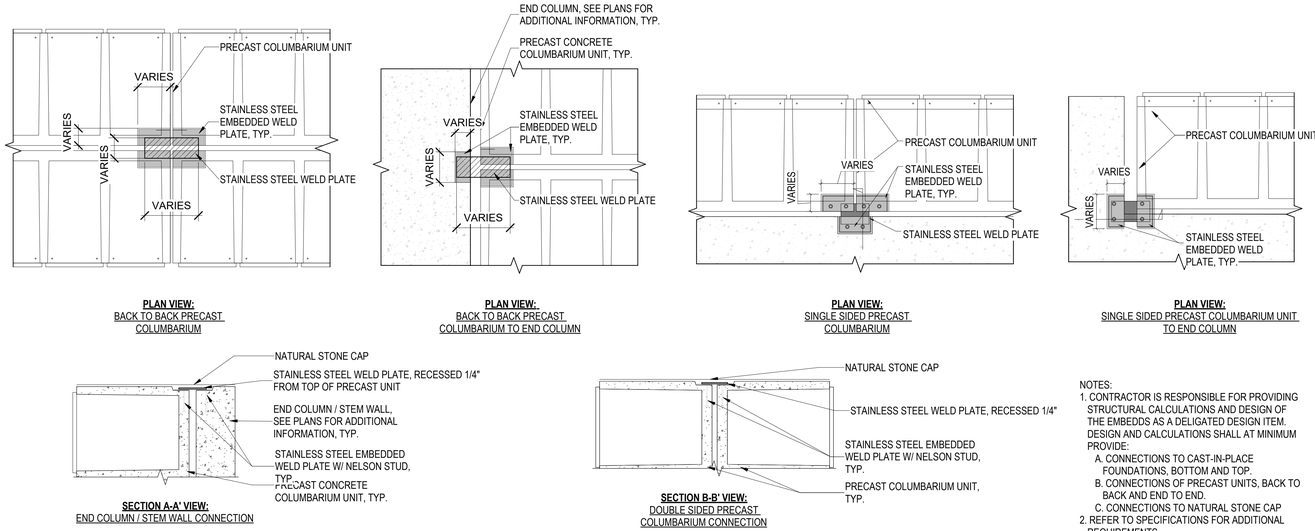


NOTES:
1. CONTRACTOR IS RESPONSIBLE FOR PROVIDING STRUCTURAL CALCULATIONS AND DESIGN OF THE EMBEDDS AS A DELIGATED DESIGN ITEM. DESIGN AND CALCULATIONS SHALL AT MINIMUM PROVIDE:
   A. CONNECTIONS TO CAST-IN-PLACE FOUNDATIONS, BOTTOM AND TOP.
   B. CONNECTIONS OF PRECAST UNITS, BACK TO BACK AND END TO END.
   C. CONNECTIONS TO NATURAL STONE CAP
2. REFER TO SPECIFICATIONS FOR ADDITIONAL REQUIREMENTS

## 2 PRECAST COLUMBARIUM UNIT WELD PLATE DETAILS
1" = 1'-0"

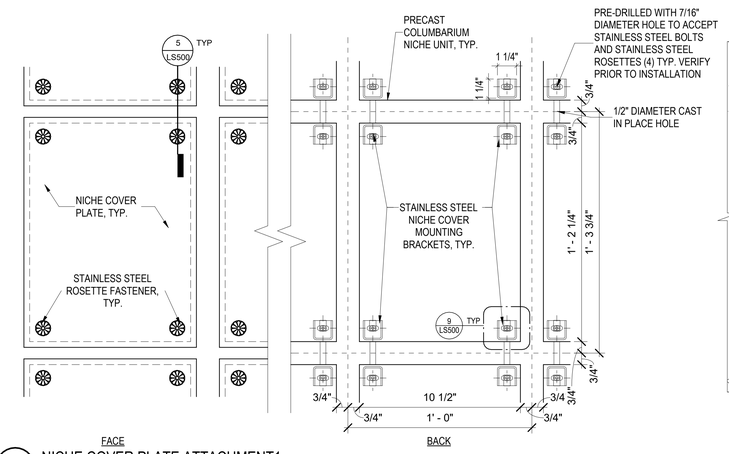


## 3 NICHE COVER PLATE ATTACHMENT1
3" = 1'-0"

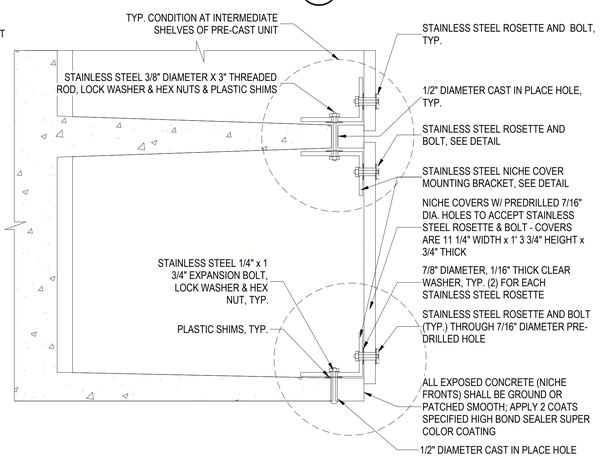


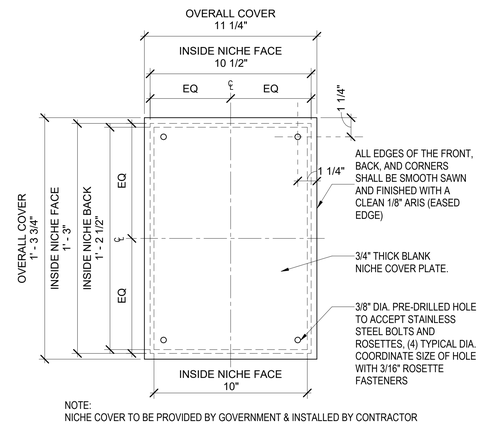


NOTE:
NICHE COVER TO BE PROVIDED BY GOVERNMENT & INSTALLED BY CONTRACTOR

## 4 NICHE COVER PLATE (VA PROVIDED) / (CONTRACTOR INSTALLED)
3" = 1'-0"

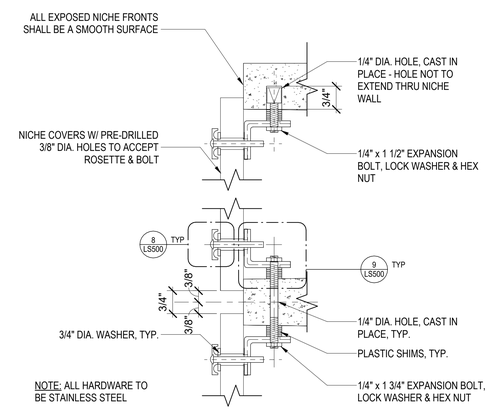


NOTE: ALL HARDWARE TO BE STAINLESS STEEL

## 5 NICHE COVER ATTACHMENT SECTION
6" = 1'-0"

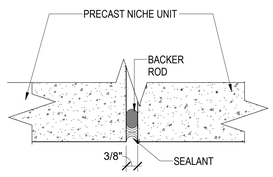


## 6 COLUMBARIUM NICHE JOINT DETAIL
6" = 1'-0"

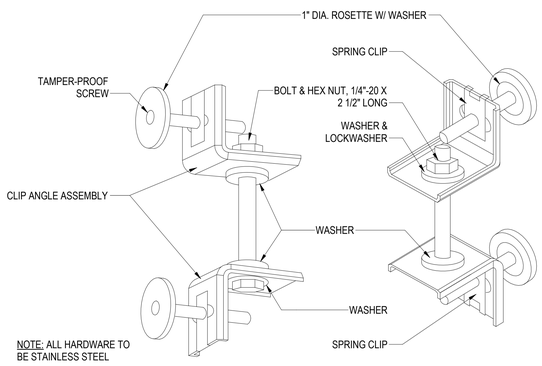


NOTE: ALL HARDWARE TO BE STAINLESS STEEL

## 7 COLUMBARIUM FASTENER ASSEMBLY - ISOMETRIC
12" = 1'-0"

MATCH EXISTING ROSETTE (VA STANDARD); PROVIDE PRODUCT LITERATURE & SAMPLE FOR APPROVAL.

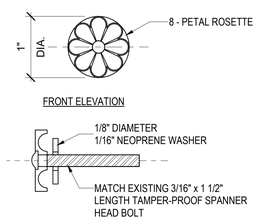


NOTES:
1. ROSETTES AND ASSOCIATED HARDWARE TO BE PROVIDED AND INSTALLED BY THE CONTRACTOR. ROSETTES AND SPANNER HEAD BOLT AND NUT TO BE VA CONFIRMED
2. ALL HARDWARE TO BE STAINLESS STEEL

## 8 ROSETTE FASTENER DETAIL
12" = 1'-0"

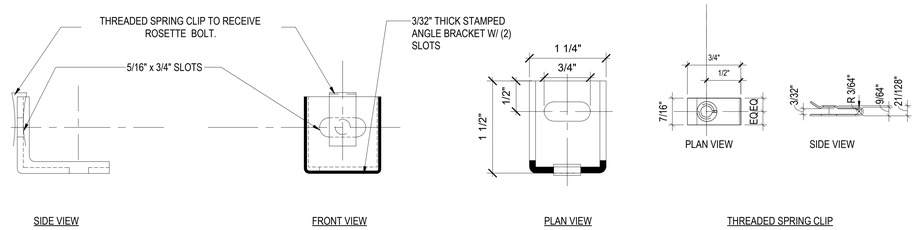


NOTE: ALL HARDWARE TO BE STAINLESS STEEL

## 9 NICHE COVER MOUNTING BRACKET
12" = 1'-0"

**BID DOCUMENTS**

| Revisions: | Date: |
|---|---|
| | |

CONSULTANTS

| IRRIGATION: | GEOTECHNICAL: | COST ESTIMATING: |
|---|---|---|
| WATER IN MOTION, INC. | TERRACON | OCMI |
| 175 JAMES AVENUE NORTH MINNEAPOLIS, MN 55405 952.229.1911 | 611 LUNKEN PARK DRIVE CINCINNATI, OHIO 45226 513.612.9020 | 2100 NORTH GREENVILLE AVENUE RICHARDSON, TEXAS 75082 469.431.0571 |
| TIMOTHY MALOOLY | JEFF DUNLAP, PE | KYLE VEATER |

ARCHITECT/ENGINEER OF RECORD

ANDERSON
13605 1st Ave. N. #100 Plymouth, MN 55441
P 763.412.4000 | F 763.412.4090 | ae-mn.com
Anderson Engineering of Minnesota, LLC | Proj # 18125

STAMP

Office of Design and Construction Services

VA U.S. Department of Veterans Affairs

| Drawing Title | Phase | Project Title | Project Number |
|---|---|---|---|
| COLUMBARIUM - PRECAST DETAILS | BID DOCUMENTS | DAYTON NATIONAL CEMETERY GRAVESITE EXPANSION | 810CM3033 |
| Approved: | | Location: 4400 W THIRD ST, DAYTON, OH 45428 | Building Number |
| | | Issue Date: DECEMBER 5, 2025 / Checked: JAF / Drawn: RJL | Drawing Number: LS500 |

2025-02-11 9:19:10 C:\Users\rlebelt\Documents\18125 DNC Columbarium_RJLlebelt4898.rvt

VA FORM 08 - 6231




## 1 MEMORIAL WALL PRECAST UNIT
3/4" = 1'-0"

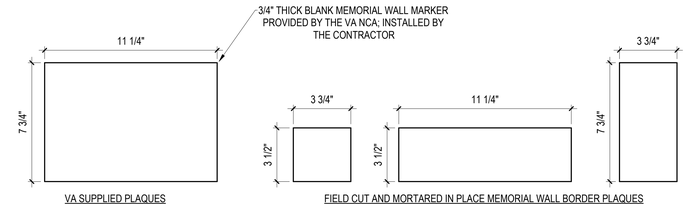


## 2 MEMORIAL WALL PLAQUE MARKER, TYP.
3" = 1'-0"

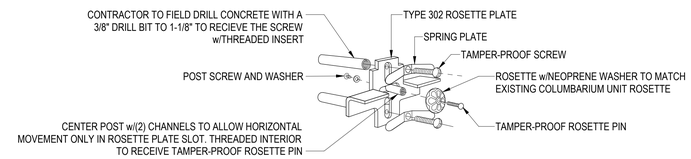


## 3 MEMORIAL WALL PLAQUE MARKER ATTACHMENT - ISOMETRIC
NOT TO SCALE

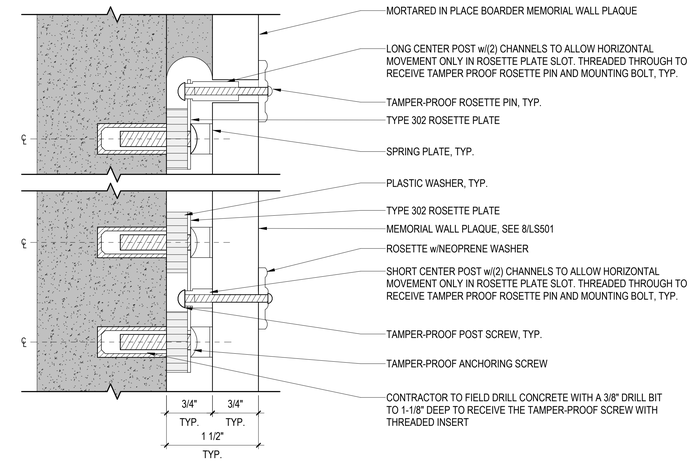


## 4 MEMORIAL WALL PLAQUE MARKER ATTACHMENT SECTION DETAIL
12" = 1'-0"

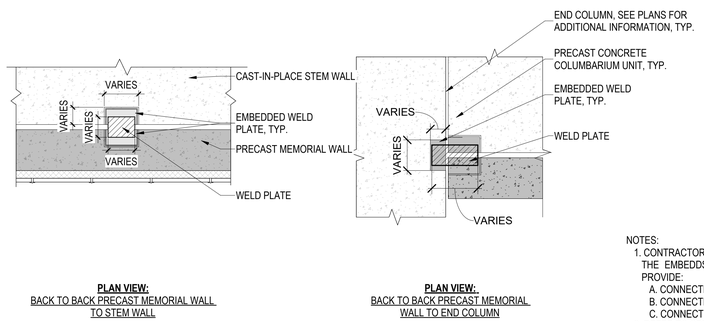


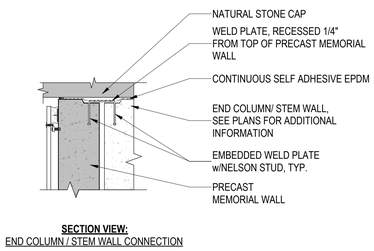


NOTES:
1. CONTRACTOR IS RESPONSIBLE FOR PROVIDING STRUCTURAL CALCULATIONS AND DESIGN OF THE EMBEDDS AS A DELIGATED DESIGN ITEM. DESIGN AND CALCULATIONS SHALL AT MINIMUM PROVIDE:
   A. CONNECTIONS TO CAST-IN-PLACE FOUNDATIONS, BOTTOM AND TOP.
   B. CONNECTIONS OF PRECAST UNITS, BACK TO BACK AND END TO END.
   C. CONNECTIONS TO NATURAL STONE CAP
2. REFER TO SPECIFICATIONS FOR ADDITIONAL REQUIREMENTS

## 5 PRECAST MEMORIAL WALL WELD PLATE DETAILS
1" = 1'-0"

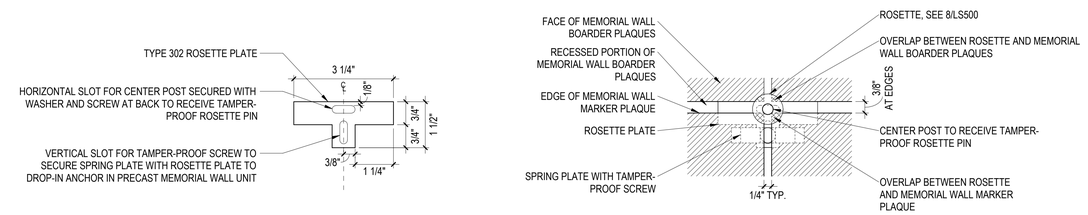


## 6 MEMORIAL WALL TOP EDGE ATTACHMENT DETAIL, TYP.
6" = 1'-0"

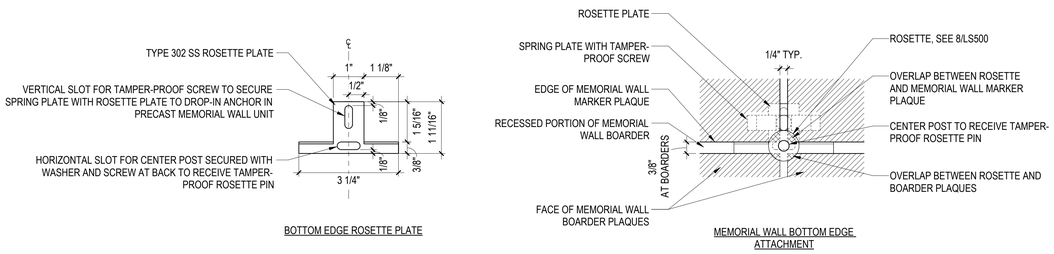


## 7 MEMORIAL WALL BOTTOM EDGE ATTACHMENT DETAIL, TYP.
6" = 1'-0"




NOTE:
RIGHT SIDE EDGE IS SHOWN, LEFT SIDE EDGE IS A MIRROR IMAGE

## 8 MEMORIAL WALL EDGE ATTACHMENT DETAIL, TYP.
6" = 1'-0"

**BID DOCUMENTS**

| Revisions: | Date: |
|---|---|
| | |

CONSULTANTS

| IRRIGATION: | GEOTECHNICAL: | COST ESTIMATING: |
|---|---|---|
| WATER IN MOTION, INC. | TERRACON | OCMI |
| 175 JAMES AVENUE NORTH MINNEAPOLIS, MN 55405 952.229.1911 | 611 LUNKEN PARK DRIVE CINCINNATI, OHIO 45226 513.612.9020 | 2100 NORTH GREENVILLE AVENUE RICHARDSON, TEXAS 75082 469.431.0571 |
| TIMOTHY MALOOLY | JEFF DUNLAP, PE | KYLE VEATER |

ARCHITECT/ENGINEER OF RECORD

ANDERSON
13605 1st Ave. N. #100 Plymouth, MN 55441
P 763.412.4000 | F 763.412.4090 | ae-mn.com
Anderson Engineering of Minnesota, LLC | Proj # 18125

STAMP

Office of Design and Construction Services

VA U.S. Department of Veterans Affairs

| Drawing Title | Phase | Project Title | Project Number |
|---|---|---|---|
| MEMORIAL WALL - PRECAST DETAILS | BID DOCUMENTS | DAYTON NATIONAL CEMETERY GRAVESITE EXPANSION | 810CM3033 |
| Approved: | | Location: 4400 W THIRD ST, DAYTON, OH 45428 | Building Number |
| | | Issue Date: DECEMBER 5, 2025 / Checked: JD / Drawn: RJL | Drawing Number: LS501 |

VA FORM 08 - 6231

2026-02-11 9:16:21 C:\Users\rlebelt\Documents\18125 DNC Memorial Wall_R23_RJLebeltR88.rvt

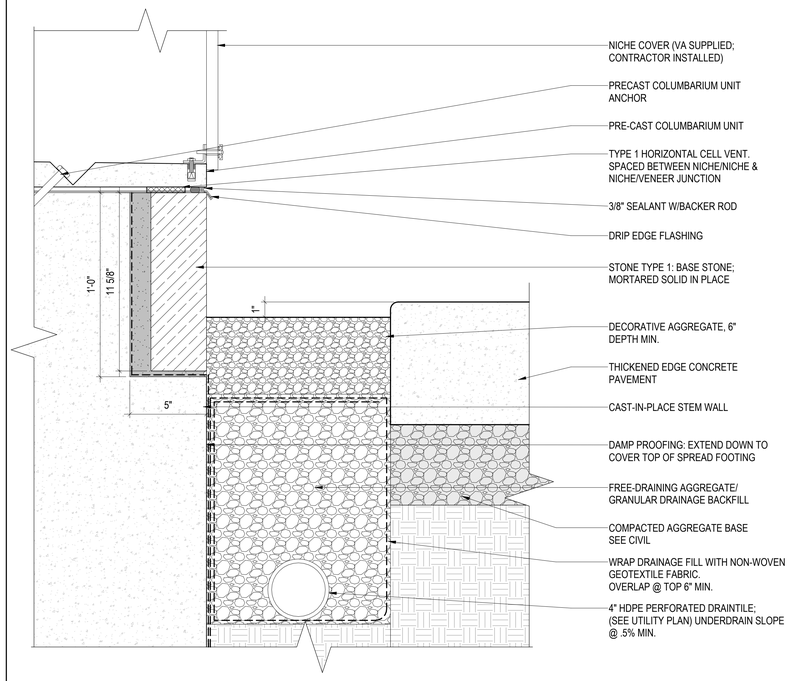


1 NICHE WALL BASE SECTION DETAIL
3" = 1'-0"

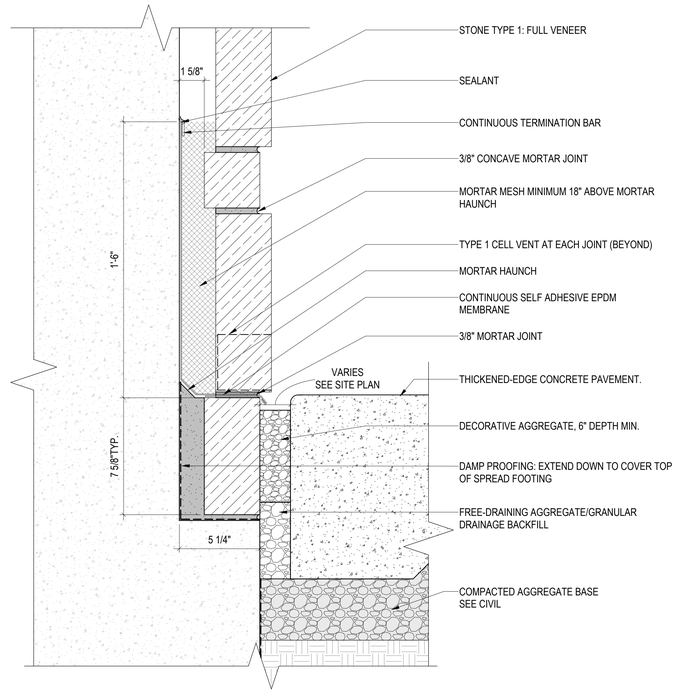


2 COLUMN BASE AT PAVEMENT SECTION DETAIL
3" = 1'-0"

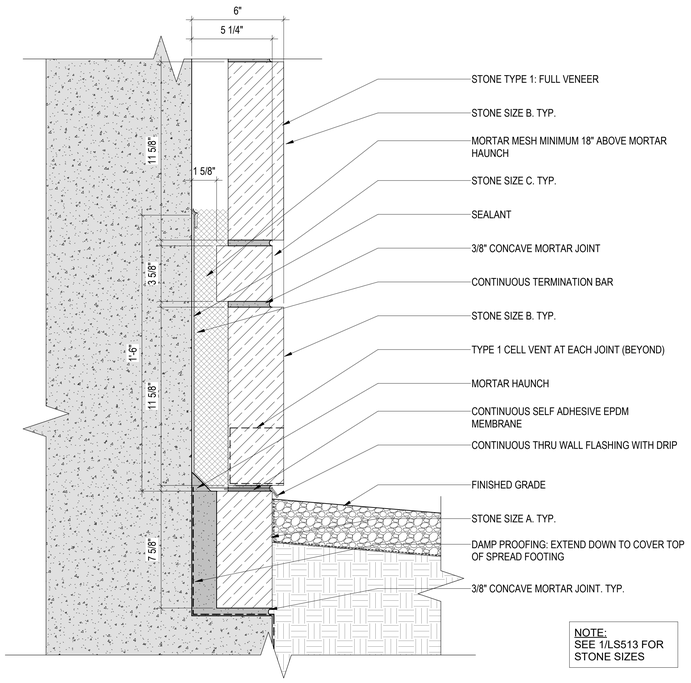


NOTE:
SEE 1/LS513 FOR STONE SIZES

3 COLUMN BASE AT SOFTSCAPE SECTION DETAIL
3" = 1'-0"

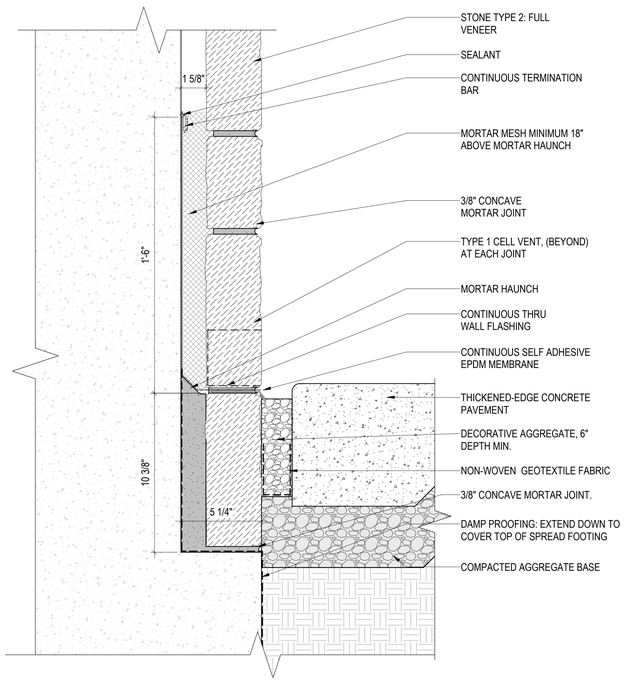


4 CONNECTOR WALL BASE AT PAVEMENT SECTION DETAIL
3" = 1'-0"

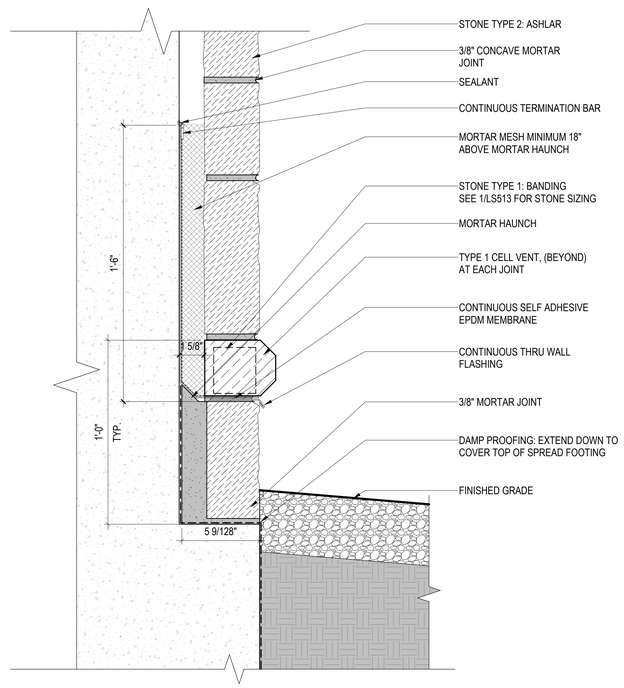


5 CONNECTOR WALL BASE AT SOFTSCAPE SECTION DETAIL
3" = 1'-0"

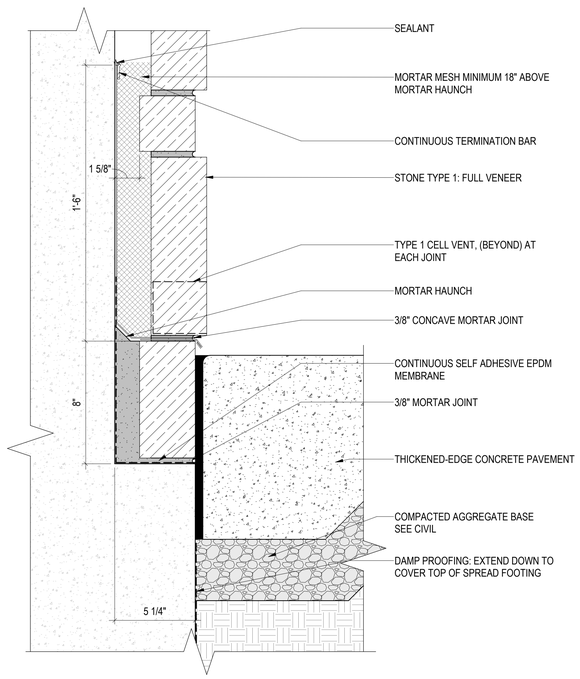


6 WING WALL AT PAVEMENT SECTION DETAIL
3" = 1'-0"

**BID DOCUMENTS**

| Revisions: | Date: |
|---|---|
| | |

CONSULTANTS

| IRRIGATION: | GEOTECHNICAL: | COST ESTIMATING: |
|---|---|---|
| WATER IN MOTION, INC. | TERRACON | OCMI |
| 175 JAMES AVENUE NORTH MINNEAPOLIS, MN 55405 952.229.1911 | 611 LUNKEN PARK DRIVE CINCINNATI, OHIO 45226 513.612.9020 | 2100 NORTH GREENVILLE AVENUE RICHARDSON, TEXAS 75082 469.431.0571 |
| TIMOTHY MALOOLY | JEFF DUNLAP, PE | KYLE VEATER |

ARCHITECT/ENGINEER OF RECORD

ANDERSON

13605 1st Ave. N. #100 Plymouth, MN 55441
P 763.412.4000 | F 763.412.4090 | ae-mn.com
Anderson Engineering of Minnesota, LLC | Proj # 18125

STAMP

Office of Design and Construction Services

VA U.S. Department of Veterans Affairs

| Drawing Title | Phase | Project Title | Project Number |
|---|---|---|---|
| WALL DETAILS | BID DOCUMENTS | DAYTON NATIONAL CEMETERY GRAVESITE EXPANSION | 810CM3033 |
| Approved: | | Location: 4400 W THIRD ST, DAYTON, OH 45428 | Building Number |
| | | Issue Date: DECEMBER 5, 2025 / Checked: JAF / Drawn: RJL | Drawing Number: LS502 |

2026-02-11 9:19:11 C:\Users\rlebell\Documents\18125 DNC Columbarium_RJLlebel4588.rvt

VA FORM 08 - 6231

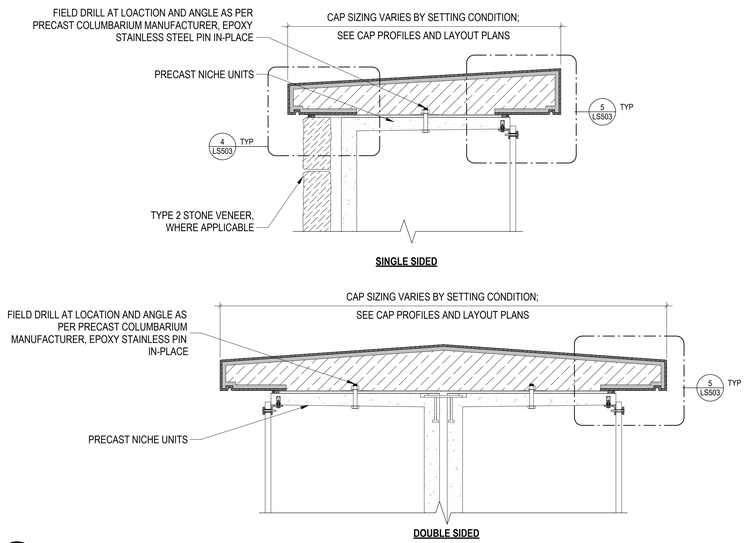


1 NICHE WALL CAP SETTING SECTION DETAIL, TYP
1 1/2" = 1'-0"

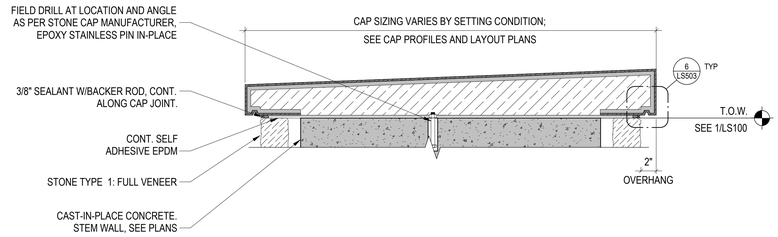


2 COLUMN CAP SETTING, SINGLE-SLOPE SECTION DETAIL
1 1/2" = 1'-0"

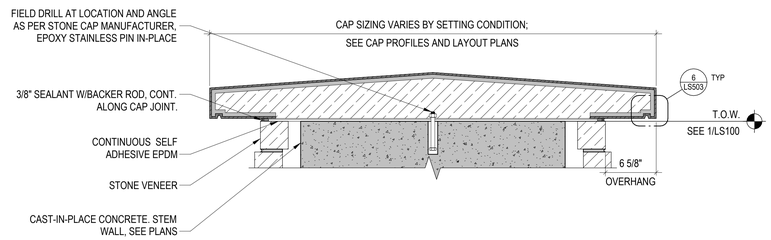


3 COLUMN CAP SETTING, DOUBLE-SLOPE SECTION DETAIL
1 1/2" = 1'-0"

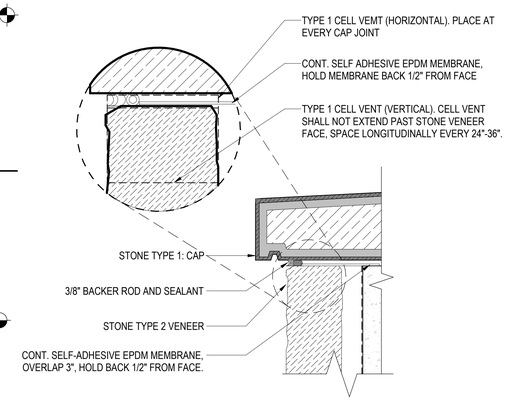


4 CAP SETTING AT VENEER DETAIL, TYP.
3" = 1'-0"

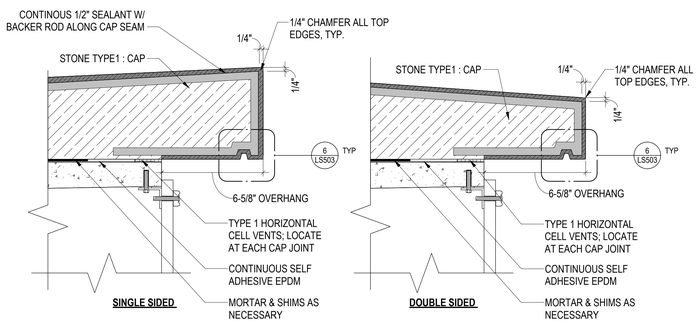


5 NICHE UNIT CAP SETTING DETAIL, TYP.
3" = 1'-0"

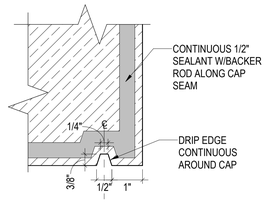


6 CAP DRIP EDGE DETAIL, TYP
6" = 1'-0"

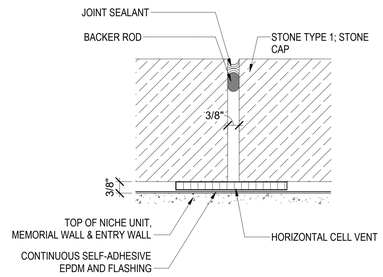


7 NATURAL STONE CAP JOINT ELEVATION DETAIL, TYP.
6" = 1'-0"

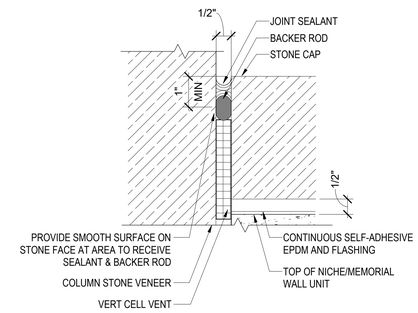


8 NATURAL STONE CAP AT VENEER JOINT ELEVATON DETAIL, TYP.
6" = 1'-0"

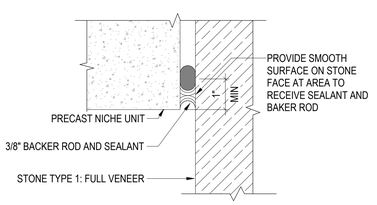


9 BACKER ROD & SEALANT AT CONCRETE TO STONE DETAIL
6" = 1'-0"

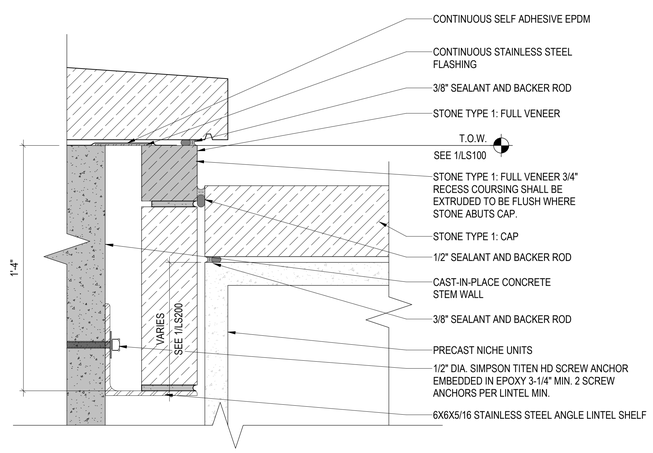


10 ANGLE LINTEL SHELF DETAIL, TYP.
3" = 1'-0"

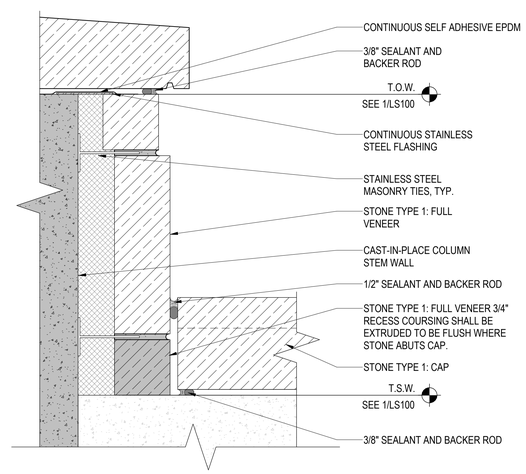


11 COLUMN TO C.I.P. CONCRETE DETAIL, TYP.
3" = 1'-0"

**BID DOCUMENTS**

| Revisions: | Date: |
|---|---|
| | |

CONSULTANTS

| IRRIGATION: | GEOTECHNICAL: | COST ESTIMATING: |
|---|---|---|
| WATER IN MOTION, INC. | TERRACON | OCMI |
| 175 JAMES AVENUE NORTH MINNEAPOLIS, MN 55405 952.229.1911 | 611 LUNKEN PARK DRIVE CINCINNATI, OHIO 45226 513.612.9020 | 2100 NORTH GREENVILLE AVENUE RICHARDSON, TEXAS 75082 469.431.0571 |
| TIMOTHY MALOOLY | JEFF DUNLAP, PE | KYLE VEATER |

ARCHITECT/ENGINEER OF RECORD

ANDERSON

13605 1st Ave. N. #100 Plymouth, MN 55441
P 763.412.4000 | F 763.412.4090 | ae-mn.com
Anderson Engineering of Minnesota, LLC | Proj # 18125

STAMP

Office of Design and Construction Services

VA U.S. Department of Veterans Affairs

| Drawing Title | Phase | Project Title | Project Number |
|---|---|---|---|
| CAP SETTING DETAILS | BID DOCUMENTS | DAYTON NATIONAL CEMETERY GRAVESITE EXPANSION | 810CM3033 |
| Approved: | | Location: 4400 W THIRD ST, DAYTON, OH 45428 | Building Number |
| | | Issue Date: DECEMBER 5, 2025 / Checked: JAF / Drawn: RJL | Drawing Number: LS503 |

VA FORM 08 - 6231

2026-02-11 9:19:12 C:\Users\rlebelt\Documents\18125 DNC Columbarium_RJLdebelt4588.rvt

WALL ID LETTERING

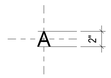


ROW ID MARKER
FIELD DRILL AND SET BRONZE MARKER, POST MOUNTED IN EPOXY SET INTO STONE VENEER TO MATCH EXISTING COLUMBARIA "A"

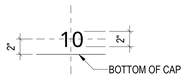


COLUMN ID MARKER
FIELD DRILL AND SET BRONZE MARKER, POST MOUNTED IN EPOXY SET INTO STONE CAP TO MATCH EXISTING COLUMBARIA "A"

NOTES:

1. FONT TO MATCH EXISTING COLUMBARIA "A"
2. ALL CHARACTERS TO BE BRONZE INDICATORS POST MOUNTED IN EPOXY.
3. SEE ELEVATIONS FOR ROW INDICATOR LOCATIONS.
4. SEE ADDRESSING PLANS LS140 AND LS 141 FOR COLUMN MARKER AND WALL ID LOCATIONS
5. INDICATORS TO BE CENTERED ON PLAQUE COVER PLATES, SEE 2LS/504 AND 3/LS504.

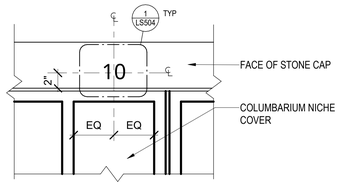


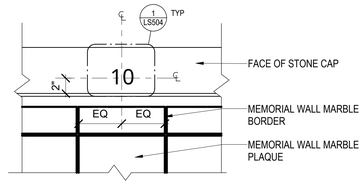


## 1 COLUMBARIUM AND MEMORIAL WALL LETTERING AND NUMBERING

1 1/2" = 1'-0"

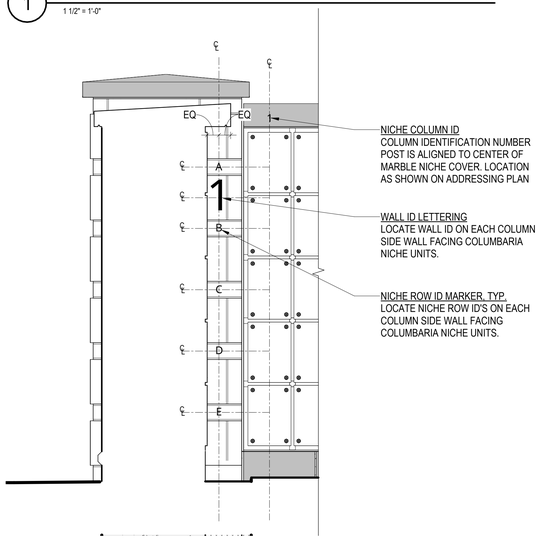


INTERIOR CORNER COLUMN

## 2 NICHE COLUMN ID MARKER NUMBERING

1 1/2" = 1'-0"

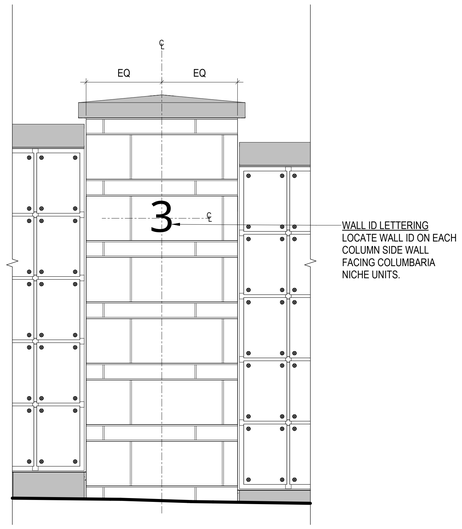


CENTER COLUMN

## 3 MEMORIAL WALL COLUMN ID MARKER NUMBERING

1 1/2" = 1'-0"

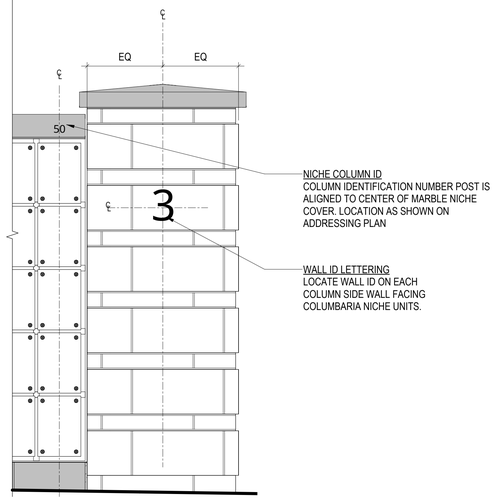


EXTERIOR CORNER AND END COLUMN

## 4 COLUMBARIUM INTERIOR CORNER COLUMN ID PLACEMENT DETAIL

3/4" = 1'-0"

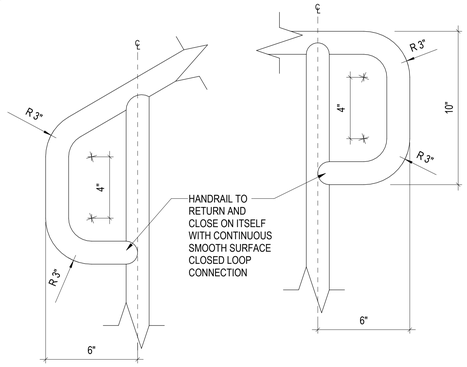


## 5 COLUMBARIUM CENTER COLUMNS END COLUMNS AND EXTERIOR CORNERS ID PLACEMENT DETAIL

3/4" = 1'-0"

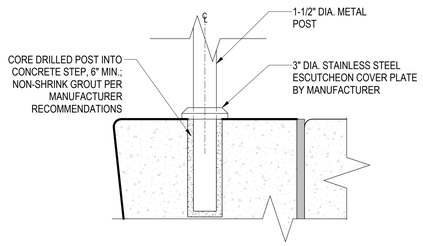


## 6 STAIRCASE RAILING DETAIL

3" = 1'-0"

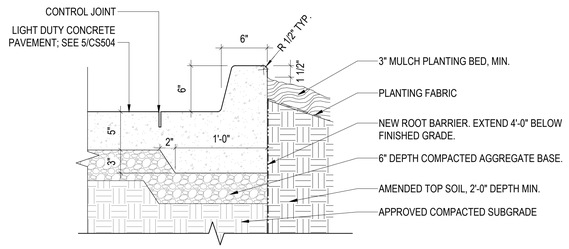


## 7 HANDRAIL POST SETTING DETAIL

3" = 1'-0"

## 8 LANDSCAPE EDGER CURB, TYP.

1 1/2" = 1'-0"

**BID DOCUMENTS**

| Revisions: | Date: |
|---|---|
| | |

CONSULTANTS

| IRRIGATION: | GEOTECHNICAL: | COST ESTIMATING: |
|---|---|---|
| WATER IN MOTION, INC. | TERRACON | OCMI |
| 175 JAMES AVENUE NORTH<br>MINNEAPOLIS, MN 55405<br>952.229.1911 | 611 LUNKEN PARK DRIVE<br>CINCINNATI, OHIO 45226<br>513.612.9020 | 2100 NORTH GREENVILLE AVENUE<br>RICHARDSON, TEXAS 75082<br>469.431.0571 |
| TIMOTHY MALOOLY | JEFF DUNLAP, PE | KYLE VEATER |

ARCHITECT/ENGINEER OF RECORD

ANDERSON

13605 1st Ave. N. #100 Plymouth, MN 55441
P 763.412.4000 | F 763.412.4090 | ae-mn.com
Anderson Engineering of Minnesota, LLC | Proj # 18125

STAMP

Office of Design and Construction Services

VA U.S. Department of Veterans Affairs

| Drawing Title | Phase | Project Title | Project Number |
|---|---|---|---|
| COLUMBARIUM - DETAILS | BID DOCUMENTS | DAYTON NATIONAL CEMETERY GRAVESITE EXPANSION | 810CM3033 |
| Approved: | | Location: 4400 W THIRD ST, DAYTON, OH 45428 | Building Number |
| | | Issue Date: DECEMBER 5, 2025 / Checked: JAF / Drawn: RJL | Drawing Number: LS504 |

2026-02-11 9:19:13 C:\Users\rlebel\Documents\18125 DNC Columbarium_RJLlebel4988.rvt

VA FORM 08 - 6231

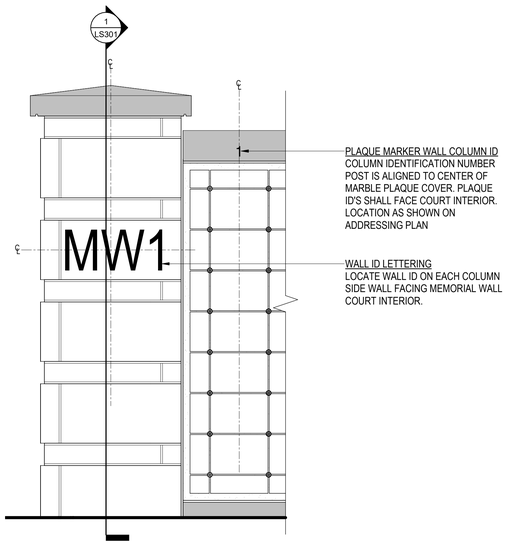


1 MEMORIAL WALL COLUMN ID PLACEMENT DETAIL
1" = 1'-0"

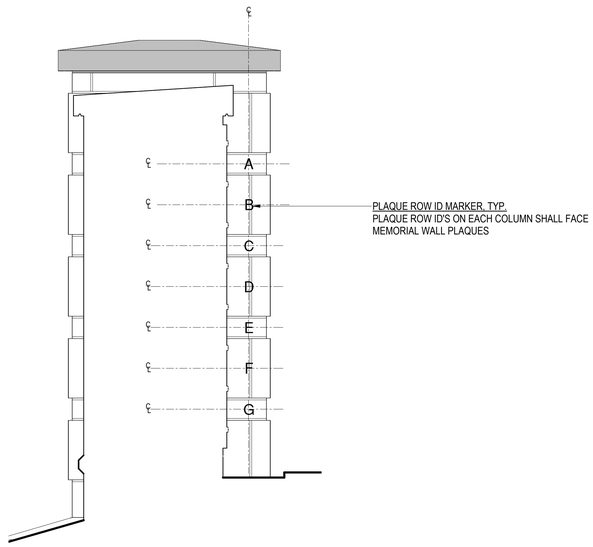


2 MEMORIAL WALL ROW ID PLACEMENT DETAIL
1" = 1'-0"

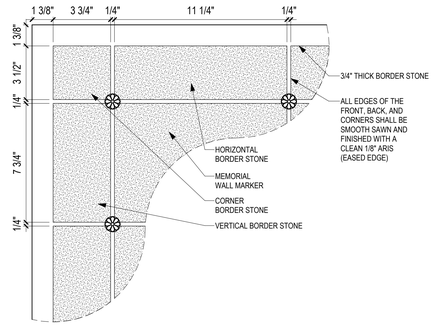


3 MEMORIAL WALL PLAQUE MARKER DETAIL
3" = 1'-0"

**BID DOCUMENTS**

| Revisions: | Date: |
|---|---|
| | |

CONSULTANTS

| IRRIGATION: | GEOTECHNICAL: | COST ESTIMATING: |
|---|---|---|
| WATER IN MOTION, INC. | TERRACON | OCMI |
| 175 JAMES AVENUE NORTH<br>MINNEAPOLIS, MN 55405<br>952.229.1911 | 611 LUNKEN PARK DRIVE<br>CINCINNATI, OHIO 45226<br>513.612.9020 | 2100 NORTH GREENVILLE AVENUE<br>RICHARDSON, TEXAS 75082<br>469.431.0571 |
| TIMOTHY MALOOLY | JEFF DUNLAP, PE | KYLE VEATER |

ARCHITECT/ENGINEER OF RECORD

ANDERSON

13605 1st Ave. N. #100 Plymouth, MN 55441
P 763.412.4000 | F 763.412.4090 | ae-mn.com
Anderson Engineering of Minnesota, LLC | Proj # 18125

STAMP

Office of Design and Construction Services

VA U.S. Department of Veterans Affairs

| Drawing Title | Phase | Project Title | Project Number |
|---|---|---|---|
| MEMORIAL WALL - DETAILS | BID DOCUMENTS | DAYTON NATIONAL CEMETERY GRAVESITE EXPANSION | 810CM3033 |
| Approved: | | Location: 4400 W THIRD ST, DAYTON, OH 45428 | Building Number |
| | | Issue Date: DECEMBER 5, 2025 / Checked: JD / Drawn: RJL | Drawing Number: LS505 |

2025-02-11 9:16:21 C:\Users\rlabelt\Documents\18125 DNC Memorial Wall_R23_RJLabelt4888.rvt

VA FORM 08 - 6231

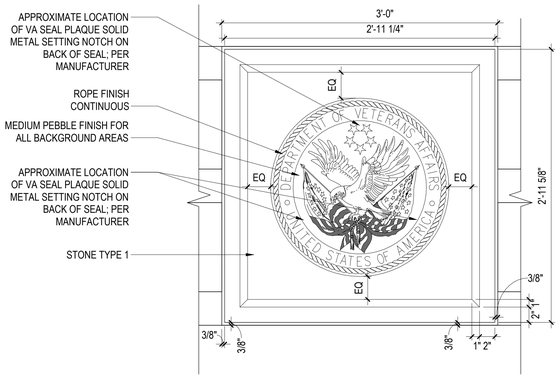


ELEVATION

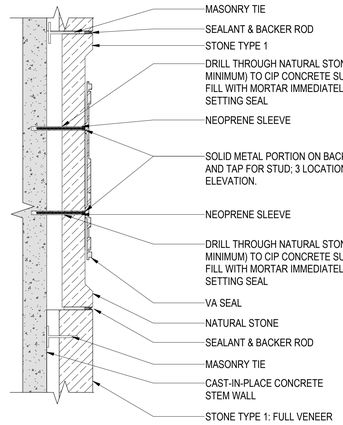


SECTION

NOTES:
1. SEE SPECIFICATIONS FOR MATERIAL, WORKMANSHIP, FINISH, COATING, AND FASTENERS.
2. VA SEAL IS TO BE SUPPLIED AND INSTALLED BY THE CONTRACTOR.
3. VA SEAL: 23-1/4" DIA.
4. SUBMIT SHOP DRAWINGS.

1 ENTRY WALL STONE VA SEAL PLAQUE - EAST WALL
1 1/2" = 1'-0"

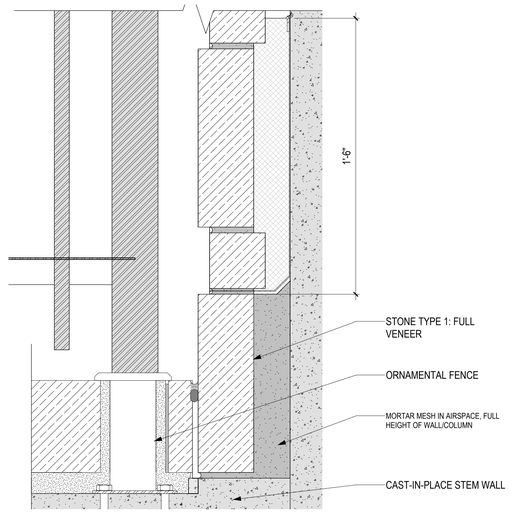


3 ENTRY WALL COLUMN ORNAMENTAL FENCE - TYP.
3" = 1'-0"

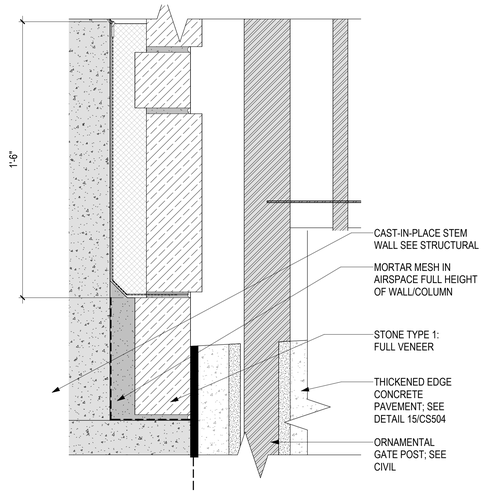


4 ENTRY WALL ORNAMENTAL FENCE - TYP.
3" = 1'-0"

ELEVATION

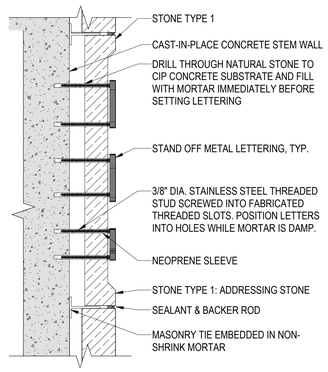


SECTION

NOTES:
1. SEE SPECIFICATIONS FOR MATERIAL, WORKMANSHIP, FINISH, COATING, AND FASTENERS.
2. SUBMIT SHOP DRAWINGS.

2 ENTRY WALL STONE CEMETERY SIGN - WEST WALL
1 1/2" = 1'-0"

**BID DOCUMENTS**

| Revisions: | Date: |
|---|---|
| | |

CONSULTANTS

| IRRIGATION: | GEOTECHNICAL: | COST ESTIMATING: |
|---|---|---|
| WATER IN MOTION, INC. | TERRACON | OCMI |
| 175 JAMES AVENUE NORTH<br>MINNEAPOLIS, MN 55405<br>952.229.1911 | 611 LUNKEN PARK DRIVE<br>CINCINNATI, OHIO 45226<br>513.612.9020 | 2100 NORTH GREENVILLE AVENUE<br>RICHARDSON, TEXAS 75082<br>469.431.0571 |
| TIMOTHY MALOOLY | JEFF DUNLAP, PE | KYLE VEATER |

ARCHITECT/ENGINEER OF RECORD

ANDERSON

13605 1st Ave. N. #100 Plymouth, MN 55441
P 763.412.4000 | F 763.412.4090 | ae-mn.com
Anderson Engineering of Minnesota, LLC | Proj # 18125

STAMP

Office of Design and Construction Services

VA U.S. Department of Veterans Affairs

| Drawing Title | Phase | Project Title | Project Number |
|---|---|---|---|
| ENTRY WALL - DETAILS | BID DOCUMENTS | DAYTON NATIONAL CEMETERY GRAVESITE EXPANSION | 810CM3033 |
| Approved: | | Location: 4400 W THIRD ST, DAYTON, OH 45428 | Building Number |
| | | Issue Date: DECEMBER 5, 2025 / Checked: JAF / Drawn: RJL | Drawing Number: LS506 |

VA FORM 08 - 6231

2026-02-11 9:24:31 C:\Users\rlebert\Documents\18125 DNC Entry Wall_R23_RJLebert4888.rvt




1 COLUMBARIUM CAP PROFILES

3/4" = 1'-0"

**BID DOCUMENTS**

| Revisions: | Date: |
|---|---|
| | |

CONSULTANTS

| IRRIGATION: | GEOTECHNICAL: | COST ESTIMATING: |
|---|---|---|
| WATER IN MOTION, INC. | TERRACON | OCMI |
| 175 JAMES AVENUE NORTH<br>MINNEAPOLIS, MN 55405<br>952.229.1911 | 611 LUNKEN PARK DRIVE<br>CINCINNATI, OHIO 45226<br>513.612.9020 | 2100 NORTH GREENVILLE AVENUE<br>RICHARDSON, TEXAS 75082<br>469.431.0571 |
| TIMOTHY MALOOLY | JEFF DUNLAP, PE | KYLE VEATER |

ARCHITECT/ENGINEER OF RECORD

ANDERSON

13605 1st Ave. N. #100 Plymouth, MN 55441
P 763.412.4000 | F 763.412.4090 | ae-mn.com
Anderson Engineering of Minnesota, LLC | Proj # 18125

STAMP

Office of Design and Construction Services

VA U.S. Department of Veterans Affairs

Drawing Title: COLUMBARIUM - CAP PROFILES

Approved:

Phase: BID DOCUMENTS

Project Title: DAYTON NATIONAL CEMETERY GRAVESITE EXPANSION

Location: 4400 W THIRD ST, DAYTON, OH 45428

Issue Date: DECEMBER 5, 2025 | Checked: JAF | Drawn: RJL

Project Number: 810CM3033

Building Number:

Drawing Number: LS510

2026-02-11 9:19:14 C:\Users\rlindebeti\Documents\18125 DNC Columbarium_RJLebeti4888.rvt

VA FORM 08 - 6231

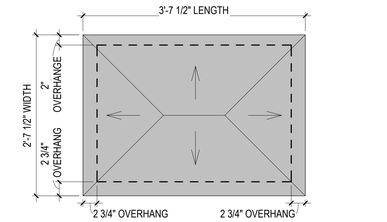


M4.1 - PLAN

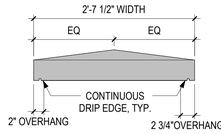


M4.1 - RIGHT

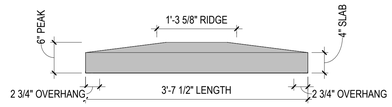


M4.1-FRONT

TYPE M4

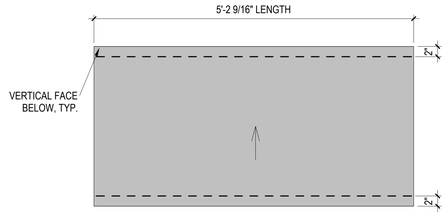


M1.1-PLAN

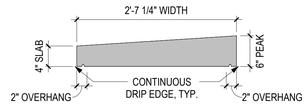


M1.1 & M1.2 - PROFILE

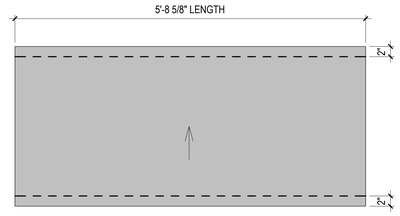


M1.2-PLAN

TYPE M1

NOTE:
1. REFER TO LS131 FOR CAP LAYOUT PLANS AND POSITIONING.
2. ALL VISIBLE TYPE M1 AND M4 STONE CAP FACES SHALL HAVE A CONTINUOUS DRIP EDGE SET BACK 1" FROM FACE.

1 MEMORIAL WALL CAP PROFILES
1" = 1'-0"

**BID DOCUMENTS**

| Revisions: | Date: |
|---|---|
| | |

CONSULTANTS

IRRIGATION: WATER IN MOTION, INC.
175 JAMES AVENUE NORTH
MINNEAPOLIS, MN 55405
952.229.1911
TIMOTHY MALOOLY

GEOTECHNICAL: TERRACON
611 LUNKEN PARK DRIVE
CINCINNATI, OHIO 45226
513.612.9020
JEFF DUNLAP, PE

COST ESTIMATING: OCMI
2100 NORTH GREENVILLE AVENUE
RICHARDSON, TEXAS 75082
469.431.0571
KYLE VEATER

ARCHITECT/ENGINEER OF RECORD
ANDERSON
13605 1st Ave. N. #100 Plymouth, MN 55441
P 763.412.4000 | F 763.412.4090 | ae-mn.com
Anderson Engineering of Minnesota, LLC | Proj # 18125

STAMP

Office of Design and Construction Services
VA U.S. Department of Veterans Affairs

Drawing Title: MEMORIAL WALL - CAP PROFILES
Approved:
Phase: BID DOCUMENTS
Project Title: DAYTON NATIONAL CEMETERY GRAVESITE EXPANSION
Location: 4400 W THIRD ST, DAYTON, OH 45428
Issue Date: DECEMBER 5, 2025
Checked: JD
Drawn: RJL
Project Number: 810CM3033
Building Number:
Drawing Number: LS511

2026-02-11 9:16:22 C:\Users\rlabelt\Documents\18125 DNC Memorial Wall_R23_RJLabelt4888.rvt

VA FORM 08 - 6231

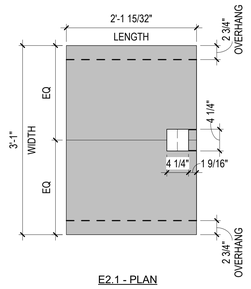


E2.1 - PLAN

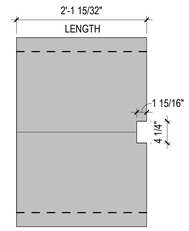


E2.2 - PLAN

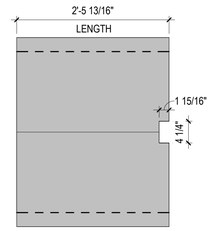


E2.3 - PLAN

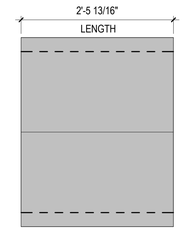


E2.4 - PLAN

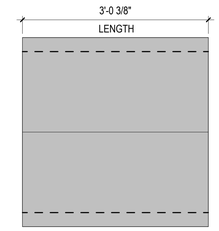


E2.5 - PLAN

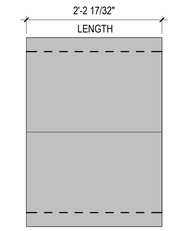


E2.6 - PLAN

TYPE E2

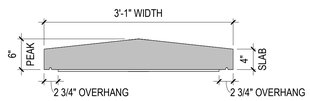


TYPICAL E2 CAP PROFILE

NOTE:
1. REFER TO LS132 FOR CAP LAYOUT PLANS AND POSITIONING.
2. ALL VISIBLE TYPE E2 STONE CAP FACES SHALL HAVE A CONTINUOUS DRIP EDGE SET BACK 1".

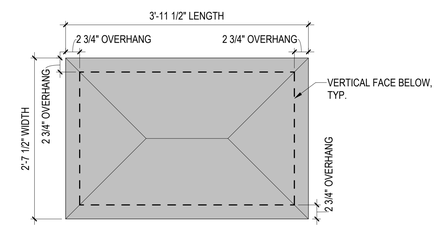


E4.1 - PLAN

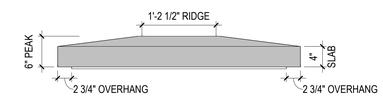


E4 CAP PROFILE - FRONT

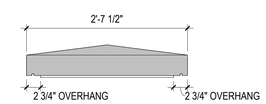


E4 CAP PROFILE - RIGHT

TYPE E4

1 ENTRY WALL CAP PROFILES
1" = 1'-0"

**BID DOCUMENTS**

| Revisions: | Date: |
|---|---|
| | |
| | |
| | |
| | |
| | |
| | |
| | |
| | |

CONSULTANTS

| IRRIGATION: | GEOTECHNICAL: | COST ESTIMATING: |
|---|---|---|
| WATER IN MOTION, INC. | TERRACON | OCMI |
| 175 JAMES AVENUE NORTH<br>MINNEAPOLIS, MN 55405<br>952.229.1911 | 611 LUNKEN PARK DRIVE<br>CINCINNATI, OHIO 45226<br>513.612.9020 | 2100 NORTH GREENVILLE AVENUE<br>RICHARDSON, TEXAS 75082<br>469.431.0571 |
| TIMOTHY MALOOLY | JEFF DUNLAP, PE | KYLE VEATER |

ARCHITECT/ENGINEER OF RECORD

ANDERSON

13605 1st Ave. N. #100 Plymouth, MN 55441
P 763.412.4000 | F 763.412.4090 | ae-mn.com
Anderson Engineering of Minnesota, LLC | Proj # 18125

STAMP

Office of Design and Construction Services

VA U.S. Department of Veterans Affairs

Drawing Title: ENTRY WALL - WALL CAP PROFILES

Approved:

Phase: BID DOCUMENTS

Project Title: DAYTON NATIONAL CEMETERY GRAVESITE EXPANSION

Location: 4400 W THIRD ST, DAYTON, OH 45428

Project Number: 810CM3033

Building Number:

Drawing Number: LS512

Issue Date: DECEMBER 5, 2025 | Checked: JAF | Drawn: RJL

2025-02-11 9:24:31 C:\Users\rlebell\Documents\18125 DNC Entry Wall_R23_RJLebel4888.rvt

VA FORM 08 - 6231

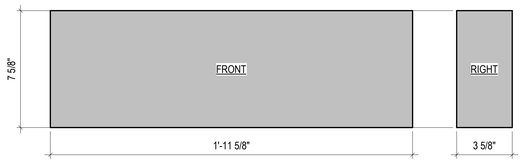


STONE - A

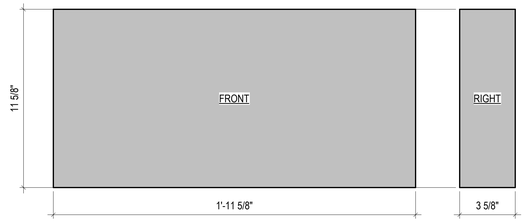


STONE - B

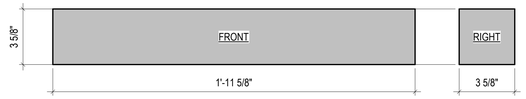


STONE - C

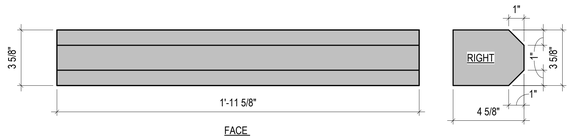


BANDING STONE - TYP.

1 STONE TYPE 1 - COLUMBARIUM, MEMORIAL WALL, AND ENTRY WALL STONE BLOCK DETAILS

**BID DOCUMENTS**

| Revisions: | Date: |
|---|---|
| | |
| | |
| | |
| | |
| | |
| | |
| | |
| | |

CONSULTANTS

| IRRIGATION: | GEOTECHNICAL: | COST ESTIMATING: |
|---|---|---|
| WATER IN MOTION, INC. | TERRACON | OCMI |
| 175 JAMES AVENUE NORTH<br>MINNEAPOLIS, MN 55405<br>952.229.1911 | 611 LUNKEN PARK DRIVE<br>CINCINNATI, OHIO 45226<br>513.612.9020 | 2100 NORTH GREENVILLE AVENUE<br>RICHARDSON, TEXAS 75082<br>469.431.0571 |
| TIMOTHY MALOOLY | JEFF DUNLAP, PE | KYLE VEATER |

ARCHITECT/ENGINEER OF RECORD

ANDERSON

13605 1st Ave. N. #100 Plymouth, MN 55441
P 763.412.4000 | F 763.412.4090 | ae-mn.com
Anderson Engineering of Minnesota, LLC | Proj # 18125

STAMP

Office of Design and Construction Services

VA U.S. Department of Veterans Affairs

Drawing Title: COLUMBARIUM, MEMORIAL WALL, & ENTRY WALL - STONE DETAILS

Approved:

Phase: BID DOCUMENTS

Project Title: DAYTON NATIONAL CEMETERY GRAVESITE EXPANSION

Location: 4400 W THIRD ST, DAYTON, OH 45428

Issue Date: DECEMBER 5, 2025 | Checked: JAF | Drawn: RJL

Project Number: 810CM3033

Building Number:

Drawing Number: LS513

VA FORM 08 - 6231

2026-02-11 9:19:15 C:\Users\rlebert\Documents\18125 DNC Columbarium_RJLlebert4888.rvt