IE056 HAVASUPAI ELEMENTARY SCHOOL

PLAYGROUND SAFETY AND FLOOD PREVENTION IMPROVEMENTS PHASE-I

ISSUED FOR REFERENCE

REV	DESCRIPTION	DRAWN	REVD	APPRVD	DATE

Designed By: CHRIS GOELZ
Project Engineer: TBD
Drawn by: CHRIS GOELZ
Project No.: TBD
Document No: 1
Date: 4/20/2026
Plot Scale: NOT TO SCALE

BUREAU OF INDIAN EDUCATION

HAVASUPAI ELEMENTARY SCHOOL
PO BOX 40, SUPAI AZ 86435

PLAYGROUND SAFETY AND FLOOD PREVENTION IMPROVEMENTS PHASE-I

SHEET REFERENCE NUMBER:
1

DRAWING

"DISCLAIMER: These drawings are for conceptual use only, not for construction"

CHRISTOPHER GOELZ, TBE
Civil Engineering Engineer
Cell Phone:
Work Emails:
Location:
Phoenix, AZ
PLANATE

1. THESE DRAWINGS REPRESENT PHASE-I ONLY OF A PLANNED THREE-PHASE BASKETBALL COURT AND PLAYGROUND IMPROVEMENT PROJECT.

2. PHASE-I WORK SHALL BE SUBSTANTIALLY COMPLETE BY AUGUST 2026. PHASE-II AND PHASE-III IMPROVEMENTS ARE NOT INCLUDED IN THIS DRAWING PACKAGE UNLESS SPECIFICALLY NOTED OTHERWISE.

3. PHASE-I WORK INCLUDES, BUT IS NOT LIMITED TO, DEMOLITION AND REMOVAL OF THE EXISTING PLAYGROUND EQUIPMENT, INSTALLATION OF TEMPORARY WOOD CHIPS / WOOD MULCH GROUND COVER THAT IS SAFE AND APPROPRIATE, REMOVAL OF APPROXIMATELY ONE-HALF OF THE EXISTING BASKETBALL COURT IN SALVAGEABLE SECTIONS, AND REFURBISHMENT OF THE REMAINING HALF COURT.

4. PHASE-II IS ANTICIPATED TO INCLUDE INSTALLATION OF LIMITED PLAY STRUCTURES AND IS NOT INCLUDED IN THIS PHASE-I CONSTRUCTION PACKAGE.

5. PHASE-III IS ANTICIPATED TO INCLUDE INSTALLATION OF THE NEW PERMANENT BASKETBALL COURT AND PLAYGROUND POURED-IN-PLACE SAFETY SURFACING AND IS NOT INCLUDED IN THIS PHASE-I CONSTRUCTION PACKAGE.

6.CONTRACTOR SHALL FIELD VERIFY ALL EXISTING CONDITIONS, DIMENSIONS, ELEVATIONS, ACCESS POINTS, UTILITIES, CLEARANCES, AND ADJACENT SITE FEATURES PRIOR TO START OF WORK. ANY DISCREPANCIES SHALL BE REPORTED TO THE OWNER BEFORE PROCEEDING.

7. CONTRACTOR SHALL PROVIDE ALL LABOR, MATERIALS, EQUIPMENT, TOOLS, SUPERVISION, HAULING, DISPOSAL, TEMPORARY PROTECTION, TEMPORARY FENCING, BARRIERS, AND INCIDENTAL WORK NECESSARY TO COMPLETE PHASE-I IMPROVEMENTS AS INDICATED.

8. REMOVE AND LEGALLY DISPOSE OF ALL DEMOLISHED PLAYGROUND EQUIPMENT, UNSUITABLE SURFACING, DEBRIS, AND ANCILLARY MATERIALS OFF SITE, UNLESS SPECIFICALLY IDENTIFIED FOR SALVAGE OR REUSE.

9. THE PORTION OF EXISTING BASKETBALL COURT IDENTIFIED FOR REMOVAL SHALL BE SAW-CUT AND REMOVED IN CONTROLLED SECTIONS OR CHUNKS SIZED FOR POTENTIAL REUSE AS FLOOD / EROSION CONTROL, AS DIRECTED BY THE OWNER.

10. CONTRACTOR SHALL PROTECT ALL EXISTING FEATURES TO REMAIN, INCLUDING BUT NOT LIMITED TO BUILDINGS, ADA RAMPS, WALKS, BLEACHERS, FENCING, LIGHT POLES, UTILITIES, AND ADJACENT IMPROVEMENTS. ANY DAMAGE CAUSED BY CONSTRUCTION SHALL BE REPAIRED OR REPLACED AT NO ADDITIONAL COST TO THE OWNER.

11. CONTRACTOR SHALL MAINTAIN SAFE PEDESTRIAN ACCESS AND BUILDING ACCESS TO ADJACENT FACILITIES DURING CONSTRUCTION. PROVIDE, MAINTAIN, RELOCATE AS REQUIRED, AND REMOVE TEMPORARY BARRIERS, WARNING SIGNS, AND CONSTRUCTION FENCING NECESSARY TO SAFELY SEPARATE STUDENTS, STAFF, AND OCCUPANTS FROM THE WORK AREA.

12. CONTRACTOR SHALL COORDINATE PHASE-I WORK TO MINIMIZE IMPACT TO SCHOOL OPERATIONS AND SHALL PERFORM THE WORK IN ACCORDANCE WITH THE APPROVED PROJECT PHASING AND SCHOOL SCHEDULE.

13. TEMPORARY WOOD CHIPS / WOOD MULCH PROVIDED IN PHASE-I SHALL BE STABLE, SAFE, AND APPROPRIATE FOR STUDENT USE, AND SHALL BE INSTALLED IN A MANNER THAT DOES NOT CREATE TRIP HAZARDS, PONDING, EROSION, OR ACCESSIBILITY CONFLICTS.

14. REFURBISHED HALF COURT SHALL RECEIVE NEW COURT STRIPING, AND ONE NEW ADJUSTABLE BASKETBALL HOOP AT THE LOCATION SHOWN.

15. ALL NEW WORK SHALL BE INSTALLED PLUMB, LEVEL, TRUE TO LINE, AND IN ACCORDANCE WITH MANUFACTURER RECOMMENDATIONS AND APPLICABLE CODES AND STANDARDS.

16. CONTRACTOR SHALL VERIFY ALL REQUIRED PERMITS, INSPECTIONS, AND APPROVALS ASSOCIATED WITH PHASE-I WORK BEFORE CONSTRUCTION COMMENCES.

17. DUST, DEBRIS, AND NOISE SHALL BE CONTROLLED AT ALL TIMES DURING CONSTRUCTION.

18. IF UNKNOWN UTILITIES, CULTURAL MATERIALS, ARCHAEOLOGICAL RESOURCES, OR OTHER UNFORESEEN CONDITIONS ARE ENCOUNTERED, STOP WORK IN THE AFFECTED AREA AND NOTIFY THE OWNER BEFORE PROCEEDING.

19. CONTRACTOR SHALL KEEP THE SITE CLEAN AND ORDERLY THROUGHOUT CONSTRUCTION AND SHALL REMOVE ALL TOOLS, TRASH, EXCESS MATERIALS, AND CONSTRUCTION DEBRIS UPON COMPLETION OF PHASE-I WORK.

20. CONTRACTOR SHALL PROVIDE RECORD INFORMATION FOR ALL PHASE-I IMPROVEMENTS, INCLUDING DEMOLITION LIMITS, SURFACING LIMITS, COURT STRIPING, EQUIPMENT LOCATIONS, FENCING LIMITS, AND FIELD CHANGES.

ISSUED FOR REFERENCE

REV	DESCRIPTION	DRAWN	REVD	APPRVD	DATE

Designed By: CHRIS GOELZ
Project Engineer: TBD
Document No: 2
Date: 4/20/2026
Drawn by: CHRIS GOELZ
Plot Scale: NOT TO SCALE
Project No.: TBD

BUREAU OF INDIAN EDUCATION

HAVASUPAI ELEMENTARY SCHOOL
PO BOX 40, SUPAI AZ 86435

PLAYGROUND SAFETY AND FLOOD PREVENTION IMPROVEMENTS
PHASE-I

SHEET REFERENCE NUMBER:
2

DRAWING
"DISCLAIMER: These drawings are for conceptual use only, not for construction"

CHRISTOPHER GOELZ, TBE
Civil Engineering Engineer
Cell Phone:
Work Email:
Location:
Phoenix, AZ
PLANATE

1. PROVIDE AND INSTALL 6'-0" HIGH TEMPORARY CHAIN-LINK CONSTRUCTION FENCING AT LOCATIONS SHOWN ON THE DRAWINGS OR AS REQUIRED TO SECURE THE WORK AREA.

2. TEMPORARY FENCING SHALL CONSIST OF FREESTANDING GALVANIZED CHAIN-LINK PANELS, POSTS, BASES, CLAMPS, BRACING, AND ALL REQUIRED ACCESSORIES NECESSARY TO PROVIDE A COMPLETE, STABLE, AND SECURE INSTALLATION.

3. FENCE PANELS SHALL BE PLUMB, ALIGNED, AND SECURELY CONNECTED TO ADJACENT PANELS USING APPROVED CLAMPS OR CONNECTORS.

4. PROVIDE PANEL BASES OF SUFFICIENT SIZE AND WEIGHT TO RESIST OVERTURNING, DISPLACEMENT, AND WIND LOADS UNDER ANTICIPATED SITE CONDITIONS.

5. PROVIDE ADDITIONAL BRACING, TIE-DOWNS, OR STABILIZATION AS REQUIRED AT CORNERS, GATES, ENDS OF RUNS, AND OTHER LOCATIONS NECESSARY TO MAINTAIN FENCE STABILITY.

6. CONTRACTOR SHALL COORDINATE FENCE LAYOUT TO MAINTAIN SAFE ACCESS TO THE SITE, BUILDINGS, WALKS, DRIVES, AND EMERGENCY EGRESS PATHS.

7. PROVIDE GATES WHERE REQUIRED FOR CONSTRUCTION ACCESS. GATES SHALL BE CAPABLE OF BEING SECURED WHEN THE SITE IS UNATTENDED.

8. FENCE INSTALLATION SHALL NOT DAMAGE EXISTING PAVING, WALKS, CURBS, UTILITIES, LANDSCAPING, OR OTHER SITE FEATURES. REPAIR DAMAGE CAUSED BY FENCE INSTALLATION OR REMOVAL AT NO ADDITIONAL COST TO THE OWNER.

9. DO NOT INSTALL TEMPORARY FENCING IN A MANNER THAT CREATES TRIPPING HAZARDS, OBSTRUCTS DRAINAGE, OR INTERFERES WITH REQUIRED ACCESSIBILITY ROUTES.

10. CONTRACTOR SHALL MAINTAIN TEMPORARY FENCING IN A SAFE, UPRIGHT, AND SECURE CONDITION FOR THE DURATION OF ITS USE, INCLUDING REPOSITIONING, REPAIR, REPLACEMENT, AND REALIGNMENT AS REQUIRED.

11. REMOVE, RESET, OR MODIFY FENCING AS NECESSARY TO ACCOMMODATE CONSTRUCTION PHASING, SITE ACCESS, AND CHANGING WORK CONDITIONS.

12. REMOVE TEMPORARY FENCING, BASES, CLAMPS, BRACING, AND ALL RELATED MATERIALS WHEN NO LONGER REQUIRED OR AT COMPLETION OF THE WORK.

13. UPON REMOVAL, CLEAN THE AREA AND RESTORE DISTURBED SURFACES TO THEIR ORIGINAL CONDITION OR BETTER.

ISSUED FOR REFERENCE

REV	DESCRIPTION	DRAWN	REVD	APPRVD	DATE

Designed By: CHRIS GOELZ
Document No: 3
Project Engineer: TBD
Date: 4/20/2026
Drawn by: CHRIS GOELZ
Plot Scale: NOT TO SCALE
Project No.: TBD

BUREAU OF INDIAN EDUCATION

HAVASUPAI ELEMENTARY SCHOOL
PO BOX 40, SUPAI AZ 86435

PHASE-I 6' HIGH TEMPORARY CHAIN-LINK CONSTRUCTION FENCE INSTALLATION NOTE

SHEET REFERENCE NUMBER:
3

DRAWING
"DISCLAIMER: These drawings are for conceptual use only, not for construction"

CHRISTOPHER GOELZ, TBE
Cell Phone:
602-402-9521
Work Email:
Location:
Flagstaff, AZ
PLANATE

1. PROVIDE ONE NEW ADJUSTABLE IN-GROUND BASKETBALL SYSTEM, COMPLETE WITH POLE, BACKBOARD, RIM, HEIGHT ADJUSTMENT COMPONENTS, ANCHOR KIT, HARDWARE, AND ALL ACCESSORIES REQUIRED FOR A COMPLETE INSTALLATION.

2. SYSTEM SHALL HAVE A 72" X 42" BACKBOARD, 8" X 6" POLE, AND AN ADJUSTABLE GOAL HEIGHT RANGE FROM 5'-0" TO 10'-0".

3. INSTALL SYSTEM AT LOCATION SHOWN ON PLANS. CONTRACTOR SHALL VERIFY REQUIRED PLAYING CLEARANCES, OVERHANG DIMENSIONS, AND SAFE USE ZONE PRIOR TO EXCAVATION AND INSTALLATION.

4. CONTRACTOR SHALL CONTACT 811 AND FIELD VERIFY ALL UNDERGROUND UTILITIES PRIOR TO DIGGING OR DRILLING. ANY CONFLICTS SHALL BE REPORTED TO THE OWNER BEFORE PROCEEDING.

5. DO NOT INSTALL ANCHOR SYSTEM THROUGH EXISTING CONCRETE. ANCHOR SYSTEM SHALL BE INSTALLED IN NEW EXCAVATION ONLY.

6. EXCAVATE AN ANCHOR FOOTING APPROXIMATELY 20" X 20" IN PLAN BY 48" DEEP, OR AS REQUIRED BY MANUFACTURER FOR SITE CONDITIONS AND FINAL PLAYING SURFACE ELEVATION.

7. ANCHOR BOLTS, PLATE, J-BOLTS, WASHERS, AND NUTS SHALL BE AS PROVIDED IN THE MANUFACTURER'S ANCHOR KIT AND ASSEMBLED IN ACCORDANCE WITH THE MANUFACTURER'S WRITTEN INSTRUCTIONS.

8. PLACE ANCHOR ASSEMBLY SO THAT THE TOP OF THE ANCHOR PLATE IS FLUSH WITH THE FINISHED PLAYING SURFACE. VERIFY ANCHOR ORIENTATION BEFORE CONCRETE PLACEMENT.

9. PROVIDE REQUIRED FOOTING REINFORCEMENT AS RECOMMENDED BY THE MANUFACTURER. PLACE AND SECURE REINFORCEMENT SO IT REMAINS PROPERLY POSITIONED DURING CONCRETE PLACEMENT.

10. PLACE CONCRETE FOOTING WITH MINIMUM 4,000 PSI COMPRESSIVE STRENGTH. CONSOLIDATE CONCRETE AND FINISH TOP SMOOTH AND LEVEL WITH THE SURROUNDING SURFACE.

11. VERIFY ANCHOR PLATE IS LEVEL FRONT-TO-BACK AND SIDE-TO-SIDE AND THAT ANCHOR BOLT PROJECTION AND SPACING MATCH THE MANUFACTURER'S REQUIREMENTS BEFORE CONCRETE SETS.

12. ALLOW CONCRETE TO CURE A MINIMUM OF 72 HOURS BEFORE INSTALLING THE MAIN POLE AND GOAL ASSEMBLY. DO NOT LOAD OR DISTURB THE ANCHOR DURING THE CURE PERIOD.

13. PRIOR TO POLE INSTALLATION, VERIFY ALL FOUR ANCHOR NUTS ARE LEVEL AND THAT THE BASEPLATE WILL SET PLUMB AND TRUE. FINAL LEVELING SHALL BE COMPLETED USING THE MANUFACTURER'S PROVIDED LEVELING NUTS.

14. INSTALL MAIN POLE, LOWER EXTENSION ARM, UPPER EXTENSION ARMS, HEIGHT ACTUATOR, LIFT ASSIST COMPONENTS, BACKBOARD, AND RIM IN ACCORDANCE WITH THE MANUFACTURER'S WRITTEN INSTALLATION SEQUENCE. DO NOT FULLY TIGHTEN CONNECTIONS UNTIL COMPONENT ALIGNMENT IS VERIFIED AND FINAL TIGHTENING IS REQUIRED.

15. BACKBOARD AND GOAL COMPONENTS ARE HEAVY. PROVIDE SUFFICIENT LABOR FOR SAFE INSTALLATION AND LIFTING OPERATIONS.

16. INSTALL RIM LEVEL AT FINAL OPERATING HEIGHT. INSTALL RIM HARDWARE, RIM PLATE, STOP PIN, HEIGHT INDICATOR, AND ALL RELATED COMPONENTS IN ACCORDANCE WITH THE MANUFACTURER'S INSTRUCTIONS.

17. VERIFY COMPLETE GOAL OPERATION THROUGH THE FULL HEIGHT ADJUSTMENT RANGE AFTER INSTALLATION. ADJUST SYSTEM AS REQUIRED SO THE UNIT OPERATES SMOOTHLY AND REMAINS PLUMB, LEVEL, AND STABLE.

18. FINAL LEVELING AND ADJUSTMENT SHALL BE LIMITED TO THE MANUFACTURER'S ALLOWABLE TOLERANCES. USE PROVIDED LEVELING COMPONENTS ONLY AS INTENDED.

19. CONTRACTOR SHALL INSPECT ALL NUTS, BOLTS, WASHERS, MOVING PARTS, AND CONNECTIONS AFTER INSTALLATION AND PRIOR TO OWNER ACCEPTANCE. REPAIR OR REPLACE DAMAGED OR DEFECTIVE COMPONENTS BEFORE TURNOVER.

20. UPON COMPLETION, CLEAN ALL EXPOSED SURFACES AND REMOVE TRASH, EXCESS MATERIALS, AND DEBRIS. PROVIDE OWNER WITH OPERATION, MAINTENANCE, AND ROUTINE INSPECTION REQUIREMENTS.

ISSUED FOR REFERENCE

REV	DESCRIPTION	DRAWN	REVD	APPRVD	DATE

Designed By: CHRIS GOELZ
Project Engineer: TBD
Document No: 4
Date: 4/20/2026
Drawn by: CHRIS GOELZ
Plot Scale: NOT TO SCALE
Project No.: TBD

BUREAU OF INDIAN EDUCATION

HAVASUPAI ELEMENTARY SCHOOL
PO BOX 40, SUPAI AZ 86435

PHASE-I
ADJUSTABLE BASKETBALL HOOP
INSTALLATION NOTES

SHEET REFERENCE NUMBER:
4

DRAWING
"DISCLAIMER: These drawings are for conceptual use only, not for construction"

CHRISTOPHER GOELZ, TBE
Project Engineering Engineer
Cell Phone:
602-430-6553
Work Emails:
christopher.goelz@bie.edu
christopher.goelz@indianaffairs.gov
chris.goelz@planate.com
cgoelz@edge-hys.com
Location:
Phoenix, AZ
PLANATE

1. PROVIDE AND INSTALL TEMPORARY WOOD CHIP / WOOD MULCH SURFACING IN LOCATIONS SHOWN ON THE DRAWINGS.

2. WOOD CHIP / WOOD MULCH MATERIAL SHALL BE CLEAN, NON-TOXIC, AND SUITABLE FOR THE INTENDED EXTERIOR GROUND COVER USE, FREE OF TRASH, METAL, GLASS, SHARP OBJECTS, OR OTHER HAZARDOUS FOREIGN MATERIALS.

3. INSTALL MATERIAL TO A UNIFORM DEPTH AS REQUIRED TO PROVIDE A SAFE, STABLE, AND WELL-DRAINED TEMPORARY SURFACE.

4. PREPARE SUBGRADE PRIOR TO INSTALLATION BY REMOVING VEGETATION, DEBRIS, SHARP OBJECTS, AND OTHER UNSUITABLE MATERIALS.

5. GRADE SUBGRADE TO PROVIDE POSITIVE DRAINAGE AND A SMOOTH, STABLE BASE PRIOR TO PLACEMENT OF WOOD CHIP / MULCH MATERIAL.

6. PROVIDE SEPARATOR FABRIC OR WEED BARRIER BELOW SURFACING WHERE REQUIRED TO LIMIT MIGRATION OF MATERIAL INTO SUBGRADE AND REDUCE WEED GROWTH.

7. PROVIDE EDGING, CURBING, OR OTHER CONTAINMENT AS REQUIRED TO HOLD MATERIAL IN PLACE AND LIMIT MIGRATION BEYOND THE INTENDED AREA.

8. PLACE MATERIAL EVENLY AND RAKE SMOOTH TO PRODUCE A CONSISTENT SURFACE FREE OF MOUNDS, DEPRESSIONS, TRIPPING HAZARDS, OR THIN SPOTS.

9. DO NOT INSTALL MATERIAL DURING UNSUITABLE WEATHER OR OVER SATURATED, MUDDY, OR UNSTABLE SUBGRADE CONDITIONS.

10. CONTRACTOR SHALL MAINTAIN THE TEMPORARY SURFACING IN A SAFE CONDITION UNTIL FINAL ACCEPTANCE, INCLUDING RELEVELING, REPLENISHING, AND REDISTRIBUTING MATERIAL AS NEEDED.

11. REMOVE EXCESS, DISPLACED, OR CONTAMINATED MATERIAL AND REPLACE WITH NEW MATERIAL AS REQUIRED TO MAINTAIN A SAFE AND SERVICEABLE TEMPORARY SURFACE.

12. PROTECT ADJACENT PAVING, WALKS, STRUCTURES, FENCING, AND SITE FEATURES FROM DAMAGE DURING DELIVERY, PLACEMENT, MAINTENANCE, AND REMOVAL OPERATIONS.

13. UPON COMPLETION OF TEMPORARY USE, REMOVE WOOD CHIP / MULCH MATERIAL AND RELATED TEMPORARY CONTAINMENT MATERIALS AS REQUIRED BY THE CONTRACT DOCUMENTS, AND RESTORE DISTURBED AREAS.

ISSUED FOR REFERENCE

REV	DESCRIPTION	DRAWN	REVD	APPRVD	DATE

Designed By: CHRIS GOELZ
Project Engineer: TBD
Drawn by: CHRIS GOELZ
Project No.: TBD
Document No: 5
Date: 4/20/2026
Plot Scale: NOT TO SCALE

BUREAU OF INDIAN EDUCATION

HAVASUPAI ELEMENTARY SCHOOL
PO BOX 40, SUPAI AZ 86435

PHASE-I
TEMPORARY WOOD CHIP / WOOD MULCH INSTALLATION NOTES

SHEET REFERENCE NUMBER:
5

DRAWING
"DISCLAIMER: These drawings are for conceptual use only, not for construction"

CHRISTOPHER GOELZ, TBE
Civil Engineering Engineer
Cell Phone:
602-402-9524
Work Emails:
christopher.goelz@bie.edu
christopher.goelz@bieofficeofthers.gov
chris.goelz@planate.com
cgoelz@gmail.com
Location:
Phoenix, AZ

ISSUED FOR REFERENCE

REV	DESCRIPTION	DRAWN	REVD	APPRVD	DATE

Designed By: CHRIS GOELZ
Project Engineer: TBD
Drawn by: CHRIS GOELZ
Project No.: TBD
Document No: 6
Date: 4/20/2026
Plot Scale: NOT TO SCALE

BUREAU OF INDIAN EDUCATION

HAVASUPAI ELEMENTARY SCHOOL
PO BOX 40, SUPAI AZ 86435

PLAYGROUND SAFETY AND FLOOD PREVENTION IMPROVEMENTS
PHASE-I

SHEET REFERENCE NUMBER:
6

DRAWING
"DISCLAIMER: These drawings are for conceptual use only, not for construction"

CHRISTOPHER GOELZ, TBE
Chief Engineer
Cell Phone:
602-402-6533
Work Email:
christopher.goelz@tbe.edu
christopher.goelz@indianaffairs.gov
cgoelz@ingenieurs.com
Location:
Phoenix, AZ

PLANATE

EXISTING BASKETBALL COURT & PLAYGROUND

ISSUED FOR REFERENCE

REV	DESCRIPTION	DRAWN	REVD	APPRVD	DATE

Designed By: CHRIS GOELZ
Project Engineer: TBD
Drawn by: CHRIS GOELZ
Project No.: TBD
Document No: 7
Date: 4/20/2026
Plot Scale: NOT TO SCALE

BUREAU OF INDIAN EDUCATION

HAVASUPAI ELEMENTARY SCHOOL
PO BOX 40, SUPAI AZ 86435

PLAYGROUND SAFETY AND FLOOD PREVENTION IMPROVEMENTS
PHASE-I

SHEET REFERENCE NUMBER:
7

DRAWING
"DISCLAIMER: These drawings are for conceptual use only, not for construction"

CHRISTOPHER GOELZ, TBE
Civil Engineering Engineer
Cell Phone:
Mobile:
Work Email:
christopher.goelz@bie.edu
christopher.goelz@indianaffairs.gov
cgoelz@indianaffairs.gov
cgoelz@ingenieurs.com
Location:
Phoenix, AZ

PROPOSED COMPLETED – DEMOLISH ONE-HALF OF THE EXISTING BASKETBALL COURT & DEMOLISH EXISTING PLAYGROUND

ISSUED FOR REFERENCE

REV	DESCRIPTION	DRAWN	REVD	APPRVD	DATE

Designed By: CHRIS GOELZ
Project Engineer: TBD
Drawn by: CHRIS GOELZ
Project No.: TBD
Document No: 8
Date: 4/20/2026
Plot Scale: NOT TO SCALE

BUREAU OF INDIAN EDUCATION

HAVASUPAI ELEMENTARY SCHOOL
PO BOX 40, SUPAI AZ 86435

PLAYGROUND SAFETY AND FLOOD PREVENTION IMPROVEMENTS
PHASE-I

SHEET REFERENCE NUMBER:
8

DRAWING
"DISCLAIMER: These drawings are for conceptual use only, not for construction"

CHRISTOPHER GOELZ, TBE
Civil Engineering Engineer
Cell Phone:
602-402-0533
Work Email:
christopher.goelz@nbe.edu
christopher.goelz@indianaffairs.gov
chris.goelz@planate.com
cgoelz@ingenieria.com
Location:
Phoenix, AZ

PLANATE

EXISTING BASKETBALL SOUTH COURT

ISSUED FOR REFERENCE

REV	DESCRIPTION	DRAWN	REVD	APPRVD	DATE

Designed By: CHRIS GOELZ
Project Engineer: TBD
Drawn by: CHRIS GOELZ
Project No.: TBD
Document No: 9
Date: 4/20/2026
Plot Scale: NOT TO SCALE

BUREAU OF INDIAN EDUCATION

HAVASUPAI ELEMENTARY SCHOOL
PO BOX 40, SUPAI AZ 86435

PLAYGROUND SAFETY AND FLOOD PREVENTION IMPROVEMENTS
PHASE-I

SHEET REFERENCE NUMBER:
9

DRAWING
"DISCLAIMER: These drawings are for conceptual use only, not for construction"

CHRISTOPHER GOELZ, TBE
Commissioning Engineer
Cell Phone:
Work Email:
christopher.goelz@tbe.edu
christopher.goelz@indianaffairs.gov
chris.goelz@tbe.edu
cgoelz@ergo-sys.com
Location:
Phoenix, AZ

PLANATE

PROPOSED COMPLETED – NEW POUR-IN-PLACE RUBBER SURFACING, NEW COURT STRIPING, AND NEW ADJUSTABLE BASKETBALL HOOP.

ISSUED FOR REFERENCE

REV	DESCRIPTION	DRAWN	REVD	APPRVD	DATE

Designed By: CHRIS GOELZ
Project Engineer: TBD
Drawn by: CHRIS GOELZ
Project No.: TBD
Document No: 10
Date: 4/20/2026
Plot Scale: NOT TO SCALE

BUREAU OF INDIAN EDUCATION

HAVASUPAI ELEMENTARY SCHOOL
PO BOX 40, SUPAI AZ 86435

PLAYGROUND SAFETY AND FLOOD PREVENTION IMPROVEMENTS
PHASE-I

SHEET REFERENCE NUMBER:
11

DRAWING
"DISCLAIMER: These drawings are for conceptual use only, not for construction"

CHRISTOPHER GOELZ, TBE
Commissioning Engineer
Cell Phone:
Work Email:
christopher.goelz@tbe.edu
christopher.goelz@indianaffairs.gov
chris.goelz@planate.com
cgoelz@engineys.com
Location:
Phoenix, AZ

PLANATE

EXISTING BASKETBALL SOUTH COURT

ISSUED FOR REFERENCE

REV	DESCRIPTION	DRAWN	REVD	APPRVD	DATE

Designed By: CHRIS GOELZ
Project Engineer: TBD
Drawn by: CHRIS GOELZ
Project No.: TBD
Document No: 11
Date: 4/20/2026
Plot Scale: NOT TO SCALE

BUREAU OF INDIAN EDUCATION

HAVASUPAI ELEMENTARY SCHOOL
PO BOX 40, SUPAI AZ 86435

PLAYGROUND SAFETY AND FLOOD PREVENTION IMPROVEMENTS PHASE-I

SHEET REFERENCE NUMBER:
11

DRAWING

"DISCLAIMER: These drawings are for conceptual use only, not for construction"

CHRISTOPHER GOELZ, TBE
Commissioning Engineer
Cell Phone:
Work Emails:
PLANATE

PROPOSED COMPLETED – NEW POUR-IN-PLACE RUBBER SURFACING, NEW COURT STRIPING, AND NEW ADJUSTABLE BASKETBALL HOOP.

ISSUED FOR REFERENCE

REV	DESCRIPTION	DRAWN	REVD	APPRVD	DATE

Designed By: CHRIS GOELZ
Project Engineer: TBD
Drawn by: CHRIS GOELZ
Project No.:
Document No: 12
Date: 4/20/2026
Plot Scale: NOT TO SCALE
TBD

BUREAU OF INDIAN EDUCATION

HAVASUPAI ELEMENTARY SCHOOL
PO BOX 40, SUPAI AZ 86435

PLAYGROUND SAFETY AND FLOOD PREVENTION IMPROVEMENTS
PHASE-I

SHEET REFERENCE NUMBER:
12

DRAWING

"DISCLAIMER: These drawings are for conceptual use only, not for construction"

CHRISTOPHER GOELZ, TBE
Civil Engineering Engineer
Cell Phone:
Work Emails:
Location:
Phoenix, AZ
PLANATE

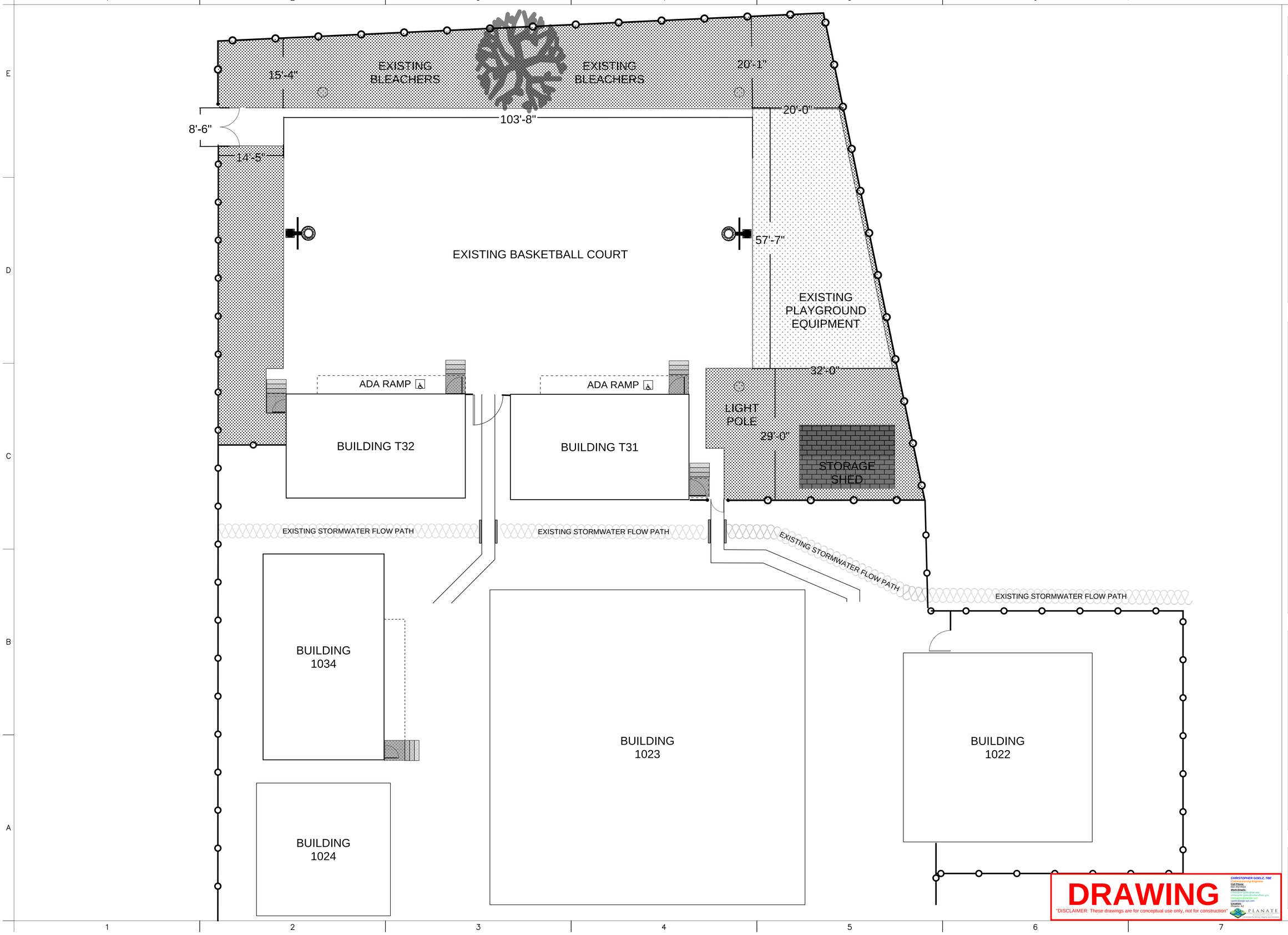

DRAWING

"DISCLAIMER: These drawings are for conceptual use only, not for construction"

ISSUED FOR REFERENCE

REV	DESCRIPTION	DRAWN	REVD	APPRVD	DATE

Designed By: CHRIS GOELZ
Project Engineer: TBD
Drawn by: CHRIS GOELZ
Project No.: TBD
Document No: 13
Date: 4/20/2026
Plot Scale: NOT TO SCALE

BUREAU OF INDIAN EDUCATION

HAVASUPAI ELEMENTARY SCHOOL
PO BOX 40, SUPAI AZ 86435

PLAYGROUND SAFETY AND FLOOD PREVENTION IMPROVEMENTS
PHASE-I

SHEET REFERENCE NUMBER:
13

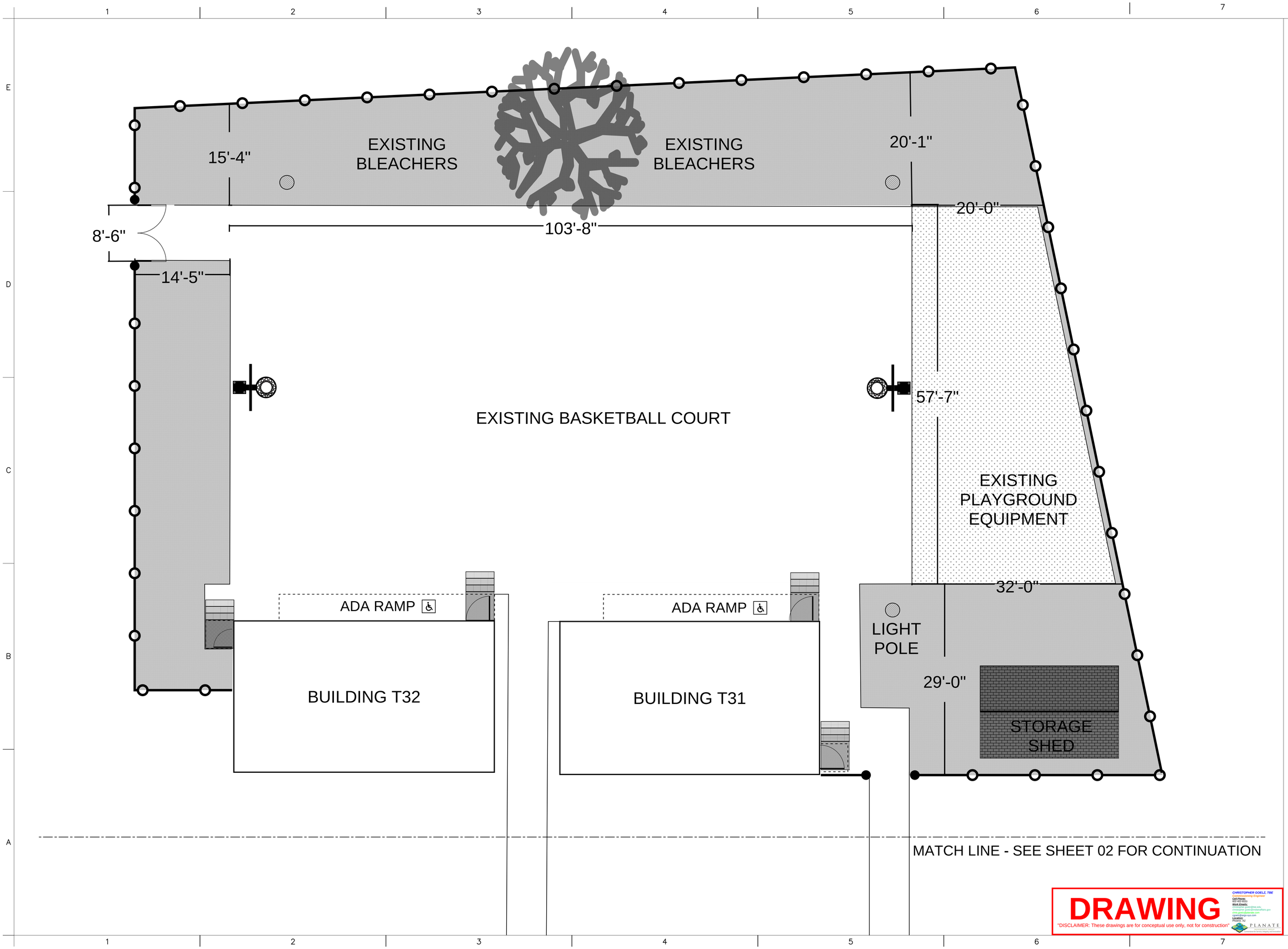

ISSUED FOR REFERENCE

REV	DESCRIPTION	DRAWN	REVD	APPRVD	DATE

Designed By: CHRIS GOELZ
Project Engineer: TBD
Drawn by: CHRIS GOELZ
Project No.: TBD
Document No: 14
Date: 4/20/2026
Plot Scale: NOT TO SCALE

BUREAU OF INDIAN EDUCATION

HAVASUPAI ELEMENTARY SCHOOL
PO BOX 40, SUPAI AZ 86435

PLAYGROUND SAFETY AND FLOOD PREVENTION IMPROVEMENTS
PHASE-I

SHEET REFERENCE NUMBER:
14

DRAWING
"DISCLAIMER: These drawings are for conceptual use only, not for construction"

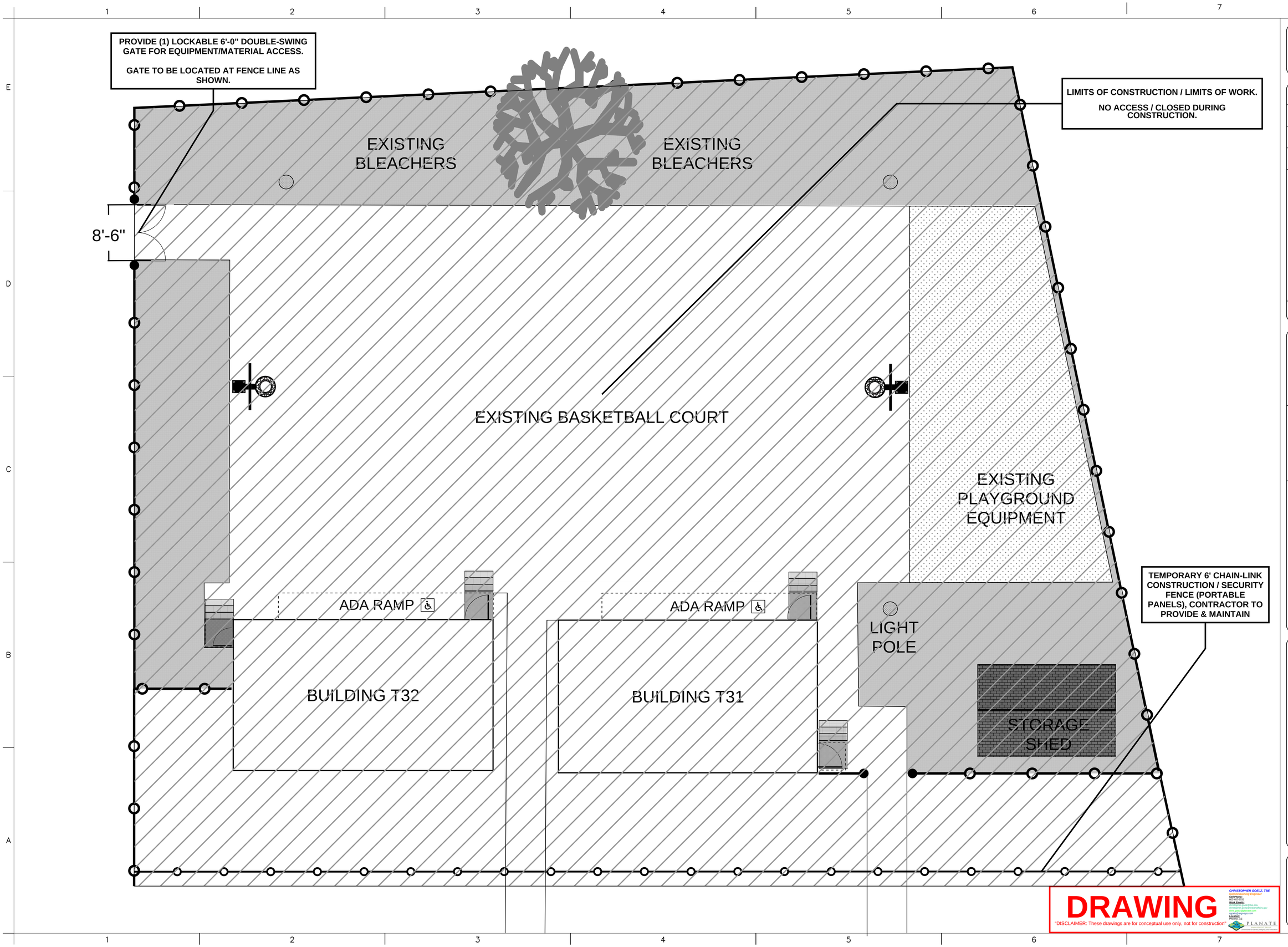

DRAWING

"DISCLAIMER: These drawings are for conceptual use only, not for construction"

ISSUED FOR REFERENCE

REV	DESCRIPTION	DRAWN	REVD	APPRVD	DATE

Designed By: CHRIS GOELZ
Project Engineer: TBD
Drawn by: CHRIS GOELZ
Project No.: TBD
Document No: 15
Date: 4/20/2026
Plot Scale: NOT TO SCALE

BUREAU OF INDIAN EDUCATION

HAVASUPAI ELEMENTARY SCHOOL
PO BOX 40, SUPAI AZ 86435

PLAYGROUND SAFETY AND FLOOD PREVENTION IMPROVEMENTS
PHASE-I

SHEET REFERENCE NUMBER:
15

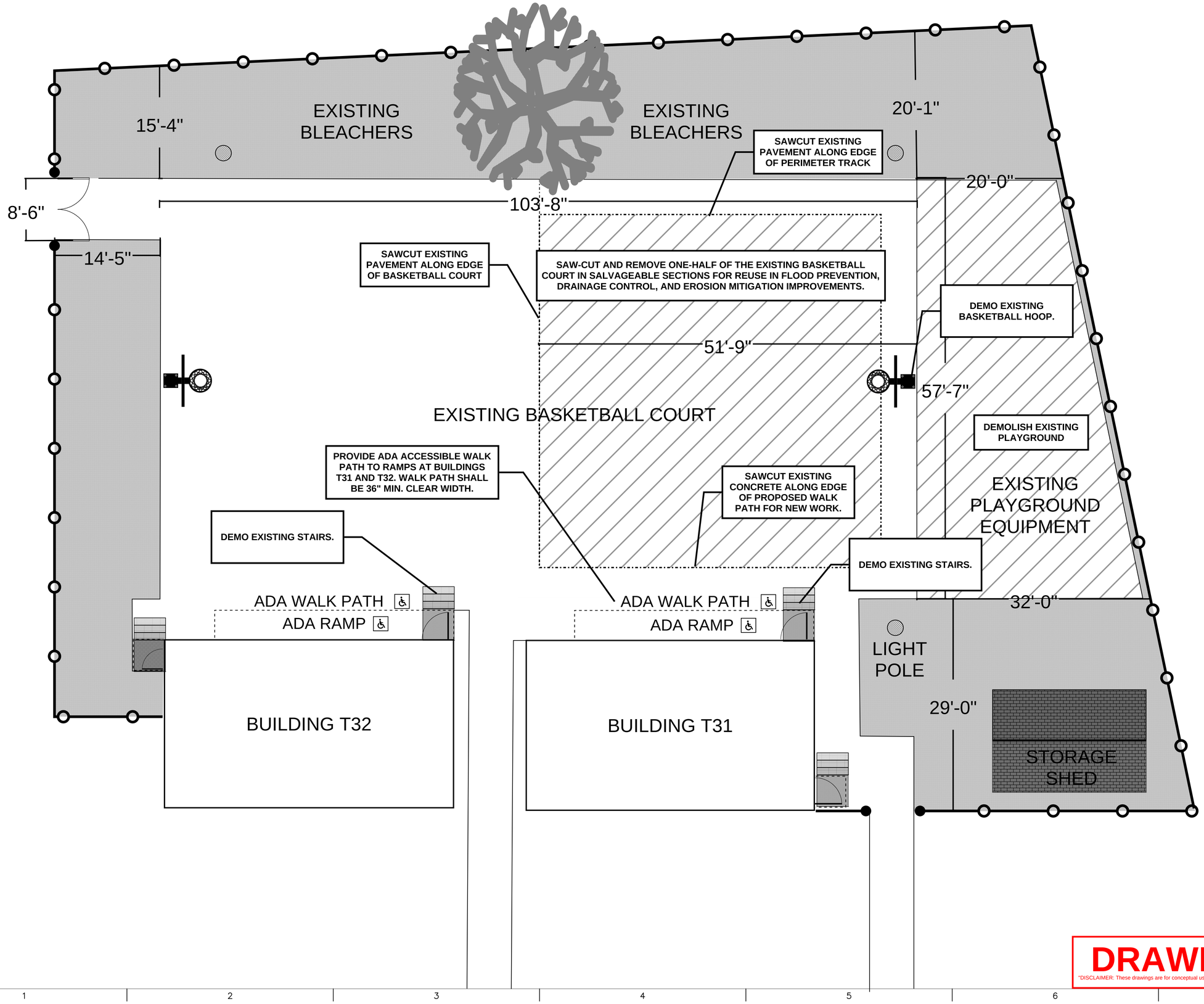

ISSUED FOR REFERENCE

REV	DESCRIPTION	DRAWN	REVD	APPRVD	DATE

Designed By: CHRIS GOELZ
Project Engineer: TBD
Drawn by: CHRIS GOELZ
Project No.: TBD
Document No: 16
Date: 4/20/2026
Plot Scale: NOT TO SCALE

BUREAU OF INDIAN EDUCATION

HAVASUPAI ELEMENTARY SCHOOL
PO BOX 40, SUPAI AZ 86435

PLAYGROUND SAFETY AND FLOOD PREVENTION IMPROVEMENTS PHASE-I

SHEET REFERENCE NUMBER:
16

DRAWING

"DISCLAIMER: These drawings are for conceptual use only, not for construction"

CHRISTOPHER GOELZ, TBE
Civil Project Engineering Engineer
602-759-0911
work Emails:
christopher.goelz@bie.edu
christopher.goelz@planatesolutions.gov
cgoelz@edge-sys.com
Phoenix, AZ

PLANATE
Empowering the Future by Integrating Communications

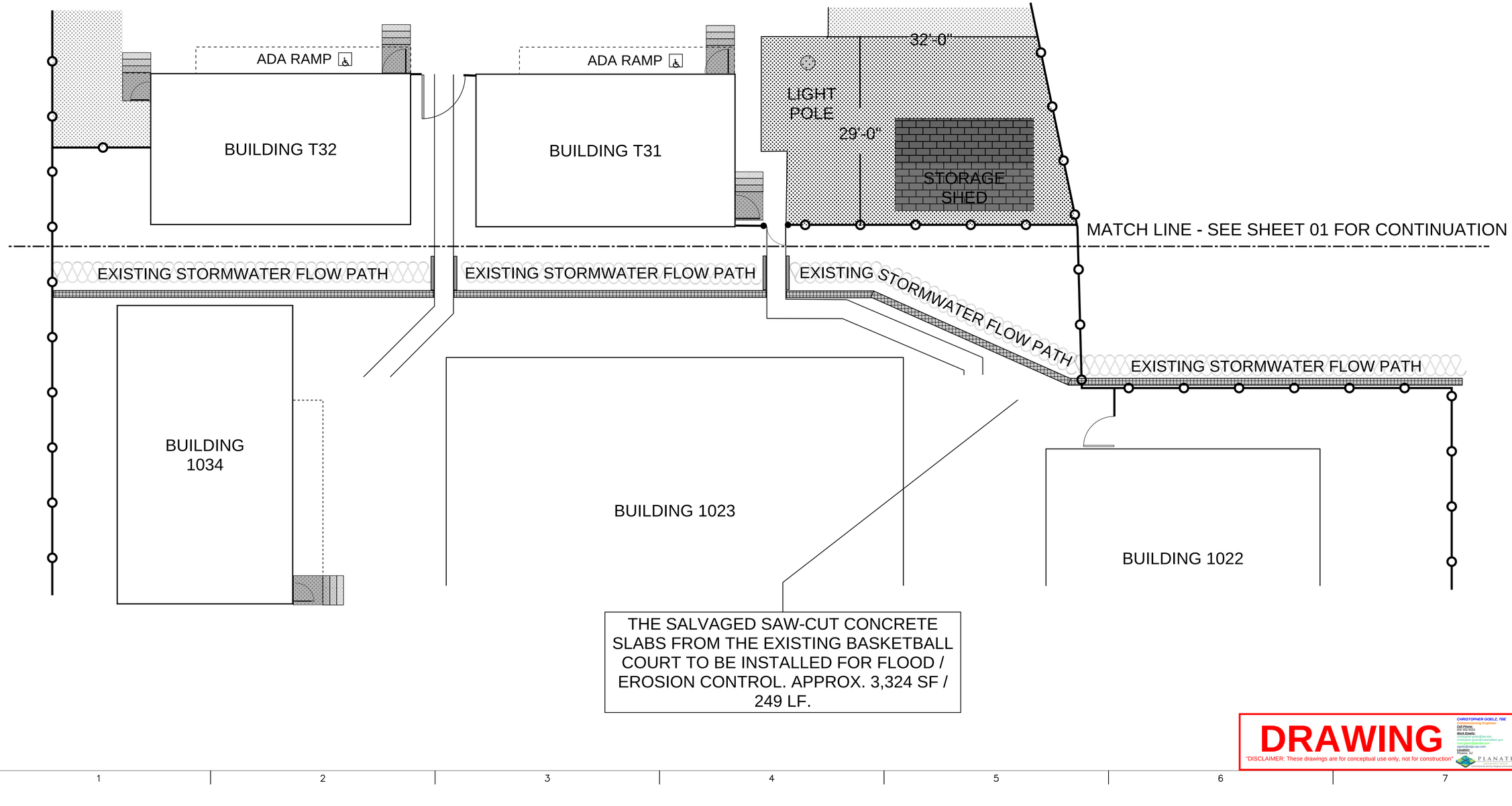

ISSUED FOR REFERENCE

REV	DESCRIPTION	DRAWN	REVD	APPRVD	DATE

Designed By: CHRIS GOELZ
Project Engineer: TBD
Drawn by: CHRIS GOELZ
Document No.: 17
Date: 4/20/2026
Plot Scale: NOT TO SCALE
Project No.: TBD

BUREAU OF INDIAN EDUCATION

HAVASUPAI ELEMENTARY SCHOOL
PO BOX 40, SUPAI AZ 86435

PLAYGROUND SAFETY AND FLOOD PREVENTION IMPROVEMENTS PHASE-I

SHEET REFERENCE NUMBER:
17

DRAWING

"DISCLAIMER: These drawings are for conceptual use only, not for construction"

CHRISTOPHER GOELZ, TBE
Commissioning Engineer
Cell Phone:
Work Email:
Work Email:
PLANATE

EXISTING BLEACHERS

EXISTING BLEACHERS

PERIMETER TRACK

PERIMETER TRACK

PERIMETER TRACK

PERIMETER TRACK

ISTALLATION OF NEW BASKETBALL HOOP AND COURT MARKING

ISTALLATION OF WOOD CHIP/WOOD MULCH SURFACING

ISTALLATION OF WOOD CHIP/WOOD MULCH SURFACING

19'-19ft 9"

ADA WALK PATH

PERIMETER TRACK

ADA WALK PATH

ADA RAMP

ADA RAMP

LIGHT POLE

BUILDING T32

BUILDING T31

STORAGE SHED

ISSUED FOR REFERENCE

REV	DESCRIPTION	DRAWN	REVD	APPRVD	DATE

Designed By: CHRIS GOELZ
Project Engineer: TBD
Drawn by: CHRIS GOELZ
Project No.: TBD
Document No: 18
Date: 4/20/2026
Plot Scale: NOT TO SCALE

BUREAU OF INDIAN EDUCATION

HAVASUPAI ELEMENTARY SCHOOL
PO BOX 40, SUPAI AZ 86435

PLAYGROUND SAFETY AND FLOOD PREVENTION IMPROVEMENTS PHASE-I

SHEET REFERENCE NUMBER:
18

DRAWING

"DISCLAIMER: These drawings are for conceptual use only, not for construction"

CHRISTOPHER GOELZ, TBE
Civil Engineering Engineer
Cell Phone:
Work Email:
Work Emails:
PLANATE

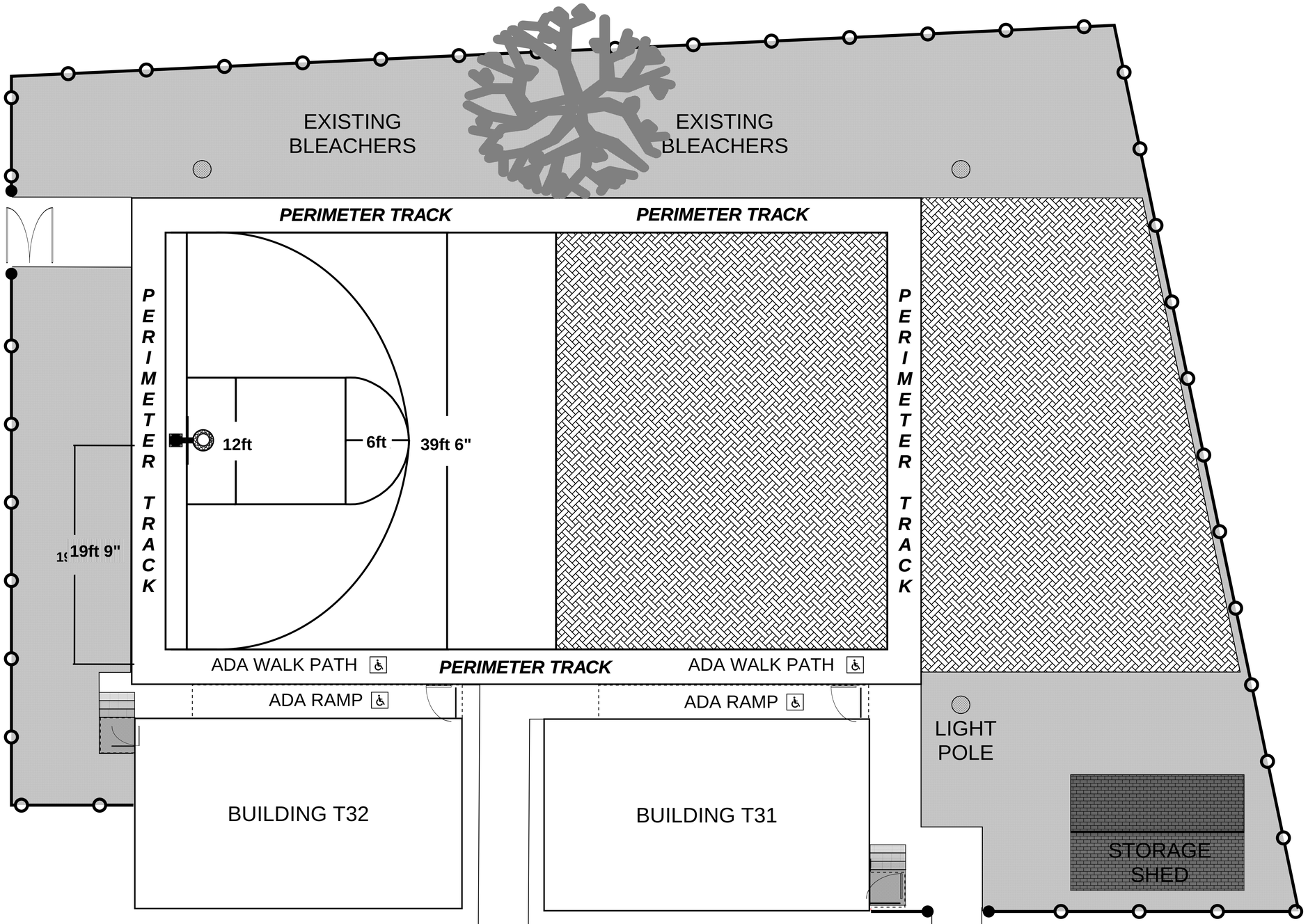

ISSUED FOR REFERENCE

REV	DESCRIPTION	DRAWN	REVD	APPRVD	DATE

Designed By: CHRIS GOELZ
Project Engineer: TBD
Drawn by: CHRIS GOELZ
Project No.: TBD
Document No: 19
Date: 4/20/2026
Plot Scale: NOT TO SCALE

BUREAU OF INDIAN EDUCATION

HAVASUPAI ELEMENTARY SCHOOL
PO BOX 40, SUPAI AZ 86435

PLAYGROUND SAFETY AND FLOOD PREVENTION IMPROVEMENTS
PHASE-I

SHEET REFERENCE NUMBER:
19

DRAWING
"DISCLAIMER: These drawings are for conceptual use only, not for construction"