H2H Indoor Air Solutions

INVESTIGATIVE SERVICES

Post Remediation (Clearance) Assessment Report

Client: US Forest Service

Address: 475 SE County Rd 245, Lake City, FL 32025

Claim #: None

Date: 01/22/26

Note: This report is an assessment to test the effectiveness of the remediation performed. If this assessment passes then reconstruction can begin, if not further remediation will need to be performed

H2H INDOOR AIR SOLUTIONS

Inspection Date: 01/19/26

Dear Mr. Cason,

Thank you for placing your confidence in H2H Indoor Air Solutions. Please note your job number and the accompanying services we have provided in this report.

Post Remediation Verfication Report (PRV)

Post Results:

Test #: *First test*

Post Test Results:
FAIL: Needs further remediation

History of the project:

➢ Mold Assessment-Protocol Report (MAP)Written	Yes, by H2H
➢ Mold Protocol Report (MPR)Written	Yes, by H2H

Note:

If H2H did not perform the MAR & MPR it cannot accurately confirm that the results in the Post Remediation Report are entirely accurate due to the fact that H2H did not know the entire history of the job performed. Pass/Fail will take this into account.

*Pass: Means that the level of spores at the time of this inspection were at an acceptable level below the outside and at previous testing. Levels may vary when testing is performed at a different time and or location. There are no mandated actions specific to molds and indoor air quality required by any state or federal agencies. The U.S. EPA Indoor Air Quality website states, "Standards or Threshold Limit Values (TLVs) for airborne concentrations of mold, or mold spores, have not been set. Currently, there are no EPA regulations or standards for airborne mold contaminants."

Table of Contents

Sections:

I. **Scope**

II. **Pass/Fail Criteria**

III. **Post Remediation Evaluation Procedures**

IV. **Site Observations**

V. **Lab Test (Post clearance)**

VI. **Specific Remediation Protocol**

VII. **Limitations**

VIII. **Pictures**

I. Scope:

The inspection conducted by H2H as a part of the "post-remediation" airborne mold spore testing is limited in nature, and solely intended to be a general visual assessment of the "visible and accessible" remediated locations. If some areas of the structure are not authorized or included as part of the inspection or testing, a check mark under "not inspected" is indicated. H2H assumes no responsibility for the completeness of the cleaning / remediation, nor is it responsible for monitoring conditions in areas outside of the Scope of Work, or "hidden" areas that could not be visually observed within the remediated space.

a. The objective of this report is to provide an assessment on the effectiveness of the remediation performed. H2H can only properly access the situation if the proper protocol has been followed. This protocol is defined by having the proper chain of custody of events conducted by the same company throughout the process. The initial mold assessment was conducted prior to any remediation. Once the results were assessed by a licensed mold assessor (not a remediator) a written protocol was written by the assessor to provide direction for the proper remediation. After remediation was performed by a licensed remediator a post remediation assessment report was written to assess the effectiveness of the remediation. The licensed mold assessor either passed or failed the remediation based on the entire history of the project not just the post remediation results.
b. Per IICRC R520 2015 and Florida law pre and post assessment should be performed by an IEP (Indoor Environmental Professional). "The IEP should be an unbiased resource and is independent of the Remediator. If there are complexities, complications or conflicts, a remediator may need to request additional input or guidance from the IEP."
c. H2H conduct visual observation, acquired moisture measurements and obtained interior and exterior baseline bio=aerosol air samples. There are governmental accepted levels of "acceptable" levels of indoor airborne fungal spore concentrations. Factors affecting the interpretation of bio-aerosol air samples include the time of sampling, present indoor and outdoor environmental conditions, difficulties in quantification and individual laboratory procedures. In general, if significantly greater spore levels are detected inside either in total or by individual genus spore types then bio-amplification has occurred.

II. Pass/Fail Criteria

IICRC R520 (2015) Definitions

Condition 1: Normal fungal ecology, spore count with acceptable range
Condition 2: Settled spores, spore count above normal range,
Condition 3: Active growth, visual confirmation, spore count above normal, protocol and remediation required

Clearance will be based on: Visual conditions, odor, the way the containment was constructed and the condition it is in at the time of the clearance inspection. In addition, moisture testing will be done to check the condition of the affected areas. The remediation must also pass a white glove" test as well as meet the air testing criteria below.

Air testing will be for in and out of containment (If containment is present)

Target for pass in each area air tested:

1. Total spore count less than 900 spores m/3.
2. Inside count no greater outside reading
3. Will not exceed original assessment levels.
4. Asp-Pen no great than 300 spores m/3.
5. Cladosporium no greater than 300 spores m/3
6. Alteraria, Curvularia, Ulocladium, Ganodema no greater than 50 each.
7. Stachybotrys, Chaetomium, Memnoniella, Fusarium & Trichoderma no greater than 1 raw count.
8. Debris rating 3 or lower.

H2H's final inspection proves unsatisfactory, re-clean or remediate. H2H will re-inspect after complete.

- H2H evaluation and test results do not guarantee that the indoor environment is free of contaminates, gases organisms or any analytes sampled for. The customer understands that there are limitations associated with the instrumentation used associated with accuracy, precision and uncertainty. Additionally, further limitations are present as a result of sampling and measurement methods/procedures utilized in testing and measuring as well as any or all factors such as environmental and climatic conditions. The customer is aware that no destructive testing was performed and that the evaluation can only assess for conditions that re visible at the time of the evaluation.
- H2H's opinions as noted in the report are based on the findings and upon our professional experience with no warranty or guarantee implied. H2H accepts no responsibility for interpretations or actions based on this report by others. The findings, results and conclusions as part of our assessment are only representative of conditions at the time of the H2H visit and do not represent conditions at other times. This report is intended for your use and your assigned representatives. Is data and content shall not be used or relied upon by other parties without prior written authorization of H2H and the client.

Air Testing:

Clearance counts are based on comparison with original assessment report. If there wasn't any assessment report done, they will be compared with an outside test. H2H pass criteria is based on the type of facility and the perceived level of exposure by some or many of the inhabitants. It is also based on research published by EAA[1], ACGIH[2] and EPA[3] guidance documents, the following airborne mold spore clearance criteria are suggested:

Based on the publication entitled **"***A Regional Comparison of Mold Spore Concentrations Outdoors and Inside "Clean" and "Mold Contaminated" Southern California Buildings"* [1], and as an initial yardstick for suggesting numerical clearance or background concentrations for residential, commercial and medical facilities the following guidelines are suggested. Residential structures should be less than ~1,000 cts/m^3 for total spores, with no individual "indoor spore" category or genera higher than 750 cts/m^3. It is suggested that medical facilities should consider using concentrations of ½ the above levels, i.e. 500 cts/m^3 total and 300-400 cts/m^3 for any individual "indoor spore" category. The total spore

concentration level is based on using the 75th confidence limits values for "clean" buildings given in Table V below from the Baxter publication[1]. If outside make-up air is utilized or has likely infiltrated into to the work area, the outside background for ascospores, basidiospores, and Cladosporium (the most common outdoor spores) needs to be considered in deciding if successful clearance has been achieved. Outdoor levels of these spores can often exceed 5,000 cts/m^3.

Remember, although indoor mold spore concentrations are "on average" less than the regional average of outdoor mold spore concentrations, care must be exercised when comparing "low" outdoor concentrations with small numbers of indoor samples. A direct comparison between inside and outside concentrations as described above in Section 2, should be avoided. Outdoor samples are collected for the primary purpose of ensuring that a false failure of clearance is not assumed when the elevated spore levels may in fact be due to infiltration of outside make-up air.

III. Post Remediation Evaluation Procedures

a. All minimum containments remained operational and in place until all work areas successfully passed sample analysis. The H2H assessor was notified prior to the remediation area's readiness for visual inspection and post remediation sampling.
b. The remediation contractor re-cleaned and wiped down the area if/when the remediation samples failed or if the final visual inspection failed. In addition in Section VI additional remediation work may need to be performed. The process of re-cleaning and re-wiping and possible additional remediation work was conducted until a successful post remediation was achieved. If additional post testing was required than all containment areas remained intact and the air scrubbers were left on in recirculating mode.

IV. Site Findings:

Moisture levels in remediated areas:

☐ Acceptable ☐ Not Acceptable

Comments:

Visible Mold Growth:

☐ None observed ☐ Observed

Comments: Under floor tiles

Mold Odor:

☐ None observed ☐ Observed

Comments:

Cleanliness (must pass white glove test")

☐ Acceptable ☐ Not Acceptable

Comments: Stachybotrys spores reported in air

Containment ☐ Present ☐ Not Present

☐ Acceptable ☐ Not Acceptable

Comments: zipper necessary

Encapsulation per protocol: ☐ Present ☐ Not Present

☐ Acceptable ☐ Not Acceptable

Comments:

V. Post Remediation Lab Test (Insert)

Sporelytics
2901 W Cypress Creek Rd #125
Fort Lauderdale, FL 33309
Phone: (954) 633-8989
Email: info@sporelytics.com

Batch: 233440 **A001 Spore Trap Analysis**

Project: US Forest 11991

Sampled: 01-19-26 **Analysis Date:** 01-20-26
Received: 01-20-26 **Report Date:** 01-20-26

Prepared For: Kevin Sorrels
H2H Indoor Air Solutions
712 S. Ocean Shore Blvd
Flagler Beach, FL 32136
(877) 205-7211

Sample ID:	233440-01	233440-02	233440-03	233440-04
Client Sample ID:	Outside 980	Hallway 930	Laundry 979	Ready Room 504
Volume Sampled (L):	75	75	75	75
Media:	Allergenco D	Allergenco D	Allergenco D	Allergenco D
Percent of Trace Analyzed:	100% at 600X Magnification	100% at 600X Magnification	100% at 600X Magnification	100% at 600X Magnification

Spore Types	Raw Count	Count/m³	%	Raw Count	Count/m³	%	Raw Count	Count/m³	%	Raw Count	Count/m³	%
Alternaria	—	—	—	—	—	—	—	—	—	—	—	—
Arthrinium	—	—	—	—	—	—	—	—	—	—	—	—
Ascospores	10	133	15	1	13	10	1	13	7	1	13	4
Aspergillus/Penicillium-Like	34	453	52	3	40	30	4	53	27	—	—	—
Basidiospores	8	107	12	—	—	—	—	—	—	—	—	—
Bipolaris/Dreschlera	—	—	—	—	—	—	—	—	—	—	—	—
Botrytis	—	—	—	—	—	—	—	—	—	—	—	—
Chaetomium	—	—	—	—	—	—	2	27	13	4	53	15
Cladosporium	10	133	15	2	27	20	—	—	—	1	13	4
Curvularia	1	13	2	1	13	10	1	13	7	3	40	11
Epicoccum	—	—	—	—	—	—	—	—	—	—	—	—
Fusarium	—	—	—	—	—	—	—	—	—	—	—	—
Ganoderma	—	—	—	—	—	—	—	—	—	—	—	—
Memnoniella	—	—	—	—	—	—	—	—	—	—	—	—
Nigrospora	—	—	—	—	—	—	1	13	7	—	—	—
Oidium/Peronospora	—	—	—	—	—	—	—	—	—	—	—	—
Pithomyces	—	—	—	3	40	30	2	27	13	10	133	37
Rust	—	—	—	—	—	—	—	—	—	—	—	—
Smut/Myxomyces/Periconia	2	27	3	—	—	—	—	—	—	2	27	7
Stachybotrys	—	—	—	—	—	—	4	53	27	6	80	22
Torula	—	—	—	—	—	—	—	—	—	—	—	—
Ulocladium	—	—	—	—	—	—	—	—	—	—	—	—
Unidentified Spores	—	—	—	—	—	—	—	—	—	—	—	—
Total Spores	**65**	**867**		**10**	**133**		**15**	**200**		**27**	**360**	
Hyphal Fragments	2	27		2	27		4	53		2	27	
Pollen	2	27		—	—		—	—		—	—	
Debris Rating	3			3			3			3		
Detection Limit	13			13			13			13		

Authorized for Release By: Joshua Krinsky
Technical Director

The results provided are applicable only to the samples detailed in the accompanying Chain of Custody.
This report may not be reproduced, except in its entirety and with the written consent of Sporelytics.

ACCREDITED CERT #75580.01

Page 1 of 2

V. Post Remediation Lab Test (Insert)

Sporelytics
2901 W Cypress Creek Rd #125
Fort Lauderdale, FL 33309
Phone: (954) 633-8989
Email: info@sporelytics.com

Batch: 233440 **A001 Spore Trap Analysis**

Project: US Forest 11991

Sampled: 01-19-26 **Analysis Date:** 01-20-26
Received: 01-20-26 **Report Date:** 01-20-26

Prepared For: Kevin Sorrels
H2H Indoor Air Solutions
712 S. Ocean Shore Blvd
Flagler Beach, FL 32136
(877) 205-7211

Sample ID:	233440-05	233440-06
Client Sample ID:	ATB 381	Office 926
Volume Sampled (L):	75	75
Media:	Allergenco D	Allergenco D
Percent of Trace Analyzed:	100% at 600X Magnification	100% at 600X Magnification

Spore Types	Raw Count	Count/m³	%	Raw Count	Count/m³	%
Alternaria	—	—	—	—	—	—
Arthrinium	—	—	—	—	—	—
Ascospores	4	53	15	1	13	2
Aspergillus/Penicillium-Like	—	—	—	—	—	—
Basidiospores	—	—	—	1	13	2
Bipolaris/Dreschlera	—	—	—	1	13	2
Botrytis	—	—	—	—	—	—
Chaetomium	—	—	—	2	27	3
Cladosporium	8	107	30	17	227	28
Curvularia	5	67	19	10	133	16
Epicoccum	—	—	—	1	13	2
Fusarium	—	—	—	—	—	—
Ganoderma	—	—	—	—	—	—
Memnoniella	—	—	—	—	—	—
Nigrospora	1	13	4	—	—	—
Oidium/Peronospora	—	—	—	—	—	—
Pithomyces	6	80	22	18	240	30
Rust	—	—	—	—	—	—
Smut/Myxomyces/Periconia	1	13	4	5	67	8
Stachybotrys	2	27	7	5	67	8
Torula	—	—	—	—	—	—
Ulocladium	—	—	—	—	—	—
Unidentified Spores	—	—	—	—	—	—
Total Spores	**27**	**360**		**61**	**813**	
Hyphal Fragments	10	133		7	93	
Pollen	2	27		—	—	
Debris Rating	3			3		
Detection Limit	13			13		

Authorized for Release By: Joshua Krinsky
Technical Director

The results provided are applicable only to the samples detailed in the accompanying Chain of Custody.
This report may not be reproduced, except in its entirety and with the written consent of Sporelytics.

ACCREDITED CERT #75580.01

Page 2 of 2

VI. Additional Specific Remediation Protocol Required

☐ **No**

☒ **Yes, see below:**

Please adhere to Items of Remediation Protocol & Guidelines in IICRC S520 Guide

(Refer to original protocol written by H2H. If H2H did not write the protocol then the information provided below has been made with no or little knowledgeable of the original problem therefore the effectiveness of the following may not solve the original problem, therefore holding H2H harmless.)

Remove floor tiles along affected walls of the kitchen and laundry room. Heavy clean stud framing of the laundry room in the corner (drywall paper debris stuck to wood). Steam clean carpets in Ready Room and offices. HEPA vac and wipe down all walls, floors, content/furniture, etc throughout building.

Run air scrubbers for durations of project.

Limitations

a. H2H Indoor Air's assessment and test results do not guarantee that the indoor environment is free of contaminates, gases organisms or any analytes sampled for. The customer understands that there are limitations associated with the instrumentation used associated with accuracy, precision and uncertainty. Additionally, further limitations are present because of sampling and measurement methods/procedures utilized in testing and measuring as well as any or all factors such as environmental and climatic conditions. The customer is aware that no destructive testing was performed and that the evaluation can only assess for conditions that re visible at the time of the evaluation.

b. H2H's opinions and the inspectors that represented H2H as noted in the report are based on the findings and upon our professional experience **with no warranty or**

guarantee implied. **H2H accepts no responsibility for interpretations or actions based on this report by others. The findings, results and conclusions as part of our assessment are only representative of conditions at the time of the H2H visit and do not represent conditions at other times**. This report is intended for your use and your assigned representatives. Is data and content shall not be used or relied upon by other parties without prior written authorization of H2H and the client.

c. Reasonable effort has been made by H2H personnel to sample the affected work area (s) for mold amplification. Mold growth may occur in various areas of a property where water/moisture leak (s) are not addressed. These areas include cavities/enclosures and adjacent building materials which house plumbing/drainage lines and areas adjacent to the perimeter/enclosure systems of the building. NO destructive sampling measures were utilized during sampling; therefore, the potential for mold growth in these areas cannot be dismissed at this time.
d. **Elevated spores may be still present in areas not remediated or tested for. I**f these spores have not dried out they may not sporulate therefore not show up at testing.
e. Finally, mold VOCs ("Musty moldy smell"-MVOCs) are produced during the metabolic or digestive processes of molds and therefore can be used as an indicator of actively growing mold. When mold is in an inactive or dormant state it does not produce many MVOCs and so cannot be used as an indicator of inactive mold. There are a number of factors that can affect the production and movement of MVOCs, including but not limited to the genus/species, ventilation rates, temperature, humidity, growth surfaces, and competition from other molds. These factors make determination of the genus/species of mold very difficult so the presence of MVOCs indicates active mold growth but not the genus/species of the mold.
f. H2H was not involved in the oversight of the contractor during the remediation and cleaning activates.

H2H's opinions as noted in the report are based on the findings and upon our professional experience with no warranty or guarantee implied. H2H accepts no responsibility for interpretations or actions based on this report by others including the remediator. The findings, results and conclusions as part of our assessment are only representative of conditions at the time of the H2H visit and do not represent conditions at other times. This report is intended for your use and your assigned representatives. Its data and content shall not be used or relied upon by other parties without prior written authorization of H2H and the client.

UNCONDITIONAL RELEASE AND LIMITATION OF LIABILITY. IT IS UNDERSTOOD AND AGREED THAT WE AND THE LAB ARE NOT INSURERS AND, THAT THE INSPECTION AND REPORT TO BE PROVIDED UNDER THIS AGREEMENT SHALL NOT BE CONSTRUED AS A GUARANTEE OR WARRANTY OF THE ADEQUACY, PERFORMANCE OR CONDITION OF ANY STRUCTURE, ITEM, OR SYSTEM AT THE SUBJECT PROPERTY. YOU HEREBY RELEASE AND EXEMPT US, THE LAB AND OUR RESPECTIVEAGENTS AND EMPLOYEES OF AND FROM ALL LIABILITY AND RESPONSIBILITY FOR THE COST OF REPAIRING OR REPLACING ANY

UNREPORTED DEFECT OR DEFICIENCY AND FOR ANY CONSEQUENTIAL DAMAGE, PROPERTY DAMAGE OR PERSONAL INJURY OF ANY NATURE. IN THE EVENT THAT WE, THE LAB OR OUR RESPECTIVE AGENTS OR EMPLOYEES ARE FOUND LIABLE DUE TO BREACH OF CONTRACT, BREACH OF WARRANTY, NEGLIGENT MISREPRESENTATION, NEGLIGENT HIRING OR ANY OTHER THEORY OF LIABILITY, THEN THE CUMULATIVE AGGREGATE TOTAL LIABILITY OF US, THE LAB AND OUR RESPECTIVE AGENTS AND EMPLOYEES SHALL BE LIMITED TO A SUM EQUAL TO THE AMOUNT OF THE FEE PAID BY YOUFOR THE INSPECTION AND REPORT.

Confidentiality: You understand that the Inspection is being performed (and the Report is being prepared) for your sole, confidential and exclusive benefit and use. The Report, or any portion thereof, is not intended to benefit any person not a party to this Agreement, including (but not limited to) the seller or the real estate agent(s) involved in the real estate transaction ("third party"). If you directly or indirectly allow or cause the Report or any portion thereof to be disclosed or distributed to any third party, you agree to indemnify, defend, and hold us harmless for any claims or actions based on the Inspection or the Report brought by the third party.

"The investigate procedures are limited both to a specific time frame and to considering the conditions apparent while the investigation is going on. Since fungi are growing, living organisms that go through growth cycles, the findings of an investigation may not detect or locate all sites of microbial growth. Rather, the purpose of the investigation is to develop picture of the situation and the conditions within the building with regard to moisture control, moisture content of the materials and the potential for fungal growth to develop, while simultaneously identify any growth that has already developed." (Fungal Contamination, by Hollace S. Bailey, PE, CIAQP, CIE, CMR, ©2005)

Inspected by:

Sarah M. Young MRSA 3372

REFERENCES

1. Baxter D., Perkins J., McGhee C., Seltzer J., 2005: "A Regional Comparison of Mold Spore Concentrations Outdoors and Inside "Clean" and "Mold Contaminated" Southern California Buildings. Journal of Occupational and Environmental Hygiene, 2: 8-18, January 2005 edition.

2. 1999. American Conference of Governmental Industrial Hygienists. Bioaerosols: Assessment and Control, ACGIH Publications, Cincinnati Ohio.

3 2001. US EPA. Mold Remediation in Schools and Commercial Buildings. EPA 402-K-01-001, March 2001.
4. April 29, 2000. New York City Department of Health. Guidelines on Assessment and Remediation of Fungi in Indoor Environments.
5. April 1997. Stachybotrys atra - Update for Health Professionals. California Department of Health Services.

6. April 2001. American Industrial Hygiene Association - Synergist Magazine. Indoor Environmental Quality Committee review of toxigenic fungi.
7. 1996. Field Guide for the Determination of Biological Contaminants in Environmental Samples. AIHA Publications, Fairfax Virginia.

Pictures of Clearance:

Overall area: (Include containment if applicable)