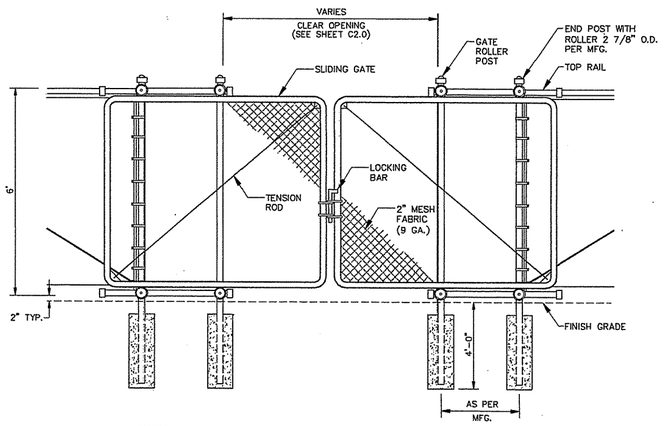

NOTES:

1. CONTRACTOR SHALL PROVIDE SHOP DRAWINGS FOR GATE ASSEMBLY.

1 SLIDING GATE DETAIL
C2.0 | C5.0

N.T.S.

ALL CONCRETE POST BASES SHALL BE TRIPLE WRAPPED WITH 6 MIL POLYETHYLENE SHEETING, (VISQUEEN WRAP).

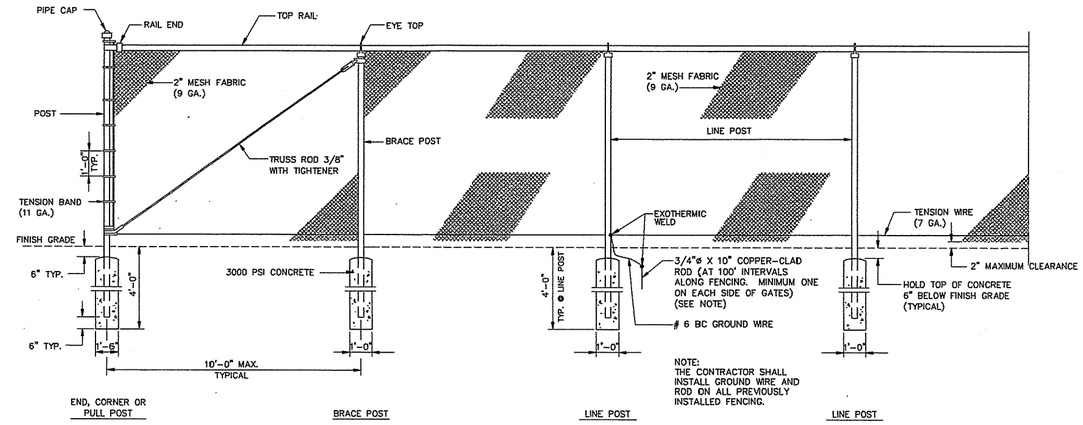

NOTE:
THE CONTRACTOR SHALL INSTALL GROUND WIRE AND ROD ON ALL PREVIOUSLY INSTALLED FENCING.

2 CHAINLINK FENCE DETAIL
C2.0 | C5.0

N.T.S.

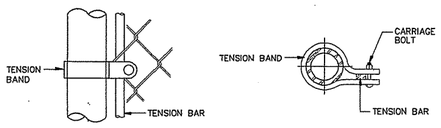

TENSION BAR ATTACHMENT

NOTES:

1. MESH FABRIC FOR THE PERIMETER FENCING SHALL BE INSTALLED ON THE OUTSIDE (FAR SIDE OF THE ELEMENTARY SCHOOL) OF THE FENCE FRAMEWORK.
2. MESH FABRIC SHALL HAVE "KNUCKLE-KNUCKLE" SELVAGE AT THE TOP. FABRIC SHALL NOT PROJECT OVER TOP OF FENCE TOP RAIL.
3. FABRIC SHALL BE 9 GAUGE WITH 2" MESH.
4. ALL CONCRETE POST BASES SHALL BE TRIPLE WRAPPED WITH 6 MIL POLYETHYLENE SHEETING, (VISQUEEN WRAP).
5. THE CONTRACTOR SHALL INSTALL GROUND WIRE AND ROD ON ALL PREVIOUSLY INSTALLED FENCING.

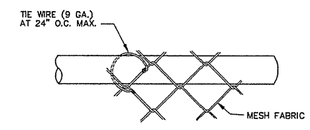

TIE WIRE ATTACHMENT FOR BRACE RAIL

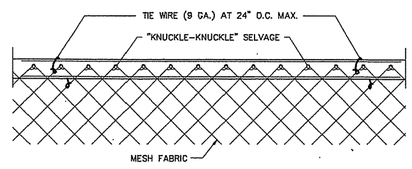

TIE WIRE ATTACHMENT FOR TOP RAIL

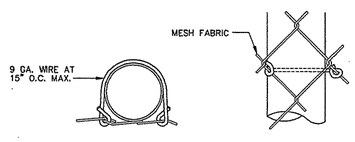

TIE WIRE ATTACHMENT FOR LINE POSTS

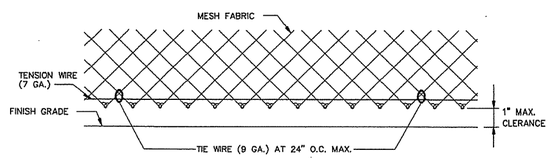

TIE WIRE ATTACHMENT FOR TENSION WIRE

3 FENCE ATTACHMENT DETAILS
C2.0 | C5.0

N.T.S.

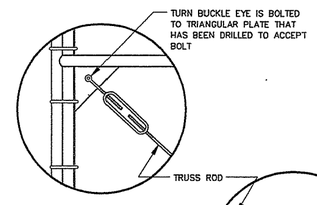

DETAIL 'A'

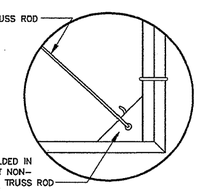

DETAIL 'B'

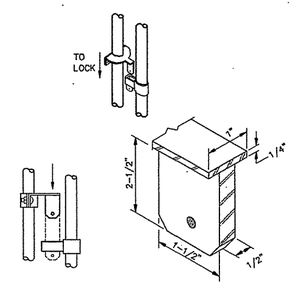

DETAIL 'C'

4 SINGLE SWING GATE DETAILS
C2.0 | C5.0

N.T.S.

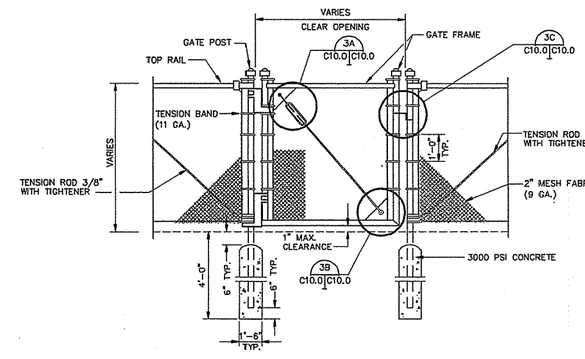

5 SINGLE SWING GATE DETIL
C2.0 | C5.0

N.T.S.

REV.	DATE	C.O.	ACTION	DESCRIPTION	BY	APP'D.

CONTRACTOR: CONTRACT NO.
CITY: STATE
RECOMMENDED: PRIME CONTRACTOR
APPROVED: RESIDENT ENGINEER
DATE:

USKH — A quarter century of design for Alaskans

ALASKA DISTRICT
CORPS OF ENGINEERS
ANCHORAGE, ALASKA

DESIGNED: GDM
DRAWN: BCL/SMT
TRACED:
CHECKED: TRK
SUBMITTED:
DR. SECT.

BEN EIELSON JR./SR. HIGH SCHOOL – PHASE 3
EIELSON AIR FORCE BASE, ALASKA
CIVIL

FENCE DETAILS

RECOMMENDED: CHIEF, MILITARY TECHNICAL ENGINEERING BRANCH
APPROVED: CHIEF ENGINEERING DIVISION
DATE:
SCALE: 1 = 1
SPEC. NO.
DRAWING NUMBER 29-02-38
SHEET OF

REFERENCE NO. C5.0

I:\507202\C\DWGS\507202-0.DWG