Personnel/Space Description	Space Type	No. PN	Space Qty	NSM	NSM Total	NSF	NSF Total	Area Cir Mult	NASM Total	NASF Subtotal	Remarks
Joint Operations Center (JOC)											
Shared Office	Private	2	1	15.0 SM	15.0 SM	161 SF	161 SF	12%	17.0 SM	181 SF	
Battle Watch C (BWC) Shift Director	Private	1	1	7.5 SM	7.5 SM	81 SF	81 SF	12%	8.0 SM	90 SF	
Deputy Chief of Operations (DCOS)	Private	1	3	7.5 SM	22.5 SM	81 SF	242 SF	12%	25.0 SM	271 SF	One office each for Operations, Plans and INTEL
Watch Floor (Workstations)	Open	34	34	3.3 SM	112.2 SM	36 SF	1,208 SF	60%	180.0 SM	1,932 SF	
Training Room	Private	2	1	15.0 SM	15.0 SM	161 SF	161 SF	12%	17.0 SM	181 SF	2 NS and 2 NU
JOC Vestibule	Enclosed	-	1	5.6 SM	5.6 SM	60 SF	60 SF	0%	6.0 SM	60 SF	
Subtotal					**177.8 SM**		**1,914 SF**		**253.0 SM**	**2,715 SF**	
JOC Support Spaces											
Breakout Room (Small)	Enclosed	-	3	6.7 SM	20.0 SM	72 SF	215 SF	12%	22.0 SM	241 SF	
Breakout Room (Large)	Enclosed	-	1	80.0 SM	80.0 SM	861 SF	861 SF	12%	90.0 SM	964 SF	
Printer Room	Enclosed	-	1	15.0 SM	15.0 SM	161 SF	161 SF	12%	17.0 SM	181 SF	
Briefing Room	Enclosed	-	1	40.0 SM	40.0 SM	431 SF	431 SF	12%	45.0 SM	482 SF	
Document Storage	Enclosed	-	1	10.0 SM	10.0 SM	108 SF	108 SF	12%	11.0 SM	121 SF	
Storage	Enclosed	-	1	10.0 SM	10.0 SM	108 SF	108 SF	12%	11.0 SM	121 SF	Storage for bunks/cots, emergency supplies, tables, and chairs
Mechanical	Enclosed	-	1	15.0 SM	15.0 SM	161 SF	161 SF	12%	17.0 SM	181 SF	
Flex Spaces	Enclosed	-	3	13.3 SM	40.0 SM	143 SF	430 SF	12%	45.0 SM	482 SF	Bunk room, conference room
Subtotal					**230.0 SM**		**2,476 SF**		**258.0 SM**	**2,773 SF**	
JOC Support Spaces - Adj to JOC/COC											
Coordination Room	Enclosed	-	1	15.0 SM	15.0 SM	161 SF	161 SF	12%	17.0 SM	181 SF	
Shower Rooms	Enclosed	-	2	15.0 SM	30.0 SM	161 SF	323 SF	12%	34.0 SM	362 SF	Men's and Women's
Locker Rooms	Enclosed	-	2	17.5 SM	35.0 SM	188 SF	377 SF	12%	39.0 SM	422 SF	Men's and Women's
Janitor Storage	Enclosed	-	1	6.0 SM	6.0 SM	65 SF	65 SF	12%	7.0 SM	72 SF	
Break Room	Open	-	1	11.3 SM	11.3 SM	121 SF	121 SF	12%	13.0 SM	136 SF	11.25m2 is the minimum, space allocation 1.2 sm per pn
Subtotal					**97.3 SM**		**1,047 SF**		**110.0 SM**	**1,173 SF**	
JOC Total		**40**			**505.0 SM**		**5,436 SF**		**621.0 SM**	**6,661 SF**	
Deputy Chief of Staff (DCOS)											
DCOS Private Office	Private	1	1	15.0 SM	15.0 SM	161 SF	161 SF	12%	17.0 SM	181 SF	Each office to have table and chairs (TS & SIPR)
Shared Office	Open	3	3	3.3 SM	9.9 SM	36 SF	107 SF	60%	16.0 SM	171 SF	Workstations
Subtotal					**24.9 SM**		**268 SF**		**33.0 SM**	**352 SF**	
DCOS Support Spaces											
Collaboration Area	Open	-	1	6.0 SM	6.0 SM	65 SF	65 SF	28%	8.0 SM	83 SF	For short briefing and discussion
Admin Storage	Enclosed	-	1	7.5 SM	7.5 SM	81 SF	81 SF	12%	8.0 SM	90 SF	
Subtotal					**13.5 SM**		**145 SF**		**16.0 SM**	**173 SF**	
DCOS Shared Spaces											
Conference Room (Small)											*In shared spaces*
Print Room											*In shared spaces*
Break Room											*In shared spaces*
DCOS Total		**4**			**38.4 SM**		**413 SF**		**49.0 SM**	**525 SF**	

Personnel/Space Description	Space Type	No. PN	Space Qty	NSM	NSM Total	NSF	NSF Total	Area Cir Mult	NASM Total	NASF Subtotal	Remarks
J2 - INTEL											
Assistant Chief of Staff (ACOS)	Private	1	1	11.3 SM	11.3 SM	121 SF	121 SF	12%	13.0 SM	136 SF	Table and chairs
Executive Assistant Space	Open	2	2	3.3 SM	6.6 SM	36 SF	71 SF	60%	11.0 SM	114 SF	Workstation outside of ACOS
Open Office (Joint Intel Collection Branch)	Open	20	20	3.3 SM	66.0 SM	36 SF	710 SF	60%	106.0 SM	1,137 SF	*Combined Open Office*
Open Office (Joint Intel Direction Support Branch)	Open	25	25	3.3 SM	82.5 SM	36 SF	888 SF	60%	132.0 SM	1,421 SF	*Combined Open Office*
Open Office (Joint Intelligence J2/J3)	Open	19	19	3.3 SM	62.7 SM	36 SF	675 SF	12%	70.0 SM	756 SF	*Combined Open Office*
Open Office (Joint Intelligence Processing and Assessment)	Open	21	21	3.3 SM	69.3 SM	36 SF	746 SF	60%	111.0 SM	1,194 SF	*Combined Open Office*
Intel Vault	Private	1	1	11.3 SM	11.3 SM	121 SF	121 SF	12%	13.0 SM	136 SF	
EMB	Shared	3	1	3.3 SM	3.3 SM	36 SF	36 SF	60%	5.0 SM	57 SF	Connected to the Intel Vault
Subtotal					**298.4 SM**		**3,368 SF**		**443.0 SM**	**4,951 SF**	
J2 Administrative Support Spaces											
Collaboration Area	Open	-	1	12.0 SM	12.0 SM	129 SF	129 SF	28%	15.0 SM	165 SF	
Administrative Storage	Enclosed	-	1	15.0 SM	15.0 SM	161 SF	161 SF	12%	17.0 SM	181 SF	
Subtotal					**27.0 SM**		**291 SF**		**32.0 SM**	**346 SF**	
J2 Shared Spaces											
Conference Room (Large)											*In shared spaces*
Conference Room (Small)											*In shared spaces*
Print Room											*In shared spaces*
Documents Control and Mail Distribution											*In shared spaces*
Break Room											*In shared spaces*
J2 Total		**92**			**325.4 SM**		**3,659 SF**		**475.0 SM**	**5,297 SF**	
J3 - Operations											
Assistant Chief of Staff (ACOS)	Private	1	1	11.3 SM	11.3 SM	121 SF	121 SF	12%	13.0 SM	136 SF	Table and chairs
Executive Assistant Space	Open	2	2	3.3 SM	6.6 SM	36 SF	71 SF	60%	11.0 SM	114 SF	Workstation outside of ACOS
Open Office (J3/3 Current Operations Branch)	Open	47	47	3.3 SM	155.1 SM	36 SF	1,669 SF	60%	248.0 SM	2,671 SF	*Combined Open Office*
Open Office (J3/3 Coordination and Synchronization Branch)	Open	20	20	3.3 SM	66.0 SM	36 SF	710 SF	60%	106.0 SM	1,137 SF	*Combined Open Office*
Open Office (Joint Effects Branch)	Open	15	15	3.3 SM	49.5 SM	36 SF	533 SF	60%	79.0 SM	853 SF	*Combined Open Office*
Open Office (Force Protection Branch)	Open	16	16	3.3 SM	52.8 SM	36 SF	568 SF	60%	84.0 SM	909 SF	*Combined Open Office*
Open Office (Joint Assessment Branch)	Open	17	17	3.3 SM	56.1 SM	36 SF	604 SF	60%	90.0 SM	966 SF	*Combined Open Office*
Subtotal					**397.4 SM**		**4,277 SF**		**631.0 SM**	**6,786 SF**	
J3 Administrative Support Spaces											
Collaboration Area	Open	-	1	12.0 SM	12.0 SM	129 SF	129 SF	28%	15.0 SM	165 SF	
Administrative Storage	Enclosed	-	1	15.0 SM	15.0 SM	161 SF	161 SF	12%	17.0 SM	181 SF	
Subtotal					**27.0 SM**		**291 SF**		**32.0 SM**	**346 SF**	
J3 Shared Spaces											
Conference Room (Large)											*In shared spaces*
Conference Room (Small)											*In shared spaces*
Print Room											*In shared spaces*
Documents Control and Mail Distribution											*In shared spaces*
Break Room											*In shared spaces*
J3 Total		**118**			**424.4 SM**		**4,568 SF**		**663.0 SM**	**7,132 SF**	

	Personnel/Space Description	Space Type	No. PN	Space Qty	NSM	NSM Total	NSF	NSF Total	Area Cir Mult	NASM Total	NASF Subtotal	Remarks	
	J4 - Logistics and Transportation												
	Assistant Chief of Staff (ACOS)	Private	1	1	11.3 SM	11.3 SM	121 SF	121 SF	12%	13.0 SM	136 SF	Table and chairs	
	Executive Assistant Space	Open	2	2	3.3 SM	6.6 SM	36 SF	71 SF	60%	11.0 SM	114 SF	Workstation outside of ACOS	
	Open Office (Loistics Operations and Plans Branch)	Open	21	21	3.3 SM	69.3 SM	36 SF	746 SF	60%	111.0 SM	1,194 SF	*Combined Open Office*	
	Open Office (Movement and Transportation Branch)	Open	19	19	3.3 SM	62.7 SM	36 SF	675 SF	60%	100.0 SM	1,080 SF	*Combined Open Office*	
	Open Office (Joint Engineer Branch)	Open	6	6	3.3 SM	19.8 SM	36 SF	213 SF	60%	32.0 SM	341 SF	*Combined Open Office*	
	Open Office (Joint Medical Branch)	Open	6	6	3.3 SM	19.8 SM	36 SF	213 SF	60%	32.0 SM	341 SF	*Combined Open Office*	
	Subtotal					**189.5 SM**		**2,039 SF**		**299.0 SM**	**3,206 SF**		
	J4 Administrative Support Spaces												
	Collaboration Area	Open	-	1	12.0 SM	12.0 SM	129 SF	129 SF	28%	15.0 SM	165 SF		
	Interview Room	Enclosed	-	1	15.0 SM	15.0 SM	161 SF	161 SF	12%	17.0 SM	181 SF		
	Administrative Storage	Enclosed	-	1	15.0 SM	15.0 SM	161 SF	161 SF	12%	17.0 SM	181 SF		
	Secure Storage Room	Enclosed		1	15.0 SM	15.0 SM	161 SF	161 SF	12%	17.0 SM	181 SF		
	Subtotal					**42.0 SM**		**614 SF**		**49.0 SM**	**708 SF**		
	J4 Shared Spaces												
	Conference Room (Medium)											*In shared spaces*	
	Print Room											*In shared spaces*	
	Documents Control and Mail Distribution											*In shared spaces*	
	Break Room											*In shared spaces*	
	J4 Total		**55**			**231.5 SM**		**2,653 SF**		**348.0 SM**	**3,914 SF**		
	J6 - Cyber/Information Systems												
	Assistant Chief of Staff (ACOS)	Private	1	1	11.3 SM	11.3 SM	121 SF	121 SF	12%	13.0 SM	136 SF	Table and chairs	
	Executive Assistant Space	Open	3	3	3.3 SM	9.9 SM	36 SF	107 SF	60%	16.0 SM	171 SF	Workstation outside of ACOS	
	Open Office (Plans and Operations Branch)	Open	12	12	3.3 SM	39.6 SM	36 SF	426 SF	60%	63.0 SM	682 SF	*Combined Open Office*	
	Open Office (Comm and Info Sys Enablement Branch)	Open	10	10	3.3 SM	33.0 SM	36 SF	355 SF	60%	53.0 SM	568 SF	*Combined Open Office*	
	Open Office (Cyber Defense Branch)	Open	7	7	3.3 SM	23.1 SM	36 SF	249 SF	60%	37.0 SM	398 SF	*Combined Open Office*	
	Subtotal					**116.9 SM**		**1,258 SF**		**182.0 SM**	**1,955 SF**		
	J6 Administrative Support Spaces												
	Collaboration Area	Open		1	12.0 SM	12.0 SM	129 SF	129 SF	28%	15.0 SM	165 SF		
	Storage Room	Enclosed		1	15.0 SM	15.0 SM	161 SF	161 SF	12%	17.0 SM	181 SF		
	Secure Storage Room	Enclosed		1	15.0 SM	15.0 SM	161 SF	161 SF	12%	17.0 SM	181 SF		
	Subtotal					**42.0 SM**		**452 SF**		**49.0 SM**	**527 SF**		
	J6 Shared Spaces												
	Conference Room (Medium)											*In shared spaces*	
	Print Room											*In shared spaces*	
	Documents Control and Mail Distribution											*In shared spaces*	
	Break Room											*In shared spaces*	
	J6 Total		**33**			**158.9 SM**		**1,710 SF**		**231.0 SM**	**2,482 SF**		

Personnel/Space Description	Space Type	No. PN	Space Qty	NSM	NSM Total	NSF	NSF Total	Area Cir Mult	NASM Total	NASF Subtotal	Remarks
J5/J9 Deputy Chief of Staff (DCOS)											
											TS and SIPR
DCOS	Private	1	1	15.0 SM	15.0 SM	161 SF	161 SF	12%	17.0 SM	181 SF	Each office should have table and chairs
Shared Office	Open	3	1	22.5 SM	22.5 SM	242 SF	242 SF	12%	25.0 SM	271 SF	Workstations
Subtotal		**4**			**37.5 SM**		**404 SF**		**42.0 SM**	**452 SF**	
J5/9 DCOS Support Spaces											
Collaboration Area	Open	-	1	6.0 SM	6.0 SM	65 SF	65 SF	12%	7.0 SM	72 SF	For short briefing and discussion
Admin Storage	Enclosed	-	1	7.5 SM	7.5 SM	81 SF	81 SF	12%	8.0 SM	90 SF	
Subtotal					**13.5 SM**		**145 SF**		**15.0 SM**	**162 SF**	
J5/9 DCOS Shared Spaces											
Conference Room (Small)											*In shared spaces*
Print Room											*In shared spaces*
Break Room											*In shared spaces*
J5/9DCOS Total		**4**			**51.0 SM**		**549 SF**		**57.0 SM**	**614 SF**	
J5/J9											
Assistant Chief of Staff (ACOS)	Private	1	1	11.3 SM	11.3 SM	121 SF	121 SF	12%	13.0 SM	136 SF	Table and chairs
Executive Assistant Space	Open	2	2	3.3 SM	6.6 SM	36 SF	71 SF	60%	11.0 SM	114 SF	Workstation outside of ACOS
Open Office (Plans Branch)	Open	25	25	3.3 SM	82.5 SM	36 SF	888 SF	60%	132.0 SM	1,421 SF	*Combined Open Office*
Open Office (Policy Branch)	Open	7	7	3.3 SM	23.1 SM	36 SF	249 SF	60%	37.0 SM	398 SF	*Combined Open Office*
Open Office (Planning Support and Coordination Branch)	Open	8	8	3.3 SM	26.4 SM	36 SF	284 SF	60%	42.0 SM	455 SF	*Combined Open Office*
Open Office (J9 Branch)	Open	8	8	3.3 SM	26.4 SM	36 SF	284 SF	60%	42.0 SM	455 SF	*Combined Open Office*
Subtotal					**176.3 SM**		**1,897 SF**		**277.0 SM**	**2,979 SF**	
J5/9 Administrative Support Spaces											
Collaboration Area	Open	-	1	12.0 SM	12.0 SM	129 SF	129 SF	28%	15.0 SM	165 SF	
Storage Space	Enclosed	-	1	15.0 SM	15.0 SM	161 SF	161 SF	12%	17.0 SM	181 SF	
Subtotal					**27.0 SM**		**291 SF**		**32.0 SM**	**346 SF**	
J5/9 Shared Spaces											
Conference Room (Small)											*In shared spaces*
Classroom (Medium)											*In shared spaces*
Print Room											*In shared spaces*
Documents Control and Mail Distribution											*In shared spaces*
Break Room											*In shared spaces*
J5/9 Total		**51**			**203.3 SM**		**2,188 SF**		**309.0 SM**	**3,325 SF**	

Personnel/Space Description	Space Type	No. PN	Space Qty	NSM	NSM Total	NSF	NSF Total	Area Cir Mult	NASM Total	NASF Subtotal	Remarks
J7 - Joint Force Development											
Assistant Chief of Staff (ACOS)	Private	1	1	11.3 SM	11.3 SM	121 SF	121 SF	12%	13.0 SM	136 SF	Table and chairs
Executive Assistant Space	Open	2	2	3.3 SM	6.6 SM	36 SF	71 SF	60%	11.0 SM	114 SF	Workstation outside of ACOS
Open Office (Training and Exercise Policy, Programming and Deterrence Branch)	Open	6	6	3.3 SM	19.8 SM	36 SF	213 SF	60%	32.0 SM	341 SF	Workstations
Open Office (Training Exercise Delivery Branch)	Open	13	13	3.3 SM	42.9 SM	36 SF	462 SF	60%	69.0 SM	739 SF	
Open Office (Doctrine and Lessons Learned Branch)	Open	7	7	3.3 SM	23.1 SM	36 SF	249 SF	60%	37.0 SM	398 SF	
Subtotal					**103.7 SM**		**1,116 SF**		**162.0 SM**	**1,728 SF**	
J7 Administrative Support Spaces											
Collaboration Area	Open	-	1	12.0 SM	12.0 SM	129 SF	129 SF	28%	15.0 SM	165 SF	
Breakout Room (Medium)	Enclosed	-	3	20.0 SM	60.0 SM	215 SF	646 SF	12%	67.0 SM	723 SF	
Storage Room	Enclosed	-	1	15.0 SM	15.0 SM	161 SF	161 SF	12%	17.0 SM	181 SF	
Subtotal					**87.0 SM**		**936 SF**		**99.0 SM**	**1,069 SF**	
J7 Shared Spaces											
Conference Room (Medium)											*In shared spaces*
Classroom (Medium)											*In shared spaces*
Print Room											*In shared spaces*
Documents Control and Mail Distribution											*In shared spaces*
Break Room											*In shared spaces*
J7 Total		**29**			**190.7 SM**		**2,052 SF**		**261.0 SM**	**2,797 SF**	
NATO Communications & Information Agency (NCIA) CIS Support Units (CSU)											
NCIA Office	Private	1	1	11.3 SM	11.3 SM	121 SF	121 SF	12%	13.0 SM	136 SF	Table and chairs
Open Office (NCIA - CSU)	Open	36	36	3.3 SM	118.8 SM	36 SF	1,279 SF	60%	190.0 SM	2,046 SF	
Subtotal					**130.1 SM**		**1,400 SF**		**203.0 SM**	**2,182 SF**	
NATO Communications & Information Agency (NCIA) CIS Support Units (CSU) Support Spaces											
Collaboration Area	Open	-	1	12.0 SM	12.0 SM	129 SF	129 SF	28%	15.0 SM	165 SF	
Conference Room (Small)	Enclosed	-	1	40.0 SM	40.0 SM	431 SF	431 SF	12%	45.0 SM	482 SF	VTC, VOIP, AV (NU and NS)
Print Room	Enclosed	-	1	11.3 SM	11.3 SM	121 SF	121 SF	12%	13.0 SM	136 SF	
Administration Storage Room	Enclosed	-	1	15.0 SM	15.0 SM	161 SF	161 SF	12%	17.0 SM	181 SF	
Help Desk	Enclosed	-	1	5.0 SM	5.0 SM	54 SF	54 SF	12%	6.0 SM	60 SF	Provides Customer Support - includes window
Equipment Shelves	Enclosed	-	1	3.7 SM	3.7 SM	40 SF	40 SF	12%	4.0 SM	45 SF	Near Help Desk
Subtotal					**87.0 SM**		**936 SF**		**100.0 SM**	**1,069 SF**	
NATO Communications & Information Agency (NCIA) CIS Support Units (CSU) Shared Spaces											
Break Room											*In shared spaces*
NATO Communications & Information Agency (NCIA) CIS Support Units (CSU) Tota		**37**			**217.0 SM**		**2,336 SF**		**303.0 SM**	**3,251 SF**	
NSE											
Shared Office - 4 persons	Enclosed	16	4	13.2 SM	52.8 SM	142 SF	568 SF	28%	68.0 SM	727 SF	4 desks
Shared Office - 2 persons	Enclosed	10	5	6.6 SM	33.0 SM	71 SF	355 SF	28%	42.0 SM	455 SF	2 desks
Separate Communications Room	Enclosed	-	1	7.4 SM	7.4 SM	80 SF	80 SF	12%	8.0 SM	90 SF	
NSE Total		**26**			**93.2 SM**		**1,004 SF**		**118.0 SM**	**1,272 SF**	

	Personnel/Space Description	Space Type	No. PN	Space Qty	NSM	NSM Total	NSF	NSF Total	Area Cir Mult	NASM Total	NASF Subtotal	Remarks	
Added	**Bid Option**												
	Large Private Office	Private	1	1	15.0 SM	15.0 SM	161 SF	161 SF	12%	17.0 SM	181 SF		
	Small Private Office	Private	9	9	11.3 SM	101.7 SM	122 SF	1,095 SF	12%	114.0 SM	1,226 SF		
	Open Office	Open	138	138	3.3 SM	455.4 SM	36 SF	4,902 SF	60%	729.0 SM	7,843 SF	Workstations	
	Subtotal					**572.1 SM**		**6,158 SF**		**860.0 SM**	**9,250 SF**		
	Support Spaces												
	Conference Room (Medium)	Enclosed	-	2	64.8 SM	129.6 SM	698 SF	1,395 SF	28%	166.0 SM	1,786 SF		
	Storage Room	Enclosed	-	2	7.5 SM	15.0 SM	81 SF	161 SF	12%	17.0 SM	181 SF		
	Subtotal					**144.6 SM**		**1,556 SF**		**183.0 SM**	**1,967 SF**		
	Shared Spaces												
	Break Room	Enclosed	-	1	177.6 SM	177.6 SM	1,912 SF	1,912 SF	0%	178.0 SM	1,912 SF		
	DCOS Total		**148**			**716.7 SM**		**7,714 SF**		**1,043.0 SM**	**11,217 SF**		
	Shared Support Spaces												
	Classroom	Enclosed	-	1	80.0 SM	80.0 SM	861 SF	861 SF	0%	80.0 SM	861 SF	*J5/J9, J7*	
	Mailroom	Enclosed	-	1	20.0 SM	20.0 SM	215 SF	215 SF	0%	20.0 SM	215 SF	*J2, J3, J4, J6, J5/J9, J7*	
	Break Room	Enclosed	-	1	582.0 SM	582.0 SM	6,265 SF	6,265 SF	0%	582.0 SM	6,265 SF	*DCOS, J2, J3, J4, J6, J5/J9 DCOS, J5/J9, J7, NCIA*	
	Print Room	Enclosed	-	3	15.0 SM	45.0 SM	161 SF	484 SF	0%	45.0 SM	484 SF	*DCOS, J2, J3, J4, J6, J5/J9 DCOS, J5/J9, J7*	
	Storage (Small)	Enclosed	-	2	7.5 SM	15.0 SM	81 SF	161 SF	0%	15.0 SM	161 SF		
	Breakout (Medium)	Enclosed	-	1	40.0 SM	40.0 SM	431 SF	431 SF	0%	40.0 SM	431 SF		
	Conference (Large)	Enclosed	-	1	102.7 SM	102.7 SM	1,105 SF	1,105 SF	0%	103.0 SM	1,105 SF	*J2, J3*	
	Conference (Medium)	Enclosed	-	2	64.8 SM	129.5 SM	697 SF	1,394 SF	0%	130.0 SM	1,394 SF	*J4, J6, J7*	
	Conference (Small)	Enclosed	-	4	41.5 SM	166.0 SM	447 SF	1,787 SF	0%	166.0 SM	1,787 SF	*DCOS, J2, J3, J5/J9 DCOS, J5/J9*	
	Shared Support Total		**0**			**1,180.2 SM**		**12,704 SF**		**1,181.0 SM**	**12,703 SF**		

Total Mission Required Seats/Staff - Base Bid	**485**	**Subtotal 1: Total Mission Programmed Area Requirements - Base Bid (Net Assignable)**	**4,616 SM** / **49,973 SF**
Total Mission Required Seats/Staff - w/ Bid Option	**633**	**Subtotal 1: Total Mission Programmed Area Requirements - w/ Bid Option (Net Assignable)**	**5,659 SM** / **61,190 SF**

	Primary Building Entrance Support											
	Vestibule	Enclosed	-	1	18.5 SM	18.5 SM	199 SF	199 SF	0%	19.0 SM	199 SF	
	Security Vestibule	Enclosed	-	1	9.5 SM	9.5 SM	102 SF	102 SF	0%	10.0 SM	102 SF	
	Security Office	Enclosed	1	1	9.5 SM	9.5 SM	102 SF	102 SF	0%	10.0 SM	102 SF	
	Reception / Lobby	Open	-	1	130.0 SM	130.0 SM	1,399 SF	1,399 SF	0%	130.0 SM	1,399 SF	
	Wellness Room	Enclosed	-	3	7.5 SM	22.5 SM	81 SF	242 SF	0%	23.0 SM	242 SF	
	First Aid Room	Enclosed	-	1	7.5 SM	7.5 SM	81 SF	81 SF	0%	8.0 SM	81 SF	
	Primary Building Entrance Total		**1**			**197.5 SM**		**2,126 SF**		**200.0 SM**	**2,125 SF**	

	Personnel/Space Description	Space Type	No. PN	Space Qty	NSM	NSM Total	NSF	NSF Total	Area Cir Mult	NASM Total	NASF Subtotal	Remarks	
	Restrooms / Janitors Closets												
	Men's Restroom	Enclosed	-	2	35.0 SM	70.0 SM	377 SF	753 SF	0%	70.0 SM	753 SF	5 fixtures each (8 required total)	
	Women's Restroom	Enclosed	-	2	26.0 SM	52.0 SM	280 SF	560 SF	0%	52.0 SM	560 SF	4 fixtures each (4 required total)	
	Janitor's Closet	Enclosed	-	2	3.0 SM	6.0 SM	32 SF	65 SF	0%	6.0 SM	65 SF		
	Primary Building Entrance Total		**0**			**128.0 SM**		**1,378 SF**		**128.0 SM**	**1,378 SF**		
	Restrooms / Janitors Closets - w/ Bid Option												
	Men's Restroom	Enclosed	-	1	35.0 SM	35.0 SM	377 SF	377 SF	0%	35.0 SM	377 SF	5 fixtures each	
	Women's Restroom	Enclosed	-	1	26.0 SM	26.0 SM	280 SF	280 SF	0%	26.0 SM	280 SF	4 fixtures each	
	Janitor's Closet	Enclosed	-	1	3.0 SM	3.0 SM	32 SF	32 SF	0%	3.0 SM	32 SF		
	Primary Building Entrance Total		**0**			**64.0 SM**		**689 SF**		**64.0 SM**	**689 SF**		

Total Building Support and Amenity Seats/Staff - Base Bid	**1**	**Subtotal 2: Total Building Support and Amenity Programmed Area - Base Bid**	**328 SM**	**3,503 SF**
Total Building Support and Amenity Seats/Staff - w/ Bid Option	**1**	**Subtotal 2: Total Building Support and Amenity Programmed Area - w/ Bid Option**	**392 SM**	**4,192 SF**

Total Programmed Seats/Staff - Base Bid	**486**	**Subtotal 3: Total Net Area Requirements - Base Bid (Subtotal 1 + Subtotal 2)**	**4,944 SM**	**53,476 SF**
Total Programmed Seats/Staff - w/ Bid Option	**634**	**Subtotal 3: Total Net Area Requirements - w/ Bid Option (Subtotal 1 + Subtotal 2)**	**6,051 SM**	**65,382 SF**

	Communications												
	Telecom Rooms	Enclosed	-	4	15.0 SM	60.0 SM	161 SF	646 SF	0%	60.0 SM	646 SF	16' x 10'	
	Primary Building Entrance Total		**0**			**60.0 SM**		**646 SF**		**60.0 SM**	**646 SF**		
	Electrical / Fire Alarm												
	Electrical Main Room	Enclosed	-	1	42.0 SM	42.0 SM	452 SF	452 SF	0%	42.0 SM	452 SF	15' x 30'	
	Electrical Room	Enclosed	-	5	10.0 SM	50.0 SM	108 SF	538 SF	0%	50.0 SM	538 SF	9' x 10'	
	Electrical Yard (Generator)	External	-	1	0.0 SM	0.0 SM	0 SF	0 SF	0%	0.0 SM	0 SF	20' x 30' External	
	Primary Building Entrance Total		**0**			**92.0 SM**		**990 SF**		**92.0 SM**	**990 SF**		
	Mechanical / Plumbing / Fire Supression												
	Mechanical/ Plumbing Room	Enclosed	-	1	70.0 SM	70.0 SM	753 SF	753 SF	0%	70.0 SM	753 SF	20' x 30', 8' x 8', shafts	
	Fire Protection Room	Enclosed	-	1	21.0 SM	21.0 SM	226 SF	226 SF	0%	21.0 SM	226 SF	15' x 15'	
	Mechanical Yard	External	-	1	0.0 SM	0.0 SM	0 SF	0 SF	0%	0.0 SM	0 SF	30' x 40' External	
	Primary Building Entrance Total		**0**			**91.0 SM**		**980 SF**		**91.0 SM**	**979 SF**		

Subtotal 4: Base Bid (Subtotal 3 + Comms + Elec/FA + Mech/Plumb/FX + Restrooms/Jan)	**5,187 SM**	**56,091 SF**
Subtotal 4: W/ Bid Option (Subtotal 3 + Comms + Elec/FA + Mech/Plumb/FX + Restrooms/Jan)	**6,294 SM**	**67,997 SF**

	Personnel/Space Description	Space Type	No. PN	Space Qty	NSM	NSM Total	NSF	NSF Total	Area Cir Mult	NASM Total	NASF Subtotal	Remarks	
	Primary Circulation							Estimate	24%	1,219 SM	13,181 SF		
	Building Envelope							Estimate	8%	415 SM	4,487 SF		
	Permanent Modular Construction Factor							Estimate	5%	259 SM	2,805 SF		
	Building Overhangs and Canopies (Calculated at 1/2 SF)							Estimate	70 SM	35 SM	377 SF		
	Total - Base Bid									**1,928 SM**	**20,850 SF**		
	Primary Circulation							Estimate	24%	1,479 SM	15,979 SF		
	Building Envelope							Estimate	8%	504 SM	5,440 SF		
	Permanent Modular Construction Factor							Estimate	5%	315 SM	3,400 SF		
	Building Overhangs and Canopies (Calculated at 1/2 SF)							Estimate	70 SM	35 SM	377 SF		
	Total - W/ Bid Option									**2,332 SM**	**25,196 SF**		
	Grand Total Program Gross Area - Base Bid									**7,115 SM**	**76,941 SF**		
	Grand Total Program Gross Area - w/ Bid Option									**8,626 SM**	**93,193 SF**		

GENERAL SHEET NOTES

A. THE ACTUAL FIELD CONDITIONS AT THE TIME OF CONSTRUCTION MAY VARY FROM THAT PRESENTED ON THESE PLANS. CONFIRM THE LOCATION OF ALL ITEMS PRIOR TO START OF CONSTRUCTION.

B. DEMOLITION OF PAVEMENTS INCLUDES AGGREGATE BASE COURSES.

C. PROVIDE SAW CUTS FOR ASPHALT AND CONCRETE DEMOLITION WORK THAT IS ADJACENT TO EXISTING ASPHALT OR CONCRETE PAVEMENT/WALKWAYS TO REMAIN.

THIS DRAWING IS FOR REFERENCE ONLY, AND SHOWS THE DESIRED FUNCTIONAL ARRANGEMENT AND ADJACEMCY FOR EACH DEPARTMENT. ITS INCLUSION DOES NOT PRECLUDE THE D/B TEAM FROM ALTERING FOR STRUCTURAL AND/OR MODULAR ACCOMODATIONS

KEYNOTES

1 REMOVE EXISTING CROSSWALK PAVEMENT MARKINGS.

2 DEMOLISH EXISTING CONCRETE WALK.

3 DEMOLISH EXISTING SITE STRUCTURE (GAZEBO).

4 DEMOLISH EXISTING BUILDING AND FOUNDATION.

5 DEMOLISH EXISTING ASPHALT PAVEMENT.

6 REMOVE EXISTING PAVEMENT MARKINGS.

7 DEMOLISH EXISTING GRAVEL PARKING AREA.

8 DEMOLISH EXISTING CONCRETE APRON.

9 DEMOLISH EXISTING WATER LINE.

10 DEMOLISH EXISTING GAS LINE.

11 DEMOLISH EXISTING SANITARY SEWER.

12 CAP OR PLUG EXISTING PIPE.

13 DEMOLISH ALL UTILITY SERVICES ASSOCIATED WITH EXISTING STRUCTURES.

14 PROTECT EXISTING WATER LINE TO REMAIN DURING CONSTRUCTION.

15 DEMOLISH EXISTING UNDERGROUND ELECTRICAL.

16 DEMOLISH EXISTING LIGHT.

17 CAP AND ABANDON EXISTING PIPING BELOW ROADWAY.

1

GRAPHIC SCALE(S)

NORTH

1"=40' 40' 20' 0 40' 80'

SYM	DESCRIPTION	DATE	APPR
1	AMENDMENT 001	5/12/2026	CMC

NAVFAC

PRELIMINARY NOT FOR CONSTRUCTION

SEAL

A/E INFO.

APPROVED

FOR COMMANDER NAVFAC

ACTIVITY

SATISFACTORY TO DATE

DES IPC DRW IPC CHK ACF

PM/DM

BRANCH MANAGER

CHIEF ENG/ARCH

FIRE PROTECTION

DEPARTMENT OF THE NAVY
NAVAL FACILITIES ENGINEERING SYSTEMS COMMAND
MIDLANT DC CORE

NAVAL FACILITIES ENGINEERING SYSTEMS COMMAND ~ MIDLANT
NAVAL SUPPORT ACTIVITY HAMPTON ROADS

NAVAL SUPPORT ACTIVITY HAMPTON ROADS
NORFOLK, VIRGINIA

FY24 SPECIAL PROJECT JFCN INTERIM MODULAR CAMPUS

SITE DEMOLITION PLAN

SCALE: AS NOTED

EPROJECT NO.:

CONSTR. CONTR. NO.

NAVFAC DRAWING NO.

SHEET 9 OF 27

CD101

DRAWFORM REVISION: 04 MAY 2023

FILE NAME: C:\Users\camper\DC-ACCDocs\AECOM\BP-MMER\US\60717940-JFC Norfolk Modular Campus DB RFP (NATO)\Project Files\900 Design Collaboration\06-CN\NTO_CD101.dwg LAYOUT NAME: CD101 PLOTTED: Wednesday, May 06, 2026 - 9:44am USER: Camper

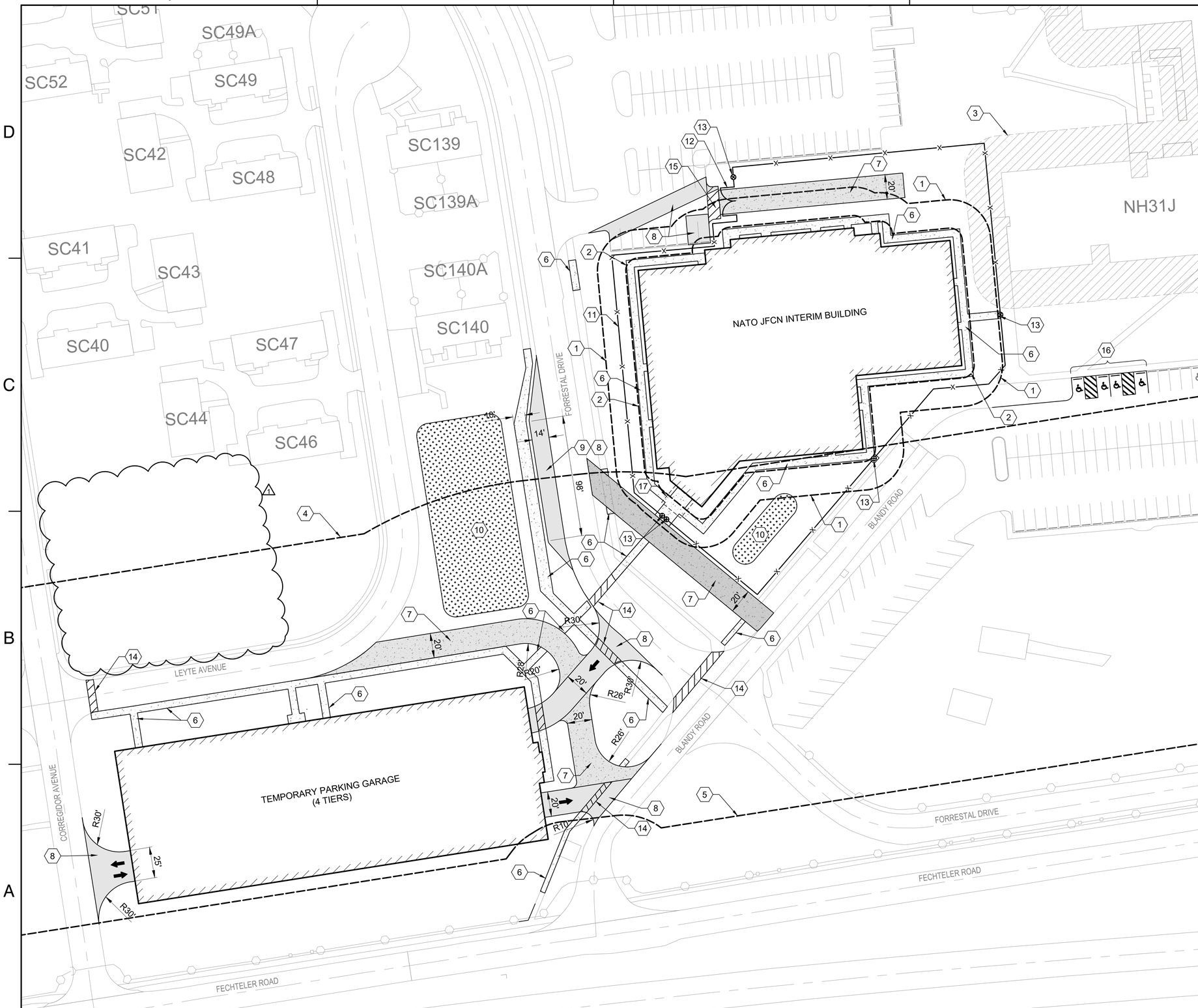

GENERAL SHEET NOTES

A. GROUNDWATER MAY BE ENCOUNTERED FOR ALL EXCAVATIONS. PROVIDE DEWATERING AS REQUIRED.

THIS DRAWING IS FOR REFERENCE ONLY, AND SHOWS THE DESIRED FUNCTIONAL ARRANGEMENT AND ADJACEMCY FOR EACH DEPARTMENT. ITS INCLUSION DOES NOT PRECLUDE THE D/B TEAM FROM ALTERING FOR STRUCTURAL AND/OR MODULAR ACCOMODATIONS

KEYNOTES

1. 33-FT UNOBSTRUCTED SPACE SETBACK.
2. 10-FT BUILDING SETBACK.
3. 30-FT EXISTING BUILDING SETBACK.
4. 100m (328-FT) NATO SETBACK FROM PERIMETER FENCE.
5. 50-FT SETBACK FROM PERIMETER FENCE.
6. CONCRETE WALK. 8-FT MINIMUM WIDTH AT ENTRANCES AND EXITS. 6-FT MINIMUM WIDTH ALL OTHERS. MATCH EXISTING WALK WIDTH WHERE NEW CONCRETE IS PARALLEL WITH EXISTING.
7. 20-FT WIDE FIRE ACCESS ROAD (HEAVY DUTY CONCRETE PAVEMENT).
8. ASPHALT PAVEMENT.
9. BUS PARKING.
10. AREA RESERVED FOR STORMWATER MANAGEMENT.
11. CHAINLINK FENCE.
12. DOUBLE LEAF SWING GATE WITH FIRE DEPARTMENT ACCESS BOX.
13. PEDESTRIAN TURNSTILE WITH CAC CARD READER.
14. CROSSWALK PAVEMENT MARKING.
15. NO PARKING PAVEMENT MARKING FOR FIRE LANE.
16. ACCESSIBLE PARKING PAVEMENT MARKING AND SIGNAGE.
17. ENTRANCE CANOPY

LEGEND

- BUILDING FOOTPRINT
- ASPHALT PAVEMENT
- CONCRETE SIDEWALK
- HEAVY DUTY CONCRETE PAVEMENT
- STORMWATER MANAGEMENT AREA

GRAPHIC SCALE(S)

NORTH

1"=40' 40' 20' 0 40' 80'

SYM	DESCRIPTION	DATE	APPR
1	AMENDMENT 001	5/12/2026	CMC

NAVFAC

PRELIMINARY NOT FOR CONSTRUCTION

SEAL

A/E INFO

APPROVED

FOR COMMANDER NAVFAC

ACTIVITY

SATISFACTORY TO DATE

DES IPC DRW IPC CHK ACF

PM/DM

BRANCH MANAGER

CHIEF ENG/ARCH

FIRE PROTECTION

DEPARTMENT OF THE NAVY
NAVAL FACILITIES ENGINEERING SYSTEMS COMMAND ~ MIDLANT
MIDLANT DC CORE

NAVAL FACILITIES ENGINEERING SYSTEMS COMMAND
NAVAL SUPPORT ACTIVITY HAMPTON ROADS
NAVAL SUPPORT ACTIVITY HAMPTON ROADS
NORFOLK, VIRGINIA
FY24 SPECIAL PROJECT JFCN INTERIM MODULAR CAMPUS

SITE PLAN

SCALE: AS NOTED

EPROJECT NO.:

CONSTR. CONTR. NO.

NAVFAC DRAWING NO.

SHEET 10 OF 27

CS101

DRAWFORM REVISION: 04 MAY 2023

FILE NAME: C:\Users\camper\DC\ACCDocs\AECOM\BP-AMER\US-60717940-JFC Norfolk Modular Campus DB RFP (NATO)\Project Files\900 Design Collaboration\05-C\NATO_CS101_CDA2.dwg LAYOUT NAME: CS101 PLOTTED: Wednesday, May 06, 2026 - 9:43am USER: Camper

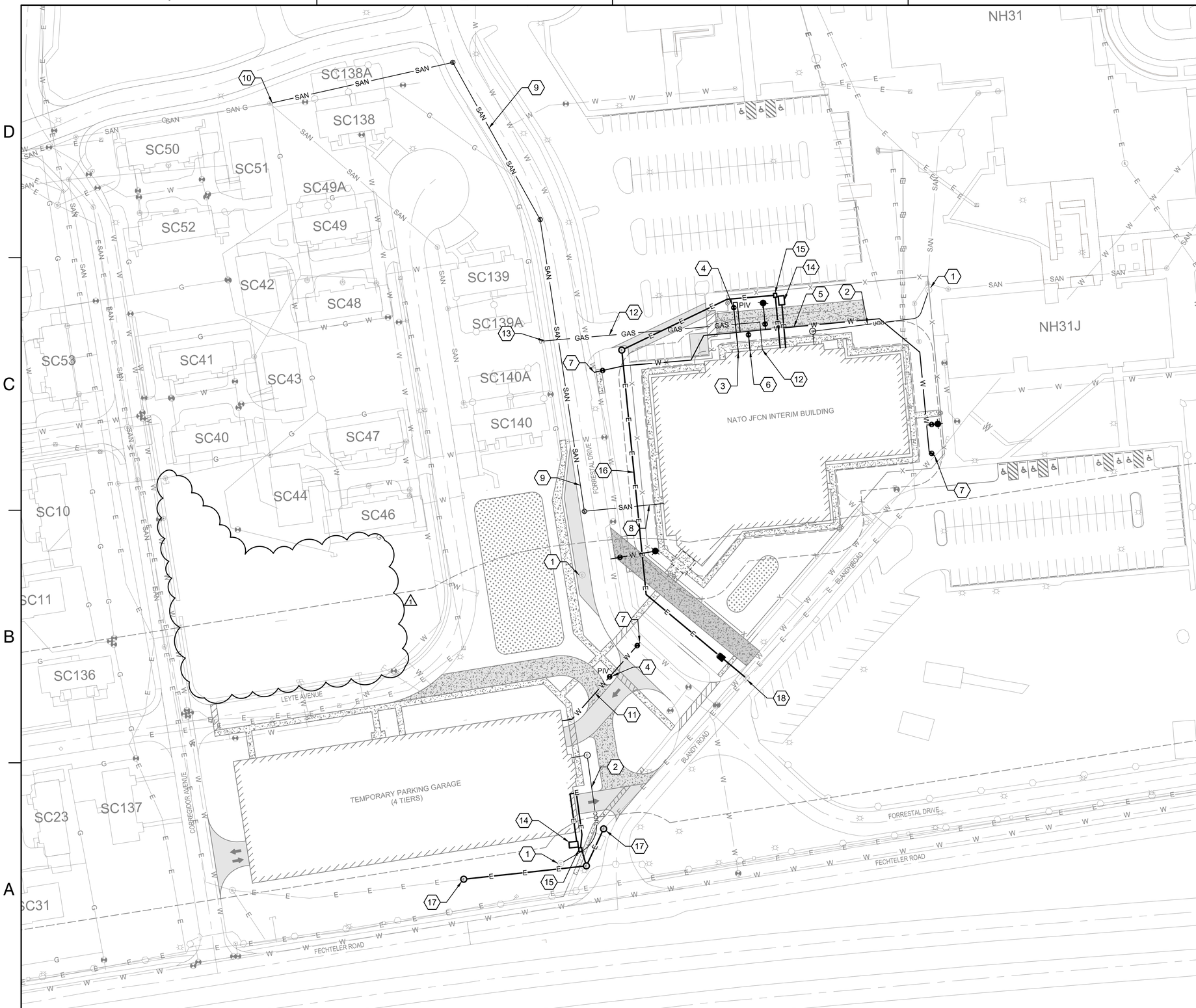

GENERAL SHEET NOTES

A. PROVIDE POST-INDICATOR VALVES FOR FIRE SERVICE CONNECTIONS.

B. PROVIDE ISOLATION GATE VALVES ON ALL BRANCH CONNECTIONS TO NEW AND EXISTING WATER LINES.

C. PROVIDE SITE LIGHTING FOR NEW FACILITIES IN ACCORDANCE WITH THE RFP DOCUMENTS.

D. FIELD VERIFY LOCATION OF EXISTING UTILITIES AND RELOCATE AS NECESSARY WHERE IN CONFLICT WITH PROPOSED WORK.

E. GROUNDWATER MAY BE ENCOUNTERED FOR ALL EXCAVATIONS. PROVIDE DEWATERING AS REQUIRED.

SYM	DESCRIPTION	DATE	APPR
1	AMENDMENT 001	5/12/2026	CMC

THIS DRAWING IS FOR REFERENCE ONLY, AND SHOWS THE DESIRED FUNCTIONAL ARRANGEMENT AND ADJACEMCY FOR EACH DEPARTMENT. ITS INCLUSION DOES NOT PRECLUDE THE D/B TEAM FROM ALTERING FOR STRUCTURAL AND/OR MODULAR ACCOMODATIONS

KEYNOTES

1	APPROXIMATE LOCATION OF EXISTING COMMUNICATION MANHOLE.
2	3-WAY TELECOMM DUCTBANK.
3	6" FIRE WATER SERVICE.
4	POST-INDICATOR VALVE.
5	8" WATER MAIN.
6	2" DOMESTIC WATER SERVICE.
7	CONNECT TO EXISTING 8" WATER MAIN.
8	4" SANITARY SEWER LATERAL.
9	6" SANITARY SEWER.
10	CONNECT TO EXISTING SANITARY SEWER MANHOLE.
11	8" FIRE WATER SERVICE.
12	1.5" NATURAL GAS SERVICE.
13	CONNECT TO EXISTING NATURAL GAS.
14	PROVIDE GENERATOR.
15	PROVIDE MODULAR PAD-MOUNTED TRANSFORMER.
16	PROVIDE 35kV ELECTRICAL DUCTBANK.
17	CONNECT TO EXISTING 35kV ELECTRICAL DUCTBANK.
18	EXISTING 4-WAY SWITCH ELECTRICAL POINT OF CONNECTION FOR BOTH FACILITIES.

LEGEND

GAS	NATURAL GAS
SAN	SANITARY SEWER
	SANITARY SEWER MANHOLE
W	WATER MAIN
	ISOLATION GATE VALVE
PIV	POST-INDICATOR VALVE
	FIRE HYDRANT
UGC	TELECOMMUNICATION DUCTBANK
	TELECOMMUNICATION MANHOLE
	ELECTRICAL MANHOLE

GRAPHIC SCALE(S)

NORTH

50' 25' 0 50' 100'

1"=50'

PRELIMINARY NOT FOR CONSTRUCTION

SEAL

A/E INFO

APPROVED

FOR COMMANDER NAVFAC

ACTIVITY

SATISFACTORY TO DATE

DES IPC DRW IPC CHK ACF

PM/DM

BRANCH MANAGER

CHIEF ENG/ARCH

FIRE PROTECTION

NAVAL FACILITIES ENGINEERING SYSTEMS COMMAND

DEPARTMENT OF THE NAVY

NAVAL FACILITIES ENGINEERING SYSTEMS COMMAND ~ MIDLANT

MIDLANT DC CORE

NAVAL SUPPORT ACTIVITY HAMPTON ROADS

NORFOLK, VIRGINIA

NAVAL SUPPORT ACTIVITY HAMPTON ROADS

FY24 SPECIAL PROJECT JFCN INTERIM MODULAR CAMPUS

SITE UTILITY PLAN

SCALE: AS NOTED

EPROJECT NO.:

CONSTR. CONTR. NO.

NAVFAC DRAWING NO.

SHEET 11 OF 27

CU101

DRAWFORM REVISION: 04 MAY 2023

FILE NAME: C:\Users\camper\DC\ACCDocs\AECOM\BP-MNER\US\60717940-JFC Norfolk Modular Campus DB RFP (NATO)\Project Files\900 Design Collaboration\05-CI\NATO_CU101_CO02.dwg LAYOUT NAME: CU101 PLOTTED: Wednesday, May 06, 2026 - 9:42am USER: Camper

GENERAL SHEET NOTES

A. UTILITIES TO BE LOCATED PRIOR TO EXCAVATING FOR NEW SITE AMENITIES TO CONFIRM THERE ARE NO CONFLICTS WITH PROPOSED LOCATIONS.

B. NO IMPROVEMENT WORK TO START PRIOR TO COMPLETED HAZMAT INSPECTION AND ABATEMENT OF EXISTING HAZARDOUS MATERIALS THROUGHOUT RENOVATED AREAS.

C. IT IS THE RESPONSIBILITY OF THE GENERAL CONTRACTOR TO COORDINATE DEMOLITION TRADES TO MAINTAIN INTEGRITY OF EXISTING ELEMENTS TO REMAIN.

D. CUT REMOVED MATERIALS TO CLEAN STRAIGHT EDGE; PROTECT ADJACENT SURFACES TO REMAIN.

E. ANY DIGGING WITHIN THE TREE PROTECTION FENCE MUST BE DONE BY HAND.

THIS DRAWING IS FOR REFERENCE ONLY, AND SHOWS THE DESIRED FUNCTIONAL ARRANGEMENT AND ADJACEMCY FOR EACH DEPARTMENT. ITS INCLUSION DOES NOT PRECLUDE THE D/B TEAM FROM ALTERING FOR STRUCTURAL AND/OR MODULAR ACCOMODATIONS

KEYNOTES

1. TREE PROTECTION FENCE
2. LEWIS ODENTHAL PARK
3. BUILDINGS TO BE DEMOLISHED; SEE CIVIL
4. WALKWAYS TO BE DEMOLISHED; SEE CIVIL
5. EXISTING TREELINE TO REMAIN

LEGEND

EXISTING TREES TO REMAIN

TPF — TREE PROTECTION FENCE

EXISTING TREE TO BE DEMOLISHED

GRAPHIC SCALE(S)

NORTH

1"=40' 40' 20' 0 40' 80'

SYM	DESCRIPTION	DATE	APPR
1	AMENDMENT 001	5/12/2026	CMC

NAVFAC

PRELIMINARY NOT FOR CONSTRUCTION

A/E INFO

APPROVED

FOR COMMANDER NAVFAC

ACTIVITY

SATISFAC''ORY TO DATE

DES KA DRW KA CHK MA

PM/DM SN

BRANCH MANAGER

CHIEF ENG/ARCH

FIRE PROTECTION

DEPARTMENT OF THE NAVY
NAVAL FACILITIES ENGINEERING SYSTEMS COMMAND
NAVAL FACILITIES ENGINEERING SYSTEMS COMMAND ~ MIDLANT
NAVAL SUPPORT ACTIVITY HAMPTON ROADS
NAVAL SUPPORT ACTIVITY HAMPTON ROADS
NORFOLK, VIRGINIA

FY24 SPECIAL PROJECT JFCN INTERIM MODULAR CAMPUS

LANDSCAPE DEMOLITION PLAN

SCALE: AS NOTED

EPROJECT NO.:

CONSTR. CONTR. NO.

NAVFAC DRAWING NO.

SHEET 12 OF 27

LD101

DRAWFORM REVISION: 04 MAY 2023

FILE NAME: C:\Users\ajimok\DC\ACCDocs\AECOM\BP-AMER\US\60717940-JFC Norfolk Modular Campus DB RFP\NATO\Project Files\900 Design Collaboration\06-LN\NATO_L-101.dwg LAYOUT NAME: LD101 PLOTTED: Tuesday, May 12, 2026 - 10:29am USER: ajimok

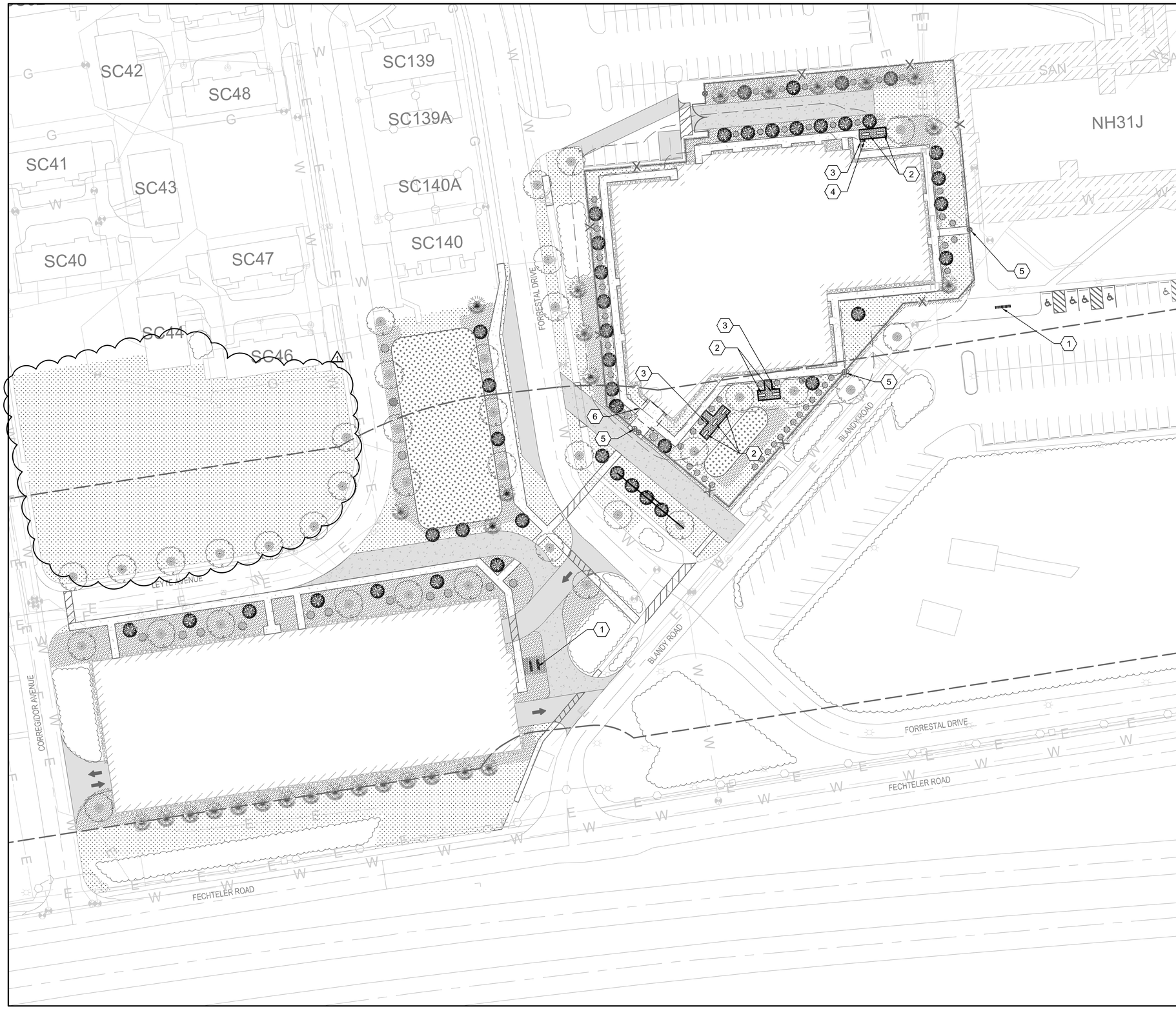

GENERAL SHEET NOTES

A. UTILITIES TO BE LOCATED PRIOR TO EXCAVATING FOR NEW SITE AMENITIES TO CONFIRM THERE ARE NO CONFLICTS WITH PROPOSED LOCATIONS.

B. NO IMPROVEMENT WORK TO START PRIOR TO COMPLETED HAZMAT INSPECTION AND ABATEMENT OF EXISTING HAZARDOUS MATERIALS THROUGHOUT RENOVATED AREAS.

C. IT IS THE RESPONSIBILITY OF THE GENERAL CONTRACTOR TO COORDINATE DEMOLITION TRADES TO MAINTAIN INTEGRITY OF EXISTING ELEMENTS TO REMAIN.

D. CUT REMOVED MATERIALS TO CLEAN STRAIGHT EDGE; PROTECT ADJACENT SURFACES TO REMAIN.

E. ANY DIGGING WITHIN THE TREE PROTECTION FENCE MUST BE DONE BY HAND.

F. PLANTS SHOWN ARE FOR AESTHETIC AND PRICING PURPOSES. FINAL TREE REMOVAL AND REPLANTING TO BE COORDINATED WITH THE LOCAL JURISDICTION AND THE CONTRACTING OFFICER.

THIS DRAWING IS FOR REFERENCE ONLY, AND SHOWS THE DESIRED FUNCTIONAL ARRANGEMENT AND ADJACEMCY FOR EACH DEPARTMENT. ITS INCLUSION DOES NOT PRECLUDE THE D/B TEAM FROM ALTERING FOR STRUCTURAL AND/OR MODULAR ACCOMODATIONS

KEYNOTES

1. BICYCLE RACKS
2. BENCHES
3. TRASH RECEPTACLE
4. ASH RECEPTACLE
5. ENTRY TURNSTILE - SEE CIVIL
6. 17' x 20' CANOPY, SEE ARCHITECTURE

LEGEND

- EXISTING TREES TO REMAIN
- PROPOSED SITE FURNISHING
- PROPOSED DECIDUOUS TREE
- PROPOSED DECIDUOUS ORNAMENTAL TREE
- PROPOSED EVERGREEN TREE
- PROPOSED EVERGREEN ORNAMENTAL TREE
- PROPOSED INTEREST GROUNDCOVER
- PROPOSED DECORATIVE PAVING
- PROPOSED ORGANIC MULCH
- PROPOSED INORGANIC MULCH
- PROPOSED TURF
- PROPOSED BIORETENTION; SEE CIVIL

GRAPHIC SCALE(S)

NORTH

1"=40' 40' 20' 0 40' 80'

SYM	DESCRIPTION	DATE	APPR
1	AMENDMENT 001	5/12/2026	CMC

NAVFAC

PRELIMINARY NOT FOR CONSTRUCTION

A/E INFO

APPROVED

FOR COMMANDER NAVFAC

ACTIVITY

SATISFAC^ORY TO DATE

DES KA DRW KA CHK MA

PM/DM SN

BRANCH MANAGER

CHIEF ENG/ARCH

FIRE PROTECTION

DEPARTMENT OF THE NAVY
NAVAL FACILITIES ENGINEERING SYSTEMS COMMAND ~ MIDLANT
NAVAL SUPPORT ACTIVITY HAMPTON ROADS
NAVAL FACILITIES ENGINEERING SYSTEMS COMMAND
NAVAL SUPPORT ACTIVITY HAMPTON ROADS
NORFOLK, VIRGINIA
FY24 SPECIAL PROJECT JFCN INTERIM MODULAR CAMPUS

LANDSCAPE PLAN

SCALE: AS NOTED

EPROJECT NO.:

CONSTR. CONTR. NO.

NAVFAC DRAWING NO.

SHEET 13 OF 27

L-101

DRAWFORM REVISION: 04 MAY 2023

FILE NAME: C:\Users\almck\DC\ACCDocs\AECOM\BP-AMER\US-60117940-JFC Norfolk Modular Campus DB RFP (NATO)\Project Files\900 Design Collaboration\05-L\NATO_L-101.dwg LAYOUT NAME: L-101 PLOTTED: Tuesday, May 12, 2026 - 10:39am USER: almck