US Army Corps
of Engineers
Louisville District

Solicitation For

Army Reserve National Roofing Program
FY26 Task Order 07

P2: 574437
Design-Build

Volume A – WV024 – Lewisburg, WV
Volume B – WV005 – Bluefield,WV(Option 1)
Volume C – PA163, Bellefonte, PA(Option 2)

Certified Final

04 June 2026
W912QR26R1BSH

MATOC W912QR24D0054 thru 24D0063

All requirements of the base MATOC Volume 1 of 2 shall apply to this Task Order unless noted otherwise.

ARIMS: 200A
Disposition: Maintain for 15yrs after construction

DEPARTMENT OF THE ARMY
LOUISVILLE DISTRICT, CORPS OF ENGINEERS
P.O. BOX 59
LOUISVILLE,KENTUCKY 40201-0059

REPLY TO
ATTENTION OF

Contracting Division 4 June 2026

AR6-Cram Company, Inc.
Brazos Roofing International of South Dakota
Carmen Roofing Services, LLC
Defense Roofing Solutions, LLC
Reasor Roofing, LLC
South Central Roofing, Inc.
Southwest Construction & Property Management, Inc.
Sustainable Building Solutions, LLC
Tabcon, Inc.
Tri-Coast-Pac Tech JV LLLP

Dear MATOC Contractors:

Reference is made to your Indefinite Delivery Contracts, Numbers W912QR24D0054 - W912QR24D0063, Indefinite Delivery Indefinite Quantity (IDIQ), Design-Build Multiple Award Task Order Contract (MATOC) for Building Envelope, Roof Repair and Replacement Construction in Support of the U.S. Army Reserves National Roofing Program (NRP), Army, and Air Force Reserve Sections.

We request you submit a price proposal for design and construction services required to repair roofs at Lewisburg, WV (FAC ID WV005), Bluefield, WV (WV024) and Bellefonte, PA (PA163) as detailed in the scope of work, drawings, and specifications posted at the System for Award Management (www.SAM.gov). The documents are available for download at www.SAM.gov only. All vendors must be registered in the SAM database at SAM.gov. The RFP can be found by logging into the website as a vendor and searching for solicitation number W912QR26R1BSH. The cost range is between $1,000,000 and $5,000,000.

The basis for award of this task order will be made based on a Best Value Trade-Off basis. Factors that will be reviewed are offeror's past performance as found within the Contractor Performance Assessment System (CPARS), in addition to price (base plus all options). Price is considered more important than past performance. The Government will award a firm fixed price task order to the responsible offeror whose proposal is fair and reasonable and has been determined to be the most advantageous to the Government. The Government will be pulling your CPARS reports and will review quality and timeliness provided on prior jobs similar in scope and magnitude in accordance with the attached scope of work. Your proposal should include a price breakdown and/or labor category table demonstrating the use of the binding rates included in your MATOC contract. The submitted price breakdown should include sufficient detail to allow the Government to verify that your proposed price incorporates the binding rates from your base contract. Any level of effort shown in the submitted information will not be used for evaluation purposes and will be used only to ensure that the proposal is in compliance with the binding rates from the base contract. Proposals that

fail to submit a price breakdown or fail to use the binding rates from your MATOC will not be considered. Proposals submitted in response to this RFP shall be good for no less than 120 calendar days.

Proposals are due no later than 2:00 PM ET on 10 July 2026. Submit your proposal by email to rachael.l.mcclellan@usace.army.mil. Proposals not received by the stated date/time will not be considered. Please acknowledge receipt of this RFP by signing below in the space provided and returning to Rachael McClellan via email at rachael.l.mcclellan@usace.army.mil.

Payment and Performance Bonds will be required for this project. Performance and Payment Bonds are required within 10 days after the date of award. The Notice to Proceed will be issued after receipt and approval of the bonds.

All questions regarding this Request for Proposal (RFP) must be submitted via ProjNet. The website to access this system is www.projnet.org and the project-specific bidder inquiry key is: **8M747W-KAAW4I**. Please see ProjNet instructions included in this RFP.

If you have contractual questions, please contact Rachael McClellan via email at rachael.l.mcclellan@usace.army.mil. If an Offeror believes that the requirements in the RFP contain an error, omission, or are otherwise unsound; the offeror shall immediately notify the Contract Specialist in writing with supporting rationale. All Offerors are reminded that the Government reserves the right to award this RFP based on the initial proposals, as received, without discussion.

Sincerely,

SCHARLOW.JESSE.E.1298182471

Digitally signed by SCHARLOW.JESSE.E.1298182471
Date: 2026.06.04 14:14:29 -04'00'

Jesse E. Scharlow
Contracting Officer

_____
(Signature) (Date)

_____
(Printed Name)

_____
(Firm Name)

RELEASE OF CLAIMS – FINAL PAYMENT
FOR

Contract No.: _____ **Task Order: _____**

Pursuant to the terms of Contract No._____, dated_____, (hereinafter called the Contract) the undersigned Contractor _____ (hereinafter called the Contractor) hereby acknowledges that it has requested final payment in the sum certain amount of (Dollars) $_____for Task Order_____under the Contract. The Contractor further understands and agrees that final payment of the above stated sum to the Contractor, or its assignees, if any, constitutes compensation in full on behalf of the Contractor, and its subcontractors and suppliers, for all costs and markups directly or indirectly attributable to work performed under Task Order_____, including any modifications or changes thereto, except for the following claims:

If NONE, the undersigned Contractor shall initial here: _____

In consideration of final payment of the above-stated sum, which has been or is to be paid under the Contract for Task Order_____to the Contractor or its assignees, if any, the Contractor, upon payment of said sum by the UNITED STATES OF AMERICA (hereinafter called the Government) does hereby release the Government, its officers, agents, and employees from any and all liabilities, obligations, claims, and demands of any kind arising out of or under Task Order_____, except for those expressly reserved above.

Executed this_____day of_____,_____.

By _____
(Signature)

_____
(Printed Name)

_____
(Title)

WITNESSES:

_____	_____
(Signature)	(Signature)
_____	_____
(Printed Name)	(Printed Name)
_____	_____
_____	_____
Address	Address

OFFEROR'S QUESTIONS AND COMMENTS

Technical inquiries and questions relating to proposal procedures or bonds are to be submitted via Bidder Inquiry in ProjNet at http://www.ProjNet.org/ProjNet. As noted below, offerors shall not submit their proposals via ProjNet. Offerors shall submit their proposals in accordance with the provisions stated in the solicitation.

To submit and review bid inquiry items, bidders will need to be a current registered user or self-register into system.

The Solicitation Number is: **W912QR26R1BSH**

The Bidder Inquiry Key is: **8M747W-KAAW4I**

Specific Instructions for ProjNet Bid Inquiry Access:

1. From the ProjNet home page linked above, click on **Quick Add** on the upper right side of the screen.
2. Identify the Agency. This should be marked as **USACE**.
3. Key. Enter the **Bidder Inquiry Key** listed above.
4. Email. Enter the email address you would like to use for communication.
5. Select Continue. A page will then open stating a user account was not found and will ask you to create one using the provided form.
6. Enter your First Name, Last Name, Company, City, State, Phone, Email, Secret Question, Secret Answer, and Time Zone. Make sure to remember your Secret Question and Answer as they will be used from this point on to access the ProjNet system.
7. Select Add User. Once this is completed you are now registered within ProjNet and are currently logged into the system.

Specific Instructions for Future ProjNet Bid Inquiry Access:

1. For future access to ProjNet, you will not be emailed any type of password. You will utilize your Secret Question and Secret Answer to log in.
2. From the ProjNet home page linked above, click on **Quick Add** on the upper right side of the screen.
3. Identify the Agency. This should be marked as **USACE**.
4. Key. Enter the **Bidder Inquiry Key** listed above.
5. Email. Enter the email address you used to register previously in ProjNet.
6. Select Continue. A page will then open asking you to enter the answer to your Secret Question.
7. Enter your Secret Answer and click Login. Once this is completed you are now logged into the system.

From this page you may view all bidder inquiries or add an inquiry.

Bidders will receive an acknowledgement of their question via email, followed by an answer to their question after it has been processed by our technical team.

Offerors are requested to review the specification in its entirety and to review the Bidder Inquiry System for answers to questions prior to submission of a new inquiry.

The call center operates weekdays from 8AM to 5PM U.S. Central Time Zone (Chicago). The telephone number for the Call Center is 800-428-HELP.

NOTES:

1. Offerors shall not submit their proposals via ProjNet, but in accordance with the provisions stated in the solicitation. Any questions regarding acceptable means of submitting offers shall be made directly to the Contract Specialist identified in the solicitation.

2. Government responses to technical inquiries and questions relating to proposal procedures or bonds that are submitted to ProjNet in accordance with the procedures above are not binding on the Government unless an amendment is issued on Standard Form 30. In the case of any conflicts, the solicitation governs. Any changes or revisions to the solicitation will be made by formal amendment.

3. The ability to enter technical inquiries and questions relating to proposal procedures or bonds will be disabled five (5) calendar days prior to the closing date stated in the solicitation. No Government responses will be entered into the ProjNet system within two (2) calendar days prior to the closing date stated in the solicitation.

SECTION 00010 - SOLICITATION CONTRACT FORM

SECTION 00010 – PRICE BREAKOUT SCHEDULE

PROJECT: **The Scope of Work (SOW) is for the design and construction services required to repair failed or failing roofs in the United States Army Reserve Command (USARC) roofing inventory under the NRP FY26 Project 7**

LOCATIONS:

FACILITY	LOCATION
WV024	LEWISBURG, WV
WV005	BLUEFIELD, WV
PA163	BELLEFONTE, PA

PROPOSER'S NAME: _____

ITEM NUMBER	Description	UNIT	AMOUNT
BASE	**Work For** WV024		
0001	Construction: All work, materials, and labor required to replace the roof at WV024 Building USARC	JOB	$_____
0002	Design: All work and labor required to design the roof at WV024 Building USARC	JOB	$_____
0003	Construction: All work, materials, and labor required to replace the roof at WV024 Building OMS	JOB	$_____
0004	Design: All work and labor required to design the roof at WV024 Building OMS	JOB	$_____

TOTAL PROJECT BASE PROPOSAL **$ _____**

OPTIONS: Options may be exercised up to 120 days from Notice to Proceed. Exercise of the option(s) does not extend the Period of Performance.

OPTION 1	**Work For** WV005		
0005	Construction: All work, materials, and labor required to replace the roof at WV005 Building OMS	JOB	$_____
0006	Design: All work and labor required to design the roof at WV005 Building OMS	JOB	$_____
		Total Option 1	**$_____**

OPTION 2	**Work For** PA163		
0007	Construction: All work, materials, and labor required to replace the roof at PA163 Building USARC/VMF	JOB	$_____
0008	Design: All work and labor required to design the roof at PA163 Building USARC/VMF	JOB	$_____
		Total Option 2	**$_____**

TOTAL ALL OPTIONS PROPOSAL **$ _____**

TOTAL PROJECT BASE PLUS OPTIONS PROPOSAL **$ _____**

Provide the binding contract rates and hours included in job prices above for all base and option tasks.

Project Manager	_____	hours	x	_____	= $_____
Superintendent	_____	hours	x	_____	=$_____
CQC Manager	_____	hours	x	_____	=$_____
Site Safety Health Officer	_____	hours	x	_____	= $_____

NOTES FOR CONTRACT LINE ITEM (CLIN) SCHEDULE

NOTE NO. 1. To better facilitate the receipt and proposal process, all modifications to proposals are to be submitted on copies of the latest Contract Line Item (CLIN) schedules as published in the solicitation or the latest amendment thereto. In lieu of indicating additions/deductions to line items, all Offerors should state their revised prices for each item.

NOTE NO. 2. Offerors must insert a price on all numbered items including options of the CLIN Schedule. Failure to do so may result in the offer being unacceptable.

NOTE NO. 3.

The Offeror's Base Bid and all Options will be evaluated for best value to the Government. The basis for award is the trade-off process. In accordance with 52.217-5, Evaluation of Options, the Government will evaluate offers for award purposes by adding the total price for all options to the total price for the basic requirement. Evaluation of options will not obligate the Government to exercise the options.

--END OF CLIN SCHEDULE—

Section 00 70 00

52.204-27 Prohibition on a ByteDance Covered Application.

As prescribed in 4.2203(c), insert the following clause:

Prohibition on a ByteDance *Covered Application* (Jun 2023)

(a) *Definitions.* As used in this clause-

Covered application means the social networking service TikTok or any successor application or service developed or provided by ByteDance Limited or an entity owned by ByteDance Limited.

Information technology, as defined in 40 U.S.C. 11101(6)-

(1) Means any equipment or interconnected system or subsystem of equipment, used in the automatic *acquisition,* storage, analysis, evaluation, manipulation, management, movement, control, display, switching, interchange, transmission, or reception of data or information by the *executive agency,* if the equipment is used by the *executive agency* directly or is used by a contractor under a contract with the *executive agency* that requires the use-

(i) Of that equipment; or

(ii) Of that equipment to a significant extent in the performance of a service or the furnishing of a product;

(2) Includes computers, ancillary equipment (including imaging peripherals, input, output, and storage devices necessary for security and surveillance), peripheral equipment designed to be controlled by the central processing unit of a computer, software, firmware and similar procedures, services (including support services), and related resources; but

(3) Does not include any equipment acquired by a Federal contractor incidental to a Federal contract.

(b) *Prohibition.* Section 102 of Division R of the Consolidated Appropriations Act, 2023 (Pub. L. 117-328), the No TikTok on Government Devices Act, and its implementing guidance under Office of Management and Budget (0MB) Memorandum M-23-13, dated February 27, 2023, "No TikTok on Government Devices" Implementation Guidance, collectively prohibit the presence or use of a *covered application* on *executive agency information technology,* including certain equipment used by Federal contractors. The Contractor is prohibited from having or using a *covered application* on any *information technology* owned or managed by the Government, or on any *information technology* used or provided by the Contractor

under this contract, including equipment provided by the Contractor's employees; however, this prohibition does not apply if the *Contracting Officer* provides written notification to the Contractor that an exception has been granted in accordance with 0MB Memorandum M-23-13.

(c) *Subcontracts*. The Contractor *shall* insert the substance of this clause, including this paragraph (c), in all subcontracts, including subcontracts for the *acquisition* of *commercial products* or *commercial services.*

(End of clause)

52.211-10 Commencement, Prosecution, and Completion of Work (Apr 1984)

The Contractor shall be required to:

(a) commence work under this contract within 10 calendar days after the date the Contractor receives the notice to proceed,

(b) prosecute the work diligently, and

(c) complete the entire work ready for use not later than 365 calendar days from Notice to Proceed. The time stated for completion shall include final cleanup of the premises.

(End of Clause)

52.211-12 Liquidated Damages -- Construction (Sept 2000)

(a) If the Contractor fails to complete the work within the time specified in the contract, the Contractor shall pay liquidated damages to the Government in the amount of $2,725.00 for each calendar day of delay until the work is completed or accepted.

(b) If the Government terminates the Contractor’s right to proceed, liquidated damages will continue to accrue until the work is completed. These liquidated damages are in addition to excess costs of repurchase under the Termination clause.

(End of Clause)

52.211-13 Time Extensions -- (Sept 2000)

Time extensions for contract changes will depend upon the extent, if any, by which the changes cause delay in the completion of the various elements of construction. The change order granting the time extension may provide that the contract completion date will be extended only for those specific elements related to the changed work and that the remaining contract completion dates for all other portions of the work will not be altered. The change order also may provide an equitable readjustment of liquidated damages under the new completion schedule.

(End of Clause)

52.217-5 Evaluation of Options

Evaluation of Options (Jul 1990)

Except when it is determined in accordance with FAR 17.202(b) not to be in the Government's best interests, the Government will evaluate offers for award purposes by adding the total price for all options to the total price for the basic requirement. Evaluation of options will not obligate the Government to exercise the option(s).

(End of Provision)

52.217-7 Option for Increased Quantity -- Separately Priced Line Item

The Government may require the delivery of the numbered line item, identified in the Schedule as an option item, in the quantity and at the price stated in the Schedule. The Contracting Officer may exercise the option Reference Price Breakout Schedule. Delivery of added items shall continue at the same rate that like items are called for under the contract, unless the parties otherwise agree.

(End of Clause)

52.236-4 Physical Data (Apr 1984)

Data and information furnished or referred to below is for the Contractor's information. The Government shall not be responsible for any interpretation of or conclusion drawn from the data or information by the Contractor.

(a) The indications of physical conditions on the drawings and in the specifications are the result of site investigations.

(b) Weather conditions: The Contractor shall make his own investigations as to weather conditions at the site. Data may be obtained from various National Weather Service – Central Region, with offices located generally at airports of principal cities, the nearest to this project being Lewisburg and Bluefield, WV and Bellefonte, PA.

(c) Transportation facilities: Roads and railroads in the general area are shown on the drawings. Access ways shall be investigated by the Contractor to satisfy himself as to their existence and allowable use.

(d) Historical data for all areas may be obtained from:

U. S. Department of Commerce
National Climatic Center
Federal Building
Asheville, N. C. 28801

(End of Clause)

52.236-27 Site Visit (Construction) (Feb 1995) Alternate I

(a) The clauses at 52.236-2, Differing Site Conditions, and 52.236-3, Site Investigations and Conditions Affecting the Work, will be included in any contract awarded as a result of this solicitation. Accordingly, offerors or quoters are urged and expected to inspect the site where the work will be performed.

Site Visit Information
Three (3) site visits are planned for this project. **Contractors are requested to pre-register** for the site visit(s) by the times provided below.

Pre-Registration Instructions:
Email the site-specific **USACE NRP POC** (listed under Site Details), **copying the Contract Specialist** on the email.

Site	Register No Later Than	Registration POC
Site 1 – WV024, Lewisburg, WV (ARC/OMS)	Fri, 12 June, 12:00 PM ET	Timothy.M.Mcclellan@usace.army.mil Rachael.L.McClellan@usace.army.mil
Site 2 – WV005, Bluefield, WV (OMS)	Fri, 12 June, 12:00 PM ET	Timothy.M.Mcclellan@usace.army.mil Rachael.L.McClellan@usace.army.mil
Site 3 – PA163, Bellefonte, PA (ARC/VMF)	Fri, 12 June, 12:00 PM ET	john.p.hearn@usace.army.mil Rachael.L.McClellan@usace.army.mil

Important Notes:

1. A site visit is planned to provide offerors an opportunity to inspect the site where work is to be performed. **All potential offerors are encouraged to attend**. No site visit outside the stated date/times will be permitted.
2. If no registrations are received by the pre-registration deadline, the site visit **may be cancelled**. A cancellation notice will be sent via email.
3. No technical questions will be answered during the site visit. All should to be submitted through ProjNet – See solicitation ProjNet Instructions section.

Site 1 - Tuesday, 16 June - 9 am Eastern
WV024 Lewisburg, WV Army Reserve Center (ARC), Organizational Maintenance Shop (OMS)

USACE NRP POC
Tim McClellan
timothy.m.mcclellan@usace.army.mil
502-216-2542

POC Information
Jason Belcher, 99 RSC
jason.m.belcher.civ@mail.mil

Alternate POC Information
Amy Choate
amy.m.choate3.ctr@army.mil

Meeting Details
- Date: June 16
- Time: 9 am ET
- Walkthrough Duration: 2 hours
- Location: 748 N Jefferson Street, Lewisburg, WV

Access Requirements:
- No base access
- Escort not required

Site 2 - Tuesday, 16 June – 2 pm Eastern
WV005 Bluefield, WV OMS

USACE NRP POC
Tim McClellan
timothy.m.mcclellan@usace.army.mil
502-216-2542

POC Information
Jason Belcher, 99 RSC
jason.m.belcher.civ@mail.mil

Alternate POC Information
Amy Choate
amy.m.choate3.ctr@army.mil

Meeting Details
- Date: June 16
- Time: 2 pm ET
- Walkthrough Duration: 2 hours
- Location: 532 West Cumberland Road, Bluefield, WV

Access Requirements:
- No base access
- Escort not required

Site 3 – Wednesday, 17 June 2 pm Eastern –
PA163 Bellefonte, PA ARC / Vehicle Maintenance Facility (VMF)

USACE NRP POC
John Hearn
john.p.hearn@usace.army.mil
937-510-8228

POC Information
George Henry, AFOS
george.w.henry6.ctr@army.mil

Alternate POC Information
Bryan Workman
Bryan.T.Workman@usace.army.mil

Meeting Details
- Date: June 17
- Time: 2 pm ET
- Walkthrough Duration: 2 hours
- Location: 405 East College Ave, Bellefonte, PA

Access Requirements:
- No base access
- Escort not required

(End of provision)

52.246-21 WARRANTY OF CONSTRUCTION (MAR 1994)

(a)In addition to any other warranties in this contract, the Contractor warrants, except as provided in paragraph (i) of this clause, that work performed under this contract conforms to the contract requirements and is free of any defect in equipment, material, or design furnished, or workmanship performed by the Contractor or any subcontractor or supplier at any tier.

(b)This warranty shall continue for a period of 1 year from the date of final acceptance of the work. If the Government takes possession of any part of the work before final acceptance, this warranty shall continue for a period of 1 year from the date the Government takes possession.

(c)The Contractor shall remedy at the Contractor's expense any failure to conform, or any defect. In addition, the Contractor shall remedy at the Contractor's expense any damage to Government-owned or controlled real or personal property, when that damage is the result of-

(1)The Contractor's failure to conform to contract requirements; or

(2)Any defect of equipment, material, workmanship, or design furnished.

(d)The Contractor shall restore any work damaged in fulfilling the terms and conditions of this clause. The Contractor's warranty with respect to work repaired or replaced will run for 1 year from the date of repair or replacement.

(e)The Contracting Officer shall notify the Contractor, in writing, within a reasonable time after the discovery of any failure, defect, or damage.

(f)If the Contractor fails to remedy any failure, defect, or damage within a reasonable time after receipt of notice, the Government shall have the right to replace, repair, or otherwise remedy the failure, defect, or damage at the Contractor's expense.

(g)With respect to all warranties, express or implied, from subcontractors, manufacturers, or suppliers for work performed and materials furnished under this contract, the Contractor shall-

(1)Obtain all warranties that would be given in normal commercial practice;

(2)Require all warranties to be executed, in writing, for the benefit of the Government, if directed by the Contracting Officer; and

(3)Enforce all warranties for the benefit of the Government, if directed by the Contracting Officer.

(h)In the event the Contractor's warranty under paragraph (b) of this clause has expired, the Government may bring suit at its expense to enforce a subcontractor's, manufacturer's, or supplier's warranty.

(i)Unless a defect is caused by the negligence of the Contractor or subcontractor or supplier at any tier, the Contractor shall not be liable for the repair of any defects of material or design furnished by the Government nor for the repair of any damage that results from any defect in Government-furnished material or design.

(j)This warranty shall not limit the Government's rights under the Inspection and Acceptance clause of this contract with respect to latent defects, gross mistakes, or fraud.

(End of clause)

252.236-7001 Contract Drawings and Specifications (AUG 2000)

(a) The Government will provide to the Contractor, without charge, one set of contract drawings and specifications, except publications incorporated into the technical provisions by reference, in electronic or paper media as chosen by the Contracting Officer.

(b) The Contractor shall—

(1) Check all drawings furnished immediately upon receipt;
(2) Compare all drawings and verify the figures before laying out the work;
(3) Promptly notify the Contracting Officer of any discrepancies;
(4) Be responsible for any errors that might have been avoided by complying with this paragraph (b); and
(5) Reproduce and print contract drawings and specifications as needed.

(c) In general--
(1) Large-scale drawings shall govern small-scale drawings; and
(2) The Contractor shall follow figures marked on drawings in preference to scale measurements.

(d) Omissions from the drawings or specifications or the misdescription of details of work that are manifestly necessary to carry out the intent of the drawings and specifications, or that are customarily performed, shall not relieve the Contractor from performing such omitted or misdescribed details of the work. The Contractor shall perform such details as if fully and correctly set forth and described in the drawings and specifications.

(e) The work shall conform to the specifications and the contract drawings identified on the following index of drawings: Not Applicable

(End of clause)

WAGE DECISIONS

The following Wage Decisions are applicable to this project:

PA20260082 dated 09 January 2026
WV20260009 dated 02 January 2026
WV20260018 dated 02 January 2026

"General Decision Number: WV20260009 05/18/2026

State: West Virginia

Construction Types: Building

Counties: West Virginia Counties of
Greenbrier

Modification Number	Publication Date
0	01/02/2026
1	05/18/2026

ASBE0080-002 02/24/2025

	Rates	Fringes
ASBESTOS WORKER/HEAT & FROST INSULATOR	$ 38.05	30.87

BOIL0667-005 01/01/2025

	Rates	Fringes
BOILERMAKER	$ 47.13	28.93

BRWV0009-001 12/01/2022

	Rates	Fringes
BRICK POINTER/CAULKER/CLEANER	$ 31.65	25.56

BRWV0015-010 06/01/2024

	Rates	Fringes
MASON - STONE	$ 33.00	26.18

CARP0439-007 12/01/2024

	Rates	Fringes
CARPENTER (SCAFFOLD BUILDER AND FLOOR LAYING - CARPET, HARDWOOD, RESILIENT AND VINYL ONLY)	$ 33.84	25.51

CARP0443-009 06/01/2023

	Rates	Fringes
MILLWRIGHT	$ 37.40	26.06

ELEC0466-008 06/01/2025

	Rates	Fringes
ELECTRICIAN	$ 42.73	23.71

ENGI0132-007 12/01/2024

	Rates	Fringes
POWER EQUIPMENT OPERATOR: GROUP 4 BOBCAT/SKID STEER/SKID LOADER, ROLLER, OILER	$ 34.71	22.05
POWER EQUIPMENT OPERATOR: GROUP 3 BACKHOE, ALL		

OTHER CRANES	$ 45.21	22.05
POWER EQUIPMENT OPERATOR: GROUP 2 OPERATING CRANES AND TOWER CRANES WITH A LIFTING CAPACITY OF 15 TONS AND OVER	$ 46.21	22.05
POWER EQUIPMENT OPERATOR: GROUP 1 ALL FRICTION CRANES, TOWER CRANES AND ALL CRANES WITH 180 FT. OR MORE OF BOOM INCLUDING MAST AND JIBS OR LIFTING CAPACITY OF 100 TONS OR MORE AND HOISTS WITH 30,000 POUND LINE PULL OR MORE	$ 46.56	22.05

IRON0549-006 12/01/2022

	Rates	Fringes
IRONWORKER: ORNAMENTAL	$ 35.19	25.66

IRON0787-006 12/01/2025

	Rates	Fringes
IRONWORKER: REINFORCING	$ 36.10	24.65

LABO0379-019 12/01/2023

	Rates	Fringes
LABORER (WACKER ROLLER OPERATOR)	$ 28.02	16.80

LABO0453-003 12/01/2017

	Rates	Fringes
LABORER: CONCRETE SAW (HAND HELD/WALK BEHIND)	$ 22.76	16.75

LABO0543-003 06/01/2020

	Rates	Fringes
LABORER: ASPHALT RAKER, JACK HAMMER, MOTORIZED BUGGY OPERATOR, WATER BOY	$ 25.41	16.75

LABO0984-005 12/01/2023

	Rates	Fringes
PLASTERER	$ 24.13	16.05

PLAS0926-008 06/01/2023

	Rates	Fringes
LABORER GROUP 2 (Concrete Saw (Hand Held/Walk Behind), Grouting)	$ 31.97	25.36
LABORER GROUP 2 (Airtool Operator, Asbestos Abatement (Removal from Floors, Walls, and Ceiling), Bobcat Operator (Clean up/Demolition), Dewatering, Rodman, Skytrak Forklift Operator)	$ 34.77	26.66
CEMENT MASON/CONCRETE FINISHER	$ 34.77	26.66

PLAS0926-008 06/01/2024

	Rates	Fringes
LABORER GROUP 2 (Concrete Saw (Hand Held/Walk Behind), Grouting)	$ 31.97	25.36
LABORER GROUP 2 (Airtool Operator, Asbestos Abatement (Removal from Floors, Walls, and Ceiling), Bobcat Operator (Clean up/Demolition), Dewatering, Rodman, Skytrak Forklift Operator)	$ 34.77	26.66
CEMENT MASON/CONCRETE FINISHER	$ 34.77	26.66

SUWV2012-007 08/13/2012

	Rates	Fringes
TRUCK DRIVER: SINGLE AND DOUBLE AXLE DUMP TRUCKS	$ 28.52	3.00
SHEET METAL WORKER, INCLUDES HVAC DUCT INSTALLATION	$ 25.61	15.68
ROOFER	$ 24.28	9.32
PIPEFITTER, INCLUDES HVAC PIPE INSTALLATION	$ 27.64	18.09
PAINTER: DRYWALL FINISHING/TAPING	$ 32.20	0.00
PAINTER: BRUSH, ROLLER AND SPRAY	$ 28.22	3.00
OPERATOR: FORKLIFT	$ 33.09	3.00
OPERATOR: EXCAVATOR	$ 30.31	10.81
OPERATOR: BULLDOZER	$ 30.24	10.26
LABORER: MASON TENDER - CEMENT/CONCRETE	$ 22.05	8.54
LABORER: MASON TENDER - BRICK	$ 21.47	8.29
LABORER: DEMOLITION	$ 20.58	9.47
LABORER: COMMON OR GENERAL	$ 25.27	3.00
IRONWORKER, STRUCTURAL	$ 26.01	12.18
GLAZIER	$ 27.50	4.49
CARPENTER, ALL OTHER WORK	$ 33.17	3.00
CARPENTER (DRYWALL HANGING ONLY)	$ 32.20	0.00
BRICKLAYER	$ 27.50	12.35

UAVGWV0001 01/01/2021

	Rates	Fringes
CARPENTER (FORM WORK ONLY)	$ 29.81	23.45

UAVGWV0002 01/01/2024

	Rates	Fringes
LABORER (TAMPER - HAND HELD)	$ 25.79	16.19
LABORER (SCAFFOLD BUILDER)	$ 24.04	16.35
LABORER (PIPELAYER)	$ 24.34	16.41
LABORER (MORTAR MIXER)	$ 24.35	16.20
LABORER (LANDSCAPE)	$ 23.63	16.43
LABORER (GRADE CHECKER)	$ 24.24	16.27
LABORER (CONCRETE WORKER)	$ 24.29	16.27
LABORER (CHIPPING GUN)	$ 24.78	16.25
LABORER (CARPENTER TENDER)	$ 24.19	16.23

UAVGWV0028 01/01/2024

	Rates	Fringes
PLUMBER	$ 36.58	24.58

WELDERS - Receive rate prescribed for craft performing operation to which welding is incidental.

==========

Note: Executive Order (EO) 13706, Establishing Paid Sick Leave for Federal Contractors applies to all contracts subject to the Davis-Bacon Act for which the contract is awarded (and any solicitation was issued) on or after January 1, 2017. If this contract is covered by the EO, the contractor must provide employees with 1 hour of paid sick leave for every 30 hours they work, up to 56 hours of paid sick leave each year. Employees must be permitted to use paid sick leave for their own illness, injury or other health-related needs, including preventive care; to assist a family member (or person who is like family to the employee) who is ill, injured, or has other health-related needs, including preventive care; or for reasons resulting from, or to assist a family member (or person who is like family to the employee) who is a victim of, domestic violence, sexual assault, or stalking. Additional information on contractor requirements and worker protections under the EO is available at https://www.dol.gov/agencies/whd/government-contracts.

Note: Executive Order 13658 generally applies to contracts subject to the Davis-Bacon Act that were awarded on or between January 1, 2015 and January 29, 2022, and that have not been renewed or extended on or after January 30, 2022. Executive Order 13658 does not apply to contracts subject only to the Davis-Bacon Related Acts regardless of when they were awarded. If a contract is subject to Executive Order 13658, the contractor must pay all covered workers at least $13.65 per hour (or the applicable wage rate listed on this wage determination, if it is higher) for all hours spent performing on the contract from May 11, 2026, through December 31, 2026. The applicable Executive Order minimum wage rate will be adjusted annually. Additional information on contractor requirements and worker protections under Executive Order 13658 is available at www.dol.gov/whd/govcontracts.

Unlisted classifications needed for work not included within the scope of the classifications listed may be added after award only as provided in the labor standards contract clauses (29CFR 5.5 (a) (1) (iii)).

The body of each wage determination lists the classifications and wage rates that have been found to be prevailing for the type(s) of construction and geographic area covered by the wage determination. The classifications are listed in alphabetical order under rate identifiers indicating whether the particular rate is a union rate (current union negotiated rate), a survey rate, a weighted union average rate, a state adopted rate, or a supplemental classification rate.

Union Rate Identifiers

A four-letter identifier beginning with characters other than ⍰SU⍰, ⍰UAVG⍰, ⍰SA⍰, or ⍰SC⍰ denotes that a union rate was prevailing for that classification in the survey. Example: PLUM0198-005 07/01/2024. PLUM is an identifier of the union whose collectively bargained rate prevailed in the survey for this classification, which in this example would be Plumbers. 0198 indicates the local union number or district council number where applicable, i.e., Plumbers Local 0198. The next number, 005 in the example, is an internal number used in processing the wage determination. The date, 07/01/2024 in the example, is the effective date of the most current negotiated rate.

Union prevailing wage rates are updated to reflect all changes over time that are reported to WHD in the rates in the collective bargaining agreement (CBA) governing the classification.

Union Average Rate Identifiers

The UAVG identifier indicates that no single rate prevailed for those classifications, but that 100% of the data reported for the classifications reflected union rates. EXAMPLE: UAVG-OH-0010 01/01/2024. UAVG indicates that the rate is a weighted union average rate. OH indicates the State of Ohio. The next number, 0010 in the example, is an internal number used in producing the wage determination. The date, 01/01/2024 in the example, indicates the date the wage determination was updated to reflect the most current union average rate.

A UAVG rate will be updated once a year, usually in January, to reflect a weighted average of the current rates in the collective bargaining agreements on which the rate is based.

Survey Rate Identifiers

The ⿰SU⿰ identifier indicates that either a single non-union rate prevailed (as defined in 29 CFR 1.2) for this classification in the survey or that the rate was derived by computing a weighted average rate based on all the rates reported in the survey for that classification. As a weighted average rate includes all rates reported in the survey, it may include both union and non-union rates. Example: SUFL2022-007 6/27/2024. SU indicates the rate is a single non-union prevailing rate or a weighted average of survey data for that classification. FL indicates the State of Florida. 2022 is the year of the survey on which these classifications and rates are based. The next number, 007 in the example, is an internal number used in producing the wage determination. The date, 6/27/2024 in the example, indicates the survey completion date for the classifications and rates under that identifier.

⿰SU⿰ wage rates typically remain in effect until a new survey is conducted. However, the Wage and Hour Division (WHD) has the discretion to update such rates under 29 CFR 1.6(c)(1).

State Adopted Rate Identifiers

The ⿰SA⿰ identifier indicates that the classifications and prevailing wage rates set by a state (or local) government were adopted under 29 C.F.R 1.3(g)-(h). Example: SAME2023-007 01/03/2024. SA reflects that the rates are state adopted. ME refers to the State of Maine. 2023 is the year during which the state completed the survey on which the listed classifications and rates are based. The next number, 007 in the example, is an internal number used in producing the wage determination. The date, 01/03/2024 in the example, reflects the date on which the classifications and rates under the ⿰SA⿰ identifier took effect under state law in the state from which the rates were adopted.

WAGE DETERMINATION APPEALS PROCESS

1) Has there been an initial decision in the matter? This can be:

a) a survey underlying a wage determination
b) an existing published wage determination
c) an initial WHD letter setting forth a position on a wage determination matter
d) an initial conformance (additional classification and rate) determination

On survey related matters, initial contact, including requests for summaries of surveys, should be directed to the WHD Branch of Wage Surveys. Requests can be submitted via email to davisbaconinfo@dol.gov or by mail to:

Branch of Wage Surveys
Wage and Hour Division
U.S. Department of Labor
200 Constitution Avenue, N.W.
Washington, DC 20210

Regarding any other wage determination matter such as conformance decisions, requests for initial decisions should be directed to the WHD Branch of Construction Wage Determinations. Requests can be submitted via email to BCWD-Office@dol.gov or by mail to:

Branch of Construction Wage Determinations
Wage and Hour Division
U.S. Department of Labor
200 Constitution Avenue, N.W.

Washington, DC 20210

2) If an initial decision has been issued, then any interested party (those affected by the action) that disagrees with the decision can request review and reconsideration from the Wage and Hour Administrator (See 29 CFR Part 1.8 and 29 CFR Part 7). Requests for review and reconsideration can be submitted via email to dba.reconsideration@dol.gov or by mail to:

Wage and Hour Administrator
U.S. Department of Labor
200 Constitution Avenue, N.W.
Washington, DC 20210

The request should be accompanied by a full statement of the interested party's position and any information (wage payment data, project description, area practice material, etc.) that the requestor considers relevant to the issue.

3) If the decision of the Administrator is not favorable, an interested party may appeal directly to the Administrative Review Board (formerly the Wage Appeals Board). Write to:

Administrative Review Board
U.S. Department of Labor
200 Constitution Avenue, N.W.
Washington, DC 20210.

==========

END OF GENERAL DECISION

"

"General Decision Number: WV20260018 05/18/2026

State: West Virginia

Construction Types: Building

Counties: West Virginia Counties of
Mercer

Modification Number	Publication Date
0	01/02/2026
1	05/18/2026

ASBE0080-002 02/24/2025

	Rates	Fringes
ASBESTOS WORKER/HEAT & FROST INSULATOR	$ 38.05	30.87

BOIL0667-005 01/01/2025

	Rates	Fringes
BOILERMAKER	$ 47.13	28.93

BRWV0009-001 12/01/2022

	Rates	Fringes
BRICK POINTER/CAULKER/CLEANER	$ 31.65	25.56

BRWV0015-010 06/01/2024

	Rates	Fringes
MASON - STONE	$ 33.00	26.18

CARP0443-009 06/01/2023

	Rates	Fringes
MILLWRIGHT	$ 37.40	26.06

CARP1024-001 06/01/2023

	Rates	Fringes
CARPENTER (SCAFFOLD BUILDER ONLY)	$ 30.00	21.15

CARP1911-007 12/01/2020

	Rates	Fringes
CARPENTER (INCLUDING FLOOR LAYING - CARPET, HARDWOOD, RESILIENT AND VINYL)	$ 30.03	23.65

ELEC0466-008 06/01/2025

	Rates	Fringes
ELECTRICIAN	$ 42.73	23.71

ENGI0132-007 12/01/2024

	Rates	Fringes
POWER EQUIPMENT OPERATOR: GROUP 4 BOBCAT/SKID STEER/SKID LOADER, ROLLER, OILER	$ 34.71	22.05
POWER EQUIPMENT OPERATOR: GROUP 3 BACKHOE, ALL OTHER CRANES	$ 45.21	22.05
POWER EQUIPMENT OPERATOR: GROUP 2 OPERATING CRANES AND TOWER CRANES WITH A LIFTING CAPACITY OF 15 TONS AND OVER	$ 46.21	22.05
POWER EQUIPMENT OPERATOR: GROUP 1 ALL FRICTION CRANES, TOWER CRANES AND ALL CRANES WITH 180 FT. OR MORE OF BOOM INCLUDING MAST AND JIBS OR LIFTING CAPACITY OF 100 TONS OR MORE AND HOISTS WITH 30,000 POUND LINE PULL OR MORE	$ 46.56	22.05

IRON0549-006 12/01/2022

	Rates	Fringes
IRONWORKER: ORNAMENTAL	$ 35.19	25.66

IRON0787-006 12/01/2025

	Rates	Fringes
IRONWORKER: REINFORCING	$ 36.10	24.65

LABO0379-019 12/01/2023

	Rates	Fringes
LABORER (WACKER ROLLER OPERATOR)	$ 28.02	16.80

LABO0453-006 12/01/2017

	Rates	Fringes
LABORER: GROUTING	$ 22.76	16.75
LABORER: CONCRETE SAW (HAND HELD/WALK BEHIND)	$ 22.76	16.75
LABORER: COMMON OR GENERAL	$ 22.76	16.75

LABO0543-003 06/01/2020

	Rates	Fringes
LABORER: ASPHALT RAKER, JACK HAMMER, MOTORIZED BUGGY OPERATOR, WATER BOY	$ 25.41	16.75

LABO0984-005 12/01/2023

	Rates	Fringes
PLASTERER	$ 24.13	16.05

PAIN0970-007 12/01/2024

	Rates	Fringes
PAINTER: DRYWALL FINISHING/TAPING	$ 30.57	20.06

PAIN1195-002 12/01/2024

	Rates	Fringes
GLAZIER	$ 32.89	13.38

PLAS0926-008 06/01/2023

	Rates	Fringes
LABORER GROUP 2 (Concrete Saw (Hand Held/Walk Behind), Grouting)	$ 31.97	25.36
LABORER GROUP 2 (Airtool Operator, Asbestos Abatement (Removal from Floors, Walls, and		

```
Ceiling), Bobcat Operator (Clean up/Demolition),
Dewatering, Rodman, Skytrak Forklift Operator)......$ 34.77          26.66
CEMENT MASON/CONCRETE FINISHER.....................$ 34.77          26.66
-------------------------------------------------------------

 PLAS0926-008 06/01/2024
                                                Rates            Fringes
LABORER GROUP 2 (Concrete Saw (Hand Held/Walk
Behind), Grouting)..................................$ 31.97          25.36
LABORER GROUP 2 (Airtool Operator, Asbestos
Abatement (Removal from Floors, Walls, and
Ceiling), Bobcat Operator (Clean up/Demolition),
Dewatering, Rodman, Skytrak Forklift Operator)......$ 34.77          26.66
CEMENT MASON/CONCRETE FINISHER.....................$ 34.77          26.66
-------------------------------------------------------------

 SHEE0033-013 06/01/2023
                                                Rates            Fringes
SHEET METAL WORKER (INCLUDES HVAC DUCT
INSTALLATION)......................................$ 32.07          27.52
-------------------------------------------------------------

 SUWV2012-016 08/13/2012
                                                Rates            Fringes
TRUCK DRIVER: SINGLE AND DOUBLE AXLE DUMP TRUCKS....$ 28.52          3.00
ROOFER.............................................$ 24.28          9.32
PIPEFITTER, INCLUDES  HVAC PIPE INSTALLATION........$ 27.64          18.09
PAINTER:  BRUSH, ROLLER AND SPRAY..................$ 22.03          9.95
OPERATOR:  FORKLIFT................................$ 33.09          3.00
OPERATOR:  EXCAVATOR...............................$ 30.31          10.81
OPERATOR:  BULLDOZER...............................$ 30.24          10.26
LABORER:  MASON TENDER - CEMENT/CONCRETE...........$ 22.05          8.54
LABORER:  MASON TENDER - BRICK.....................$ 21.47          8.29
LABORER:  DEMOLITION...............................$ 20.58          9.47
IRONWORKER, STRUCTURAL.............................$ 26.01          12.18
CARPENTER (DRYWALL HANGING ONLY)...................$ 25.08          12.58
BRICKLAYER.........................................$ 27.50          12.35
-------------------------------------------------------------

 UAVGWV0001 01/01/2021
                                                Rates            Fringes
CARPENTER (FORM WORK ONLY).........................$ 29.81          23.45
-------------------------------------------------------------

 UAVGWV0002 01/01/2024
                                                Rates            Fringes
LABORER (TAMPER - HAND HELD)........................$ 25.79          16.19
LABORER (SCAFFOLD BUILDER)..........................$ 24.04          16.35
LABORER (PIPELAYER).................................$ 24.34          16.41
LABORER (MORTAR MIXER)..............................$ 24.35          16.20
LABORER (LANDSCAPE).................................$ 23.63          16.43
LABORER (GRADE CHECKER).............................$ 24.24          16.27
LABORER (CONCRETE WORKER)...........................$ 24.29          16.27
LABORER (CHIPPING GUN)..............................$ 24.78          16.25
LABORER (CARPENTER TENDER)..........................$ 24.19          16.23
-------------------------------------------------------------

 UAVGWV0028 01/01/2024
                                                Rates            Fringes
PLUMBER............................................$ 36.58          24.58
-------------------------------------------------------------

-------------------------------------------------------------------------------------------------------
WELDERS - Receive rate prescribed for craft performing
operation to which welding is incidental.
```

==========

Note: Executive Order (EO) 13706, Establishing Paid Sick Leave for Federal Contractors applies to all contracts subject to the Davis-Bacon Act for which the contract is awarded (and any solicitation was issued) on or after January 1, 2017. If this contract is covered by the EO, the contractor must provide employees with 1 hour of paid sick leave for every 30 hours they work, up to 56 hours of paid sick leave each year. Employees must be permitted to use paid sick leave for their own illness, injury or other health-related needs, including preventive care; to assist a family member (or person who is like family to the employee) who is ill, injured, or has other health-related needs, including preventive care; or for reasons resulting from, or to assist a family member (or person who is like family to the employee) who is a victim of, domestic violence, sexual assault, or stalking. Additional information on contractor requirements and worker protections under the EO is available at https://www.dol.gov/agencies/whd/government-contracts.

Note: Executive Order 13658 generally applies to contracts subject to the Davis-Bacon Act that were awarded on or between January 1, 2015 and January 29, 2022, and that have not been renewed or extended on or after January 30, 2022. Executive Order 13658 does not apply to contracts subject only to the Davis-Bacon Related Acts regardless of when they were awarded. If a contract is subject to Executive Order 13658, the contractor must pay all covered workers at least $13.65 per hour (or the applicable wage rate listed on this wage determination, if it is higher) for all hours spent performing on the contract from May 11, 2026, through December 31, 2026. The applicable Executive Order minimum wage rate will be adjusted annually. Additional information on contractor requirements and worker protections under Executive Order 13658 is available at www.dol.gov/whd/govcontracts.

Unlisted classifications needed for work not included within the scope of the classifications listed may be added after award only as provided in the labor standards contract clauses (29CFR 5.5 (a) (1) (iii)).

The body of each wage determination lists the classifications and wage rates that have been found to be prevailing for the type(s) of construction and geographic area covered by the wage determination. The classifications are listed in alphabetical order under rate identifiers indicating whether the particular rate is a union rate (current union negotiated rate), a survey rate, a weighted union average rate, a state adopted rate, or a supplemental classification rate.

Union Rate Identifiers

A four-letter identifier beginning with characters other than ⍰SU⍰, ⍰UAVG⍰, ⍰SA⍰, or ⍰SC⍰ denotes that a union rate was prevailing for that classification in the survey. Example: PLUM0198-005 07/01/2024. PLUM is an identifier of the union whose collectively bargained rate prevailed in the survey for this classification, which in this example would be Plumbers. 0198 indicates the local union number or district council number where applicable, i.e., Plumbers Local 0198. The next number, 005 in the example, is an internal number used in processing the wage determination. The date, 07/01/2024 in the example, is the effective date of the most current negotiated rate.

Union prevailing wage rates are updated to reflect all changes over time that are reported to WHD in the rates

in the collective bargaining agreement (CBA) governing the classification.

Union Average Rate Identifiers

The UAVG identifier indicates that no single rate prevailed for those classifications, but that 100% of the data reported for the classifications reflected union rates. EXAMPLE: UAVG-OH-0010 01/01/2024. UAVG indicates that the rate is a weighted union average rate. OH indicates the State of Ohio. The next number, 0010 in the example, is an internal number used in producing the wage determination. The date, 01/01/2024 in the example, indicates the date the wage determination was updated to reflect the most current union average rate.

A UAVG rate will be updated once a year, usually in January, to reflect a weighted average of the current rates in the collective bargaining agreements on which the rate is based.

Survey Rate Identifiers

The ⿰SU⿰ identifier indicates that either a single non-union rate prevailed (as defined in 29 CFR 1.2) for this classification in the survey or that the rate was derived by computing a weighted average rate based on all the rates reported in the survey for that classification. As a weighted average rate includes all rates reported in the survey, it may include both union and non-union rates. Example: SUFL2022-007 6/27/2024. SU indicates the rate is a single non-union prevailing rate or a weighted average of survey data for that classification. FL indicates the State of Florida. 2022 is the year of the survey on which these classifications and rates are based. The next number, 007 in the example, is an internal number used in producing the wage determination. The date, 6/27/2024 in the example, indicates the survey completion date for the classifications and rates under that identifier.

⿰SU⿰ wage rates typically remain in effect until a new survey is conducted. However, the Wage and Hour Division (WHD) has the discretion to update such rates under 29 CFR 1.6(c)(1).

State Adopted Rate Identifiers

The ⿰SA⿰ identifier indicates that the classifications and prevailing wage rates set by a state (or local) government were adopted under 29 C.F.R 1.3(g)-(h). Example: SAME2023-007 01/03/2024. SA reflects that the rates are state adopted. ME refers to the State of Maine. 2023 is the year during which the state completed the survey on which the listed classifications and rates are based. The next number, 007 in the example, is an internal number used in producing the wage determination. The date, 01/03/2024 in the example, reflects the date on which the classifications and rates under the ⿰SA⿰ identifier took effect under state law in the state from which the rates were adopted.

WAGE DETERMINATION APPEALS PROCESS

1) Has there been an initial decision in the matter? This can be:

a) a survey underlying a wage determination
b) an existing published wage determination
c) an initial WHD letter setting forth a position on a wage determination matter
d) an initial conformance (additional classification and rate) determination

On survey related matters, initial contact, including requests for summaries of surveys, should be directed to the WHD Branch of Wage Surveys. Requests can be submitted via email to davisbaconinfo@dol.gov or by mail to:

Branch of Wage Surveys
Wage and Hour Division
U.S. Department of Labor
200 Constitution Avenue, N.W.
Washington, DC 20210

Regarding any other wage determination matter such as conformance decisions, requests for initial decisions should be directed to the WHD Branch of Construction Wage Determinations. Requests can be submitted via email to BCWD-Office@dol.gov or by mail to:

Branch of Construction Wage Determinations
Wage and Hour Division
U.S. Department of Labor
200 Constitution Avenue, N.W.
Washington, DC 20210

2) If an initial decision has been issued, then any interested party (those affected by the action) that disagrees with the decision can request review and reconsideration from the Wage and Hour Administrator (See 29 CFR Part 1.8 and 29 CFR Part 7). Requests for review and reconsideration can be submitted via email to dba.reconsideration@dol.gov or by mail to:

Wage and Hour Administrator
U.S. Department of Labor
200 Constitution Avenue, N.W.
Washington, DC 20210

The request should be accompanied by a full statement of the interested party's position and any information (wage payment data, project description, area practice material, etc.) that the requestor considers relevant to the issue.

3) If the decision of the Administrator is not favorable, an interested party may appeal directly to the Administrative Review Board (formerly the Wage Appeals Board). Write to:

Administrative Review Board
U.S. Department of Labor
200 Constitution Avenue, N.W.
Washington, DC 20210.

==========

END OF GENERAL DECISION

"

"General Decision Number: PA20260082 05/18/2026

State: Pennsylvania

Construction Types: Building

Counties: Pennsylvania Counties of
Centre

Modification Number	Publication Date
1	01/09/2026
2	05/18/2026

ASBE0023-009 07/01/2024

	Rates	Fringes
ASBESTOS WORKER/HEAT & FROST INSULATOR - MECHANICAL (DUCT, PIPE & MECHANICAL SYSTEM INSULATION)	$ 43.00	29.81

BOIL0154-003 01/01/2025

	Rates	Fringes
BOILERMAKER	$ 48.28	33.17

BRPA0005-065 05/01/2014

	Rates	Fringes
MASON - STONE	$ 31.35	13.85
BRICKLAYER (INCLUDING POINTING, CAULKING, AND CLEANING)	$ 31.35	13.85

BRPA0009-011 12/01/2022

	Rates	Fringes
TILE SETTER	$ 35.64	21.63
TILE FINISHER	$ 28.76	17.16

CARP0423-007 06/01/2023

	Rates	Fringes
CARPENTER (SCAFFOLD BUILDING AND FLOOR LAYING-HARDWOOD ONLY)	$ 33.01	18.09

CARP0423-008 06/01/2023

	Rates	Fringes
CARPENTER (INCLUDES ACOUSTICAL CEILING INSTALLATION, BATT INSULATION, DRYWALL HANGING, METAL STUD INSTALLATION, FLOOR LAYING-CARPET AND VINYL, FORM WORK AND GUTTER INSTALLATION; EXCLUDES SCAFFOLD BUILDING AND FLOOR LAYING-HARDWOOD FLOORS.)	$ 33.01	18.09

CARP0443-004 06/01/2024

	Rates	Fringes
MILLWRIGHT	$ 43.00	23.44

ELEC0005-014 12/27/2024

	Rates	Fringes
ELECTRICIAN (INCLUDES ALARM INSTALLATION, INSTALLATION OF SOUND AND COMMUNICATION SYSTEM AND LOW VOLTAGE WIRING; EXCLUDES HVAC TEMPERATURE CONTROL INSTALLATION)	$ 50.86	31.78

ELEC0143-009 06/01/2025

	Rates	Fringes
ELECTRICIAN (HVAC/TEMPERATURE CONTROLS INSTALLATION ONLY)	$ 40.00	27.42

ENGI0066-041 07/01/2024

	Rates	Fringes
POWER EQUIPMENT OPERATOR: ROLLER	$ 32.25	21.32
POWER EQUIPMENT OPERATOR: OILER	$ 29.70	21.32
POWER EQUIPMENT OPERATOR: HOIST, PUMP	$ 29.70	21.32
POWER EQUIPMENT OPERATOR: BOBCAT/SKID STEER/SKID LOADER, DRILL, GRADALL, GRADER/BLADE, PAVER (ASPHALT, AGGREGATE, AND CONCRETE)	$ 36.87	21.32
POWER EQUIPMENT OPERATOR: BACKHOE/EXCAVATOR/TRACKHOE, BULLDOZER, CRANE* LOADER, MECHANIC) *ADD TO CRANE RATE: BOOMS 101-150 JIBS- ADD $.75 BOOMS 151-200 JIBS- ADD $1.50 BOOMS 201-251 JIBS- ADD $2.25	$ 36.87	21.32

IRON0003-013 06/01/2023

	Rates	Fringes
IRONWORKER: ORNAMENTAL, REINFORCING, RIGGER, AND STRUCTURAL	$ 32.29	32.41

LABO0125-005 06/01/2022

	Rates	Fringes
LABORER (MASON TENDER - CEMENT/CONCRETE)	$ 30.24	12.05

LABO0824-002 01/01/2024

	Rates	Fringes
LABORER: MASON TENDER-BRICK	$ 29.56	17.05

PAIN0057-035 06/01/2023

	Rates	Fringes
PAINTER: BRUSH, ROLLER, AND SPRAY ONLY	$ 30.56	23.72
PAINTER (DRYWALL FINISHING/TAPING ONLY)	$ 32.39	23.26

PAIN0751-002 09/01/2023

	Rates	Fringes
GLAZIER	$ 25.40	25.47

PLAS0526-025 06/01/2021

	Rates	Fringes
PLASTERER	$ 29.20	12.86

PLUM0354-009 06/01/2024

	Rates	Fringes
PLUMBER (INDUSTRIAL)	$ 47.75	26.55

PLUM0520-019 05/01/2023

	Rates	Fringes
PLUMBER (EXCLUDES WORK ON INDUSTRIAL SITES)	$ 41.36	29.45
PIPEFITTER (INCLUDES HVAC PIPE INSTALLATION)	$ 41.36	29.45

SFPA0669-004 04/01/2025

	Rates	Fringes
SPRINKLER FITTER (FIRE SPRINKLERS)	$ 49.75	28.96

SHEE0019-017 06/01/2025

	Rates	Fringes
SHEET METAL WORKER: HVAC DUCT INSTALLATION ONLY FOOTNOTE: PAID HOLIDAY: ELECTION DAY	$ 45.02	44.09

SUPA2011-040 08/20/2014

	Rates	Fringes
TRUCK DRIVER: DUMP TRUCK	$ 23.36	7.60
SHEET METAL WORKER, EXCLUDES HVAC DUCT INSTALLATION	$ 32.03	22.87
ROOFER: WATERPROOFING ONLY	$ 29.50	21.10
ROOFER, EXCLUDES WATERPROOFING	$ 33.50	22.10
OPERATOR: FORKLIFT, ALL TYPES	$ 23.69	13.13
LABORER: COMMON OR GENERAL	$ 18.55	9.67
CEMENT MASON/CONCRETE FINISHER	$ 26.02	13.86

WELDERS - Receive rate prescribed for craft performing operation to which welding is incidental.

==========

Note: Executive Order (EO) 13706, Establishing Paid Sick Leave for Federal Contractors applies to all contracts subject to the Davis-Bacon Act for which the contract is awarded (and any solicitation was issued) on or after January 1, 2017. If this contract is covered by the EO, the contractor must provide employees with 1 hour of paid sick leave for every 30 hours they work, up to 56 hours of paid sick leave each year. Employees must be permitted to use paid sick leave for their own illness, injury or other health-related needs, including preventive care; to assist a family member (or person who is like family to the employee) who is ill, injured, or has other health-related needs, including preventive care; or for reasons resulting from, or to assist a family member (or person who is like family to the employee) who is a victim of, domestic violence, sexual assault, or stalking. Additional information on contractor requirements and worker protections under the EO is available at https://www.dol.gov/agencies/whd/government-contracts.

Note: Executive Order 13658 generally applies to contracts subject to the Davis-Bacon Act that were awarded on or between January 1, 2015 and January 29, 2022, and that have not been renewed or extended on or after January 30, 2022. Executive Order 13658 does not apply to contracts subject only to the Davis-Bacon Related Acts regardless of when they were awarded. If a contract is subject to Executive Order 13658, the contractor must pay all covered workers at least $13.65 per hour (or the applicable wage rate listed on this wage determination, if it is higher) for all hours spent performing on

the contract from May 11, 2026, through December 31, 2026. The applicable Executive Order minimum wage rate will be adjusted annually. Additional information on contractor requirements and worker protections under Executive Order 13658 is available at www.dol.gov/whd/govcontracts.

Unlisted classifications needed for work not included within the scope of the classifications listed may be added after award only as provided in the labor standards contract clauses (29CFR 5.5 (a) (1) (iii)).

The body of each wage determination lists the classifications and wage rates that have been found to be prevailing for the type(s) of construction and geographic area covered by the wage determination. The classifications are listed in alphabetical order under rate identifiers indicating whether the particular rate is a union rate (current union negotiated rate), a survey rate, a weighted union average rate, a state adopted rate, or a supplemental classification rate.

Union Rate Identifiers

A four-letter identifier beginning with characters other than ⍰SU⍰, ⍰UAVG⍰, ⍰SA⍰, or ⍰SC⍰ denotes that a union rate was prevailing for that classification in the survey. Example: PLUM0198-005 07/01/2024. PLUM is an identifier of the union whose collectively bargained rate prevailed in the survey for this classification, which in this example would be Plumbers. 0198 indicates the local union number or district council number where applicable, i.e., Plumbers Local 0198. The next number, 005 in the example, is an internal number used in processing the wage determination. The date, 07/01/2024 in the example, is the effective date of the most current negotiated rate.

Union prevailing wage rates are updated to reflect all changes over time that are reported to WHD in the rates in the collective bargaining agreement (CBA) governing the classification.

Union Average Rate Identifiers

The UAVG identifier indicates that no single rate prevailed for those classifications, but that 100% of the data reported for the classifications reflected union rates. EXAMPLE: UAVG-OH-0010 01/01/2024. UAVG indicates that the rate is a weighted union average rate. OH indicates the State of Ohio. The next number, 0010 in the example, is an internal number used in producing the wage determination. The date, 01/01/2024 in the example, indicates the date the wage determination was updated to reflect the most current union average rate.

A UAVG rate will be updated once a year, usually in January, to reflect a weighted average of the current rates in the collective bargaining agreements on which the rate is based.

Survey Rate Identifiers

The ⍰SU⍰ identifier indicates that either a single non-union rate prevailed (as defined in 29 CFR 1.2) for this classification in the survey or that the rate was derived by computing a weighted average rate based on all the rates reported in the survey for that classification. As a weighted average rate includes all rates reported in the survey, it may include both union and non-union rates. Example: SUFL2022-007

6/27/2024. SU indicates the rate is a single non-union prevailing rate or a weighted average of survey data for that classification. FL indicates the State of Florida. 2022 is the year of the survey on which these classifications and rates are based. The next number, 007 in the example, is an internal number used in producing the wage determination. The date, 6/27/2024 in the example, indicates the survey completion date for the classifications and rates under that identifier.

SU wage rates typically remain in effect until a new survey is conducted. However, the Wage and Hour Division (WHD) has the discretion to update such rates under 29 CFR 1.6(c)(1).

State Adopted Rate Identifiers

The SA identifier indicates that the classifications and prevailing wage rates set by a state (or local) government were adopted under 29 C.F.R 1.3(g)-(h). Example: SAME2023-007 01/03/2024. SA reflects that the rates are state adopted. ME refers to the State of Maine. 2023 is the year during which the state completed the survey on which the listed classifications and rates are based. The next number, 007 in the example, is an internal number used in producing the wage determination. The date, 01/03/2024 in the example, reflects the date on which the classifications and rates under the SA identifier took effect under state law in the state from which the rates were adopted.

WAGE DETERMINATION APPEALS PROCESS

1) Has there been an initial decision in the matter? This can be:

a) a survey underlying a wage determination
b) an existing published wage determination
c) an initial WHD letter setting forth a position on a wage determination matter
d) an initial conformance (additional classification and rate) determination

On survey related matters, initial contact, including requests for summaries of surveys, should be directed to the WHD Branch of Wage Surveys. Requests can be submitted via email to davisbaconinfo@dol.gov or by mail to:

Branch of Wage Surveys
Wage and Hour Division
U.S. Department of Labor
200 Constitution Avenue, N.W.
Washington, DC 20210

Regarding any other wage determination matter such as conformance decisions, requests for initial decisions should be directed to the WHD Branch of Construction Wage Determinations. Requests can be submitted via email to BCWD-Office@dol.gov or by mail to:

Branch of Construction Wage Determinations
Wage and Hour Division
U.S. Department of Labor
200 Constitution Avenue, N.W.
Washington, DC 20210

2) If an initial decision has been issued, then any interested party (those affected by the action) that disagrees with the decision can request review and reconsideration from the Wage and Hour Administrator (See 29 CFR Part 1.8 and 29 CFR Part 7). Requests for review and reconsideration can be submitted via email to dba.reconsideration@dol.gov or by mail to:

Wage and Hour Administrator
U.S. Department of Labor
200 Constitution Avenue, N.W.

Washington, DC 20210
The request should be accompanied by a full statement of the interested party's position and any information (wage payment data, project description, area practice material, etc.) that the requestor considers relevant to the issue.

3) If the decision of the Administrator is not favorable, an interested party may appeal directly to the Administrative Review Board (formerly the Wage Appeals Board). Write to:

Administrative Review Board
U.S. Department of Labor
200 Constitution Avenue, N.W.
Washington, DC 20210.

==========

END OF GENERAL DECISION
"

TABLE OF CONTENTS

VOLUME A: WV024, Lewisburg, WV

DIVISION 00 – PROCUREMENT AND CONTRACTING REQUIREMENTS

00 80 50.00 06 SPECIAL PROVISIONS FOR TASK ORDERS
00 80 50.00 06 Submittal Register

DIVISION 01 – GENERAL REQUIREMENTS

01 11 50.00 06 Task Order SCOPE OF WORK

ATTACHMENTS

ATTACHMENT A: Site Location
ATTACHMENT B: Building Layout
ATTACHMENT C: Site Inspection Report, November 21, 2024 (For Information Only)

VOLUME B: WV005, Bluefield, WV

DIVISION 00 – PROCUREMENT AND CONTRACTING REQUIREMENTS

00 80 50.00 06 SPECIAL PROVISIONS FOR TASK ORDERS
00 80 50.00 06 Submittal Register

DIVISION 01 – GENERAL REQUIREMENTS

01 11 50.00 06 Task Order SCOPE OF WORK

ATTACHMENTS

ATTACHMENT A: Site Location
ATTACHMENT B: Building Layout
ATTACHMENT C: Site Inspection Report, November 5, 2024(For Information Only)

VOLUME B: PA163, Bellefonte, PA

DIVISION 00 – PROCUREMENT AND CONTRACTING REQUIREMENTS

00 80 50.00 06 SPECIAL PROVISIONS FOR TASK ORDERS
00 80 50.00 06 Submittal Register

DIVISION 01 – GENERAL REQUIREMENTS

01 11 50.00 06 Task Order SCOPE OF WORK

ATTACHMENTS

ATTACHMENT A: Site Location
ATTACHMENT B: Building Layout

ATTACHMENT C: Site Inspection Report, October 31, 2024(For Information Only)

--End of Table of Contents--

US Army Corps of Engineers
Louisville District

Army Reserve National Roofing Program FY26 Task Order 07

Volume A

WV024 - Lewisburg, WV

DIVISION 00 – PROCUREMENT AND CONTRACTING REQUIREMENTS

00 80 50.00 06 SPECIAL PROVISIONS FOR TASK ORDERS
00 80 50.00 06 Submittal Register

DIVISION 01 – GENERAL REQUIREMENTS

01 11 50.00 06 Task Order SCOPE OF WORK

ATTACHMENTS

ATTACHMENT A:	Site Location
ATTACHMENT B:	Building Layout
ATTACHMENT C:	Site Inspection Report, Nov 21, 2024 (For Information Only)

May 2026 Solicitation

ARIMS: 200A
Disposition: Maintain for 15 yrs after construction

NRP FY22 Project 07
WV024 Lewisburg, WV
P2 574437
20-Mar-26

SECTION
00 80 50.00 06

SPECIAL PROVISIONS FOR TASK ORDERS
08/19

1. PART 1 GENERAL

1.1. SUBMITTALS

Government approval/acceptance is required for submittals with a "GOVT" designation; submittals not having a "GOVT" designation are for information only. When used, a designation following the "GOVT" designation identifies the office that will review the submittal for the Government. The submittals listed in the Submittal Register at the end of this specification section shall be submitted in accordance with Section 01 33 00.00 06.

SD-01 Preconstruction Submittals

SD-02 Shop Drawings

SD-05 Design Data

SD-07 Certificates

SD-11 Closeout Submittals

1.2. NOT USED

1.3. COMMENCEMENT, PROSECUTION AND COMPLETION OF WORK - Paragraph 1.3 of Section 00 80 00.00 06 is replaced with the following:

1.3.1 After approval of the required bonds, the Government will issue an Administrative Notice-to-Proceed (NTP) to allow for preconstruction activities to be initiated in accordance with the contract requirements. The contract period of performance specified in Contract Clause 52.211-10 will begin upon issuance of Administrative NTP. No onsite demolition or construction work will be permitted during the Administrative NTP period. All required preconstruction activities and submittals must be submitted and accepted by the Government, where applicable, within the Administrative NTP period. The Government will issue a Construction NTP to allow commencement of all other contract work after the Administrative NTP period, or after the contractor's completion of all work specified in the Administrative NTP. Failure to complete all required preconstruction activities may result in the contract being terminated for default in accordance with Contract Clause 52.249-10 Default (Fixed-Price Construction)..

1.3.2 Refer to FAR 52.211-12 "LIQUIDATED DAMAGES" in Section 00 70 50 for the amount of Liquidated Damages for the Task order project.
1.3.3 Refer to FAR 52.211-10 "Commencement, Prosecution, and Completion of Work" in Section 00 70 50 for a notification of significant contract dates.
1.3.4 Additional Requirements/Clarifications of Work Included Within the Contract

The time stated in FAR 52.211-10 "Commencement, Prosecution, and Completion of Work" in Section 00 70 50 for completion shall include as-built drawings, O&M manuals, operational tests/reports/training/instructions, and equipment lists.

1.4. TIME EXTENSIONS FOR UNUSUALLY SEVERE WEATHER. ER 415-1-15

This provision specifies the procedure for the determination of time extensions for unusually severe weather in accordance with the "Default (Fixed-Price Construction)" as discussed in Section 00 70 00 of the base contract and Section 00 70 50 of this task order. In order for the Contracting Officer to award a time extension under this clause, the following conditions must be satisfied:

The weather experienced at the project site during the contract period must be found to be unusually severe, that is, more severe than the adverse weather anticipated for the project location during any given month.

The unusually severe weather must actually cause a delay to the completion of the project. The delay must be beyond the control and without the fault or negligence of the Contractor.

The following schedule of monthly anticipated adverse weather delays is based on National Oceanic and Atmospheric Administration (NOAA) or similar data for the project location and will constitute the base line for monthly weather time evaluations. The Contractor's progress schedule must reflect these anticipated adverse weather delays in weather dependent activities.

MONTHLY ANTICIPATED ADVERSE WEATHER DELAY WORKDAYS BASED ON (5) DAY WORK WEEK

	JAN	FEB	MAR	APR	MAY	JUN	JUL	AUG	SEP	OCT	NOV	DEC
WV024	22	21	22	21	16	6	7	6	6	15	19	20

Upon acknowledgment of the Notice to Proceed (NTP) and continuing throughout the contract, the Contractor will record on the daily CQC report, the occurrence of adverse weather and resultant impact to

normally scheduled work. Actual adverse weather delay days must prevent work on critical activities for 50 percent or more of the Contractor's scheduled workday. The number of actual adverse weather delay days shall include days impacted by actual adverse weather (even if adverse weather occurred in previous month), be calculated chronologically from the first to the last day of each month and be recorded as full days. If the number of actual adverse weather delay days exceeds the number of days anticipated listed above, the Contracting Officer will convert any qualifying delays to calendar days, giving full consideration for equivalent fair-weather workdays, and issue a modification in accordance with the "Default (Fixed-Price Construction)" in section 00 70 00 of the base contract, Volume 1 .

1.5. WAGE RATES

The decision of the Secretary of Labor, covering rates of wages, including fringe benefits to be paid laborers and mechanics performing work under this contract, is attached to this solicitation. The payment for all classes of laborers and mechanics actually employed to perform work under the contract will be specified in the following contract provisions: "Contract Work Hours and Safety Standards -- Overtime Compensation"; "Construction Wage Rate Requirements"; and "Compliance with Copeland Act Requirements" in Section 00 70 00 of the base contract.

Wage decision included: WV20260009 Building

The work to be performed is located in Lewisburg, WV, Greenbrier County.

748 N JEFFERSON STREET
LEWISBURG, WEST VIRGINIA 24901

1.6. NOT USED

1.7. Antiterrorism (AT) and Operations Security (OPSEC)- Paragraph 1.7 of Section 00 80 00.00 06 is replaced with the following:

1.7.1 AT Level I training. This standard language is for contractor employees with an area of performance within an Army-controlled installation, facility, or area. All contractor employees, including subcontractor employees, requiring access to Army installations, facilities, and controlled access areas shall complete AT Level I awareness training within 30 calendar days after contract start date or effective date of incorporation of this requirement into the contract, whichever is applicable. The contractor shall submit certificates of completion for each affected contractor employee and subcontractor employee to the COR or to the contracting officer, if a COR is not assigned, within 30 calendar days after completion of training by all

employees and subcontractor personnel. AT Level I awareness training is available at the following website: http://jko.jten.mil.

1.7.2 Access and general protection/security policy and procedures. This standard language is for contractor employees with an area of performance within an Army-controlled installation, facility, or area. Contractor and all associated subcontractor employees shall provide all information required for background checks to meet installation access requirements to be accomplished by the installation Provost Marshal Office, Director of Emergency Services, or Security Office. Contractor workforce must comply with all personal identity verification requirements (CFR clause 52.204-9, Personal Identity Verification of Contract Personnel) as directed by DoD, HQDA and/or local policy. In addition to the changes otherwise authorized by the changes clause of this contract, should the Force Protection Condition (FPCON) at any individual facility or installation change, the Government may require changes in contractor security matters or processes.

1.7.3 AT Awareness Training for Contractor Personnel Traveling Overseas. This standard language requires U.S.-based contractor employees and associated subcontractor employees to make available and to receive Government-provided area of responsibility (AOR)-specific AT awareness training as directed by AR 525-13. Specific AOR training content is directed by the combatant commander, with the unit ATO being the local point of contact.

1.7.4 Army Training Certification Tracking System (ATCTS) registration for contractor employees who require access to Government information systems. All contractor employees with access to a Government info system must be registered in the ATCTS at commencement of services and must successfully complete the DoD Information Assurance Awareness prior to access to the information system and annually thereafter.

1.7.5 For contracts that require a formal OPSEC program. The contractor shall develop an OPSEC Standing Operating Procedure (SOP)/Plan within 90 calendar days of contract award, to be reviewed and approved by the responsible Government OPSEC officer. This plan will include a process to identify critical information, where it is located, who is responsible for it, how to protect it, and why it needs to be protected. The contractor shall implement OPSEC measures as ordered by the commander. In addition, the contractor shall have an identified certified Level II OPSEC coordinator per AR 530-1.

1.7.6 Controlled Unclassified Information (CUI). Include DFARS clause 252.204-7012, which requires the contractor to comply with NIST 800-171. Also include DFARS provision 252.204-2019 into solicitations. Acquisition officials should follow procedures outlined in DFARS 204.73 and verify vendors have an adequate NIST SP 800-171 summary assessment score within the Supplier Performance Risk System (within PIEE). If the

score doesn't show a medium- or high-level assessment with a score of 110 or better (as described in the "NIST SP 800-171 DoD Assessment Methodology"), include clause252.204-7020 and obtain the vendor's "system security plan" and "plan of action" for NIST SP 800-171 verification and assurance by Army security officials.

1.8. NOT USED

1.9. NOT USED

1.10. NOT USED

1.11. NOT USED

1.12. NOT USED

1.13. NOT USED

1.14. NOT USED

1.15. NOT USED

1.16. NOT USED

1.17. NOT USED

1.18. NOT USED

1.19. NOT USED

1.20. NOT USED

1.21. NOT USED

1.22. NOT USED

1.23. NOT USED

1.24. NOT USED

1.25. NOT USED

1.26. NOT USED

2. PART 2 PRODUCTS NOT USED

3. PART 3 EXECUTION NOT USED

TITLE:	NRP FY26 Project 07
JOB NAME:	WV024
LOCATION:	Lewsiburg, WV
CONTRACT NO:	
CONTRACTOR:	

SUBMITTAL REGISTER

SB MATOC									CONTRACTOR SCHEDULE DATES			CONTRACTOR ACTION			APPROVING AUTHORITY					
Line	Act-ivity #	Trans-mittal #	Specification Section	SD #	SD Description	Item Submitted	Paragraph #	Classi-fication: GA for GOVT or A/E Revwr	Submit	Approval Needed By	Material Needed By	Action Code	Date Of Action	Date FWD to APPR / Auth - Date RCD From CONTR	Date FWD To Other Revwr	Date RCD From Other Revwr	Action Code	Date Of Action	Mailed To CONTR/ Date RCD From APPR Authority	Remarks
			01 32 01.00 06	SD-01	Preconstruction Submittal	Project Schedule	3.4	GA												
			01 35 26.00 06	SD-01	Preconstruction Submittal	Accident Prevention Plan (APP)	1.7	GA												
			01 35 26.00 06	SD-01	Preconstruction Submittal	Activity Hazard Analysis (AHA)	1.8	F												
			01 45 04.10 06	SD-01	Preconstruction Submittal	Design Quality Control Plan	3.2	GA												
			01 45 04.10 06	SD-01	Preconstruction Submittal	Construction Quality Control Plan	3.3	GA												
			01 50 00	SD-01	Preconstruction Submittal	Construction Site Plan	1.3	GA												
			01 57 19.00 06	SD-01	Preconstruction Submittal	Environmental Protection Plan	1.7	GA												
			01 74 19	SD-01	Preconstruction Submittal	Construction Waste Management Plan	1.7	GA												
			00 80 00.00 06	SD-07	Certificates	No Asbestos - Containing Material (ACM) Certification	1.14	F												
			00 80 00.00 06	SD-07	Certificates	Insurance	1.31	F												
			00 80 00.00 06	SD-07	Certificates	Warranties	1.15	GA												
			00 80 00.00 06	SD-11	Closeout Submittals	Preliminary (Working) As-Built Drawings	3.4	GA												
			00 80 00.00 06	SD-11	Closeout Submittals	Final As-Built Drawings	3.4	GA												

FY25 NRR Project 07
WV024, Lewisburg, WV
P2 574437
20-Mar-26

SECTION
01 11 50.00 06
Task Order SCOPE OF WORK
Updated 6 Feb 2025

1. PROJECT INFORMATION

1.1. GENERAL

Design/Build: The Contractor shall provide all labor, equipment, supplies, and consultant services and all site investigations, surveys, analysis, sampling, testing and verification of existing field conditions as required for design and construction of the Roof Replacement Project at WV024 to result in a complete and useable Facility. Contractor shall provide complete design analysis incorporating all engineering computations, analysis, test, and survey results, building code (including fire protection, life safety, environmental and accessibility) review as it pertains/affects/relates to this project, equipment and material data and documentation of existing conditions.

1.2. SCOPE OF WORK

Unless specifically noted otherwise in this Specification Section or in the base MATOC contract Volume 1 of 2 itself, all requirements of the base MATOC contract Volume 1 of 2 shall apply to this Task Order. The work includes design and construction to replace the following roof systems located at WV024:

Building RFID (SF)	Section(s)	Existing Roof System
USARC (728)	1	EPDM
USARC (10,197)	1-2	Architectural Shingles
OMS (3,451)	1	Architectural Shingles

Design/Build: Design and construction shall comply with the requirements contained in this Task Order Request for Proposal (RFP). The design and technical criteria contained and cited in this RFP and the Unified Facilities Guide Specifications (UFGS) establish minimum standards for design and construction quality. The Designers of Record shall use the Unified Facilities Guide Specifications (UFGS) and the requirements contained in this RFP to fully develop the technical specifications and construction drawings. The objective of this solicitation is to obtain an energy efficient, durable, maintainable, and sustainable space.

Design/Build: The illustrations and exhibits included in this RFP illustrate the conceptual design of the project and are provided to define the scope of work and budget. The concepts provided shall be further developed by the Design/Build Contractor to comply with the customer’s functional needs.

All demolition required to construct the project is included as part of the work of this Contract.

1.3. SITE LOCATION

This project is located at Lewisburg, WV.

748 N JEFFERSON STREET
LEWISBURG, WEST VIRGINIA 24901

1.4. EXISTING SITE UTILITIES

1.4.1. The contractor shall verify the location of all utilities serving the building. Upgrading the existing utilities, (unless noted otherwise) outside the limits of construction, is not a part of this project.

1.5. BID OPTIONS

1.6. NOT USED

1.7. ATTACHMENTS

Design/Build: Information provided in the Attachments is intended to guide the completion of the design by establishing existing conditions, and the desired character, appearance, and function of the new construction. The following Attachments are included and shall be used and strictly adhered-to in completing the design and construction of the project.

a. ATTACHMENT A: Site Location
b. ATTACHMENT B: Building Layout Plans
c. ATTACHMENT C: Site Inspection Report, 21-Nov-26

1.8. NOT USED

1.9. NOT USED

1.10. NOT USED

1.11. NOT USED

1.12. NOT USED

1.13. NOT USED

1.14. PERSONNEL REQUIREMENTS AND QUALIFICATIONS

1.15. Registered Roof Consultant (RRC) (Designer of Record) shall have a degree in Architecture or Engineering and have at least ten (10) years of experience in roof repairs. The RRC must be currently licensed by the International Institute of Building Envelope Enclosures (IIBEC).

1.16. NOT USED

1.17. NOT USED

1.18. NOT USED

1.19. NOT USED

2. DESIGN REQUIREMENTS

2.1. GENERAL

The Contractor shall prepare complete construction documents for all work designed as required by the RFP. The construction documents to be prepared shall include, but are not limited to, construction drawings, specifications, submittals, and design analysis as required in Section 01 33 16.00 10 DESIGN DATA (DESIGN AFTER AWARD), Volume 1. Materials and equipment shall be limited to those specified except that where no specific material and equipment is specified or no basis of design is identified, the Contractor shall use materials and equipment accepted within the construction industry and in compliance with Design Criteria.

2.2. DESIGN

2.2.1. The Contractor shall prepare a 100% design for the project in accordance with the RFP using industry standard materials and efficient practices. The design of the materials selected shall be high quality, durable and easily maintained. The Contractor shall be responsible for the professional quality, code compliance, technical accuracy, and coordination of all designs, drawings, specifications, and other documents or publications upon which the design and construction are based. It shall be the responsibility of the Design/ Build Contractor to verify the accuracy of the documents provided.

2.2.2 CAD/BIM Requirement

The contractor will not be required to produce advanced modeling and design drawings will be limited to CAD files.

2.2.3 Design Submittal Requirements

Instead of a charrette submittal in accordance with the Louisville District Design Guide, the contractor may submit a charrette report after they have conducted an on-site charrette meeting. The charrette report must detail the results of the site visit and identify any discrepancies between the solicitation and field conditions. An interim submittal is not required. The contractor will submit a final design , a corrected final design, and certified final design in accordance with the requirements of the base contract. The independent Registered Roof Observer (RRO) identified under section 01 11 00 shall review the final design as part of the contract design QC review team. The RRO shall attend the final design plan-in-hand meeting.

2.2.4 Registered Roof Consultant (RRC) (Designer of Record) Requirements

RRC shall have a degree in Architecture or Engineering and have at least ten (10) years of experience in roof repairs. The RRC must be currently licensed by the International Institute of Building Envelope Enclosures (IIBEC). In addition to the requirements of the base MATOC, a Registered Roof Consultant (RRC) shall be a Designer of Record. The RRC shall have a degree in Architecture or Engineering and have at least ten (10) years of experience in roof repair design. The RRC must be currently licensed by the International Institute of Building Envelope Consultants (IIBEC). An independent RRC with the same minimum requirements shall be part of the Independent Technical Review.

2.2.5 Design Professionals

General Scope of work for most task orders will be for roof replacement and exterior water proofing with associated work. Roof replacement design will be certified by a RRC and have a professional engineer or architectural stamp. Structural analysis will only be required if there is a change in the dead load for the structural system or if called out in the task order scope of work. Electrical and mechanical design will be limited to relocating existing systems.

2.2.6 Design Milestone Schedule

The sample schedule and sequence of work shown below was prepared for the Contractor’s use in its schedule preparation. This schedule is not intended to be the actual awarded design-build schedule. Upon receipt of the Notice to Proceed, the selected Contractor will be required to submit its proposed design and construction schedule for Government review and acceptance.

Notice to Proceed (NTP)	Day 0
Design Quality Control Plan (DQCP)	NTP + 14 Days
Charette Report (FIO no review)	NTP + 60 Days
Final Submittal	NTP + 120 Days
Final Plan in Hand Meeting (on-site)	NTP + 138 Days
Corrected Final Submittal	NTP + 152 Days
Certified Final Submittal	NTP + 160 Days

2.3 REQUEST FOR PROPOSAL (RFP) INTENT

The intent of this RFP section is to describe the requirements for appearance, function, materials, and types of construction in sufficient detail to enable engineering and design to be completed by the Contractor.

2.4 Design Milestone Meetings

2.4.1 Charette / Kickoff Meeting

2.4.1.1 Shall be in person and on-site.

2.4.2 Final Design / Plan-in-hand Review Meeting

2.4.2.1 Shall be in person and on-site.

2.5 NOT USED

2.6 NOT USED

2.7 NOT USED

2.8 NOT USED

2.9 NOT USED

2.10 NOT USED

2.11 NOT USED

2.12 GOVERNMENT FURNISHED MATERIALS

2.12.1 GFM Handover

The GFM has been provided as part of the Solicitation package.

2.12.2 GFM File Formats

GFM are provided only in PDF format.

2.13 (See Paragraph 2.1 Section 01 11 00.00 06)DESIGN SUBMITTAL DISTRIBUTION MATRIX

Submittal Reviewers & Mailing Addresses

U.S. Army Corps of Engineers
Ryan Fagan, PE
Ryan.A.Fagan@usace.army.mil
LRL-EDM-A
220 West Main St
Louisville, KY 40202

U.S. Army Corps of Engineers
Timothy M. McClellan, P.E., RRC
Timothy.m.mcclellan@usace.army.mil
LRL-EDM
220 West Main St
Louisville, KY 40202

U.S. Army Corps of Engineers
John P. Hearn
John.P.Hearn@usace.army.mil
LRL-CD
2475 K Street Bldg 52
WPAFB OH 45433

U.S. Army Corps of Engineers
Michael Brooks
Michael.s.brooks@usace.army.mil
LRL-CDR
220 West Main St
Louisville, KY 40202

U.S. Army Corps of Engineers
Jeffrey E. Bayers, P.E., P.M.P.
Jeffrey.e.bayers@usace.army.mil
LRL-PM-R
220 West Main St
Louisville, KY 40202

Steve Coffey, PE
USARC G 3/5/7 Engineers - Desk 4N-4001-62
4700 Knox Street, Bldg 8-8108
Ft. Bragg, NC 28310
Phone: 910-570-8961
Email: steven.w.coffey3.civ@army.mil

Justin Reeder, PE, RRC, RRO, CDT
USARC-ARIMD Engineering Branch / SAIN Engineering
USAR National Roofing Program REM
Phone: 843.813.2423
Email: justin.reeder@saineng.com

99th RD (OH, MI)
William (Bill) Markey
5231 South Scott Plaza
Joint Base McGuire-Dix-Lakehurst, NJ 08640
Phone: 609-997-5271
Email: william.f.markey4.civ@army.mil

3 GENERAL CONSTRUCTION REQUIREMENTS

3.4 SUMMARY

3.4.1 The requirements include:

a. Construction considerations and use of the premises.
b. Protection of personnel and Government property.
c. Construction facilities and job site standards.

d. The requirements of this section apply to the entire project including all amendments or modifications that may be issued to modify the contract documents.

3.5 GENERAL INFORMATION

3.5.1 NOT USED

3.5.2 NOT USED

3.5.3 Coordinate all construction activities with:

a. Contracting Officer’s Representative
b. Building Occupants

3.5.4 NOT USED

3.5.5 NOT USED

3.5.6 NOT USED

3.5.7 NOT USED

3.5.8 NOT USED

3.5.9 Project and Safety Signs. See 01 50 00, Paragraph 2.1.3.

3.6 DOCUMENTATION

3.6.1 NOT USED

3.6.2 NOT USED

3.7 NOT USED

3.8 Work Schedule under Section 01 11 00.00 06 Paragraph 3.9.1.2 is changed to “Work S WORK SCHEDULE: The Contractor shall schedule the work between the hours of 7:00 a.m. and 4:30 p.m. Monday through Friday except Federal Holidays.

3.8.1 No work shall occur on Federal Holidays.

3.8.2 No work shall occur on drill weekends.

3.8.3 Permission to perform any work outside of these hours must be in writing and submitted five (5) calendar days in advance for approval by the Contracting Officer.

3.8.4 The Government may or may not grant such permission at its discretion.

3.9 Contractor Personal Vehicle Parking under Section 01 11 00.00 06 Paragraph 3.9.1.7 is changed to Contractor Personal Vehicle Parking:

The contractor may use a limited number of parking spaces in the existing lots for the contractor’s employee parking of personal vehicles. The Contractor shall coordinate with the Government on the exact number of available spaces, and shall make provisions to transport employees to the site should inadequate parking spaces be available on site. Parking in these areas is available on a first-come first served basis.

4 NOT USED

5 NOT USED

6 EXTERIOR EQUIPMENT

6.1 Remove abandoned curbs (2 EA) at USARC, Section 1
6.2 Repair or replace drain domes and clamping rings (2 EA) at USARC, Section 1.
6.3 OSHA approved guard rails to be installed at roof edge for Section 1.
6.4 Repair or replace equipment supports (15 EA) at USARC, Section 2.
6.5 Repair or replacement of rusting cable, eye-bolt, frame and base (12 EA) at OMS, Section 1.

7 ARCHITECTURAL / BUILDING ENVELOPE

7.1 Approximately 450 LF of exterior sealant to be replaced at USARC, Section 2. Approximately 500 LF of exterior sealant to be replaced at OMS, Section 1.
7.2 Contractor to provide a flush seam metal wall panel system with manufacturer's 30 year PVDF (polyvinylidene fluoride) finish warranty for walls that transition from a lower roof section to a higher roof section.
7.3 DOR Shall visit the site three times during the construction phase. One of these visits shall be during the final inspection.
7.4 Contractor to apply self-adhering waterproofing underlayment across entire roof under architectural shingles.
7.5 Coping Walls between section 1 and 2 to have complete wrap with self-adhered membrane. Membrane to be installed under metal coping cap and on top of shingle step flashing.
7.6. Contractor to install diversion crickets at parapet walls between section 1 and 2 as indicated in inspection report.

8 NOT USED

9 NOT USED

10 NOT USED

11 NOT USED

12 NOT USED

13 NOT USED

14 Roof System

Roof system installed shall comply with UFC 3-110-03 Roofing, with Change 5, or the latest version available. Where they do not existing contractor shall install roof access ladders from the ground to roof and between roof sections to allow access to all sections. Contractors shall install new splash blocks at all downspout terminations.

Contractor bids shall include removal of 2-8 inches of insulation. Existing roof systems may be multi-layered with differing roof system types below the surface membrane. Contractor is responsible for identifying all equipment mounted directly below the deck and to utilize a connection method that either avoids the deck or relocates equipment in a way that complies with current building codes.

Building RFID (SF)	Section(s)	New Roof System
USARC (728)	1	2-Ply Modified Bitumen
USARC (10,197)	2	Class 4 Hail Rated SBS modified Architectural Shingles
OMS (3,451)	1	Class 4 Hail Rated SBS modified Architectural Shingles

14.1. NOT USED

14.2 ROOF DECK REPAIR

Inspect the roof deck carefully. If there are roof deck areas which require repair or replacement, notify the Contracting Officer. Do not proceed with repair or replacement until directed by the Contracting Officer. Assume replacement up to 10% damaged decking and 50% wood nailers.

--End of Section --

Attachment A

Site Location
WV024 -
Lewisburg, WV

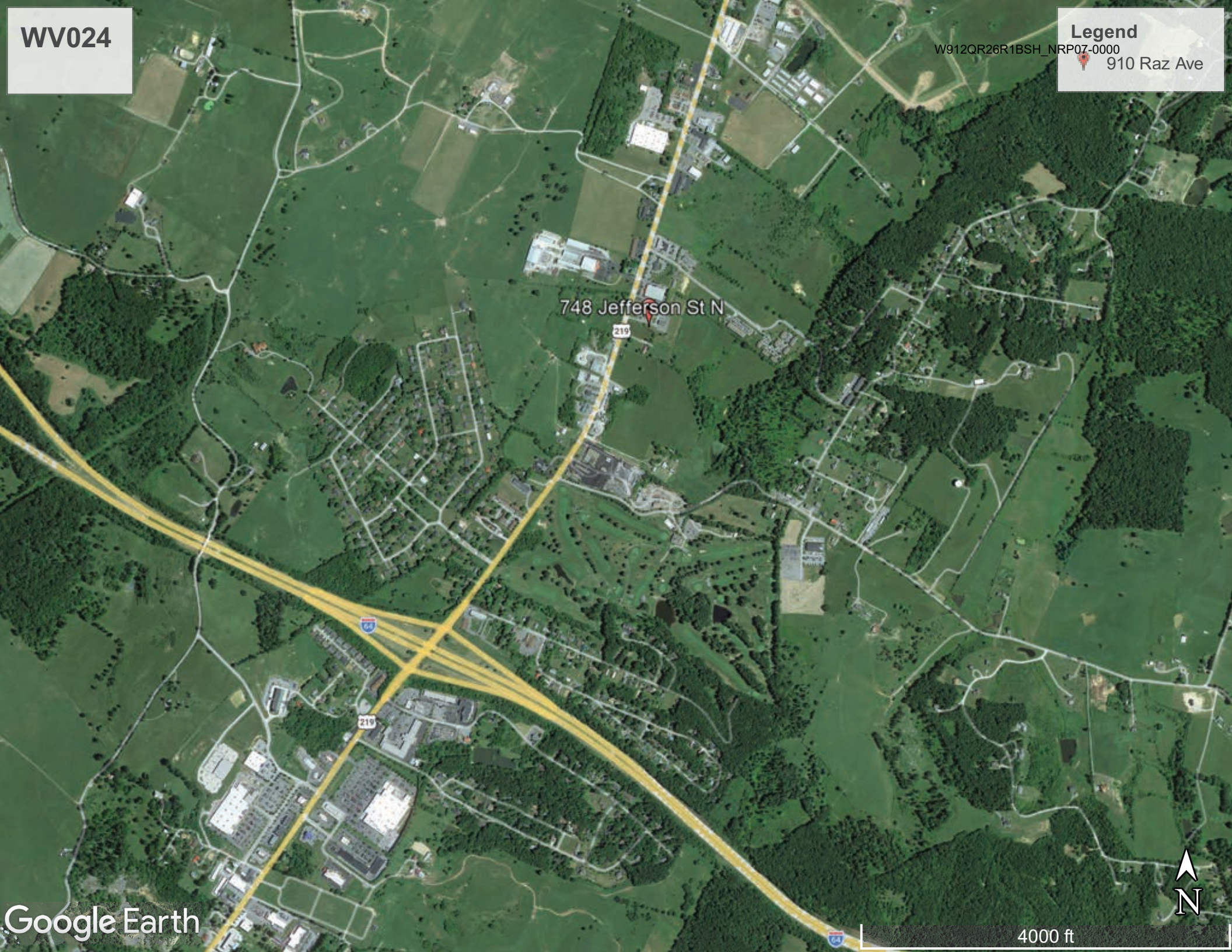
WV024
Legend
W912QR26R1BSH_NRP07-0000
910 Raz Ave
748 Jefferson St N
219
64
Google Earth
N
4000 ft

WV024 OVERALL MAP
USARC BUILDING
OMS BUILDING

Attachment B

Building Layout Plans

WV024 - Lewisburg, WV

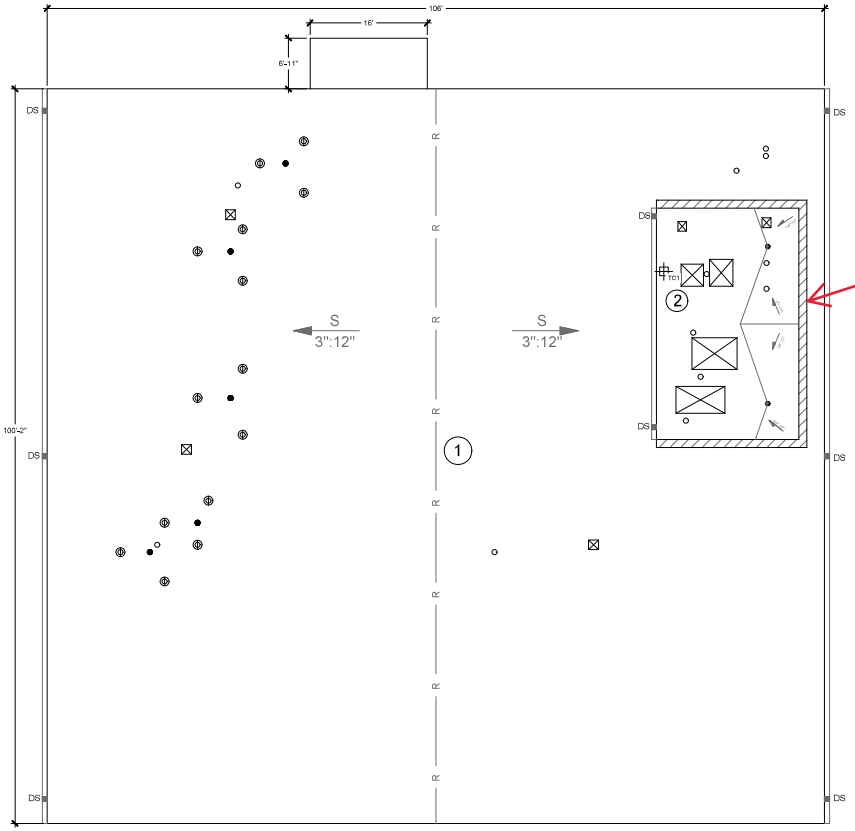

Wrap with self adhered membrane per note 7.5 in specifications

GENERAL NOTES:

1. SECTION 1 DECK TYPE:
   a. STEEL DECK
      STRUCTURALLY SLOPED 3":12"
2. SECTION 2 DECK TYPE:
   a. STEEL DECK
      TAPERED SLOPE 1/4":12"
3. SECTION 1 EAVE HEIGHT: 12 FEET
   SECTION 2 EAVE HEIGHT: 18 FEET

EQUIPMENT CURB SIZES	
EQUIPMENT CURB (INCHES)	QUANTITY
14.5 X 14.5	2
16 X 16	3
36 X 36	2
51 X 69	1
80 X 45	1

PIPE PENETRATION SIZES	
PIPE SIZE (INCHES)	QUANTITY
1	4
2	2
2-1/2	2
GUY WIRE ANCHOR 3	13
4	4

HOT STACK PENETRATION SIZES	
PIPE SIZE (INCHES)	QUANTITY
5	5

KEY

- ROOF EDGE
- PARAPET WALL
- GUTTER EDGE WITH DOWNSPOUTS
- RIDGE
- TAPERED INSULATION
- STRUCTURAL SLOPE
- CRICKET SLOPE
- ROOF DRAIN
- PIPE PENETRATION
- HIGH HEAT PENETRATION
- GUY WIRE ANCHORS
- MECHANICAL CURB
- ROOF AREA INDICATOR
- NOTE NO.
- TEST CUT LOCATION

REI ENGINEERS
Engineering solutions for tomorrow®
4995 Lacross Rd. | Suite 1325
Charleston, SC 29406
SOUTH CAROLINA CERTIFICATE OF AUTHORIZATION #1906
www.reiengineers.com

SEALS:

PROJECT NAME:
US ARMY RESERVE
WV024
ROOF ASSESSMENT
748 N JEFFERSON ST
LEWISBURG,WV 24901

PROJECT NO:
23CHS-020

DRAWN BY: RW

ISSUE:

NO.	DATE	DESCRIPTION

THIS LINE IS 1 INCH ON THE ORIGINAL DRAWING
IF IT IS NOT 1 INCH ON THIS PAGE, SCALE DRAWING ACCORDINGLY.

SHEET TITLE
ROOF PLAN

DRAWING
A-001

A USARC ROOF PLAN
SCALE: 1/8" = 1'-0"

PLAN NORTH

1/8" = 1'-0"

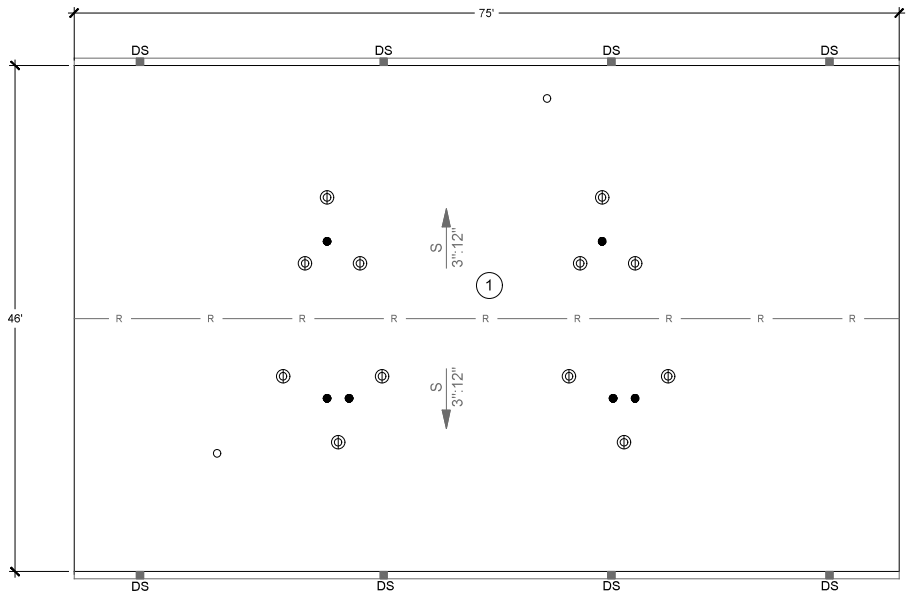

A OMS ROOF PLAN
SCALE: 3/16" = 1'-0"

PLAN NORTH

3/16" = 1'-0" 5 0 5 11

GENERAL NOTES:

1. SECTION 1 DECK TYPE:
   a. STEEL DECK
      STRUCTURALLY SLOPED 3":12"

3. SECTION 1 EAVE HEIGHT: 21 FEET

PIPE PENETRATION SIZES	
PIPE SIZE (INCHES)	QUANTITY
GUY WIRE ANCHOR 3	12
4	2
HOT STACK PENETRATION SIZES	
PIPE SIZE (INCHES)	QUANTITY
5	6

KEY

- ROOF EDGE
- GUTTER EDGE WITH DOWNSPOUTS
- RIDGE
- STRUCTURAL SLOPE
- PIPE PENETRATION
- HIGH HEAT PENETRATION
- GUY WIRE ANCHOR
- MECHANICAL CURB
- ROOF AREA INDICATOR
- NOTE NO.
- TEST CUT LOCATION

REI ENGINEERS
Engineering solutions for tomorrow®
4995 Lacross Rd. | Suite 1325
Charleston, SC 29406
SOUTH CAROLINA CERTIFICATE OF AUTHORIZATION #1906
www.reiengineers.com

SEALS:

PROJECT NAME:
US ARMY RESERVE

WV024
ROOF ASSESSMENT

748 N JEFFERSON ST
LEWISBURG,WV 24901

PROJECT NO:
23CHS-020

DRAWN BY: RW

ISSUE:

NO.	DATE	DESCRIPTION

THIS LINE IS 1 INCH ON THE ORIGINAL DRAWING

IF IT IS NOT 1 INCH ON THIS PAGE, SCALE DRAWING ACCORDINGLY.

SHEET TITLE
ROOF PLAN

DRAWING
A-002

Attachment C

Site Inspection Report
21 November 2024

Note: This attachment is for documentation of existing conditions. The requirements of the 01 11 50.00 06 and the base MATOC take precedence over any recommended repairs included in this inspection report.

ENGINEERS

ROOF ASSESSMENT REPORT

FOR

US Army Corps of Engineers

NATIONAL ROOFING PROGRAM (NRP)
FY23 1-N, WV024
748 N JEFFERSON STREET
LEWISBURG, WEST VIRGINIA 24901

NOVEMBER 21, 2024

REI PROJECT NO. 23CHS-020

Relationships | Expertise | Integrity™

SC Engineers COA #1906

4995 Lacross Road | Suite 1325
North Charleston, SC 29406

reiengineers.com
843.225.6272

REI ENGINEERS

WV024

ROOF ASSESSMENT REPORT

TABLE OF CONTENTS

I. OVERALL MAP 3
II. USARC BUILDING SITE OVERVIEW 4
III. USARC BUILDING SECTION 1 5
- A. SECTION 1 COMPOSITION 5
- B. SECTION 1 OBSERVATION 7
- C. SECTION 1 DEFICIENCIES 8
- D. SECTION 1 SUMMARY 15

IV. USARTC BUILDING SECTION 2 17
- A. SECTION 2 COMPOSITION 17
- B. SECTION 2 OBSERVATION 19
- C. SECTION 2 DEFICIENCIES 20
- D. SECTION 2 SUMMARY 27

V. OMS BUILDING SITE OVERVIEW 29
VI. OMS BUILDING SECTION 1 30
- A. SECTION 1 COMPOSITION 30
- B. SECTION 1 OBSERVATION 32
- C. SECTION 1 DEFICIENCIES 33
- D. SECTION 1 SUMMARY 38

VII. ROOF PLANS 40
- A. USARC BUILDING 40
- B. OMS BUILDING 41

WV024 - USARC
748 N Jefferson Street
Lewisburg, WV 24901

Site Overview

Total Sections: 2
Total Sq Ft: 10,925

Map	Name	Sq Ft	Est Install
1	Section 1	728	1998
2	Section 2	10,197	1998

WV024 - USARC
748 N Jefferson Street
Lewisburg, WV 24901

Composition

Section: Section 1
Size: 728

Inspection Date: 10/23/2024
Inspector: Keith Parker

060 EPDM Membrane
1" PolyIso Insulation
2" PolyIso Insulation
2" PolyIso Insulation
2" PolyIso Insulation
Metal Decking

Insulation from Test Cut

WV024 - USARC
748 N Jefferson Street
Lewisburg, WV 24901

Composition

Section: Section 1
Size: 728

Inspection Date: 10/23/2024
Inspector: Keith Parker



Test Cut #1
Metal Decking

WV024 - USARC
748 N Jefferson Street
Lewisburg, WV 24901

Observations

Section: Section 1
Size: 728

Inspection Date: 10/23/2024
Inspector: Keith Parker

Overview

Overview

WV024 - USARC
748 N Jefferson Street
Lewisburg, WV 24901

Deficiencies

Section: Section 1
Size: 728

Inspection Date: 10/23/2024
Inspector: Keith Parker

Roofing - Open Seam/ Lap (Remedial)
Quantity: 1 EA
Deficiency:
The membrane laps have failed, resulting in the loss of a watertight condition.
Corrective Action:
The low slope roof is nearing the end of its life cycle and should be budgeted for replacement.

Counterflashing - Missing (Remedial)
Quantity: 1 EA
Deficiency:
The counter flashing was not installed where needed for proper waterproofing.
Corrective Action:
Install new counter flashing per industry standards at the time of roof replacement.

WV024 - USARC
748 N Jefferson Street
Lewisburg, WV 24901

Deficiencies (continued)

Section: Section 1
Size: 728

Inspection Date: 10/23/2024
Inspector: Keith Parker

Roofing - Improper Repairs (Remedial)
Quantity: 1 EA
Deficiency:
A repair attempt was made using incompatible materials or methods, which likely did not correct the deficiency and are inconsistent with industry standard. Such repairs are likely to void the manufacturer's warranty.
Corrective Action:
The low slope roof is nearing the end of its life cycle and should be budgeted for replacement.

Coping - Coverplate Not Sealed (Remedial)
Quantity: 3 EA
Deficiency:
Coverplate was not sealed during installation or sealant has failed.
Corrective Action:
New coping is recommended at the time of roof replacement.

WV024 - USARC
748 N Jefferson Street
Lewisburg, WV 24901

Deficiencies (continued)

Section: Section 1
Size: 728

Inspection Date: 10/23/2024
Inspector: Keith Parker

General - Debris (Remedial)
Quantity: 3 Sq Ft
Deficiency:
Collection of trash, dirt, or other debris on the roof membrane.
Corrective Action:
The roof should be inspected for debris and cleaned regularly.

Roofing - No Dedicated Secondary Overflow (Remedial)
Quantity: 2 LF
Deficiency:
No emergency overflow drainage is present. In the event that the primary drainage becomes blocked, water will collect on the roof, adding unnecessary weight to the structure.
Corrective Action:
Install emergency overflow provisions per industry standards and to meet all applicable codes at the time of roof replacement.

WV024 - USARC
748 N Jefferson Street
Lewisburg, WV 24901

Deficiencies (continued)

Section: Section 1
Size: 728

Inspection Date: 10/23/2024
Inspector: Keith Parker

Penetration - Low Equipment Curb Height (Remedial)
Quantity: 3 EA
Deficiency:
Curb height is less than the minimum 8" required by industry standards for proper flashing height.
Corrective Action:
The curb will need to be raised to the required height, and may require equipment modifications to complete. The cost will depend on the modifications needed.

Single Ply - Membrane Not Adhered (Remedial)
Quantity: 5 EA
Deficiency:
Membrane is not adhered to the substrate. Void / blister in membrane.
Corrective Action:
The low slope roof is nearing the end of its life cycle and should be budgeted for replacement.

WV024 - USARC
748 N Jefferson Street
Lewisburg, WV 24901

Deficiencies (continued)

Section: Section 1
Size: 728

Inspection Date: 10/23/2024
Inspector: Keith Parker

Rooftop Equipment - Abandoned Curb (Remedial)
Quantity: 2 EA
Deficiency:
Abandoned curb cover with low flashing height and abandoned penetration.
Corrective Action:
Monitor interior conditions for water entry. Remove curb during roof replacement.

General - Insufficient Tapered Insulation (Remedial)
Quantity: 1 EA
Deficiency:
The tapered insulation is the same slope, leading to inadequate drainage path.
Corrective Action:
Sufficient tapered insulation should be installed at the time of roof replacement.

WV024 - USARC
748 N Jefferson Street
Lewisburg, WV 24901

Deficiencies (continued)

Section: Section 1
Size: 728

Inspection Date: 10/23/2024
Inspector: Keith Parker

Rooftop Equipment - Rust/Equipment Support (Remedial)
Quantity: 1 EA
Deficiency:
Rusting equipment support.
Corrective Action:
Depending on the severity of the rust, the support can be cleaned, prepared, and painted.

General - Moisture Noted at Test Cut Location (Remedial)
Quantity: 700 Sq Ft
Deficiency:
Moisture observed within the roof system.
Corrective Action:
The low slope roof is nearing the end of its life cycle and should be budgeted for replacement.

WV024 - USARC
748 N Jefferson Street
Lewisburg, WV 24901

Deficiencies (continued)

Section: Section 1
Size: 728

Inspection Date: 10/23/2024
Inspector: Keith Parker

Drainage - Drain Dome & Clamping Ring Rusted (Remedial)
Quantity: 2 EA
Deficiency:
The drain dome and clamping ring are rusting.
Corrective Action:
The rusted drain dome and clamping ring can be cleaned, prepared, and painted. If the rusting is severe, they should be replaced per industry standards.

Coping - Fungus/ Algae (Remedial)
Quantity: 2 LF
Deficiency:
Fungus or mildew may be caused by the roof's orientation in relation to sunlight/shade and its proximity to trees or vegetation.
Corrective Action:
New coping is recommended at the time of roof replacement.

WV024 - USARC
748 N Jefferson Street
Lewisburg, WV 24901

Summary

Section: Section 1
Size: 728

Inspection Date: 10/23/2024
Inspector: Keith Parker

Condition Summary
Estimated Replacement: 2025

Recommendations
The observations and recommendations submitted for the subject roofs are based upon visual observations and graded based on the condition of the installed roof system and roof sheet metal flashings as they exist today.

The current roof system is approximately 26 years old and does not appear be under a manufacturers warranty, as no warranty plaque was observed during assessment. The associated sheet metal details were observed to be made from painted steel. Access to the roof area is provided by a ladder from the ground.

The overall condition of the EPDM single ply system roof system is poor and at the end of its life cycle. We recommend budgeting for roof replacement within the next year.

WV024 - USARC
748 N Jefferson Street
Lewisburg, WV 24901

Summary

Section: Section 1
Size: 728

Inspection Date: 10/23/2024
Inspector: Keith Parker

1 - Section 1 (728 Sq Ft)

Deficiency	Qty	Replacement
Open Seam/ Lap	1 EA	
Missing	1 EA	
Improper repairs	1 EA	
Coverplate Not Sealed	3 EA	
Debris	3 Sq Ft	
No Dedicated Secondary overflo...	2 LF	
Low Equipment Curb Height	3 EA	
Membrane not adhered	5 EA	
Abandoned curb	2 EA	
Tapered insulation is the same...	1 EA	
Rust/equipment support	1 EA	
Miosture Noted at Test Cut Loc...	700 Sq Ft	
Drain Dome & Clamping Ring Rus...	2 EA	
Fungus/ Algae	2 LF	
Full Replacement	728 Sq Ft	
Total		

WV024 - USARC
748 N Jefferson Street
Lewisburg, WV 24901

Composition

Section: Section 2
Size: 10,197

Inspection Date: 10/23/2024
Inspector: Keith Parker

Architectural Shingles

Exterior Wall Sealant Joint

WV024 - USARC
748 N Jefferson Street
Lewisburg, WV 24901

Composition

Section: Section 2
Size: 10,197

Inspection Date: 10/23/2024
Inspector: Keith Parker

Metal Deck

WV024 - USARC
748 N Jefferson Street
Lewisburg, WV 24901

Observations

Section: Section 2
Size: 10,197

Inspection Date: 10/23/2024
Inspector: Keith Parker

Overview


Overview

Overview

Overview

WV024 - USARC
748 N Jefferson Street
Lewisburg, WV 24901

Deficiencies

Section: Section 2
Size: 10,197

Inspection Date: 10/23/2024
Inspector: Keith Parker

Shingles - Age Deterioration (Remedial)
Quantity: 10000 Sq Ft
Deficiency:
Clawing, curling, and excessive loss of granules visible to the shingles are likely due to the age of the shingles, weathering, and foot traffic.
Corrective Action:
The shingles are nearing the end of their life cycle and should be budgeted for replacement.

Shingles - Damaged Shingles (Remedial)
Quantity: 20 EA
Deficiency:
Splits, tears, punctures, or impact observed in shingles.
Corrective Action:
The shingles are nearing the end of their life cycle and should be budgeted for replacement.

WV024 - USARC
748 N Jefferson Street
Lewisburg, WV 24901

Deficiencies (continued)

Section: Section 2
Size: 10,197

Inspection Date: 10/23/2024
Inspector: Keith Parker

Shingles - Void at Shingle (Remedial)
Quantity: 10000 Sq Ft
Deficiency:
Void observed between shingles. Shingle is not fully adhered.
Corrective Action:
Install appropriate shingle per industry standards.

Shingles - Age Deterioration (Remedial)
Quantity: 20 EA
Deficiency:
Clawing, curling, and excessive loss of granules visible to the shingles are likely due to the age of the shingles, weathering, and foot traffic.
Corrective Action:
The shingles are nearing the end of their life cycle and should be budgeted for replacement.

WV024 - USARC
748 N Jefferson Street
Lewisburg, WV 24901

Deficiencies (continued)

Section: Section 2
Size: 10,197

Inspection Date: 10/23/2024
Inspector: Keith Parker

Shingles - Improperly Repaired Shingle (Remedial)
Quantity: 50 EA
Deficiency:
Previously damaged shingles have been improperly repaired.
Corrective Action:
The shingles are nearing the end of their life cycle and should be budgeted for replacement.

Shingles - Lack of Cricket at Curb (Remedial)
Quantity: 3 EA
Deficiency:
The curb was observed without a cricket installed above it to allow water diversion.
Corrective Action:
Crickets are normally required for curbs over 18" wide. Crickets should be installed at the time of roof replacement.

WV024 - USARC
748 N Jefferson Street
Lewisburg, WV 24901

Deficiencies (continued)

Section: Section 2
Size: 10,197

Inspection Date: 10/23/2024
Inspector: Keith Parker

General - Paint Loss/Failure (Remedial)
Quantity: 1 Sq Ft
Deficiency:
Paint is peeling and/or is gone on metal flashing surfaces.
Corrective Action:
Areas may be prepared and repainted or coated.

Rooftop Equipment - Rust/Equipment Support (Remedial)
Quantity: 15 EA
Deficiency:
Rusting equipment support (cables).
Corrective Action:
Depending on the severity of the rust, the support can be prepared and painted. If the rust is severe, the support may have to be replaced.

WV024 - USARC
748 N Jefferson Street
Lewisburg, WV 24901

Deficiencies (continued)

Section: Section 2
Size: 10,197

Inspection Date: 10/23/2024
Inspector: Keith Parker

Shingles - Fungus/ Mildew (Remedial)
Quantity: 25 Sq Ft
Deficiency:
Fungus or mildew may be caused by the roof's orientation in relation to sunlight/shade, proximity to trees or vegetation, and the type of shingles.
Corrective Action:
The shingles are nearing the end of their life cycle and should be budgeted for replacement.

Exterior Envelope - Sealant Deterioration Moderate (Remedial)
Quantity: 3 LF
Deficiency:
The sealant has failed at the flashing.
Corrective Action:
The shingles are nearing the end of their life cycle and should be budgeted for replacement.

WV024 - USARC
748 N Jefferson Street
Lewisburg, WV 24901

Deficiencies (continued)

Section: Section 2
Size: 10,197

Inspection Date: 10/23/2024
Inspector: Keith Parker

Shingles - Missing Shingle (Remedial)
Quantity: 1 EA
Deficiency:
A missing shingle can be caused by damage from a natural weather event, foot traffic, or other mechanical means.
Corrective Action:
The shingles are nearing the end of their life cycle and should be budgeted for replacement.

Shingles - Fasteners Not Sealed (Remedial)
Quantity: 5 EA
Deficiency:
Fasteners within roofing components are not sealed and/or the sealant is failing.
Corrective Action:
The shingles are nearing the end of their life cycle and should be budgeted for replacement.

WV024 - USARC
748 N Jefferson Street
Lewisburg, WV 24901

Deficiencies (continued)

Section: Section 2
Size: 10,197

Inspection Date: 10/23/2024
Inspector: Keith Parker

Shingles - Fasteners Not Sealed (Remedial)
Quantity: 44 EA
Deficiency:
Fasteners within roofing components are not sealed and/or the sealant is failing.
Corrective Action:
The shingles are nearing the end of their life cycle and should be budgeted for replacement.

Shingles - Lack of Cricket at Curb (Remedial)
Quantity: 2 EA
Deficiency:
A curb was observed without a cricket installed above it to allow for water diversion.
Corrective Action:
Crickets are normally required for curbs over 18" wide. Crickets should be installed at the time of roof replacement.

WV024 - USARC
748 N Jefferson Street
Lewisburg, WV 24901

Summary

Section: Section 2
Size: 10,197

Inspection Date: 10/23/2024
Inspector: Keith Parker

Condition Summary
Estimated Replacement: 2025

Recommendations
The observations and recommendations submitted for the subject roofs are based upon visual observations and graded based on the condition of the installed roof system and roof sheet metal flashings as they exist today.

The building was constructed in approximately 1998, and the roof is an architectural shingle roof system. The current roof system is approximately 26 years old, and no manufacturer's warranty is in effect. The gutter is original and in fair condition. No lightning protection is present. Associated sheet metal details were observed to be made from painted aluminum. Access to the roof area is provided by a ladder from the ground.

The overall condition of the architectural shingle roof is poor to fair and is at the end of its life cycle. We recommend budgeting for roof replacement within the year.

The exterior sealants are also in poor condition and should be budgeted for replacement within the next year.

WV024 - USARC
748 N Jefferson Street
Lewisburg, WV 24901

Summary

Section: Section 2
Size: 10,197

Inspection Date: 10/23/2024
Inspector: Keith Parker

2 - Section 2 (10,197 Sq Ft)

Deficiency	Qty	Replacement
Age Deterioration	10000 Sq Ft	
Damaged Shingles	20 EA	
Void at Shingle	10000 Sq Ft	
Age Deterioration	20 EA	
Improperly Repaired Shingle	50 EA	
Lack of Cricket at Curb	3 EA	
Paint Loss/Failure	1 Sq Ft	
Rust/equipment support Fungus/	15 EA	
Mildew	25 Sq Ft	
Sealant Deterioration Moderate	3 LF	
Missing Shingle	1 EA	
Fasteners Not Sealed Fasteners	5 EA	
Not Sealed	44 EA	
Lack of Cricket at Curb	2 EA	
Sealant Replacement	389 Sq Ft	
Full Replacement	10,197 Sq Ft	
Total		

WV024 - OMS
748 N Jefferson Street
Lewisburg, WV 24901

Site Overview

Total Sections: 1
Total Sq Ft: 3,451

Map	Name	Sq Ft	Est Install
1	Section 1	3,451	1998

WV024 - OMS
748 N Jefferson Street
Lewisburg, WV 24901

Composition

Section: Section 1
Size: 3,451

Inspection Date: 10/23/2024
Inspector: Keith Parker

Architectural Shingles



Metal Deck

WV024 - OMS
748 N Jefferson Street
Lewisburg, WV 24901

Composition

Section: Section 1
Size: 3,451

Inspection Date: 10/23/2024
Inspector: Keith Parker

Sealant Joint

WV024 - OMS
748 N Jefferson Street
Lewisburg, WV 24901

Observations

Section: Section 1
Size: 3,451

Inspection Date: 10/23/2024
Inspector: Keith Parker

Overview

Overview

WV024 - OMS
748 N Jefferson Street
Lewisburg, WV 24901

Deficiencies

Section: Section 1
Size: 3,451

Inspection Date: 10/23/2024
Inspector: Keith Parker

Shingles - Fasteners Not Sealed (Remedial)
Quantity: 20 EA
Deficiency:
Fasteners within roofing components are not sealed and/or the sealant is failing.
Corrective Action:
The shingles are nearing the end of their life cycle and should be budgeted for replacement.

Shingles - Damaged Shingles (Remedial)
Quantity: 5 EA
Deficiency:
Splits, tears, punctures, or impact observed in shingles.
Corrective Action:
The shingles are nearing the end of their life cycle and should be budgeted for replacement.

WV024 - OMS
748 N Jefferson Street
Lewisburg, WV 24901

Deficiencies (continued)

Section: Section 1
Size: 3,451

Inspection Date: 10/23/2024
Inspector: Keith Parker

Shingles - Fasteners Not Sealed (Remedial)
Quantity: 8 EA
Deficiency:
Fasteners within roofing components are not sealed and/or the sealant is failing. The fastener is exposed.
Corrective Action:
The shingles are nearing the end of their life cycle and should be budgeted for replacement.

Shingles - Fungus/ Mildew (Remedial)
Quantity: 200 Sq Ft
Deficiency:
Fungus or mildew may be caused by the roof's orientation in relation to sunlight/shade, proximity to trees or vegetation, and the type of shingles.
Corrective Action:
The shingles are nearing the end of their life cycle and should be budgeted for replacement.

WV024 - OMS
748 N Jefferson Street
Lewisburg, WV 24901

Deficiencies (continued)

Section: Section 1
Size: 3,451

Inspection Date: 10/23/2024
Inspector: Keith Parker

Exterior Envelope - Sealant Deterioration Moderate (Remedial)
Quantity: 4 LF
Deficiency:
Some light chalking and cracking is present but sealant is still performing.
Corrective Action:
The shingles are nearing the end of their life cycle and should be budgeted for replacement.

Shingles - Age Deterioration (Remedial)
Quantity: 50 EA
Deficiency:
Clawing, curling, and excessive loss of granules visible to a shingle are likely due to the age of the shingles, weathering, and foot traffic. **Corrective Action:**
The shingles are nearing the end of their life cycle and should be budgeted for replacement.

WV024 - OMS
748 N Jefferson Street
Lewisburg, WV 24901

Deficiencies (continued)

Section: Section 1
Size: 3,451

Inspection Date: 10/23/2024
Inspector: Keith Parker



Rooftop Equipment - Rusting Cable (Remedial)
Quantity: 12 EA
Deficiency:
The cable and I bolt have begun to rust.
Corrective Action:
Depending on the severity of the rust, the frame/base can be prepared and painted. If the rust is severe, the frame/base may need to be replaced.

Shingles - Age Deterioration (Remedial)
Quantity: 100 EA
Deficiency:
Clawing, curling, and excessive loss of granules visible to a shingle are likely due to the age of the shingles, weathering, and foot traffic.
Corrective Action:
The shingles are nearing the end of their life cycle and should be budgeted for replacement.

WV024 - OMS
748 N Jefferson Street
Lewisburg, WV 24901

Deficiencies (continued)

Section: Section 1
Size: 3,451

Inspection Date: 10/23/2024
Inspector: Keith Parker

Shingles - Void at Shingle (Remedial)
Quantity: 100 EA
Deficiency:
A void was observed between shingles, indicating that the shingles are not fully adhered.
Corrective Action:
The shingles are nearing the end of their life cycle and should be budgeted for replacement.

Shingles - Improperly Repaired Shingle (Remedial)
Quantity: 5 EA
Deficiency:
Previously damaged shingles have been improperly repaired.
Corrective Action:
The shingles are nearing the end of their life cycle and should be budgeted for replacement.

WV024 - OMS
748 N Jefferson Street
Lewisburg, WV 24901

Summary

Section: Section 1
Size: 3,451

Inspection Date: 10/23/2024
Inspector: Keith Parker

Condition Summary
Estimated Replacement: 2025

Recommendations
The observations and recommendations submitted for the subject roofs are based upon visual observations and graded based on the condition of the installed roof system and roof sheet metal flashings as they exist today.

The building was constructed in approximately 1998, and the roof is an architectural shingle system. The current roof system is approximately 26 years old, and no manufacturer's warranty is in effect. The gutter is original and in fair condition. No lightning protection is present. The associated sheet metal details were observed to be made from painted aluminum. Access to the roof area is provided by a ladder from the ground.

The overall condition of the architectural shingle roof is poor to fair and is at the end of its life cycle. We recommend budgeting for roof replacement within the year.

The exterior sealants are also in poor condition, and should be budgeted for replacement in the next year.

WV024 - OMS
748 N Jefferson Street
Lewisburg, WV 24901

Summary

Section: Section 1
Size: 3,451

Inspection Date: 10/23/2024
Inspector: Keith Parker

1 - Section 1 (3,451 Sq Ft)

Deficiency	Qty	Replacement
Fasteners Not Sealed	20 EA	
Damaged Shingles	5 EA	
Fasteners Not Sealed	8 EA	
Fungus/ Mildew	200 Sq Ft	
Sealant Deterioration Moderate	4 LF	
Age Deterioration	50 EA	
Rusting Cable	12 EA	
Age Deterioration	100 EA	
Void at Shingle	100 EA	
Improperly Repaired Shingle	5 EA	
Sealant Replacement	404 Sq Ft	
Full Replacement	3,451 Sq Ft	
Total		

US Army Corps
of Engineers
Louisville District

Army Reserve National Roofing Program
FY26 Task Order 07

Volume B

WV005 - Bluefield, WV

DIVISION 00 – PROCUREMENT AND CONTRACTING REQUIREMENTS

00 80 50.00 06 SPECIAL PROVISIONS FOR TASK ORDERS
00 80 50.00 06 Submittal Register

DIVISION 01 – GENERAL REQUIREMENTS

01 11 50.00 06 Task Order SCOPE OF WORK

ATTACHMENTS

ATTACHMENT A:	Site Location
ATTACHMENT B:	Building Layout
ATTACHMENT C:	Site Inspection Report, Nov 5, 2024 (For Information Only)

May 2026 Solicitation

ARIMS: 200A
Disposition: Maintain for 15 yrs after construction

NRP FY26 Project 07
WV005 Bluefield, WV
P2 574437
20-Mar-26

SECTION
00 80 50.00 06

SPECIAL PROVISIONS FOR TASK ORDERS

1. PART 1 GENERAL

1.1. SUBMITTALS

Government approval/acceptance is required for submittals with a "GOVT" designation; submittals not having a "GOVT" designation are for information only. When used, a designation following the "GOVT" designation identifies the office that will review the submittal for the Government. The submittals listed in the Submittal Register at the end of this specification section shall be submitted in accordance with Section 01 33 00.00 06.

SD-01 Preconstruction Submittals

SD-02 Shop Drawings

SD-05 Design Data

SD-07 Certificates

SD-11 Closeout Submittals

1.2. NOT USED

1.3. COMMENCEMENT, PROSECUTION AND COMPLETION OF WORK - Paragraph 1.3 of Section 00 80 00.00 06 is replaced with the following:

1.3.1 After approval of the required bonds, the Government will issue an Administrative Notice-to-Proceed (NTP) to allow for preconstruction activities to be initiated in accordance with the contract requirements. The contract period of performance specified in Contract Clause 52.211-10 will begin upon issuance of Administrative NTP. No onsite demolition or construction work will be permitted during the Administrative NTP period. All required preconstruction activities and submittals must be submitted and accepted by the Government, where applicable, within the Administrative NTP period. The Government will issue a Construction NTP to allow commencement of all other contract work after the Administrative NTP period, or after the contractor's completion of all work specified in the Administrative NTP. Failure to complete all required preconstruction activities may result in the contract being terminated for default in accordance with Contract Clause 52.249-10 Default (Fixed-Price Construction)..

1.3.2 Refer to FAR 52.211-12 "LIQUIDATED DAMAGES" in Section 00 70 50 for the amount of Liquidated Damages for the Task order project.
1.3.3 Refer to FAR 52.211-10 "Commencement, Prosecution, and Completion of Work" in Section 00 70 50 for a notification of significant contract dates.
1.3.4 Additional Requirements/Clarifications of Work Included Within the Contract

The time stated in FAR 52.211-10 "Commencement, Prosecution, and Completion of Work" in Section 00 70 50 for completion shall include as-built drawings, O&M manuals, operational tests/reports/training/instructions, and equipment lists.

1.4. TIME EXTENSIONS FOR UNUSUALLY SEVERE WEATHER. ER 415-1-15

This provision specifies the procedure for the determination of time extensions for unusually severe weather in accordance with the "Default (Fixed-Price Construction)" as discussed in Section 00 70 00 of the base contract and Section 00 70 50 of this task order. In order for the Contracting Officer to award a time extension under this clause, the following conditions must be satisfied:

The weather experienced at the project site during the contract period must be found to be unusually severe, that is, more severe than the adverse weather anticipated for the project location during any given month.

The unusually severe weather must actually cause a delay to the completion of the project. The delay must be beyond the control and without the fault or negligence of the Contractor.

The following schedule of monthly anticipated adverse weather delays is based on National Oceanic and Atmospheric Administration (NOAA) or similar data for the project location and will constitute the base line for monthly weather time evaluations. The Contractor's progress schedule must reflect these anticipated adverse weather delays in weather dependent activities.

MONTHLY ANTICIPATED ADVERSE WEATHER DELAY WORKDAYS BASED ON (5) DAY WORK WEEK

	JAN	FEB	MAR	APR	MAY	JUN	JUL	AUG	SEP	OCT	NOV	DEC
WV005	22	21	22	21	16	6	7	6	6	15	19	20

Upon acknowledgment of the Notice to Proceed (NTP) and continuing throughout the contract, the Contractor will record on the daily CQC report, the occurrence of adverse weather and resultant impact to

normally scheduled work. Actual adverse weather delay days must prevent work on critical activities for 50 percent or more of the Contractor's scheduled workday. The number of actual adverse weather delay days shall include days impacted by actual adverse weather (even if adverse weather occurred in previous month), be calculated chronologically from the first to the last day of each month and be recorded as full days. If the number of actual adverse weather delay days exceeds the number of days anticipated listed above, the Contracting Officer will convert any qualifying delays to calendar days, giving full consideration for equivalent fair-weather workdays, and issue a modification in accordance with the "Default (Fixed-Price Construction)" in section 00 70 00 of the base contract, Volume 1 .

1.5. WAGE RATES

The decision of the Secretary of Labor, covering rates of wages, including fringe benefits to be paid laborers and mechanics performing work under this contract, is attached to this solicitation. The payment for all classes of laborers and mechanics actually employed to perform work under the contract will be specified in the following contract provisions: "Contract Work Hours and Safety Standards -- Overtime Compensation"; "Construction Wage Rate Requirements"; and "Compliance with Copeland Act Requirements" in Section 00 70 00 of the base contract.

Wage decision included: WV20260018 Building

The work to be performed is located in Bluefield, WV, Mercer County.

532 West Cumberland Road
Bluefield, WV 24701

1.6. NOT USED

1.7. Antiterrorism (AT) and Operations Security (OPSEC)- Paragraph 1.7 of Section 00 80 00.00 06 is replaced with the following:

1.7.1 AT Level I training. This standard language is for contractor employees with an area of performance within an Army-controlled installation, facility, or area. All contractor employees, including subcontractor employees, requiring access to Army installations, facilities, and controlled access areas shall complete AT Level I awareness training within 30 calendar days after contract start date or effective date of incorporation of this requirement into the contract, whichever is applicable. The contractor shall submit certificates of completion for each affected contractor employee and subcontractor employee to the COR or to the contracting officer, if a COR is not assigned, within 30 calendar days after completion of training by all

employees and subcontractor personnel. AT Level I awareness training is available at the following website: http://jko.jten.mil.

1.7.2 Access and general protection/security policy and procedures. This standard language is for contractor employees with an area of performance within an Army-controlled installation, facility, or area. Contractor and all associated subcontractor employees shall provide all information required for background checks to meet installation access requirements to be accomplished by the installation Provost Marshal Office, Director of Emergency Services, or Security Office. Contractor workforce must comply with all personal identity verification requirements (CFR clause 52.204-9, Personal Identity Verification of Contract Personnel) as directed by DoD, HQDA and/or local policy. In addition to the changes otherwise authorized by the changes clause of this contract, should the Force Protection Condition (FPCON) at any individual facility or installation change, the Government may require changes in contractor security matters or processes.

1.7.3 AT Awareness Training for Contractor Personnel Traveling Overseas. This standard language requires U.S.-based contractor employees and associated subcontractor employees to make available and to receive Government-provided area of responsibility (AOR)-specific AT awareness training as directed by AR 525-13. Specific AOR training content is directed by the combatant commander, with the unit ATO being the local point of contact.

1.7.4 Army Training Certification Tracking System (ATCTS) registration for contractor employees who require access to Government information systems. All contractor employees with access to a Government info system must be registered in the ATCTS at commencement of services and must successfully complete the DoD Information Assurance Awareness prior to access to the information system and annually thereafter.

1.7.5 For contracts that require a formal OPSEC program. The contractor shall develop an OPSEC Standing Operating Procedure (SOP)/Plan within 90 calendar days of contract award, to be reviewed and approved by the responsible Government OPSEC officer. This plan will include a process to identify critical information, where it is located, who is responsible for it, how to protect it, and why it needs to be protected. The contractor shall implement OPSEC measures as ordered by the commander. In addition, the contractor shall have an identified certified Level II OPSEC coordinator per AR 530-1.

1.7.6 Controlled Unclassified Information (CUI). Include DFARS clause 252.204-7012, which requires the contractor to comply with NIST 800-171. Also include DFARS provision 252.204-2019 into solicitations. Acquisition officials should follow procedures outlined in DFARS 204.73 and verify vendors have an adequate NIST SP 800-171 summary assessment score within the Supplier Performance Risk System (within PIEE). If the

score doesn’t show a medium- or high-level assessment with a score of 110 or better (as described in the “NIST SP 800-171 DoD Assessment Methodology”), include clause252.204-7020 and obtain the vendor’s “system security plan” and “plan of action” for NIST SP 800-171 verification and assurance by Army security officials.

1.8. NOT USED

1.9. NOT USED

1.10. NOT USED

1.11. NOT USED

1.12. NOT USED

1.13. NOT USED

1.14. NOT USED

1.15. NOT USED

1.16. NOT USED

1.17. NOT USED

1.18. NOT USED

1.19. NOT USED

1.20. NOT USED

1.21. NOT USED

1.22. NOT USED

1.23. NOT USED

1.24. NOT USED

1.25. NOT USED

1.26. NOT USED

2. PART 2 PRODUCTS NOT USED

3. PART 3 EXECUTION NOT USED

SUBMITTAL REGISTER

TITLE: NRP FY26 Project 07
JOB NAME: WV005
LOCATION: Bluefield, WV
CONTRACT NO:
CONTRACTOR:

SB MATOC									CONTRACTOR SCHEDULE DATES			CONTRACTOR ACTION			APPROVING AUTHORITY					
Line	Act-ivity #	Trans-mittal #	Specification Section	SD #	SD Description	Item Submitted	Paragraph #	Classi-fication: GA for GOVT or A/E Revwr	Submit	Approval Needed By	Material Needed By	Action Code	Date Of Action	Date FWD to APPR / Auth - Date RCD From CONTR	Date FWD To Other Revwr	Date RCD From Other Revwr	Action Code	Date Of Action	Mailed To CONTR/ Date RCD From APPR Authority	Remarks
			01 35 26.00 06	SD-01	Preconstruction Submittal	Activity Hazard Analysis (AHA)	1.8	F												
			01 50 00	SD-01	Preconstruction Submittal	Construction Site Plan	1.3	GA												
			00 80 00.00 06	SD-07	Certificates	No Asbestos - Containing Material (ACM) Certification	1.14	F												
			00 80 00.00 06	SD-07	Certificates	Insurance	1.31	F												
			00 80 00.00 06	SD-07	Certificates	Warranties	1.15	GA												
			00 80 00.00 06	SD-11	Closeout Submittals	Preliminary (Working) As-Built Drawings	3.4	GA												
			00 80 00.00 06	SD-11	Closeout Submittals	Final As-Built Drawings	3.4	GA												

FY25 NRP Project 07
WV005, Bluefield, WV
P2 574437
20-Mar-26

SECTION
01 11 50.00 06
Task Order SCOPE OF WORK
Updated 6 Feb 2025

1. PROJECT INFORMATION

1.1. GENERAL

Design/Build: The Contractor shall provide all labor, equipment, supplies, and consultant services and all site investigations, surveys, analysis, sampling, testing and verification of existing field conditions as required for design and construction of the Roof Replacement Project at WV005 to result in a complete and useable Facility. Contractor shall provide complete design analysis incorporating all engineering computations, analysis, test, and survey results, building code (including fire protection, life safety, environmental and accessibility) review as it pertains/affects/relates to this project, equipment and material data and documentation of existing conditions.

1.2. SCOPE OF WORK

Unless specifically noted otherwise in this Specification Section or in the base MATOC contract Volume 1 of 2 itself, all requirements of the base MATOC contract Volume 1 of 2 shall apply to this Task Order. The work includes design and construction to replace the following roof systems located at WV005:

Building RFID (SF)	Section(s)	Existing Roof System
OMS (3,622)	1	Shingle

Design/Build: Design and construction shall comply with the requirements contained in this Task Order Request for Proposal (RFP). The design and technical criteria contained and cited in this RFP and the Unified Facilities Guide Specifications (UFGS) establish minimum standards for design and construction quality. The Designers of Record shall use the Unified Facilities Guide Specifications (UFGS) and the requirements contained in this RFP to fully develop the technical specifications and construction drawings. The objective of this solicitation is to obtain an energy efficient, durable, maintainable, and sustainable space.

Design/Build: The illustrations and exhibits included in this RFP illustrate the conceptual design of the project and are provided to define the scope of work and budget. The concepts provided shall be further developed by the Design/Build Contractor to comply with the customer’s functional needs.

All demolition required to construct the project is included as part of the work of this Contract.

1.3. SITE LOCATION

This project is located at Bluefield, WV.

1.4. EXISTING SITE UTILITIES

1.4.1. The contractor shall verify the location of all utilities serving the building. Upgrading the existing utilities, (unless noted otherwise) outside the limits of construction, is not a part of this project.

1.5. BID OPTIONS

1.6. NOT USED

1.7. ATTACHMENTS

Design/Build: Information provided in the Attachments is intended to guide the completion of the design by establishing existing conditions, and the desired character, appearance, and function of the new construction. The following Attachments are included and shall be used and strictly adhered-to in completing the design and construction of the project.

a. ATTACHMENT A: Site Location
b. ATTACHMENT B: Building Layout Plans
c. ATTACHMENT C: Site Inspection Report, 5-Nov-24

1.8. NOT USED

1.9. NOT USED

1.10. NOT USED

1.11. NOT USED

1.12. NOT USED

1.13. NOT USED

1.14. PERSONNEL REQUIREMENTS AND QUALIFICATIONS

1.15. NOT USED

1.16. NOT USED

1.17. NOT USED

1.18. NOT USED

2. DESIGN REQUIREMENTS

2.1. GENERAL

The Contractor shall prepare complete construction documents for all work designed as required by the RFP. The construction documents to be prepared shall include, but are not limited to, construction drawings, specifications, submittals, and design analysis as required in Section 01 33 16.00 10 DESIGN DATA (DESIGN AFTER AWARD), Volume 1. Materials and equipment shall be limited to those specified except that where no specific material and equipment is specified or no basis of design is identified, the Contractor shall use materials and equipment accepted within the construction industry and in compliance with Design Criteria.

2.2. DESIGN

2.2.1. The Contractor shall prepare a 100% design for the project in accordance with the RFP using industry standard materials and efficient practices. The design of the materials selected shall be high quality, durable and easily maintained. The Contractor shall be responsible for the professional quality, code compliance, technical accuracy, and coordination of all designs, drawings, specifications, and other documents or publications upon which the design and construction are based. It shall be the responsibility of the Design/ Build Contractor to verify the accuracy of the documents provided.

2.2.2 CAD/BIM Requirement

The contractor will not be required to produce advanced modeling and design drawings will be limited to CAD files.

2.2.3 Design Submittal Requirements

Instead of a charrette submittal in accordance with the Louisville District Design Guide, the contractor may submit a charrette report after they have conducted an on-site charrette meeting. The charrette report must detail the results of the site visit and identify any discrepancies between the solicitation and field conditions. An interim submittal is not required. The contractor will submit a final design, a corrected final design, and certified final design in accordance with the requirements of the base contract. The independent Registered Roof Observer (RRO) identified under section 01 11 00 shall review the final design as part of the contract design QC review team. The RRO shall attend the final design plan-in-hand meeting.

2.2.4 Registered Roof Consultant (RRC) (Designer of Record) Requirements

RRC shall have a degree in Architecture or Engineering and have at least ten (10) years of experience in roof repairs. The RRC must be currently licensed by the International Institute of Building Envelope Enclosures (IIBEC). In addition to the requirements of the base MATOC, a Registered Roof Consultant (RRC) shall be a Designer of Record. The RRC shall have a degree in Architecture or Engineering and have at least ten (10) years of experience in roof repair design. The RRC must be currently licensed by the International Institute of Building

Envelope Consultants (IIBEC). An independent RRC with the same minimum requirements shall be part of the Independent Technical Review.

2.2.5 Design Professionals

General Scope of work for most task orders will be for roof replacement and exterior water proofing with associated work. Roof replacement design will be certified by a RRC and have a professional engineer or architectural stamp. Structural analysis will only be required if there is a change in the dead load for the structural system or if called out in the task order scope of work. Electrical and mechanical design will be limited to relocating existing systems.

2.2.6 Design Milestone Schedule

Notice to Proceed (NTP)	Day 0
Design Quality Control Plan (DQCP)	NTP + 14 Days
Charette Report (FIO no review)	NTP + 60 Days
Final Submittal	NTP + 120 Days
Final Plan in Hand Meeting (on-site)	NTP + 138 Days
Corrected Final Submittal	NTP + 152 Days
Certified Final Submittal	NTP + 160 Days

2.3 REQUEST FOR PROPOSAL (RFP) INTENT

The intent of this RFP section is to describe the requirements for appearance, function, materials, and types of construction in sufficient detail to enable engineering and design to be completed by the Contractor.

2.4 Design Milestone Meetings

2.4.1 Charette / Kickoff Meeting

2.4.1.1 Shall be in person and on-site.

2.4.2 Final Design / Plan-in-hand Review Meeting

2.4.2.1 Shall be in person and on-site.

2.5 NOT USED

2.6 NOT USED

2.7 NOT USED

2.8 NOT USED

2.9 NOT USED

2.10 NOT USED

2.11 Insert any additional REQUIRED DESIGN PROFESSIONALS beyond RRC

2.12 GOVERNMENT FURNISHED MATERIALS

2.12.1 GFM Handover

The GFM has been provided as part of the Solicitation package.

2.12.2 GFM File Formats

GFM are provided only in PDF format.

2.13 (See Paragraph 2.1 Section 01 11 00.00 06)DESIGN SUBMITTAL DISTRIBUTION MATRIX

Submittal Reviewers & Mailing Addresses

U.S. Army Corps of Engineers
Ryan Fagan, PE
Ryan.A.Fagan@usace.army.mil
LRL-EDM-A
220 West Main St
Louisville, KY 40202

U.S. Army Corps of Engineers
Timothy M. McClellan, P.E., RRC
Timothy.m.mcclellan@usace.army.mil
LRL-EDM
220 West Main St
Louisville, KY 40202

U.S. Army Corps of Engineers
John P. Hearn
John.P.Hearn@usace.army.mil
LRL-CD
2475 K Street Bldg 52
WPAFB OH 45433

U.S. Army Corps of Engineers
Michael Brooks
Michael.s.brooks@usace.army.mil
LRL-CDR
220 West Main St
Louisville, KY 40202

U.S. Army Corps of Engineers
Jeffrey E. Bayers, P.E., P.M.P.
Jeffrey.e.bayers@usace.army.mil
LRL-PM-R
220 West Main St

Louisville, KY 40202

Steve Coffey, PE
USARC G 3/5/7 Engineers - Desk 4N-4001-62
4700 Knox Street, Bldg 8-8108
Ft. Bragg, NC 28310
Phone: 910-570-8961
Email: steven.w.coffey3.civ@army.mil

Justin Reeder, PE, RRC, RRO, CDT
USARC-ARIMD Engineering Branch / SAIN Engineering
USAR National Roofing Program REM
Phone: 843.813.2423
Email: justin.reeder@saineng.com

99th RD (OH, MI)
William (Bill) Markey
5231 South Scott Plaza
Joint Base McGuire-Dix-Lakehurst, NJ 08640
Phone: 609-997-5271
Email: william.f.markey4.civ@army.mil

3 GENERAL CONSTRUCTION REQUIREMENTS

3.4 SUMMARY

3.4.1 The requirements include:

a. Construction considerations and use of the premises.
b. Protection of personnel and Government property.
c. Construction facilities and job site standards.
d. The requirements of this section apply to the entire project including all amendments or modifications that may be issued to modify the contract documents.

3.5 GENERAL INFORMATION

3.5.1 NOT USED

3.5.2 NOT USED

3.5.3 Coordinate all construction activities with:

a. Contracting Officer’s Representative
b. Base Fire Department
c. Base Security/Police
d. Base Civil Engineer
e. Building Occupants

3.5.4 NOT USED

3.5.5 NOT USED

3.5.6 NOT USED

3.5.7 NOT USED

3.5.8 NOT USED

3.5.9 Project and Safety Signs. See 01 50 00, Paragraph 2.1.3.

3.6 DOCUMENTATION

3.6.1 NOT USED

3.6.2 NOT USED

3.7 NOT USED

3.8 Work Schedule under Section 01 11 00.00 06 Paragraph 3.9.1.2 is changed to "Work S WORK SCHEDULE: The Contractor shall schedule the work between the hours of 7:00 a.m. and 4:30 p.m. Monday through Friday except Federal Holidays.

3.8.1 Permission to perform any work outside of these hours must be in writing and submitted five (5) calendar days in advance for approval by the Contracting Officer.

3.8.2 The Government may or may not grant such permission at its discretion.

3.9 Contractor Personal Vehicle Parking under Section 01 11 00.00 06 Paragraph 3.9.1.7 is changed to Contractor Personal Vehicle Parking: The contractor may use a limited number of parking spaces in the existing lots for the contractor's employee parking of personal vehicles. The Contractor shall coordinate with the Government on the exact number of available spaces, and shall make provisions to transport employees to the site should inadequate parking spaces be available on site. Parking in these areas is available on a first-come first served basis.

4 NOT USED

5 NOT USED

6 EXTERIOR EQUIPMENT

6.1 Replacement of one (1) damaged and deteriorated vent pipe at OMS.

7 ARCHITECTURAL / BUILDING ENVELOPE

7.1 700 LF of deteriorated sealant to be replaced around the USARC.
7.2 300 LF of deteriorated sealant to be replaced around OMS.
7.3 All deteriorated expansion joints to be replaced, approximately 200 LF.
7.4 Four (4) existing penetrations form gas heaters shall be removed.

7.5. DOR Shall visit the site three times during the construction phase. One of these visits shall be during the final inspection.

7.6. Contractor to apply self-adhering waterproofing underlayment across entire roof under architectural shingles.

7.7. Contractor to install new snow rails above all doorways. Contractor to provide shop drawings for COR approval during design phase.

8 NOT USED

9 NOT USED

10 NOT USED

11 NOT USED

12 NOT USED

13 NOT USED

14 Roof System

Roof system installed shall comply with UFC 3-110-03 Roofing, with Change 5, or the latest version available. Where they do not existing contractor shall install roof access ladders from the ground to roof and between roof sections to allow access to all sections. Contractors shall install new splash blocks at all downspout terminations.

Existing roof systems may be multi-layered with differing roof system types below the surface membrane. Contractor is responsible for identifying all equipment mounted directly below the deck and to utilize a connection method that either avoids the deck or relocates equipment in a way that complies with current building codes.

Building RFID (SF)	Section(s)	New Roof System
OMS (3,622)	1	Class 4 Hail Rated SBS modified Architectural Shingles

14.1. BUILDING

14.2 ROOF DECK REPAIR

Inspect the roof deck carefully. If there are roof deck areas which require repair or replacement, notify the Contracting Officer. Do not proceed with repair or replacement until directed by the Contracting Officer. Assume replacement up to 10% damaged decking and 50% wood nailers.

--End of Section --

Attachment A

Site Location
WV005 - Bluefield, WV

WV005
Legend
W912QR26R1BSH_NRP07-0000
910 Raz Ave
Ada
Brush Fork
Bluefield
Midway
Bluefield
532 W Cumberland Rd
WEST VIRGINIA
Rocky Gap
Byron
Clear Fork
Google Earth
Image © 2026 Airbus
N
3 mi

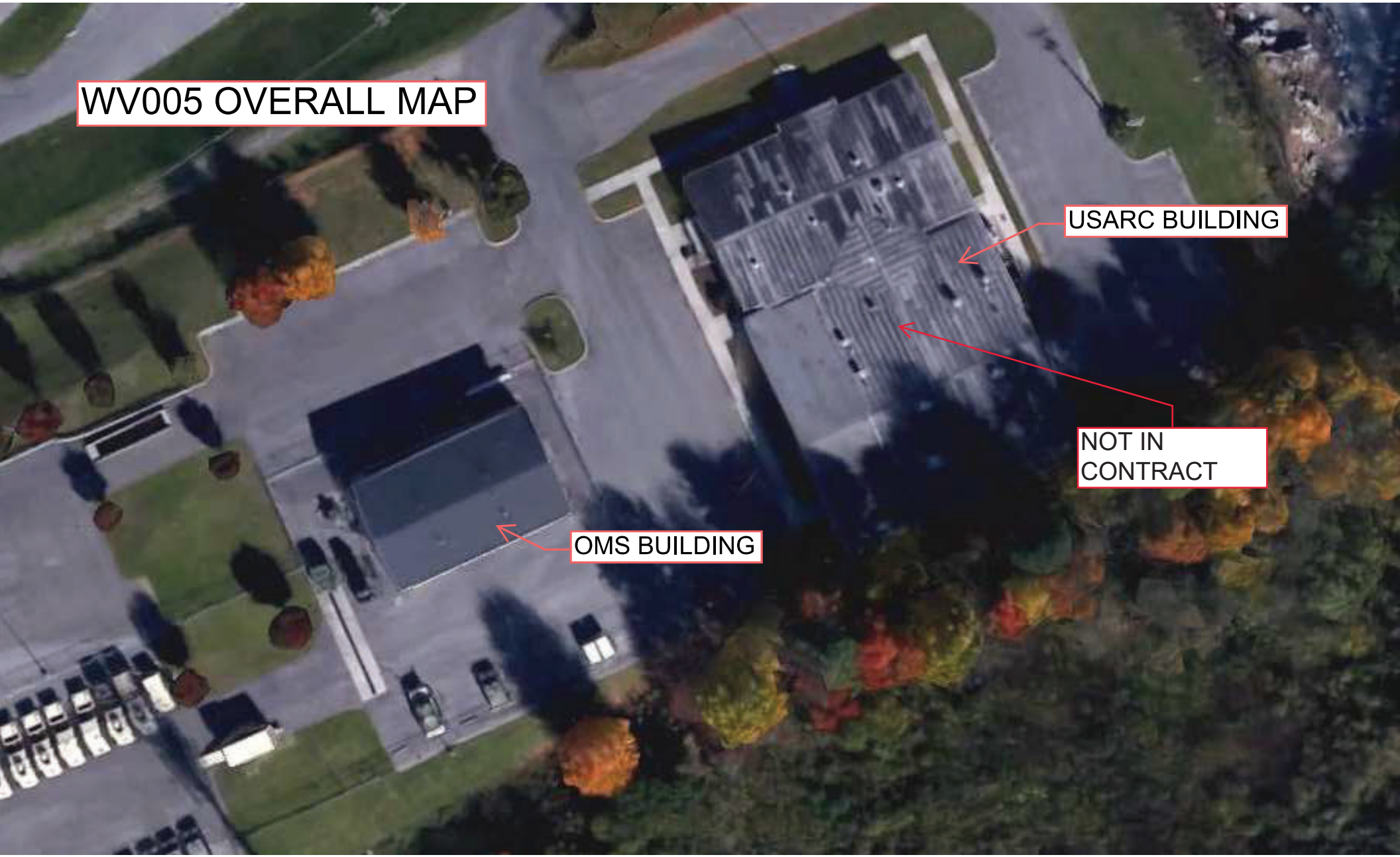
WV005 OVERALL MAP
USARC BUILDING
NOT IN CONTRACT
OMS BUILDING

Attachment B

Building Layout Plans

WV005 - Bluefield, WV

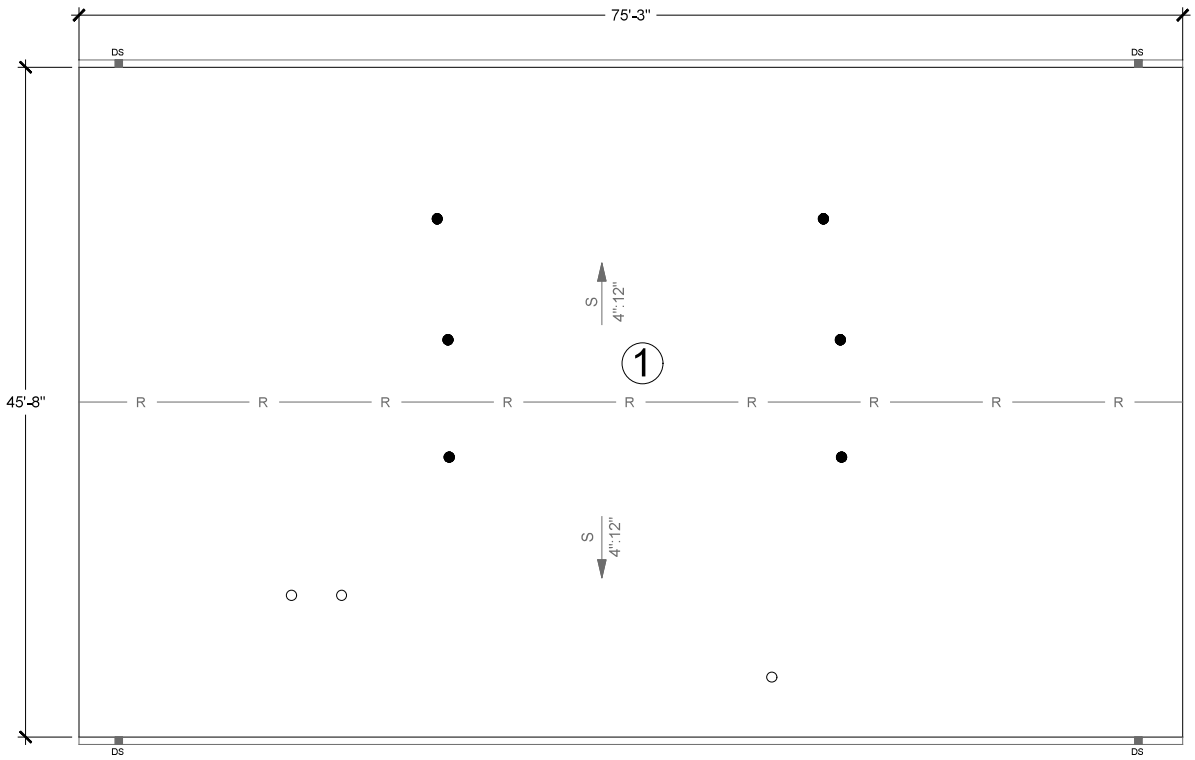

A AMSA ROOF PLAN
SCALE: 1/4" = 1'-0"

PLAN NORTH

1/4" = 1'-0" 3 0 3 6

GENERAL NOTES:

1. SECTION 1 DECK TYPE:
   a. STEEL DECK
      STRUCTURALLY SLOPED 4":12"
3. SECTION 1 EAVE HEIGHT: 20 FEET

PIPE PENETRATION SIZES	
PIPE SIZE (INCHES)	QUANTITY
2	2
3	1

HOT STACK PENETRATION SIZES	
PIPE SIZE (INCHES)	QUANTITY
4	4
6	2

KEY

- ROOF EDGE
- GUTTER EDGE WITH DOWNSPOUTS
- RIDGE
- STRUCTURAL SLOPE
- HIGH HEAT PENETRATION
- PIPE PENETRATION
- NOTE NO.
- TEST CUT LOCATION

REI ENGINEERS
Engineering solutions for tomorrow®
4995 Lacross Rd. | Suite 1325
Charleston, SC 29406
SOUTH CAROLINA CERTIFICATE OF AUTHORIZATION #1906
www.reiengineers.com

SEALS:

PROJECT NAME:
USA ARMY RESERVE

ROOF ASSESSMENT
WV005

532 W CUMBERLAND RD
BLUEFIELD, WV 24701

PROJECT NO:
23CHS-020

DRAWN BY: RW

ISSUE:

NO.	DATE	DESCRIPTION

THIS LINE IS 1 INCH ON THE ORIGINAL DRAWING
IF IT IS NOT 1 INCH ON THIS PAGE, SCALE DRAWING ACCORDINGLY

SHEET TITLE
ROOF PLAN

DRAWING
A-002

W912QR26RFBSH_NRP07-0000

Attachment C

Site Inspection Report
5 November 2024

Note: This attachment is for documentation of existing conditions. The requirements of the 01 11 50.00 06 and the base MATOC take precedence over any recommended repairs included in this inspection report.

ENGINEERS

ROOF ASSESSMENT REPORT

FOR

US Army Corps of Engineers

NATIONAL ROOFING PROGRAM (NRP)
FY23 1-N, WV005
532 WEST CUMBERLAND ROAD
BLUEFIELD, WEST VIRGINIA 24701

November 5, 2024

REI PROJECT NO. 23CHS-020

REI ENGINEERS

WV005

ROOF ASSESSMENT REPORT

TABLE OF CONTENTS

I. OVERALL MAP 3
II. USARC BUILDING SITE OVERVIEW 4
III. USARC BUILDING SECTION 1 5
- A. SECTION 1 COMPOSITION 5
- B. SECTION 1 OBSERVATION 7
- C. SECTION 1 DEFICIENCIES 8
- D. SECTION 1 SUMMARY 17

IV. OMS BUILDING SITE OVERVIEW 19
V. OMS BUILDING SECTION 1 20
- A. SECTION 1 COMPOSITION 20
- B. SECTION 1 OBSERVATION 22
- C. SECTION 1 DEFICIENCIES 23
- D. SECTION 1 SUMMARY 28

VI. ROOF PLANS 30
- A. USARC BUILDING 30
- B. OMS BUILDING 31

WV005 - USARC
532 W Cumberland Road
Bluefield, WV 24701

Site Overview

Total Sections: 1
Total Sq Ft: 17,444

Map	Name	Sq Ft	Est Install
1	Section 1	17,444	2019

WV005 - USARC
532 W Cumberland Road
Bluefield, WV 24701

Composition

Section: Section 1
Size: 17,444

Inspection Date: 09/23/2024
Inspector: William Biletzskov

Metal Deck

PVC Membrane

WV005 - USARC
532 W Cumberland Road
Bluefield, WV 24701

Composition

Section: Section 1
Size: 17,444

Inspection Date: 09/23/2024
Inspector: William Biletzskov

Metal Deck

Typical Sealant Joint

WV005 - USARC
532 W Cumberland Road
Bluefield, WV 24701

Observations

Section: Section 1
Size: 17,444

Inspection Date: 09/23/2024
Inspector: William Biletzskov

Overview

Overview

Overview

Overview

WV005 - USARC
532 W Cumberland Road
Bluefield, WV 24701

Deficiencies

Section: Section 1
Size: 17,444

Inspection Date: 09/23/2024
Inspector: William Biletzskov

General - Debris (Remedial)
Quantity: 30 Sq Ft
Deficiency:
Collection of trash, dirt, or other debris on roof membrane.
Corrective Action:
Roof should be inspected for debris and cleaned regularly.

General - Debris in Gutter (Remedial)
Quantity: 150 LF
Deficiency:
The gutter was observed holding debris, which is preventing proper drainage flow as designed.
Corrective Action:
Remove and properly dispose of all debris from gutter.

WV005 - USARC
532 W Cumberland Road
Bluefield, WV 24701

Deficiencies (continued)

Section: Section 1
Size: 17,444

Inspection Date: 09/23/2024
Inspector: William Biletzskov

Drainage - Drain Dome Clogged (Remedial)
Quantity: 1 EA
Deficiency:
Drain dome clogged with debris.
Corrective Action:
Remove debris from drain dome.

Single Ply - Stains on Membrane (Remedial)
Quantity: 500 Sq Ft
Deficiency:
Staining was observed on membrane.
Corrective Action:
Clean membrane according to manufacturer's recommendations.

WV005 - USARC
532 W Cumberland Road
Bluefield, WV 24701

Deficiencies (continued)

Section: Section 1
Size: 17,444

Inspection Date: 09/23/2024
Inspector: William Biletzskov

Roofing - Improper Repairs (Remedial)
Quantity: 10 EA
Deficiency:
Repair attempt using incompatible materials or methods that likely did not correct the deficiency and are not consistent with industry standard. These type of repairs will likely void the manufacturer's warranty.
Corrective Action:
The existing repair should be removed and the proper repair provided per industry standards.

General - Ponding Water (Remedial)
Quantity: 15 Sq Ft
Deficiency:
A ponding water condition is typically due to a flaw in the original drainage design/installation, or the underlying insulation has collapsed due to age or weight and created a low lying area on the roof which is now holding water.
Corrective Action:
A ponding water condition is best corrected during a re-roof project. Outside of removing the existing insulation and starting with a new roof design, ponding water is difficult to correct.

WV005 - USARC
532 W Cumberland Road
Bluefield, WV 24701

Deficiencies (continued)

Section: Section 1
Size: 17,444

Inspection Date: 09/23/2024
Inspector: William Biletzskov

Rooftop Equipment - Missing Cricket (Remedial)
Quantity: 16 EA
Deficiency:
It is recommended that a cricket be installed on the upslope side of equipment curbs if the equipment curb is 24" wide or greater.
Corrective Action:
Install new cricket on the upslope side of the curb and flash with roof membrane per the roof membrane manufacturer's requirements.

Single Ply - Sealant Deterioration at Pipe Penetration (Remedial)
Quantity: 2 EA
Deficiency:
The sealant has reached the end of its service life where it is installed at the flashing termination of penetration.
Corrective Action:
Contractor to remove old sealant from penetration, clean surface, and install new sealant approved by manufacturer.

WV005 - USARC
532 W Cumberland Road
Bluefield, WV 24701

Deficiencies (continued)

Section: Section 1
Size: 17,444

Inspection Date: 09/23/2024
Inspector: William Biletzskov

Rooftop Equipment - Damaged Rooftop Equipment (Remedial)
Quantity: 1 EA
Deficiency:
Non functioning rooftop equipment, damaged rooftop equipment, and abandoned rooftop equipment fall into this category.
Corrective Action:
Repair of rooftop equipment to restore to original, functioning conditions, replace any non-functional rooftop equipment, or remove any abandoned rooftop equipment.

Exterior Envelope - Penetration Not Sealed (Remedial)
Quantity: 1 EA
Deficiency:
An opening around the penetration through the wall cladding is exposed to weather due to improper installation and/or failing sealant.
Corrective Action:
Provide proper flashing per industry standard to ensure watertight seal.

WV005 - USARC
532 W Cumberland Road
Bluefield, WV 24701

Deficiencies (continued)

Section: Section 1
Size: 17,444

Inspection Date: 09/23/2024
Inspector: William Biletzskov



Rooftop Equipment - Rusting Vent Stacks (Remedial)
Quantity: 1 EA
Deficiency:
Vent stacks rust due to age and/or caustic materials being vented.
Corrective Action:
It is recommended for rust to be removed and vent to be painted.



Rooftop Equipment - Rusting Vent Stacks (Remedial)
Quantity: 1 EA
Deficiency:
Vent stacks rust due to age and/or caustic materials being vented.
Corrective Action:
Rusted vent is recommended to be replaced.

WV005 - USARC
532 W Cumberland Road
Bluefield, WV 24701

Deficiencies (continued)

Section: Section 1
Size: 17,444

Inspection Date: 09/23/2024
Inspector: William Biletzskov

13

Single Ply - Sealant Deterioration at Pipe Penetration (Remedial)
Quantity: 7 EA
Deficiency:
The sealant has reached the end of its service life where it is installed at the flashing termination of penetration.
Corrective Action:
Contractor to remove old sealant from penetration, clean surface, and install new sealant approved by manufacturer.

14

Exterior Envelope - Sealant Deterioration Significant (Remedial)
Quantity: 12 LF
Deficiency:
Sealant is deteriorated to the point of failure and no longer provides a watertight condition.
Corrective Action:
Remove existing sealant and replace per industry standard.

WV005 - USARC
532 W Cumberland Road
Bluefield, WV 24701

Deficiencies (continued)

Section: Section 1
Size: 17,444

Inspection Date: 09/23/2024
Inspector: William Biletzskov

Metal Wall Panels - Rusting Fasteners (Remedial)
Quantity: 100 EA
Deficiency:
Fasteners are rusting.
Corrective Action:
Replace rusting fasteners with fastener one size larger.

Rooftop Equipment - Rusting Vent Stacks (Remedial)
Quantity: 1 EA
Deficiency:
Vent stacks rust due to age and/or caustic materials being vented.
Corrective Action:
Rust can be removed and vent painted if it is not to severe.
Severely rusted vent would need to be replaced.

WV005 - USARC
532 W Cumberland Road
Bluefield, WV 24701

Deficiencies (continued)

Section: Section 1
Size: 17,444

Inspection Date: 09/23/2024
Inspector: William Biletzskov

Exterior Envelope - Sealant Deterioration Significant (Remedial)
Quantity: 688 LF
Deficiency:
Sealant is deteriorated to the point of failure and no longer provides a watertight condition.
Corrective Action:
Remove existing sealant and backer rod and replace per industry standard.

WV005 - USARC
532 W Cumberland Road
Bluefield, WV 24701

Summary

Section: Section 1
Size: 17,444

Inspection Date: 09/23/2024
Inspector: William Biletzskov

Condition Summary
Estimated Replacement: 2039

Recommendations
The observations and recommendations submitted for the subject roofs are based upon visual observations and graded based on the condition of the installed roof system and roof sheet metal flashings as they exist today.

The roof is a single ply membrane roof system installed over insulation on a metal deck. The overall condition of the roof is fair. The current roof system is approximately 5 years old, and it is unknown if it has an active manufacturer's warranty. Active leaks were noted by the onsite personnel.

If warranty is in effect, we recommend contacting manufacturer to determine if the leaks and other noted deficiencies are covered for correction by an approved contractor to extend life cycle of this roof system. Deficiencies should be corrected to extend life cycle, even if they are not covered by manufacturer.

The associated sheet metal details were observed to be made of painted aluminum. Access to the roof area is provided by a ladder from the ground. No lightning protection was noted.

Exterior sealants are in poor condition and should be budgeted for replacement in the next year.

WV005 - USARC
532 W Cumberland Road
Bluefield, WV 24701

Summary

Section: Section 1
Size: 17,444

Inspection Date: 09/23/2024
Inspector: William Biletzskov

1 - Section 1 (17,444 Sq Ft)

Deficiency	Qty
Debris	30 Sq Ft
Debris In Gutter	150 LF
Drain dome clogged	1 EA
Stains on membrane	500 Sq Ft
Improper repairs	10 EA
Ponding Water	15 Sq Ft
Missing Cricket	16 EA
Sealant Deterioration at Pipe ...	2 EA
Damaged Rooftop Equipment	1 EA
Penetration Not Sealed	1 EA
Rusting Vent Stacks	1 EA
Rusting Vent Stacks	1 EA
Sealant Deterioration at Pipe ...	7 EA
Sealant Deterioration Signific...	12 LF
Rusting Fasteners	100 EA
Rusting Vent Stacks	1 EA
Sealant Deterioration Signific...	688 LF
Total	

WV005 - OMS
532 West Cumberland Road
Bluefield, WV 24701

Site Overview

Total Sections: 1
Total Sq Ft: 3,622

Map	Name	Sq Ft	Est Install
1	Section 1	3,622	2014

WV005 - OMS
532 West Cumberland Road
Bluefield, WV 24701

Composition

Section: Section 1
Size: 3,622

Inspection Date: 09/23/2024
Inspector: William Biletzskov

Metal Deck

Typical Sealant Joint

WV005 - OMS
532 West Cumberland Road
Bluefield, WV 24701

Composition

Section: Section 1
Size: 3,622

Inspection Date: 09/23/2024
Inspector: William Biletzskov

3 Tab Asphalt Shingles

Test Cut # 1
Plywood Deck over Metal Deck

WV005 - OMS
532 West Cumberland Road
Bluefield, WV 24701

Observations

Section: Section 1
Size: 3,622

Inspection Date: 09/23/2024
Inspector: William Biletzskov

Partial Overview

Partial Overview

Partial Overview

Partial Overview

WV005 - OMS
532 West Cumberland Road
Bluefield, WV 24701

Deficiencies

Section: Section 1
Size: 3,622

Inspection Date: 09/23/2024
Inspector: William Biletzskov

General - Fastener Backing out (Remedial)
Quantity: 12 EA
Deficiency:
Fastener is backing out. Typical causes include thermal expansion/contraction.
Corrective Action:
Replace damaged shingles.



Shingles - Missing Hip or Ridge Cap (Remedial)
Quantity: 1 EA
Deficiency:
Hip/ridge shingles have become unattached or have been blown off.
Corrective Action:
Replace missing hip/ridge shingles per industry standard.

WV005 - OMS
532 West Cumberland Road
Bluefield, WV 24701

Deficiencies (continued)

Section: Section 1
Size: 3,622

Inspection Date: 09/23/2024
Inspector: William Biletzskov

Shingles - Missing Shingle (Remedial)
Quantity: 6 EA
Deficiency:
Missing shingle can be caused by damage from a natural weather event, foot traffic, or other mechanical means.
Corrective Action:
Replace damaged shingles per industry standard.

Shingles - Fungus/ Mildew (Remedial)
Quantity: 2 Sq Ft
Deficiency:
Fungus/ mildew may be caused by orientation of the roof in relation to sunlight/shade, proximity to trees/vegetation, and type of shingles.
Corrective Action:
If the condition is not too severe, this is mainly a cosmetic problem. Due to risk of removing the granules on the shingles, powerwashing is not recommended.

WV005 - OMS
532 West Cumberland Road
Bluefield, WV 24701

Deficiencies (continued)

Section: Section 1
Size: 3,622

Inspection Date: 09/23/2024
Inspector: William Biletzskov

Shingles - Damaged Shingles (Remedial)
Quantity: 4 EA
Deficiency:
Splits, tears, punctures, or impact observed in shingles.
Corrective Action:
Individual damaged shingles need to be replaced. Damage throughout the system may be cause for roof replacement.

Shingles - Deteriorated Pipe Penetration Flashing (Remedial)
Quantity: 1 EA
Deficiency:
Deteriorated pipe penetration flashing.
Corrective Action:
Replace deteriorated flashing with proper flashing for this type of pipe penetration.

WV005 - OMS
532 West Cumberland Road
Bluefield, WV 24701

Deficiencies (continued)

Section: Section 1
Size: 3,622

Inspection Date: 09/23/2024
Inspector: William Biletzskov

General - Damaged Deteriorated Vent Pipe (Remedial)
Quantity: 1 EA
Deficiency:
Deteriorated PVC vent pipe.
Corrective Action:
Remove and replace PVC with new schedule 40 PVC. Pipe flashing would need to be replaced along with PVC Pipe.

Shingles - Fasteners Not Sealed (Remedial)
Quantity: 1 EA
Deficiency:
Fasteners within roofing components are not sealed and/or sealant is failing.
Corrective Action:
If present, remove failing sealant and reseal all exposed fasteners.

WV005 - OMS
532 West Cumberland Road
Bluefield, WV 24701

Deficiencies (continued)

Section: Section 1
Size: 3,622

Inspection Date: 09/23/2024
Inspector: William Biletzskov

Shingles - Sealant Deterioration at Pipe Penetration (Remedial)
Quantity: 6 EA
Deficiency:
The sealant has reached the end of its service life where it is installed at the flashing termination of penetration.
Corrective Action:
Contractor to remove old sealant from penetration, clean surface, and install new sealant approved by manufacturer.

Exterior Envelope - Sealant Deterioration Significant (Remedial)
Quantity: 288 LF
Deficiency:
Sealant is deteriorated to the point of failure and no longer provides a watertight condition.
Corrective Action:
Remove existing sealant and backer rod and replace per industry standard.

WV005 - OMS
532 West Cumberland Road
Bluefield, WV 24701

Summary

Section: Section 1
Size: 3,622

Inspection Date: 09/23/2024
Inspector: William Biletzskov

Condition Summary
Estimated Replacement: 2032

Recommendations

The observations and recommendations submitted for the subject roofs are based upon visual observations and graded based on the condition of the installed roof system and roof sheet metal flashings as they exist today.

The roof is an architectural shingle roof and the overall condition is fair. The current roof system is approximately 5 years old, and it is unknown at this time if a manufacturer's warranty is in effect. The gutter is original and is in fair condition. Deficiencies should be corrected to extend life cycle.

The associated sheet metal details were observed to be made from painted steel. No lightning protection was observed.

Exterior sealants are in poor condition and should be budgeted for replacement with in the next year.

WV005 - OMS
532 West Cumberland Road
Bluefield, WV 24701

Summary

Section: Section 1
Size: 3,622

Inspection Date: 09/23/2024
Inspector: William Biletzskov

1 - Section 1 (3,622 Sq Ft)

Deficiency	Qty
Fastener Backing out	12 EA
Missing Hip or Ridge Cap	1 EA
Missing Shingle	6 EA
Fungus/ Mildew	2 Sq Ft
Damaged Shingles	4 EA
Deteriorated Roof Jack Flashin...	1 EA
Damaged Deteriorated Vent Pipe	1 EA
Fasteners Not Sealed	1 EA
Sealant Deterioration at Pipe ...	6 EA
Sealant Deterioration Signific...	288 LF
Total	

Attachment D

Site Photographs
22 April 2026

W912QR26R1BSH_NRP07-0000
Both Stacks to be removed
2 Stacks to be removed (hidden behind front stack)
Front 2 stacks to remain

W912QR26R1BSH_NRP07-0000



W912QR26R1BSH_NRP07-0000

US Army Corps
of Engineers
Louisville District

Army Reserve National Roofing Program
FY26 Task Order 07

Volume C

PA163 - Bellefonte, PA

DIVISION 00 – PROCUREMENT AND CONTRACTING REQUIREMENTS

00 80 50.00 06 SPECIAL PROVISIONS FOR TASK ORDERS
00 80 50.00 06 Submittal Register

DIVISION 01 – GENERAL REQUIREMENTS

01 11 50.00 06 Task Order SCOPE OF WORK

ATTACHMENTS

ATTACHMENT A:	Site Location
ATTACHMENT B:	Building Layout
ATTACHMENT C:	Site Inspection Report, Oct 31, 2024 (For Information Only)

May 2026 Solicitation

ARIMS: 200A
Disposition: Maintain for 15 yrs after construction

NRP FY22 Project 07
PA163 Bellefonte, PA
P2 574437
20-Mar-26

SECTION
00 80 50.00 06

SPECIAL PROVISIONS FOR TASK ORDERS
08/19

1. PART 1 GENERAL

1.1. SUBMITTALS

Government approval/acceptance is required for submittals with a "GOVT" designation; submittals not having a "GOVT" designation are for information only. When used, a designation following the "GOVT" designation identifies the office that will review the submittal for the Government. The submittals listed in the Submittal Register at the end of this specification section shall be submitted in accordance with Section 01 33 00.00 06.

SD-01 Preconstruction Submittals

SD-02 Shop Drawings

SD-05 Design Data

SD-07 Certificates

SD-11 Closeout Submittals

1.2. NOT USED

1.3. COMMENCEMENT, PROSECUTION AND COMPLETION OF WORK - Paragraph 1.3~~7~~ of Section 00 80 00.00 06 is replaced with the following:

1.3.1 After approval of the required bonds, the Government will issue an Administrative Notice-to-Proceed (NTP) to allow for preconstruction activities to be initiated in accordance with the contract requirements. The contract period of performance specified in Contract Clause 52.211-10 will begin upon issuance of Administrative NTP. No onsite demolition or construction work will be permitted during the Administrative NTP period. All required preconstruction activities and submittals must be submitted and accepted by the Government, where applicable, within the Administrative NTP period. The Government will issue a Construction NTP to allow commencement of all other contract work after the Administrative NTP period, or after the contractor's completion of all work specified in the Administrative NTP. Failure to complete all required preconstruction activities may result in the contract being terminated for default in accordance with Contract Clause 52.249-10 Default (Fixed-Price Construction)..

1.3.2 Refer to FAR 52.211-12 "LIQUIDATED DAMAGES" in Section 00 70 50 for the amount of Liquidated Damages for the Task order project.
1.3.3 Refer to FAR 52.211-10 "Commencement, Prosecution, and Completion of Work" in Section 00 70 50 for a notification of significant contract dates.
1.3.4 Additional Requirements/Clarifications of Work Included Within the Contract

The time stated in FAR 52.211-10 "Commencement, Prosecution, and Completion of Work" in Section 00 70 50 for completion shall include as-built drawings, O&M manuals, operational tests/reports/training/instructions, and equipment lists.

1.4. TIME EXTENSIONS FOR UNUSUALLY SEVERE WEATHER. ER 415-1-15

This provision specifies the procedure for the determination of time extensions for unusually severe weather in accordance with the "Default (Fixed-Price Construction)" as discussed in Section 00 70 00 of the base contract and Section 00 70 50 of this task order. In order for the Contracting Officer to award a time extension under this clause, the following conditions must be satisfied:

The weather experienced at the project site during the contract period must be found to be unusually severe, that is, more severe than the adverse weather anticipated for the project location during any given month.

The unusually severe weather must actually cause a delay to the completion of the project. The delay must be beyond the control and without the fault or negligence of the Contractor.

The following schedule of monthly anticipated adverse weather delays is based on National Oceanic and Atmospheric Administration (NOAA) or similar data for the project location and will constitute the base line for monthly weather time evaluations. The Contractor's progress schedule must reflect these anticipated adverse weather delays in weather dependent activities.

MONTHLY ANTICIPATED ADVERSE WEATHER DELAY WORKDAYS BASED ON (5) DAY WORK WEEK

	JAN	FEB	MAR	APR	MAY	JUN	JUL	AUG	SEP	OCT	NOV	DEC
PA163	21	20	22	21	15	6	5	5	4	14	21	22

Upon acknowledgment of the Notice to Proceed (NTP) and continuing throughout the contract, the Contractor will record on the daily CQC report, the occurrence of adverse weather and resultant impact to

normally scheduled work. Actual adverse weather delay days must prevent work on critical activities for 50 percent or more of the Contractor's scheduled workday. The number of actual adverse weather delay days shall include days impacted by actual adverse weather (even if adverse weather occurred in previous month), be calculated chronologically from the first to the last day of each month and be recorded as full days. If the number of actual adverse weather delay days exceeds the number of days anticipated listed above, the Contracting Officer will convert any qualifying delays to calendar days, giving full consideration for equivalent fair-weather workdays, and issue a modification in accordance with the "Default (Fixed-Price Construction)" in section 00 70 00 of the base contract, Volume 1 .

1.5. WAGE RATES

The decision of the Secretary of Labor, covering rates of wages, including fringe benefits to be paid laborers and mechanics performing work under this contract, is attached to this solicitation. The payment for all classes of laborers and mechanics actually employed to perform work under the contract will be specified in the following contract provisions: "Contract Work Hours and Safety Standards -- Overtime Compensation"; "Construction Wage Rate Requirements"; and "Compliance with Copeland Act Requirements" in Section 00 70 00 of the base contract.

Wage decision included: PA20260082 Building

The work to be performed is located in Bellefonte, PA, Centre.

405 E College Ave
Bellefonte, PA 16823

1.6. NOT USED

1.7. Antiterrorism (AT) and Operations Security (OPSEC)- Paragraph 1.7 of Section 00 80 00.00 06 is replaced with the following:

1.7.1 AT Level I training. This standard language is for contractor employees with an area of performance within an Army-controlled installation, facility, or area. All contractor employees, including subcontractor employees, requiring access to Army installations, facilities, and controlled access areas shall complete AT Level I awareness training within 30 calendar days after contract start date or effective date of incorporation of this requirement into the contract, whichever is applicable. The contractor shall submit certificates of completion for each affected contractor employee and subcontractor employee to the COR or to the contracting officer, if a COR is not assigned, within 30 calendar days after completion of training by all

employees and subcontractor personnel. AT Level I awareness training is available at the following website: http://jko.jten.mil.

1.7.2 Access and general protection/security policy and procedures. This standard language is for contractor employees with an area of performance within an Army-controlled installation, facility, or area. Contractor and all associated subcontractor employees shall provide all information required for background checks to meet installation access requirements to be accomplished by the installation Provost Marshal Office, Director of Emergency Services, or Security Office. Contractor workforce must comply with all personal identity verification requirements (CFR clause 52.204-9, Personal Identity Verification of Contract Personnel) as directed by DoD, HQDA and/or local policy. In addition to the changes otherwise authorized by the changes clause of this contract, should the Force Protection Condition (FPCON) at any individual facility or installation change, the Government may require changes in contractor security matters or processes.

1.7.3 AT Awareness Training for Contractor Personnel Traveling Overseas. This standard language requires U.S.-based contractor employees and associated subcontractor employees to make available and to receive Government-provided area of responsibility (AOR)-specific AT awareness training as directed by AR 525-13. Specific AOR training content is directed by the combatant commander, with the unit ATO being the local point of contact.

1.7.4 Army Training Certification Tracking System (ATCTS) registration for contractor employees who require access to Government information systems. All contractor employees with access to a Government info system must be registered in the ATCTS at commencement of services and must successfully complete the DoD Information Assurance Awareness prior to access to the information system and annually thereafter.

1.7.5 For contracts that require a formal OPSEC program. The contractor shall develop an OPSEC Standing Operating Procedure (SOP)/Plan within 90 calendar days of contract award, to be reviewed and approved by the responsible Government OPSEC officer. This plan will include a process to identify critical information, where it is located, who is responsible for it, how to protect it, and why it needs to be protected. The contractor shall implement OPSEC measures as ordered by the commander. In addition, the contractor shall have an identified certified Level II OPSEC coordinator per AR 530-1.

1.7.6 Controlled Unclassified Information (CUI). Include DFARS clause 252.204-7012, which requires the contractor to comply with NIST 800-171. Also include DFARS provision 252.204-2019 into solicitations. Acquisition officials should follow procedures outlined in DFARS 204.73 and verify vendors have an adequate NIST SP 800-171 summary assessment score within the Supplier Performance Risk System (within PIEE). If the

score doesn't show a medium- or high-level assessment with a score of 110 or better (as described in the "NIST SP 800-171 DoD Assessment Methodology"), include clause252.204-7020 and obtain the vendor's "system security plan" and "plan of action" for NIST SP 800-171 verification and assurance by Army security officials.

1.8. NOT USED

1.9. NOT USED

1.10. NOT USED

1.11. NOT USED

1.12. NOT USED

1.13. NOT USED

1.14. NOT USED

1.15. NOT USED

1.16. NOT USED

1.17. NOT USED

1.18. NOT USED

1.19. NOT USED

1.20. NOT USED

1.21. NOT USED

1.22. NOT USED

1.23. NOT USED

1.24. NOT USED

1.25. NOT USED

1.26. NOT USED

2. PART 2 PRODUCTS NOT USED

3. PART 3 EXECUTION NOT USED

SUBMITTAL REGISTER

TITLE: NRP FY26 Project 07
JOB NAME: PA163
LOCATION: Bellefonte, PA
CONTRACT NO:
CONTRACTOR:

SB MATOC									CONTRACTOR SCHEDULE DATES			CONTRACTOR ACTION			APPROVING AUTHORITY					
Line	Act-ivity #	Trans-mittal #	Specification Section	SD #	SD Description	Item Submitted	Paragraph #	Classi-fication: GA for GOVT or A/E Revwr	Submit	Approval Needed By	Material Needed By	Action Code	Date Of Action	Date FWD to APPR / Auth - Date RCD From CONTR	Date FWD To Other Revwr	Date RCD From Other Revwr	Action Code	Date Of Action	Mailed To CONTR/ Date RCD From APPR Authority	Remarks
			01 35 26.00 06	SD-01	Preconstruction Submittal	Activity Hazard Analysis (AHA)	1.8	F												
			01 50 00	SD-01	Preconstruction Submittal	Construction Site Plan	1.3	GA												
			00 80 00.00 06	SD-07	Certificates	No Asbestos - Containing Material (ACM) Certification	1.14	F												
			00 80 00.00 06	SD-07	Certificates	Insurance	1.31	F												
			00 80 00.00 06	SD-07	Certificates	Warranties	1.15	GA												
			00 80 00.00 06	SD-11	Closeout Submittals	Preliminary (Working) As-Built Drawings	3.4	GA												
			00 80 00.00 06	SD-11	Closeout Submittals	Final As-Built Drawings	3.4	GA												

FY25 NRR Project 07
PA163, Bellefonte, PA
P2 574437
20-Mar-26

SECTION
01 11 50.00 06
Task Order SCOPE OF WORK
Updated 6 Feb 2025

1. PROJECT INFORMATION

1.1. GENERAL

Design/Build: The Contractor shall provide all labor, equipment, supplies, and consultant services and all site investigations, surveys, analysis, sampling, testing and verification of existing field conditions as required for design and construction of the Roof Replacement Project at PA163 to result in a complete and useable Facility. Contractor shall provide complete design analysis incorporating all engineering computations, analysis, test, and survey results, building code (including fire protection, life safety, environmental and accessibility) review as it pertains/affects/relates to this project, equipment and material data and documentation of existing conditions.

1.2. SCOPE OF WORK

Unless specifically noted otherwise in this Specification Section or in the base MATOC contract Volume 1 of 2 itself, all requirements of the base MATOC contract Volume 1 of 2 shall apply to this Task Order. The work includes design and construction to replace the following roof systems located at PA163:

Building RFID (SF)	Section(s)	Existing Roof System
USARC/VMF (39,812)	2	SHINGLE

Design/Build: Design and construction shall comply with the requirements contained in this Task Order Request for Proposal (RFP). The design and technical criteria contained and cited in this RFP and the Unified Facilities Guide Specifications (UFGS) establish minimum standards for design and construction quality. The Designers of Record shall use the Unified Facilities Guide Specifications (UFGS) and the requirements contained in this RFP to fully develop the technical specifications and construction drawings. The objective of this solicitation is to obtain an energy efficient, durable, maintainable, and sustainable space.

Design/Build: The illustrations and exhibits included in this RFP illustrate the conceptual design of the project and are provided to define the scope of work and budget. The concepts provided shall be further developed by the Design/Build Contractor to comply with the customer’s functional needs.

All demolition required to construct the project is included as part of the work of this Contract.

1.3. SITE LOCATION

This project is located at Bellefonte, PA.

748 N JEFFERSON STREET
LEWISBURG, WEST VIRGINIA 24901

1.4. EXISTING SITE UTILITIES

1.4.1. The contractor shall verify the location of all utilities serving the building. Upgrading the existing utilities, (unless noted otherwise) outside the limits of construction, is not a part of this project.

1.5. BID OPTIONS

1.6. NOT USED

1.7. ATTACHMENTS

Design/Build: Information provided in the Attachments is intended to guide the completion of the design by establishing existing conditions, and the desired character, appearance, and function of the new construction. The following Attachments are included and shall be used and strictly adhered-to in completing the design and construction of the project.

a. ATTACHMENT A: Site Location
b. ATTACHMENT B: Building Layout Plans
c. ATTACHMENT C: Site Inspection Report, 31-Oct-24

1.8. NOT USED

1.9. NOT USED

1.10. NOT USED

1.11. NOT USED

1.12. NOT USED

1.13. NOT USED

1.14. PERSONNEL REQUIREMENTS AND QUALIFICATIONS

1.15. Registered Roof Consultant (RRC) (Designer of Record) shall have a degree in Architecture or Engineering and have at least ten (10) years of experience in roof repairs. The RRC must be currently licensed by the International Institute of Building Envelope Enclosures (IIBEC).

1.16. NOT USED

1.17. NOT USED

1.18. NOT USED

1.19. NOT USED

2. DESIGN REQUIREMENTS

2.1. GENERAL

The Contractor shall prepare complete construction documents for all work designed as required by the RFP. The construction documents to be prepared shall include, but are not limited to, construction drawings, specifications, submittals, and design analysis as required in Section 01 33 16.00 10 DESIGN DATA (DESIGN AFTER AWARD), Volume 1. Materials and equipment shall be limited to those specified except that where no specific material and equipment is specified or no basis of design is identified, the Contractor shall use materials and equipment accepted within the construction industry and in compliance with Design Criteria.

2.2. DESIGN

2.2.1. The Contractor shall prepare a 100% design for the project in accordance with the RFP using industry standard materials and efficient practices. The design of the materials selected shall be high quality, durable and easily maintained. The Contractor shall be responsible for the professional quality, code compliance, technical accuracy, and coordination of all designs, drawings, specifications, and other documents or publications upon which the design and construction are based. It shall be the responsibility of the Design/ Build Contractor to verify the accuracy of the documents provided.

2.2.2 CAD/BIM Requirement

The contractor will not be required to produce advanced modeling and design drawings will be limited to CAD files.

2.2.3 Design Submittal Requirements

Instead of a charrette submittal in accordance with the Louisville District Design Guide, the contractor may submit a charrette report after they have conducted an on-site charrette meeting. The charrette report must detail the results of the site visit and identify any discrepancies between the solicitation and field conditions. An interim submittal is not required. The contractor will submit a final design , a corrected final design, and certified final design in accordance with the requirements of the base contract. The independent Registered Roof Observer (RRO) identified under section 01 11 00 shall review the final design as part of the contract design QC review team. The RRO shall attend the final design plan-in-hand meeting.

2.2.4 Registered Roof Consultant (RRC) (Designer of Record) Requirements

RRC shall have a degree in Architecture or Engineering and have at least ten (10) years of experience in roof repairs. The RRC must be currently licensed by the International Institute of Building Envelope Enclosures (IIBEC). In addition to the requirements of the base MATOC, a Registered Roof Consultant (RRC) shall be a Designer of Record. The RRC shall have a degree in Architecture or Engineering and have at least ten (10) years of experience in roof repair design. The RRC must be currently licensed by the International Institute of Building Envelope Consultants (IIBEC). An independent RRC with the same minimum requirements shall be part of the Independent Technical Review.

2.2.5 Design Professionals

General Scope of work for most task orders will be for roof replacement and exterior water proofing with associated work. Roof replacement design will be certified by a RRC and have a professional engineer or architectural stamp. Structural analysis will only be required if there is a change in the dead load for the structural system or if called out in the task order scope of work. Electrical and mechanical design will be limited to relocating existing systems.

2.2.6 Design Milestone Schedule

The sample schedule and sequence of work shown below was prepared for the Contractor’s use in its schedule preparation. This schedule is not intended to be the actual awarded design-build schedule. Upon receipt of the Notice to Proceed, the selected Contractor will be required to submit its proposed design and construction schedule for Government review and acceptance.

Notice to Proceed (NTP)	Day 0
Design Quality Control Plan (DQCP)	NTP + 14 Days
Charette Report (FIO no review)	NTP + 60 Days
Final Submittal	NTP + 120 Days
Final Plan in Hand Meeting (on-site)	NTP + 138 Days
Corrected Final Submittal	NTP + 152 Days
Certified Final Submittal	NTP + 160 Days

2.3 REQUEST FOR PROPOSAL (RFP) INTENT

The intent of this RFP section is to describe the requirements for appearance, function, materials, and types of construction in sufficient detail to enable engineering and design to be completed by the Contractor.

2.4 Design Milestone Meetings

2.4.1 Charette / Kickoff Meeting

2.4.1.1 Shall be in person and on-site.

2.4.2 Final Design / Plan-in-hand Review Meeting

2.4.2.1 Shall be in person and on-site.

2.5 NOT USED

2.6 NOT USED

2.7 NOT USED

2.8 NOT USED

2.9 NOT USED

2.10 NOT USED

2.11 NOT USED

2.12 GOVERNMENT FURNISHED MATERIALS

2.12.1 GFM Handover

The GFM has been provided as part of the Solicitation package.

2.12.2 GFM File Formats

GFM are provided only in PDF format.

2.13 (See Paragraph 2.1 Section 01 11 00.00 06)DESIGN SUBMITTAL DISTRIBUTION MATRIX

Submittal Reviewers & Mailing Addresses

U.S. Army Corps of Engineers
Ryan Fagan, PE
Ryan.A.Fagan@usace.army.mil
LRL-EDM-A
220 West Main St
Louisville, KY 40202

U.S. Army Corps of Engineers
Timothy M. McClellan, P.E., RRC
Timothy.m.mcclellan@usace.army.mil
LRL-EDM
220 West Main St
Louisville, KY 40202

U.S. Army Corps of Engineers

FY25 NRR Project 07
PA163, Bellefonte, PA
P2 574437
20-Mar-26

John P. Hearn
John.P.Hearn@usace.army.mil
LRL-CD
2475 K Street Bldg 52
WPAFB OH 45433

U.S. Army Corps of Engineers
Michael Brooks
Michael.s.brooks@usace.army.mil
LRL-CDR
220 West Main St
Louisville, KY 40202

U.S. Army Corps of Engineers
Jeffrey E. Bayers, P.E., P.M.P.
Jeffrey.e.bayers@usace.army.mil
LRL-PM-R
220 West Main St
Louisville, KY 40202

Steve Coffey, PE
USARC G 3/5/7 Engineers - Desk 4N-4001-62
4700 Knox Street, Bldg 8-8108
Ft. Bragg, NC 28310
Phone: 910-570-8961
Email: steven.w.coffey3.civ@army.mil

Justin Reeder, PE, RRC, RRO, CDT
USARC-ARIMD Engineering Branch / SAIN Engineering
USAR National Roofing Program REM
Phone: 843.813.2423
Email: justin.reeder@saineng.com

99th RD (OH, MI)
William (Bill) Markey
5231 South Scott Plaza
Joint Base McGuire-Dix-Lakehurst, NJ 08640
Phone: 609-997-5271
Email: william.f.markey4.civ@army.mil

3 GENERAL CONSTRUCTION REQUIREMENTS

3.4 SUMMARY

3.4.1 The requirements include:

a. Construction considerations and use of the premises.
b. Protection of personnel and Government property.
c. Construction facilities and job site standards.
d. The requirements of this section apply to the entire project including all amendments or modifications that may be issued to modify the contract documents.

3.5 GENERAL INFORMATION

3.5.1 NOT USED

3.5.2 NOT USED

3.5.3 Coordinate all construction activities with:

a. Contracting Officer's Representative
b. Building Occupants

3.5.4 NOT USED

3.5.5 NOT USED

3.5.6 NOT USED

3.5.7 NOT USED

3.5.8 NOT USED

3.5.9 Project and Safety Signs. See 01 50 00, Paragraph 2.1.3.

3.6 DOCUMENTATION

3.6.1 NOT USED

3.6.2 NOT USED

3.7 NOT USED

3.8 Work Schedule under Section 01 11 00.00 06 Paragraph 3.9.1.2 is changed to "Work S WORK SCHEDULE: The Contractor shall schedule the work between the hours of 7:00 a.m. and 4:30 p.m. Monday through Friday except Federal Holidays.

3.8.1 No work shall occur on Federal Holidays.

3.8.2 No work shall occur on drill weekends.

3.8.3 Permission to perform any work outside of these hours must be in writing and submitted five (5) calendar days in advance for approval by the Contracting Officer.

3.8.4 The Government may or may not grant such permission at its discretion.

3.9 Contractor Personal Vehicle Parking under Section 01 11 00.00 06 Paragraph 3.9.1.7 is changed to Contractor Personal Vehicle Parking: The contractor may use a limited number of parking spaces in the existing lots for the contractor's employee parking of personal vehicles. The Contractor shall coordinate with the Government on the exact number of available spaces, and shall make provisions to

transport employees to the site should inadequate parking spaces be available on site. Parking in these areas is available on a first-come first served basis.

4 NOT USED

5 NOT USED

6 EXTERIOR EQUIPMENT

6.1 Replace 4 rusting vent stacks.

7 ARCHITECTURAL / BUILDING ENVELOPE

7.1 Replace approximately 1500 LF of deteriorated sealant around building.
7.2 DOR Shall visit the site three times during the construction phase. One of these visits shall be during the final inspection.
7.3 Contractor to apply self-adhering waterproofing underlayment across entire roof under architectural shingles.
7.4 Contractor to install new snow rails across entire roof. Contractor to provide shop drawings for COR approval during design phase.

8 NOT USED

9 NOT USED

10 NOT USED

11 NOT USED

12 NOT USED

13 NOT USED

14 Roof System

Roof system installed shall comply with UFC 3-110-03 Roofing, with Change 5, or the latest version available. Where they do not existing contractor shall install roof access ladders from the ground to roof and between roof sections to allow access to all sections. Contractors shall install new splash blocks at all downspout terminations.

Existing roof systems may be multi-layered with differing roof system types below the surface membrane. Contractor is responsible for identifying all equipment mounted directly below the deck and to utilize a connection method that either avoids the deck or relocates equipment in a way that complies with current building codes.

Building RFID (SF)	Section(s)	New Roof System
USARC/VMF (39,812)	2	Class 4 Hail Rated SBS modified Architectural Shingles

14.1. NOT USED

14.2 ROOF DECK REPAIR

Inspect the roof deck carefully. If there are roof deck areas which require repair or replacement, notify the Contracting Officer. Do not proceed with repair or replacement until directed by the Contracting Officer. Assume replacement up to 10% polyiso replacement and 50% sheathing replacement and 50% wood nailers.

--End of Section --

Attachment A

Site Location
PA163 - Bellefonte, PA

PA163
Legend
910 Raz Ave
Axemann
144
99
405 E College Ave
26
64
150
N Main St
Pleasant Gap
S Main St
Google Earth
Image © 2026 Airbus
N
1 mi
W912QR26R1BSH_NRP07-0000

PA163 OVERALL MAP
VMF BUILDING
USARC BUILDING
W912QR26R1BSH_NRP07-0000

Attachment B

Building Layout Plans

PA163 - Bellefonte, PA

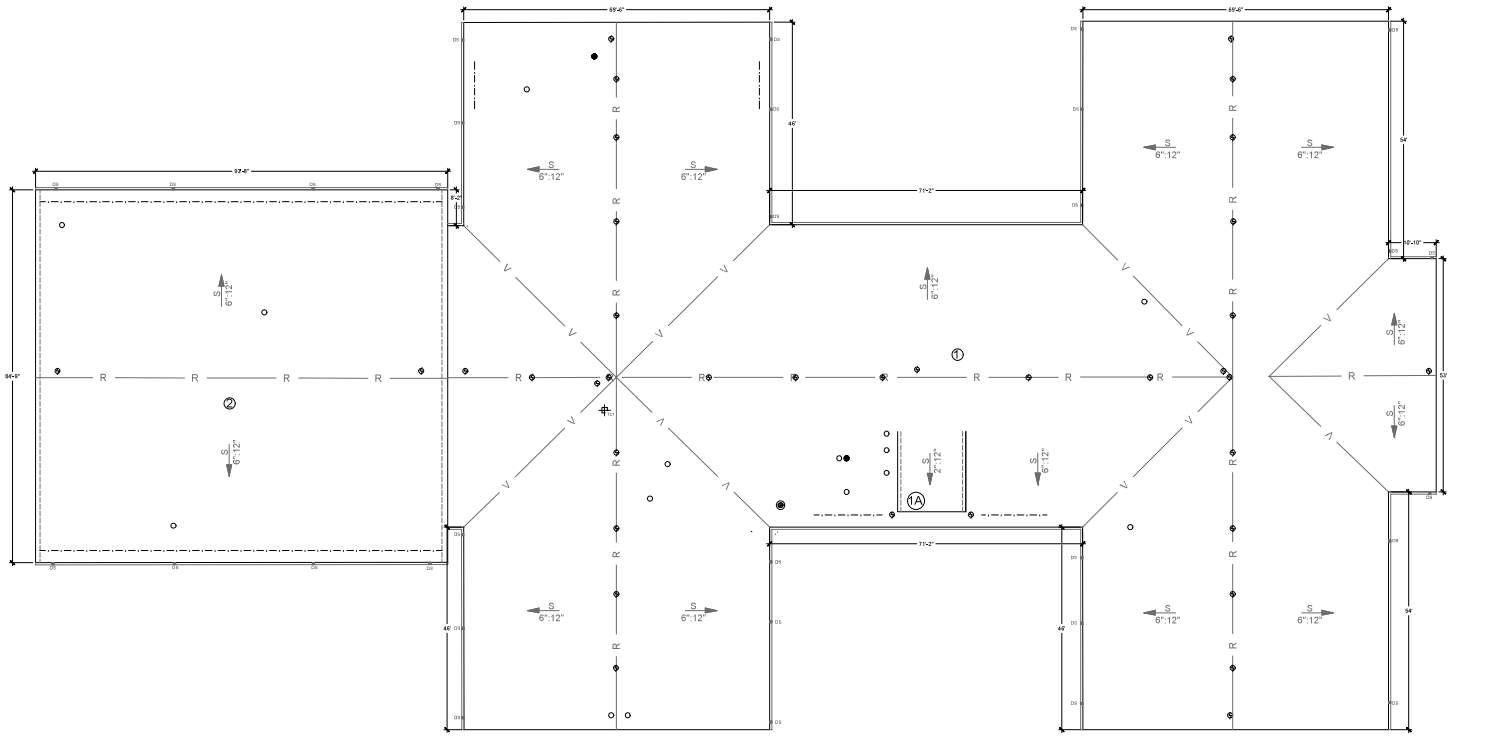

A USARC / VMF ROOF PLAN

SCALE: 3/4"=10'

PLAN NORTH

3/4"=10' 10 0 10 20

GENERAL NOTES:

1. SECTION 1 AND 2 DECK TYPE:
a. ACOUSTICAL STEEL DECK STRUCTURALLY SLOPED 6":12"

2. SECTION 1A DECK TYPE:
b. ACOUSTICAL STEEL DECK STRUCTURALLY SLOPED 2":12"

3. SECTION 1 EAVE HEIGHT: 13 FEET
SECTION 2 EAVE HEIGHT: 20 FEET

PIPE PENETRATION SIZES	
PIPE SIZE (INCHES)	QUANTITY
3	5
4	10
HOT STACK PENETRATION SIZES	
PIPE SIZE (INCHES)	QUANTITY
4	2

KEY

- ROOF EDGE
- RIDGE
- VALLEY
- GUTTER EDGE
- STRUCTURAL SLOPE
- SNOW GUARD
- ROOF OVERHANG
- SECTION INDICATOR
- PIPE PENETRATION
- SENSOR
- LIGHTNING PROTECTION
- HIGH HEAT PENETRATION
- NOTE NO.
- TEST CUT LOCATION

REI ENGINEERS

Engineering solutions for tomorrow®

4995 Lacross Rd. | Suite 1325
Charleston, SC 29406

SOUTH CAROLINA CERTIFICATE OF AUTHORIZATION #1906

www.reiengineers.com

SEALS:

PROJECT NAME:

US ARMY RESERVE

ROOF ASSESSMENT
PA163

405 E COLLEGE AVE
BELLEFONTE, PA 17022

PROJECT NO:

23CHS-020

DRAWN BY: RW

ISSUE:

NO.	DATE	DESCRIPTION

THIS LINE IS 1 INCH ON THE ORIGINAL DRAWING

IF IT IS NOT 1 INCH ON THIS PAGE, SCALE DRAWING ACCORDINGLY

SHEET TITLE

ROOF PLAN

DRAWING

A-001

W912QR26PBSH_NRP07-0000

Attachment C

Site Inspection Report
31 October 2024

Note: This attachment is for documentation of existing conditions. The requirements of the 01 11 50.00 06 and the base MATOC take precedence over any recommended repairs included in this inspection report.

ENGINEERS

ROOF ASSESSMENT REPORT

FOR

US Army Corps of Engineers

NATIONAL ROOFING PROGRAM (NRP)
FY23 1-N, PA163
405 E COLLEGE AVENUE
BELLEFONTE, PENNSYLVANIA 16823

OCTOBER 31, 2024

REI PROJECT NO. 23CHS-020

REI ENGINEERS

PA163

ROOF ASSESSMENT REPORT

TABLE OF CONTENTS

I. OVERALL MAP 3
II. USARC TRAINING CENTER-VMF SITE OVERVIEW 4
III. USARC TRAINING CENTER SECTION 1 5
- A. SECTION 1 COMPOSITION 5
- B. SECTION 1 OBSERVATION 6
- C. SECTION 1 DEFICIENCIES 7
- D. SECTION 1 SUMMARY 15

III. VMF SECTION 2 17
- A. SECTION 2 COMPOSITION 17
- B. SECTION 2 OBSERVATION 18
- C. SECTION 2 DEFICIENCIES 19
- D. SECTION 2 SUMMARY 21

IV. ROOF PLANS 23
- A. USARC TRAINING CENTER- VMF ROOF PLAN 23

PA163 OVERALL MAP
VMF BUILDING
USARC BUILDING
W912QR26R1BSH_NRP07-0000

PA163 - USARC-VMF
405 E College Avenue
Bellefonte, PA 16823

Site Overview

Total Sections: 2
Total Sq Ft: 39,812

Map	Name	Sq Ft	Est Install
1	Section 1 USARC-Training Cntr	31,626	2007
2	Section 2 VMF	8,186	2007

PA163 - USARC-VMF
405 E College Avenue
Bellefonte, PA 16823

Composition

Section: Section 1 USARC-Training Cntr
Size: 31,626

Inspection Date: 09/18/2024
Inspector: Mike Ross

Test Cut #1
Asphalt Shingles
Shingle underlayment
Hunter-Cool Vent Insulation Panel System consisting of:
7/16" OSB Sheathing
Solid wood spacers
Poly Iso Insulation 2.5"
Felt underlayment
Poly Iso Insulation 2.5"
Vapor barrier
Metal deck

Architectural Shingles

PA163 - USARC-VMF
405 E College Avenue
Bellefonte, PA 16823

Observations

Section: Section 1 USARC-Training Cntr
Size: 31,626

Inspection Date: 09/18/2024
Inspector: Mike Ross

Overview

Overview

Overview

Overview

PA163 - USARC-VMF
405 E College Avenue
Bellefonte, PA 16823

Deficiencies

Section: Section 1 USARC-Training Cntr
Size: 31,626

Inspection Date: 09/18/2024
Inspector: Mike Ross

Shingles - Fasteners Not Sealed (Remedial)
Quantity: 125 EA
Deficiency:
Fasteners within roofing components are not sealed and/or sealant is failing.
Corrective Action:
The shingles are nearing the end of their life cycle and should be budgeted for replacement.

Shingles - Age Deterioration (Remedial)
Quantity: 31626 EA
Deficiency:
Clawing, curling, and excessive loss of granules visible to a shingle likely due to the age of the shingles, weathering, and foot traffic.
Corrective Action:
The shingles are nearing the end of their life cycle and should be budgeted for replacement.

PA163 - USARC-VMF
405 E College Avenue
Bellefonte, PA 16823

Deficiencies (continued)

Section: Section 1 USARC-Training Cntr
Size: 31,626

Inspection Date: 09/18/2024
Inspector: Mike Ross

Rooftop Equipment - Rusting Vent Stacks (Remedial)
Quantity: 4 EA
Deficiency:
Vent stacks rust due to age and/or caustic materials being vented. **Corrective Action:**
The shingles are nearing the end of their life cycle and should be budgeted for replacement.

General - Previous repair failure (Remedial)
Quantity: 1 EA
Deficiency:
Existing repair is failing due to age or improper repair.
Corrective Action:
The shingles are nearing the end of their life cycle and should be budgeted for replacement.

PA163 - USARC-VMF
405 E College Avenue
Bellefonte, PA 16823

Deficiencies (continued)

Section: Section 1 USARC-Training Cntr
Size: 31,626

Inspection Date: 09/18/2024
Inspector: Mike Ross

Shingles - Damaged Shingles (Remedial)
Quantity: 20 EA
Deficiency:
Splits, tears, punctures, or impact observed in shingles.
Corrective Action:
The shingles are nearing the end of their life cycle and should be budgeted for replacement.

General - Previous repair failure (Remedial)
Quantity: 1 EA
Deficiency:
Existing repair is failing due to age or improper repair.
Corrective Action:
The shingles are nearing the end of their life cycle and should be budgeted for replacement.

PA163 - USARC-VMF
405 E College Avenue
Bellefonte, PA 16823

Deficiencies (continued)

Section: Section 1 USARC-Training Cntr
Size: 31,626

Inspection Date: 09/18/2024
Inspector: Mike Ross

Shingles - Age Deterioration (Remedial)
Quantity: 20 Sq Ft
Deficiency:
Clawing, curling and excessive loss of granules visible to a shingle likely due to the age of the shingles, weathering, and foot traffic.
Corrective Action:
The shingles are nearing the end of their life cycle and should be budgeted for replacement.

Shingles - Lumps/ Ridges/ Sags (Remedial)
Quantity: 40 LF
Deficiency:
Lumps, ridges, or sags are visible on the roof surface. This can be caused by cupping or warping of the underlying deck, wrinkles in the underlying felts, or debris present under the shingles.
Corrective Action:
The shingles in this area need to be removed to determine the cause. Once the cause is determined, the necessary repair should be made per industry standards at the time of roof replacement.

PA163 - USARC-VMF
405 E College Avenue
Bellefonte, PA 16823

Deficiencies (continued)

Section: Section 1 USARC-Training Cntr
Size: 31,626

Inspection Date: 09/18/2024
Inspector: Mike Ross

Shingles - Fasteners Not Sealed (Remedial)
Quantity: 225 EA
Deficiency:
Fasteners within roofing components are not sealed and/or sealant is failing.
Corrective Action:
The shingles are nearing the end of their life cycle and should be budgeted for replacement.

Penetration - Deteriorated Pipe Penetration Flashing (Remedial)
Quantity: 8 EA
Deficiency:
Pipe penetration flashing is deteriorated and at the end of its serviceable life.
Corrective Action:
The shingles are nearing the end of their life cycle and should be budgeted for replacement.

PA163 - USARC-VMF
405 E College Avenue
Bellefonte, PA 16823

Deficiencies (continued)

Section: Section 1 USARC-Training Cntr
Size: 31,626

Inspection Date: 09/18/2024
Inspector: Mike Ross

Shingles - Lumps/ Ridges/ Sags (Remedial)
Quantity: 600 LF
Deficiency:
Lumps, ridges, or sags are visible on the roof surface. This can be caused by cupping or warping of the underlying deck, wrinkles in the underlying felts, or debris present under the shingles.
Corrective Action:
The shingles are nearing the end of their life cycle and should be budgeted for replacement.

Shingles - Missing Hip or Ridge Cap (Remedial)
Quantity: 15 EA
Deficiency:
Hip/ridge shingles have become unattached or have been blown off.
Corrective Action:
The shingles are nearing the end of their life cycle and should be budgeted for replacement.

PA163 - USARC-VMF
405 E College Avenue
Bellefonte, PA 16823

Deficiencies (continued)

Section: Section 1 USARC-Training Cntr
Size: 31,626

Inspection Date: 09/18/2024
Inspector: Mike Ross

General - Previous repair failure (Remedial)
Quantity: 3 EA
Deficiency:
Existing repair is failing due to age or improper repair.
Corrective Action:
The shingles are nearing the end of their life cycle and should be budgeted for replacement.

Shingles - Damaged Shingles (Remedial)
Quantity: 15 EA
Deficiency:
Splits, tears, punctures, or impact observed in shingles.
Corrective Action:
The shingles are nearing the end of their life cycle and should be budgeted for replacement.

PA163 - USARC-VMF
405 E College Avenue
Bellefonte, PA 16823

Deficiencies (continued)

Section: Section 1 USARC-Training Cntr
Size: 31,626

Inspection Date: 09/18/2024
Inspector: Mike Ross

Exterior Envelope - Sealant Deterioration Significant (Remedial)
Quantity: 1045 LF
Deficiency:
Sealant is deteriorated to the point of failure and no longer provides a watertight condition.
Corrective Action:
Remove existing sealant and replace per industry standard.

PA163 - USARC-VMF
405 E College Avenue
Bellefonte, PA 16823

Summary

Section: Section 1 USARC-Training Cntr
Size: 31,626

Inspection Date: 09/18/2024
Inspector: Mike Ross

Condition Summary
Estimated Replacement: 2025

Recommendations
The observations and recommendations submitted for the subject roofs are based on visual observations and graded based on the condition of the installed roof system and roof sheet metal flashings as they exist today.

The roof is an architectural shingle roof, which appears to be the original roof installed during the construction of the building. The current roof system is approximately 17 to 18 years old, and no manufacturer's warranty is known. The gutter is original and is in fair condition.

The roof was installed over a Hunter Cool-Vent decking system, which consists of 4'x8' panels of closed cell rigid polyisocyanurate, a middle layer of solid wood spacers creating a standard 1" air space, and a top layer of APA/ TECO rated OSB or plywood.

Lightning protection is present, and the associated sheet metal details were observed to be made from painted steel.

The overall condition of the architectural shingle roof is poor and is at the end of its life cycle. We recommend the roof be replaced within the next year.

Access to the roof area is provided by a ladder from the ground.

Exterior sealants are in poor condition and should be budgeted for replacement within the next year.

PA163 - USARC-VMF
405 E College Avenue
Bellefonte, PA 16823

Summary

Section: Section 1 USARC-Training Cntr
Size: 31,626

Inspection Date: 09/18/2024
Inspector: Mike Ross

1 - Section 1 USARC-Training Cntr (31,626 Sq Ft)

Deficiency	Qty	Remedial	Replacement
Fasteners Not Sealed	125 EA		
Age Deterioration	31626 EA		
Rusting Vent Stacks	4 EA		
Previous repair failure	1 EA		
Damaged Shingles	20 EA		
Previous repair failure	1 EA		
Age Deterioration	20 Sq Ft		
Lumps/ Ridges/ Sags	40 LF		
Fasteners Not Sealed	225 EA		
Deteriorated Pipe Penetration ...	8 EA		
Lumps/ Ridges/ Sags	600 LF		
Missing Hip or Ridge Cap	15 EA		
Previous repair failure	3 EA		
Damaged Shingles	15 EA		
Sealant Deterioration Signific...	1045 LF		
Full Replacement	31,626 Sq Ft		
Total			

PA163 - USARC-VMF
405 E College Avenue
Bellefonte, PA 16823

Composition

Section: Section 2 VMF
Size: 8,186

Inspection Date: 09/18/2024
Inspector: Mike Ross

Architectural Shingles
Shingle underlayment
Hunter-Cool Vent Insulation Panel System consisting of:
7/16" OSB Sheathing
Solid wood spacers
Poly Iso Insulation 2.5"
Felt underlayment
Poly Iso Insulation 2.5"
Vapor barrier
Metal deck

PA163 - USARC-VMF
405 E College Avenue
Bellefonte, PA 16823

Observations

Section: Section 2 VMF
Size: 8,186

Inspection Date: 09/18/2024
Inspector: Mike Ross

Overview

Overview

PA163 - USARC-VMF
405 E College Avenue
Bellefonte, PA 16823

Deficiencies

Section: Section 2 VMF
Size: 8,186

Inspection Date: 09/18/2024
Inspector: Mike Ross

Shingles - Age Deterioration (Remedial)
Quantity: 6500 Sq Ft
Deficiency:
Clawing, curling and excessive loss of granules visible to a shingle likely due to the age of the shingles, weathering, and foot traffic.
Corrective Action:
The shingles are nearing the end of their life cycle and should be budgeted for replacement.

Shingles - Lumps/ Ridges/ Sags (Remedial)
Quantity: 325 Sq Ft
Deficiency:
Lumps, ridges, or sags are visible on the roof surface. This can be caused by cupping or warping of the underlying deck, wrinkles in the underlying felts, or debris present under the shingles.
Corrective Action:
The shingles in this area need to be removed to determine the cause. Once the cause is determined, the necessary repair should be made per industry standards at the time of roof replacement.

PA163 - USARC-VMF
405 E College Avenue
Bellefonte, PA 16823

Deficiencies (continued)

Section: Section 2 VMF
Size: 8,186

Inspection Date: 09/18/2024
Inspector: Mike Ross

Penetration - Deteriorated Pipe Penetration Flashing (Remedial)
Quantity: 2 EA
Deficiency:
Pipe penetration flashing is deteriorated and at the end of its serviceable life.
Corrective Action:
The shingles are nearing the end of their life cycle and should be budgeted for replacement.

Exterior Envelope - Sealant Deterioration Significant (Remedial)
Quantity: 320 LF
Deficiency:
Sealant is deteriorated to the point of failure and no longer provides a watertight condition.
Corrective Action:
Remove existing sealant and backer rod and replace per industry standard.

PA163 - USARC-VMF
405 E College Avenue
Bellefonte, PA 16823

Summary

Section: Section 2 VMF
Size: 8,186

Inspection Date: 09/18/2024
Inspector: Mike Ross

Condition Summary
Estimated Replacement: 2025

Recommendations
The observations and recommendations submitted for the subject roofs are based upon visual observations and graded based on the condition of the installed roof system and roof sheet metal flashings as they exist today.

The roof is an architectural shingle roof, which appears to be the original roof installed during the construction of the building. The current roof system is approximately 17 to 18 years old, and no manufacturer's warranty is known. The gutter is original and is in fair condition.

The roof was installed over a Hunter Cool-Vent decking system, which consists of 4'x8' panels of closed cell rigid polyisocyanurate, a middle layer of solid wood spacers, creating a standard 1" air space and a top layer of APA/ TECO rated OSB or plywood.

Lightning protection is present, and associated sheet metal details were observed to be made from painted steel.

The overall condition of the architectural shingle roof is poor and is at the end of its life cycle. We recommend the roof be replaced within the next year.

Access to the roof area is provided by a ladder from the ground.

Exterior sealants are in poor condition and should be budgeted for replacement within the next year.

PA163 - USARC-VMF
405 E College Avenue
Bellefonte, PA 16823

Summary

Section: Section 2 VMF
Size: 8,186

Inspection Date: 09/18/2024
Inspector: Mike Ross

2 - Section 2 VMF (8,186 Sq Ft)

Deficiency	Qty	Remedial	Replacement
Age Deterioration	6500 Sq Ft		
Lumps/ Ridges/ Sags	325 Sq Ft		
Deteriorated Pipe Penetration ...	2 EA		
Sealant Deterioration Signific...	320 LF		
Full Replacement	8,186 Sq Ft		
Total			