CORPS OF ENGINEERS

U. S. ARMY

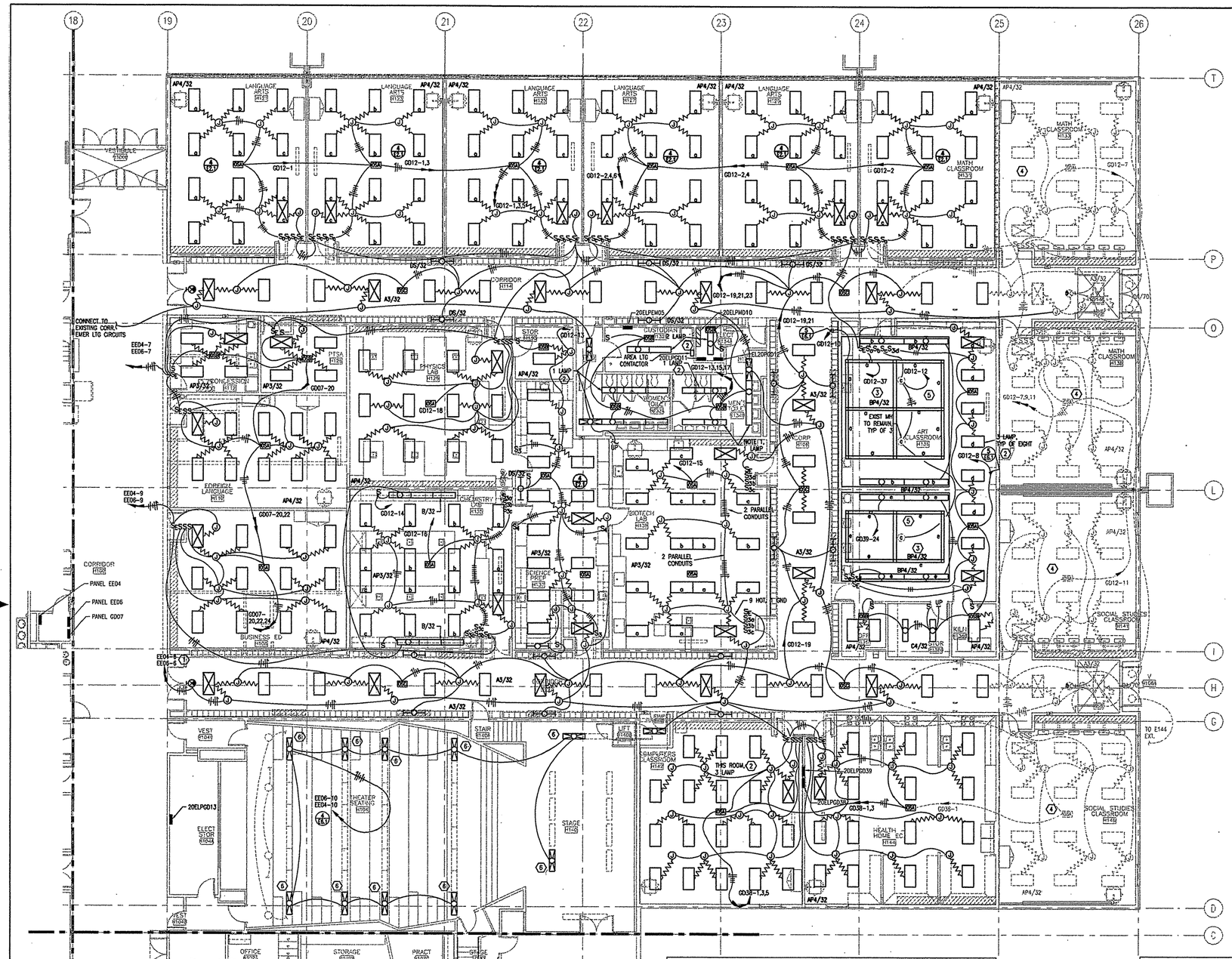


1 E2.1 **AREA 'E' LIGHTING FLOOR PLAN**
1/8" = 1'-0"

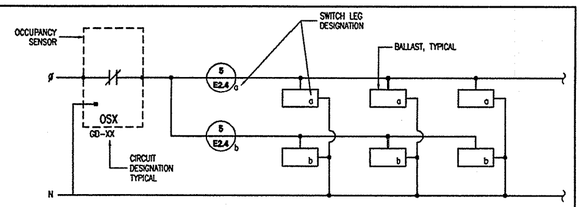


4 E2.1 **CLASSROOM SWITCHING SCHEMATIC**
NO SCALE

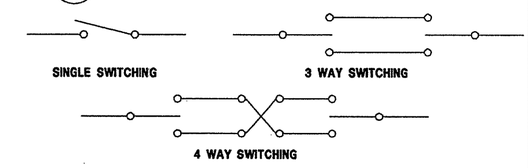


5 E2.1 **MANUAL SWITCHING AS INDICATED ON FLOOR PLAN**
NO SCALE

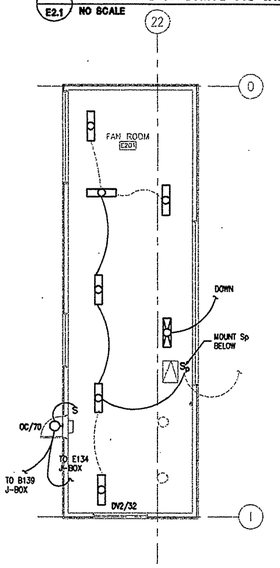


2 E2.1 **FAN ROOM PLAN**
1/8" = 1'-0"

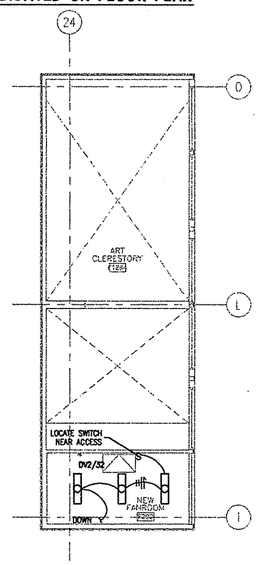


3 E2.1 **CLERESTORY PLAN**
1/8" = 1'-0"

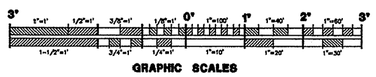


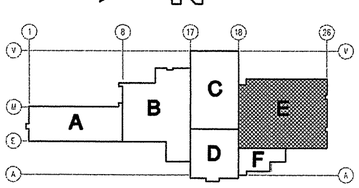


## UNDER CABINET LIGHTING FIXTURES

| ROOM NO. | NO. OF FIXTURES | FIXTURE TYPE | LOCATION | CIRCUIT | CIRCUIT VOLT-AMPS |
|---|---|---|---|---|---|
| H121 | 4 | TYPE B | UNDER CABINET - SOUTH | GD12-1 | 1594 |
| H123 | 4 | TYPE B | UNDER CABINET - SOUTH | GD12-3 | 1594 |
| H125 | 4 | TYPE B | UNDER CABINET - SOUTH | GD12-5 | 1594 |
| H127 | 4 | TYPE B | UNDER CABINET - SOUTH | GD12-2 | 1594 |
| H129 | 4 | TYPE B | UNDER CABINET - SOUTH | GD12-4 | 1594 |
| H131 | 4 | TYPE B | UNDER CABINET - SOUTH | GD12-6 | 1594 |
| H112 | 2 | TYPE B | UNDER CABINET - EAST | GD7-20 | 772 |
| H110 | 3 | TYPE B | UNDER CABINET - WEST | GD7-22 | 1308 |
| H108 | 5 | TYPE B | UNDER CABINET - WEST | GD7-24 | 1630 |
| H139 | 3 | TYPE B | UNDER CABINET - NORTH | GD12-15 | 1620 |
| H144 | 4 | TYPE B | UNDER CABINET - SOUTH | GD38-3 | 1890 |
| H142 | 4 | TYPE B | UNDER CABINET - NORTH | GD38-5 | 1740 |

## UNDER CABINET LIGHTING FIXTURES (CONT.)

| ROOM NO. | NO. OF FIXTURES | FIXTURE TYPE | LOCATION | CIRCUIT | CIRCUIT VOLT-AMPS |
|---|---|---|---|---|---|
| H133 | 4 | TYPE B | UNDER CABINET - SOUTH | GD12-7 | 1594 |
| H138 | 4 | TYPE B | UNDER CABINET - NORTH | GD12-9 | 1594 |
| H141 | 4 | TYPE B | UNDER CABINET - SOUTH | GD12-11 | 1594 |
| H146 | 4 | TYPE B | UNDER CABINET - NORTH | GD38-1 | 1530 |
| H117 | 5 | TYPE B | UNDER CABINET - EAST | GD33-3 | 1430 |
| H105 | 4 | TYPE B | UNDER CABINET | GD20-4 | 994 |
| H107 | 4 | TYPE B | UNDER CABINET | GD20-5 | 844 |
| H109 | 2 | TYPE B | UNDER CABINET - 2 LOCATIONS | GD21-3 | 1622 |
| H111 | 3 | TYPE B | UNDER CABINET | GD31-5 | 858 |
| H115 | 1 | TYPE B | UNDER CABINET | GD23-1 | 1536 |
| H120 | 4 | TYPE B | UNDER CABINET | GD23-1 | 1694 |
| H118 | 4 | TYPE B | UNDER CABINET | GD23-4 | 1094 |
| H116 | 4 | TYPE B | UNDER CABINET | GD21-2 | 1094 |
| H114 | 4 | TYPE B | UNDER CABINET | GD21-6 | 1094 |
| H112 | 4 | TYPE B | UNDER CABINET | GD20-7 | 1094 |
| H110 | 4 | TYPE B | UNDER CABINET | GD20-8 | 1094 |
| H106 | 4 | TYPE B | UNDER CABINET | GD19-9 | 1894 |

NOTE: PROVIDE AND INSTALL UNDER CABINET LOGHTING FIXTURES, ON THE CIRCUITS NOTED. EACH ROW OF LIGHT FIXTURES SHALL BE INSTALLED WITH A FLUSH, WALL MOUNTED SWITCH.

## GENERAL NOTES – SHEET E2.1

1. PROVIDE OCCUPANCY SENSOR AUXILIARY RELAYS AS REQUIRED.

## HEX NOTES – SHEET E2.1

1. CORRIDOR LIGHTING SHALL BE CIRCUITED TO TRANSFERRED AND UN-TRANSFERRED EMERGENCY POWER AND SHALL BE SWITCHED THROUGH AN SE SWITCH IN ROOM B116. EXIT SIGN(S) SHALL BE CIRCUITED TO TRANSFERRED EMERGENCY POWER AND SHALL BE UN-SWITCHED.
2. RETROFIT EXISTING FIXTURES WHERE INDICATED BY THIS NOTE. CLEAN, RE- LAMP AND RE-BALLAST FIXTURES WITH T8 LAMPS AND ELECTRONIC BALLASTS. QUANTITY OF LAMPS IS AS SHOWN.
3. PENDANT MOUNT FIXTURES, BOTTOM EDGE EVEN WITH LOWER CEILING. PROVIDE 1/8" AIRCRAFT CABLE SWAY LIMITERS AT EACH CORNER. FIXTURES DRAWN TO SCALE.
4. NO NEW WORK IN THIS RM. EXISTING DEVICES SHOWN FOR REFERENCE ONLY.
5. PROVIDE SPX LAMPS IN THIS ROOM AS OPTION 1A.
6. RECIRCUIT EXISTING FIXTURE FOR EMERGENCY LIGHT AS SHOWN

**REFERENCE NO. E2.1**

| REV. | DATE | C.O. | ACTION | DESCRIPTION | BY | APP'D. |
|---|---|---|---|---|---|---|

CONTRACTOR _____ CONTRACT NO. _____
CITY _____ STATE _____
RECOMMENDED: PRIME CONTRACTOR | APPROVED: RESIDENT ENGINEER | DATE:

USKH — A quarter century of design for Alaska

ALASKA DISTRICT
CORPS OF ENGINEERS
ANCHORAGE, ALASKA

DESIGNED:
DRAWN:
TRACED:
CHECKED:
SUBMITTED:
GL SECT.

BEN EIELSON JR./SR. HIGH SCHOOL – PHASE 3
EIELSON AIR FORCE BASE, ALASKA

AREA 'E'
LIGHTING FLOOR PLAN

RECOMMENDED: CHIEF, MILITARY TECHNICAL ENGINEERING BRANCH
APPROVED: CHIEF ENGINEERING DIVISION | DATE:
SCALE: AS NOTED | SPEC. NO.
DRAWING NUMBER 28-02-38
SHEET OF