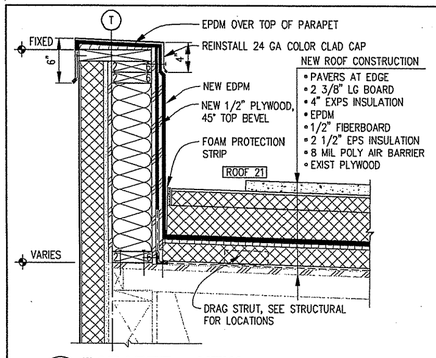

15 PARAPET - NEW
A8.2 A8.3 — ROOF 21 — SCALE: 1 1/2"=1'-0"

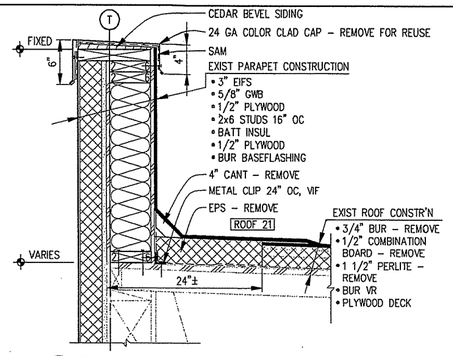

11 PARAPET - EXIST
A8.2 A8.3 — ROOF 21 — SCALE: 1 1/2"=1'-0"

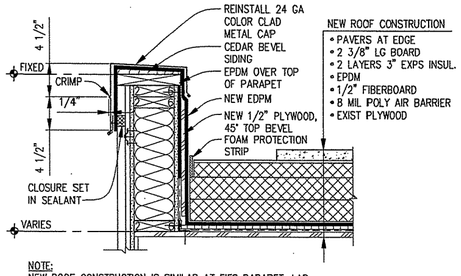

NOTE:
NEW ROOF CONSTRUCTION IS SIMILAR AT EIFS PARAPET. LAP EPDM OVER PARAPET & ONTO EIFS SIMILAR TO METAL SIDING.

7 PARAPET - NEW
A8.2 A8.3 — ROOF 17 — SCALE: 1 1/2"=1'-0"

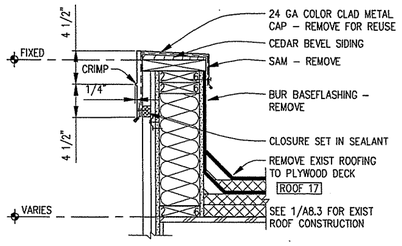

4 PARAPET - EXIST
A8.2 A8.3 — ROOF 17 — SCALE: 1 1/2"=1'-0"

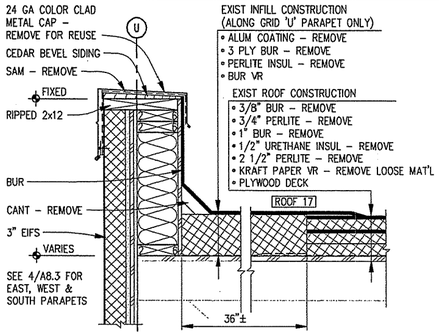

1 PARAPET - EXIST
A8.2 A8.3 — ROOF 17 (GRID 'U') — SCALE: 1 1/2"=1'-0"

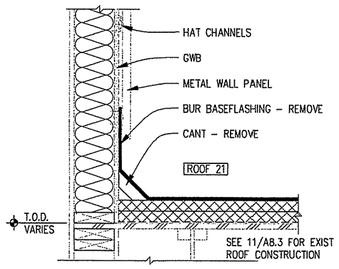

16 SIDEWALL - EXIST
A8.2 A8.3 — ROOF 21 — SCALE: 1 1/2"=1'-0"

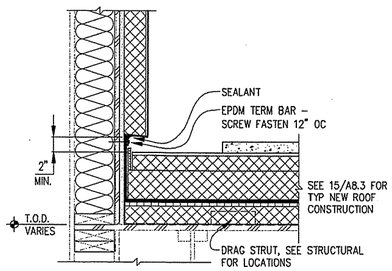

12 SIDEWALL - NEW
A8.2 A8.3 — ROOF 21 — SCALE: 1 1/2"=1'-0"

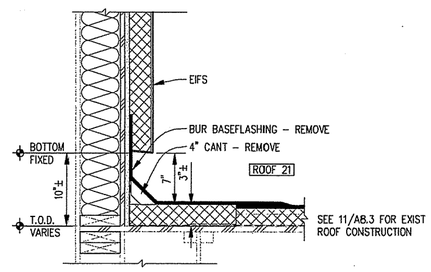

8 SIDEWALL - EXIST
A8.2 A8.3 — ROOF 21 — SCALE: 1 1/2"=1'-0"

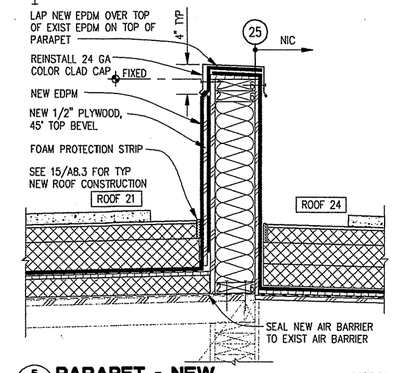

5 PARAPET - NEW
A8.2 A8.3 — ROOF 21 — SCALE: 1 1/2"=1'-0"

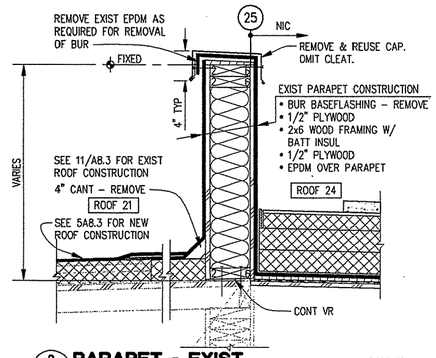

2 PARAPET - EXIST
A8.2 A8.3 — ROOF 21 — SCALE: 1 1/2"=1'-0"

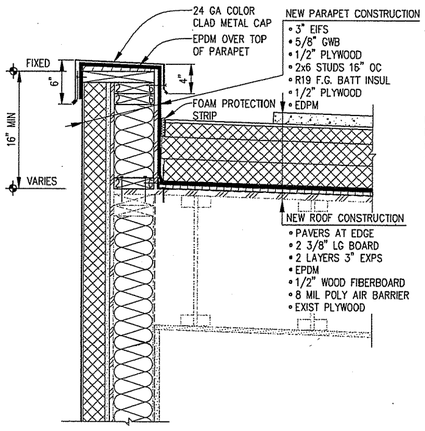

17 PARAPET - NEW
A8.2 A8.3 — ROOFS 13, 22, 23 — SCALE: 1 1/2"=1'-0"

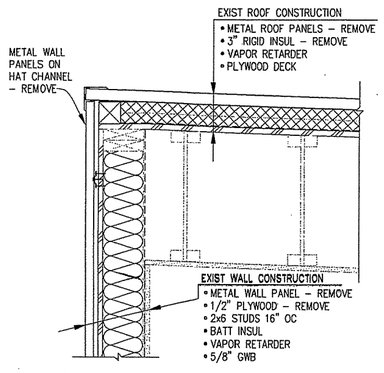

13 EDGE - EXIST
A8.2 A8.3 — ROOFS 13, 22, 23 — SCALE: 1 1/2"=1'-0"

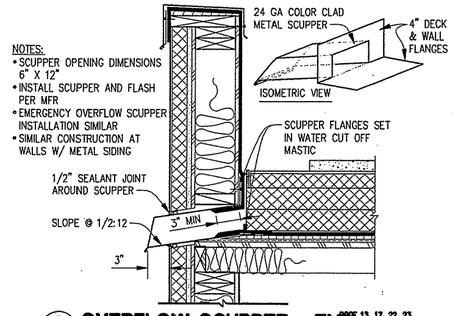

NOTES:
- SCUPPER OPENING DIMENSIONS 6" X 12"
- INSTALL SCUPPER AND FLASH PER MFR
- EMERGENCY OVERFLOW SCUPPER INSTALLATION SIMILAR
- SIMILAR CONSTRUCTION AT WALLS W/ METAL SIDING

9 OVERFLOW SCUPPER - TYP
A8.2 A8.3 — ROOF 13, 17, 22, 23 ROOF 21 SYM. — SCALE: 1 1/2"=1'-0"

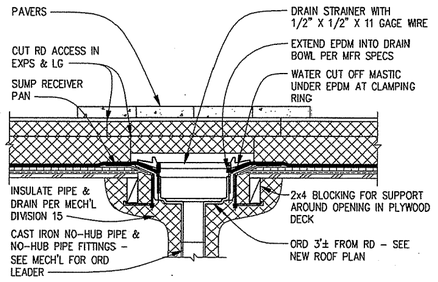

6 RD / ORD - TYP
A8.2 A8.3 — ROOF 17 — SCALE: 1 1/2"=1'-0"

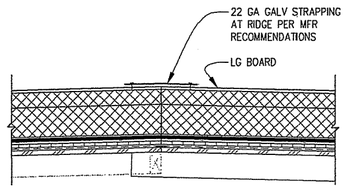

3 RIDGE SECUREMENT - TYP
A8.2 A8.3 — ROOF 13, 17, 22, 23 ROOF 21 SYM. — SCALE: N.T.S.

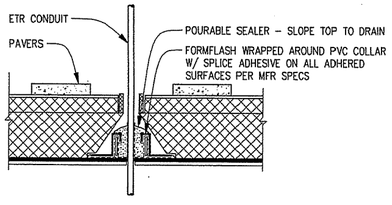

18 ETR - NEW
GEN. A8.3 — ROOF 13, 17, 22, 23 ROOF 21 SYM. — SCALE: 1 1/2"=1'-0"

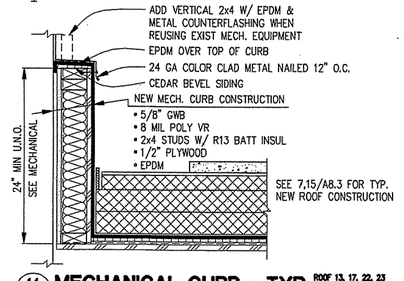

14 MECHANICAL CURB - TYP
A8.2 A8.3 — ROOF 13, 17, 22, 23 ROOF 21 SYM. — SCALE: 1 1/2"=1'-0"

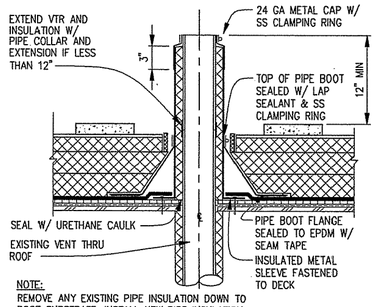

NOTE:
REMOVE ANY EXISTING PIPE INSULATION DOWN TO ROOF SUBSTRATE. INSTALL NEW PIPE INSULATION OVER EXISTING VTR.

10 VTR - TYP
A8.2 A8.3 — ROOF 13, 17, 22, 23 ROOF 21 SYM. — SCALE: 1 1/2"=1'-0"

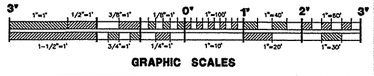

GRAPHIC SCALES

REFERENCE NO. A8.3

REV.	DATE	C.O.	ACTION	DESCRIPTION	BY	APP'D.

CONTRACT NO.
CONTRACTOR
CITY STATE

RECOMMENDED: PRIME CONTRACTOR
APPROVED: RESIDENT ENGINEER
DATE:

USKH — A quarter century of design for Alaskans

ALASKA DISTRICT
CORPS OF ENGINEERS
ANCHORAGE, ALASKA

DESIGNED: HAP
DRAWN: RWP
TRACED:
CHECKED: JAH
SUBMITTED:
DI. SEC.

BEN EIELSON JR./SR. HIGH SCHOOL – PHASE 3
EIELSON AIR FORCE BASE, ALASKA
ARCHITECTURAL

ROOF DETAILS

RECOMMENDED: CHIEF, MILITARY TECHNICAL ENGINEERING BRANCH
APPROVED: CHIEF ENGINEERING DIVISION
DATE:

SCALE: AS SHOWN
SPEC. NO.
DRAWING NUMBER 29-02-38
SHEET OF