CORPS OF ENGINEERS

U. S. ARMY

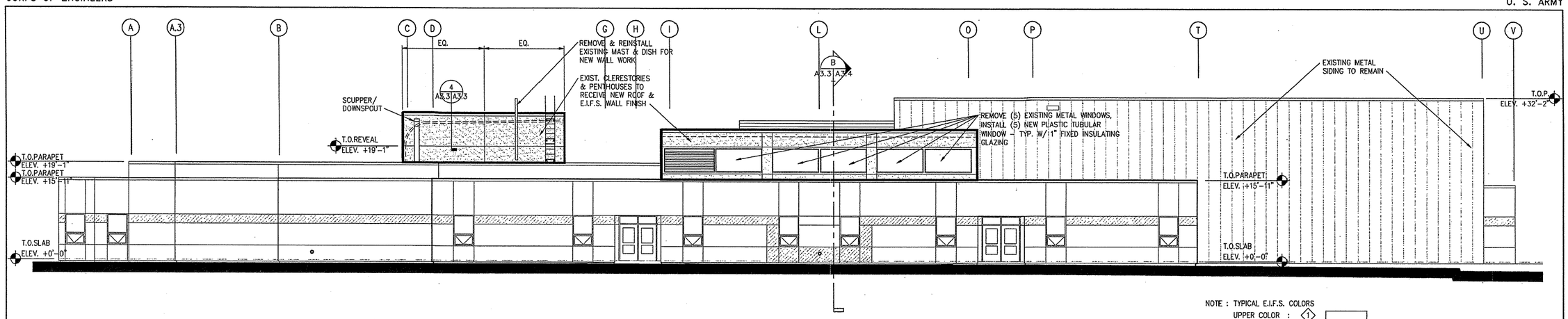

NOTE : TYPICAL E.I.F.S. COLORS
UPPER COLOR : 1
ACCENT COLOR : 2
LOWER COLOR : 3
SEE ROOM FINISH SCHEDULE UNSCHEDULED COLORS

1 EAST EXTERIOR ELEVATION

A2.1 A3.3 A2.2

SCALE: 1/8"=1'-0"

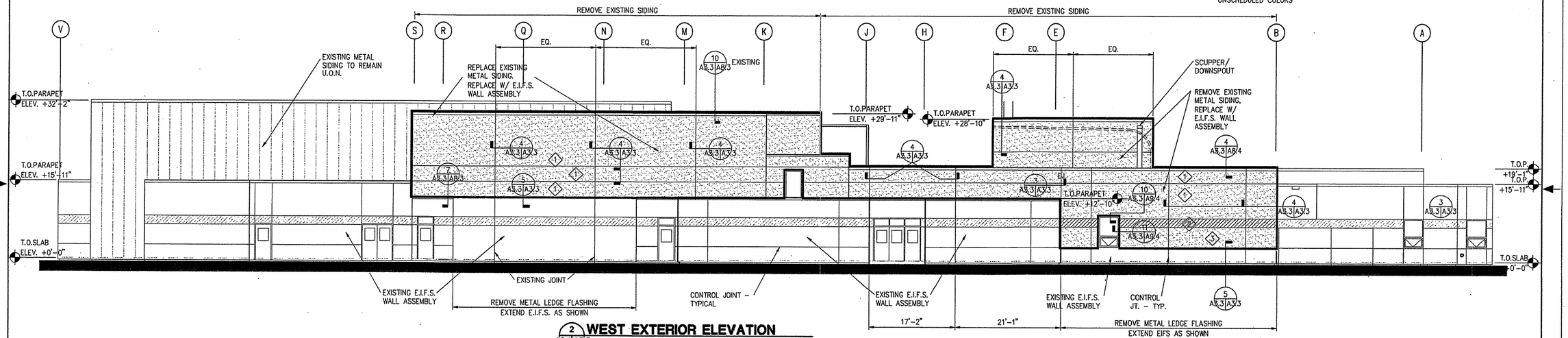

2 WEST EXTERIOR ELEVATION

A2.1 A3.3

SCALE: 1/8"=1'-0"

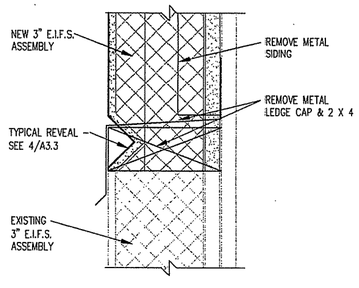

5 TYPICAL TIE-IN JOINT DETAIL

A3.1 A3.3 A3.2 A3.3

HORIZONTAL/VERTICAL

SCALE: 6"=1'-0"

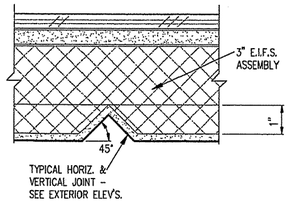

4 TYPICAL CONTROL JOINT DETAIL

A3.1 A3.3 A3.2 A3.3

HORIZONTAL/VERTICAL

SCALE: 6"=1'-0"

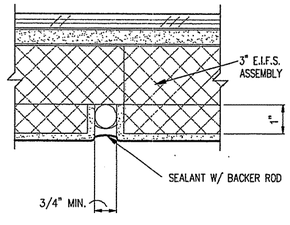

3 EXPANSION JOINT DETAIL

A3.1 A3.3 A3.2 A3.3

HORIZONTAL/VERTICAL

SCALE: 6"=1'-0"

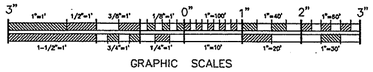

GRAPHIC SCALES

REFERENCE NO. A3.3

REV.	DATE	C.O.	ACTION	DESCRIPTION	BY	APP'D.

CONTRACTOR _____ CONTRACT NO. _____

CITY _____ STATE _____

RECOMMENDED: _____ PRIME CONTRACTOR

APPROVED: _____ RESIDENT ENGINEER

DATE:

USKH — A quarter century of design for Alaskans

ALASKA DISTRICT
CORPS OF ENGINEERS
ANCHORAGE, ALASKA

DESIGNED: HAP
DRAWN: MAF
TRACED:
CHECKED: JAH
SUBMITTED:
CH. SECT.

BEN EIELSON JR./SR. HIGH SCHOOL - PHASE 3
EIELSON AIR FORCE BASE, ALASKA
ARCHITECTURAL

EXTERIOR ELEVATIONS

RECOMMENDED: _____ CHIEF, MILITARY TECHNICAL ENGINEERING BRANCH

APPROVED: _____ CHIEF ENGINEERING DIVISION

DATE:

SCALE: 1/8"=1'-0"

SPEC. NO.

DRAWING NUMBER 29-02-38

SHEET OF