CORPS OF ENGINEERS

U. S. ARMY

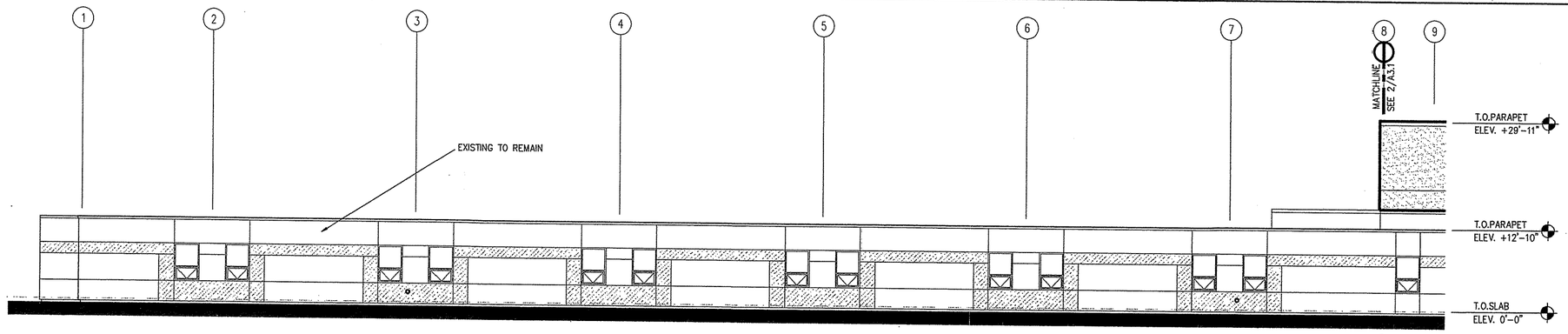

1 A2.1 A3.1 **SOUTH EXTERIOR ELEVATION**

SCALE: 1/8"=1'-0"

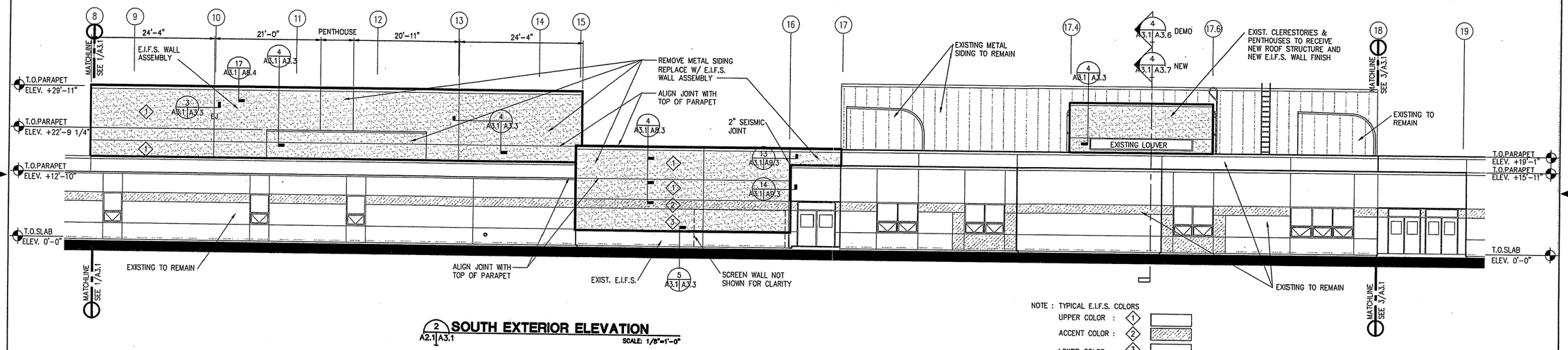

2 A2.1 A3.1 **SOUTH EXTERIOR ELEVATION**

SCALE: 1/8"=1'-0"

NOTE : TYPICAL E.I.F.S. COLORS

UPPER COLOR : 1

ACCENT COLOR : 2

LOWER COLOR : 3

SEE ROOM FINISH SCHEDULE UNSCHEDULED COLORS

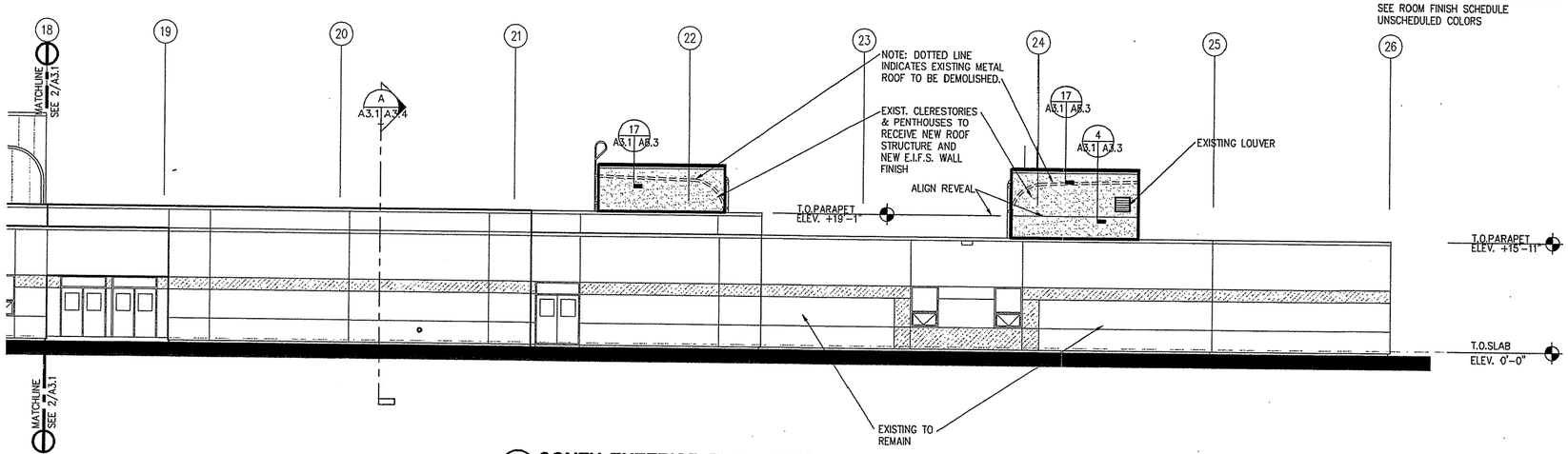

3 A2.1 A3.1 A2.2 **SOUTH EXTERIOR ELEVATION**

SCALE: 1/8"=1'-0"

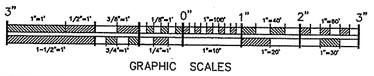

GRAPHIC SCALES

REV.	DATE	C.O.	ACTION	DESCRIPTION	BY	APP'D.

CONTRACT NO. _____

CONTRACTOR _____

CITY _____ STATE _____

RECOMMENDED: PRIME CONTRACTOR | APPROVED: RESIDENT ENGINEER | DATE:

USKH — A quarter century of design for Alaskans

ALASKA DISTRICT
CORPS OF ENGINEERS
ANCHORAGE, ALASKA

DESIGNED: HAP
DRAWN: MAF
TRACED:
CHECKED: JAH
SUBMITTED:
CH. SECT.

BEN EIELSON JR./SR. HIGH SCHOOL – PHASE 3
EIELSON AIR FORCE BASE, ALASKA
ARCHITECTURAL

EXTERIOR ELEVATIONS

RECOMMENDED: CHIEF, MILITARY TECHNICAL ENGINEERING BRANCH | APPROVED: CHIEF ENGINEERING DIVISION | DATE:

SCALE: 1/8"=1'-0" | SPEC. NO.

DRAWING NUMBER 29-02-38

SHEET OF

REFERENCE NO. A3.1