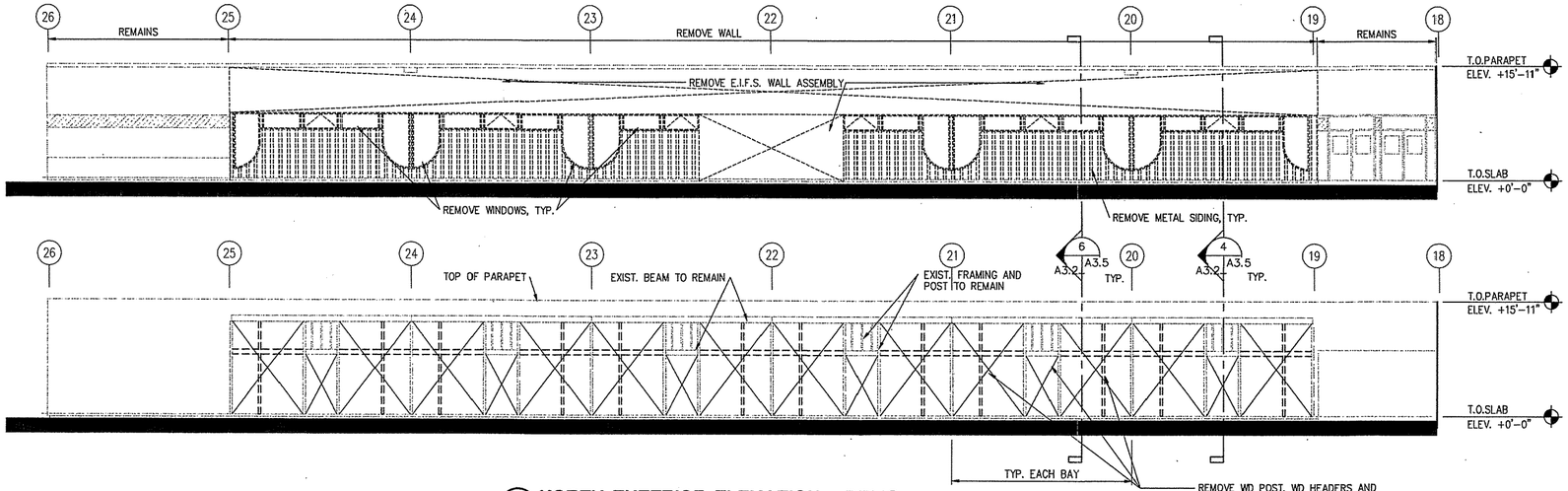

1 NORTH EXTERIOR ELEVATION - DEMO

D2.2 A3.2

SCALE: 1/8"=1'-0"

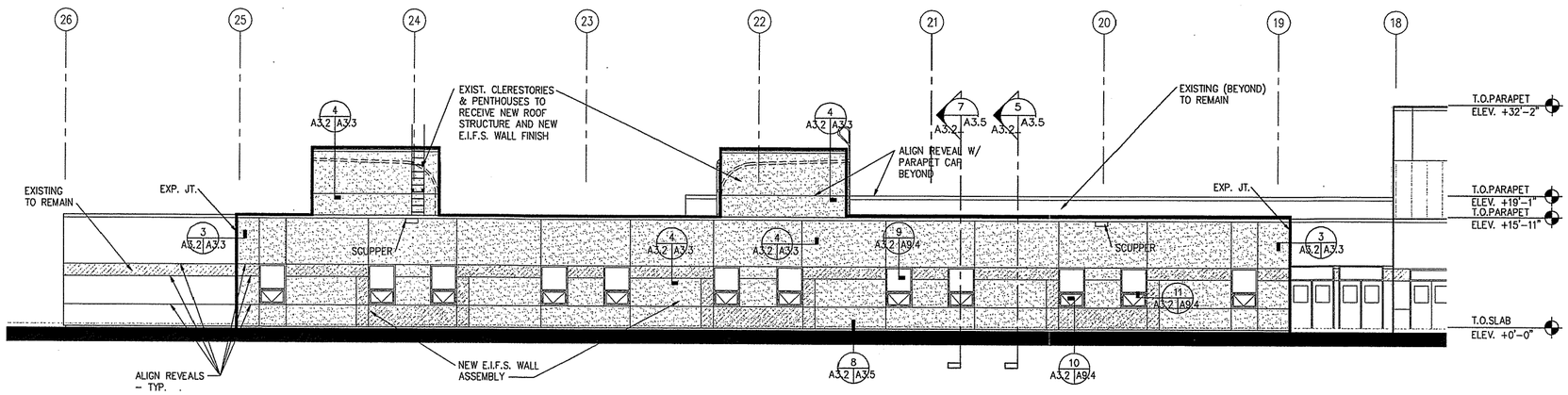

2 NORTH EXTERIOR ELEVATION - NEW WORK

A2.1 A3.2
A2.2

SCALE: 1/8"=1'-0"

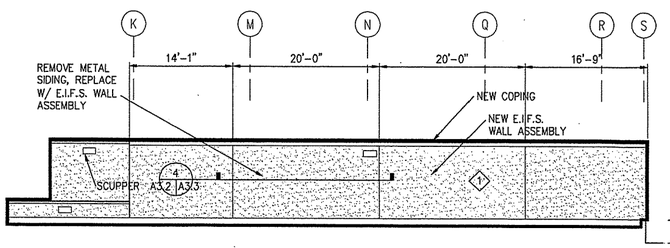

4 EAST SIDE GYMNASUIM ELEVATION

A3.2 A3.2

SCALE: 1/8"=1'-0"

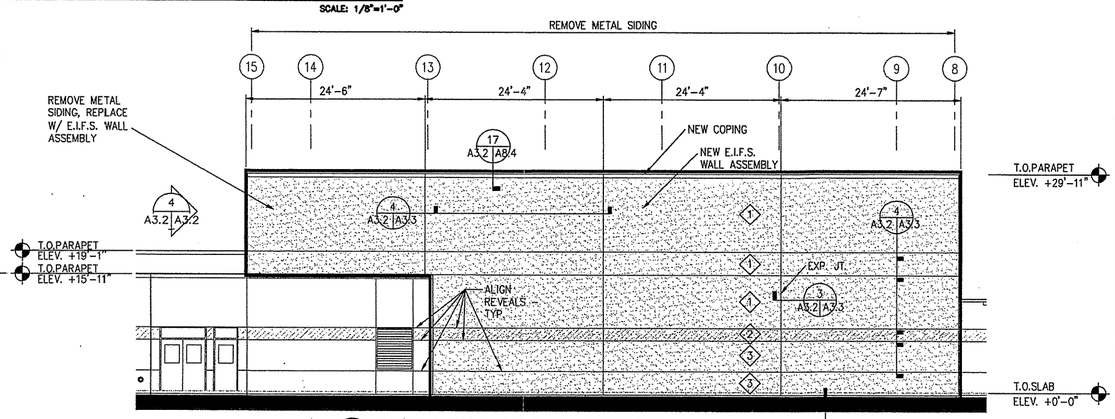

3 NORTH EXTERIOR ELEVATION

A2.1 A3.2

SCALE: 1/8"=1'-0"

NOTES:

1. TYPICAL E.I.F.S. COLORS
   UPPER COLOR : 1
   ACCENT COLOR : 2
   LOWER COLOR : 3
   SEE ROOM FINISH SCHEDULE UNSCHEDULED COLORS

2. THE NORTH EXTERIOR ELEVATION (DETAIL 2/A3.2) ILLUSTRATES NORTH WALL OF THE HIGH SCHOOL (AREA E) AS DESIGNED FOR OPTION 4A OF THE TASK ORDER SCHEDULE, SCHEDULE A, OPTIONAL ITEMS. FOR THE EXISTING EXTERIOR ELEVATION OF THE NORTH WALL, SEE DRAWING SHEET A2.2A (EXISTING NORTH ELEVATION).

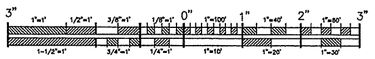

GRAPHIC SCALES

REV.	DATE	C.O.	ACTION	DESCRIPTION	BY	APP'D.

CONTRACTOR _____ CONTRACT NO. _____

CITY _____ STATE _____

RECOMMENDED: PRIME CONTRACTOR | APPROVED: RESIDENT ENGINEER | DATE:

USKH — A quarter century of design for Alaska

ALASKA DISTRICT
CORPS OF ENGINEERS
ANCHORAGE, ALASKA

DESIGNED: HAP
DRAWN: MAF
TRACED:
CHECKED: JAH
SUBMITTED:
SR. SECT.

BEN EIELSON JR./SR. HIGH SCHOOL – PHASE 3
EIELSON AIR FORCE BASE, ALASKA
ARCHITECTURAL

EXTERIOR ELEVATIONS

RECOMMENDED: CHIEF, MILITARY TECHNICAL ENGINEERING BRANCH | APPROVED: CHIEF ENGINEERING DIVISION | DATE:

SCALE: 1/8"=1'-0" | SPEC. NO.

DRAWING NUMBER 29-02-38

SHEET OF

REFERENCE NO. A3.2