CORPS OF ENGINEERS

U. S. ARMY

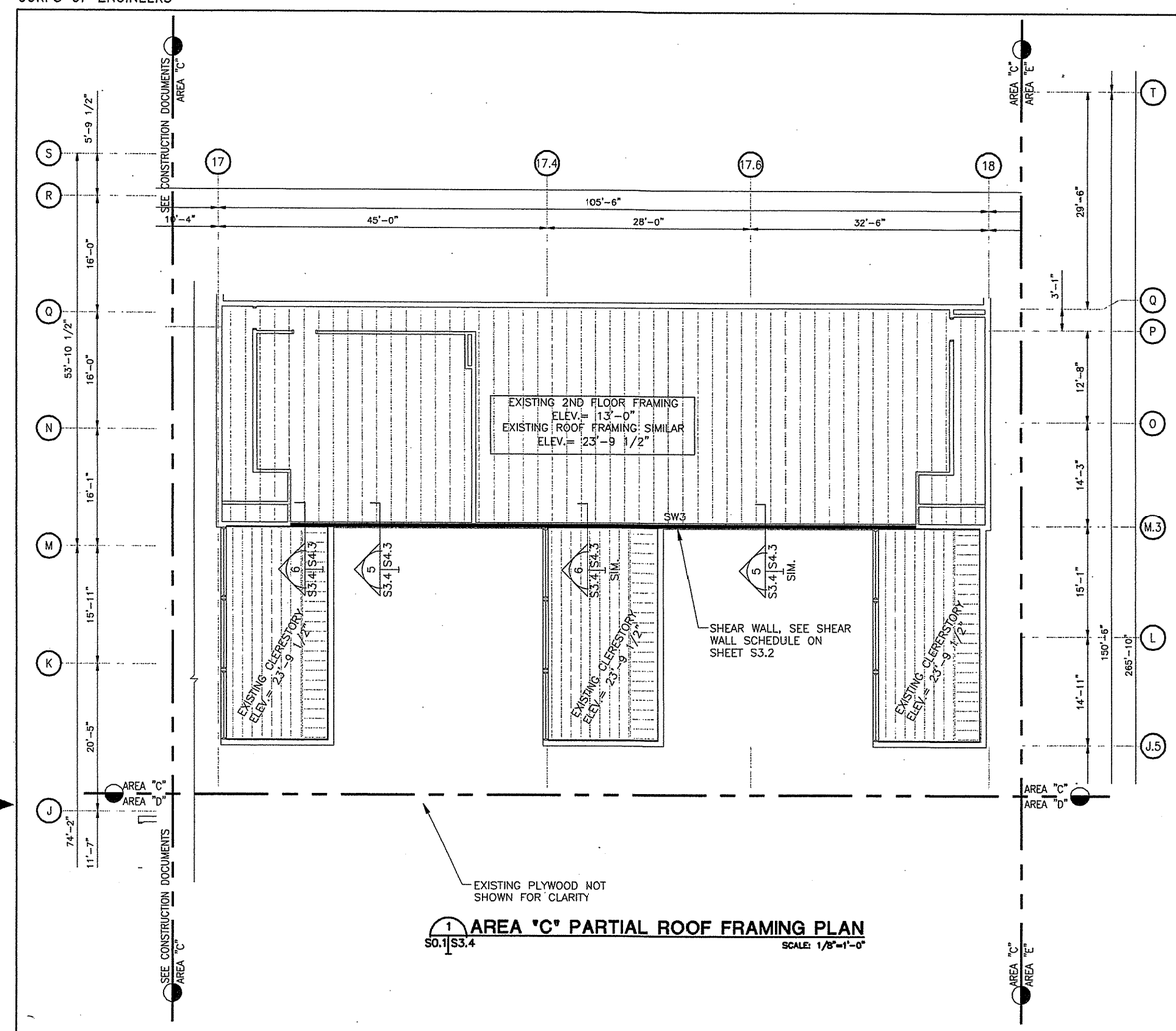

1 S0.1 S3.4 AREA "C" PARTIAL ROOF FRAMING PLAN

SCALE: 1/8"=1'-0"

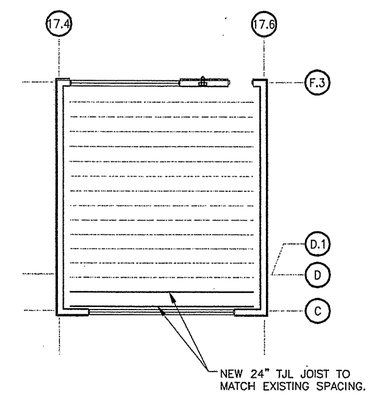

1 S0.1 S3.4 AREA "D" FAN ROOM ROOF FRAMING PLAN

SCALE: 1/8"=1'-0"

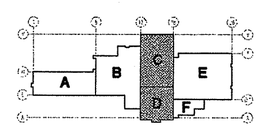

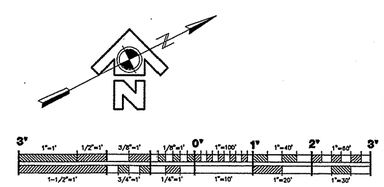

GRAPHIC SCALES

REFERENCE NO. S3.4

REV.	DATE	C.O.	ACTION	DESCRIPTION	BY	APP'D.

CONTRACT NO.

CONTRACTOR

CITY STATE

RECOMMENDED: PRIME CONTRACTOR

APPROVED: RESIDENT ENGINEER

DATE:

USKH A quarter century of design for Alaskans

ALASKA DISTRICT
CORPS OF ENGINEERS
ANCHORAGE, ALASKA

DESIGNED: MNA
DRAWN: DJR
TRACED:
CHECKED: BEH
SUBMITTED:
CH. SECT.

BEN EIELSON JR./SR. HIGH SCHOOL – PHASE 3
EIELSON AIR FORCE BASE, ALASKA
STRUCTURAL
AREA "C"
ROOF FRAMING PLAN

RECOMMENDED: CHIEF, MILITARY TECHNICAL ENGINEERING BRANCH

APPROVED: CHIEF ENGINEERING DIVISION

DATE:

SCALE: 1/8"=1'-0"

SPEC. NO.

DRAWING NUMBER
29-02-38

SHEET OF