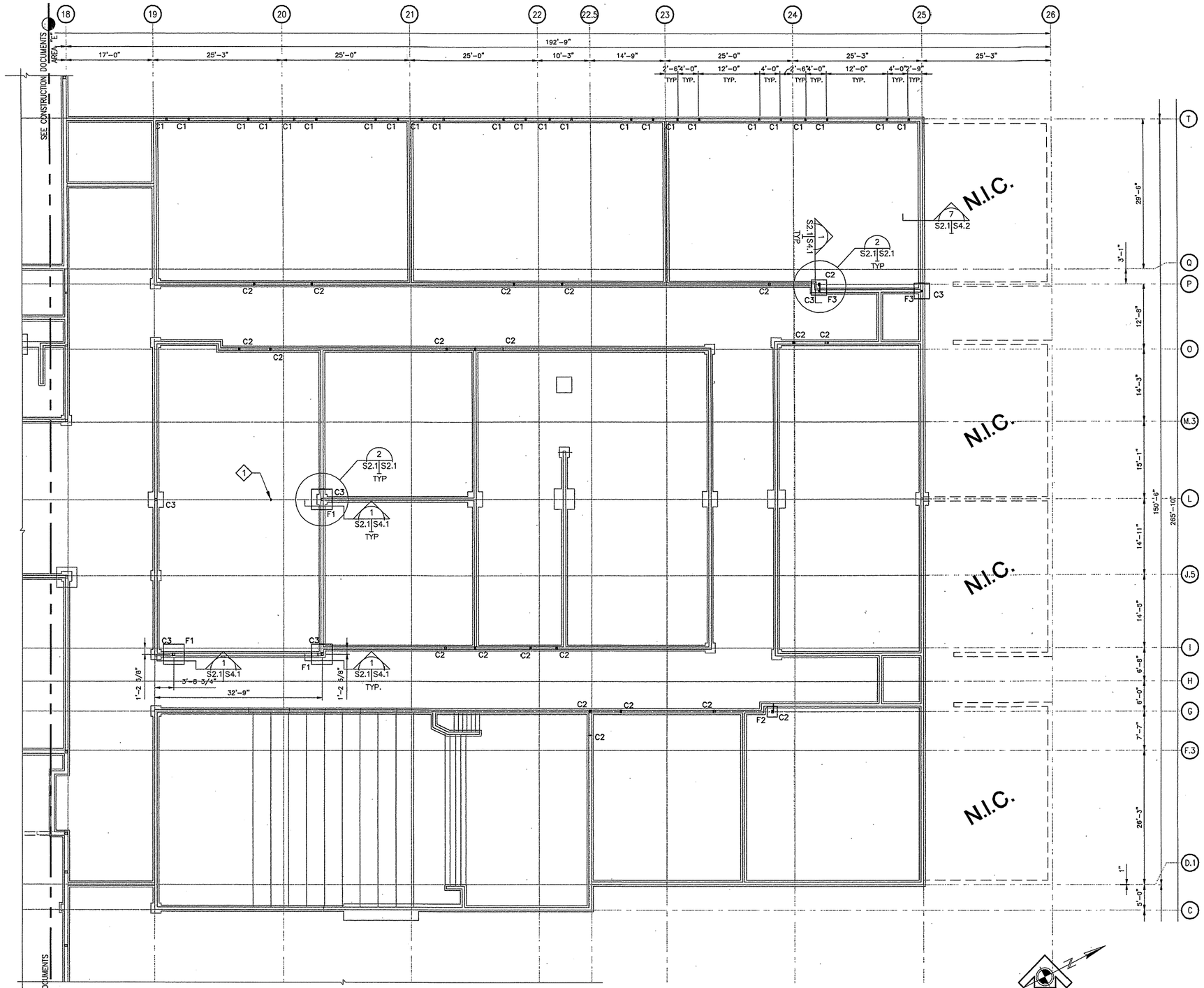

1 AREA "E" FOUNDATION PLAN
S0.1 S2.1
SCALE: 1/8"=1'-0"

PLAN NOTES

1. EXISTING COLUMN TO BE REMOVED: CUT AT TOP OF SLAB AND PATCH EXISTING SLAB.

FOOTING (F) SCHEDULE

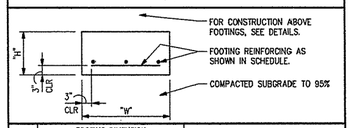

MARK	FOOTING DIMENSION "W"	FOOTING DIMENSION "H"	FOOTING REINFORCING
F1	4'-0" X 4'-0"	18"	(6) #5 EACH WAY
F2	2'-0" X 2'-0"	12"	(3) #5 EACH WAY
F3	3'-0" X 3'-0"	12"	(4) #5 EACH WAY

COLUMN (C) SCHEDULE

MARK	SIZE	BASE CONNECTION	REMARKS
C1	(2) 2x TO MATCH EXISTING	SEE 5/S4.1	
C2	(3) 2x TO MATCH EXISTING	SEE 5/S4.1	
C3	TS 5 X 5 X 1/4	SEE 1/S4.1	

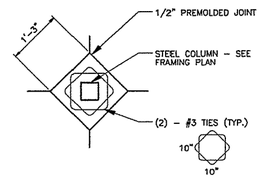

2 TYPICAL ISOLATION JOINT
S2.1 S2.1
SCALE: 3/4"=1'-0"

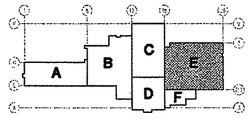

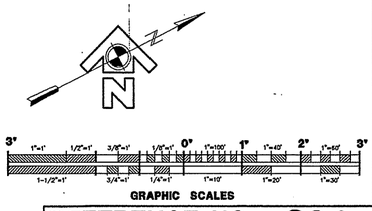

REFERENCE NO. S2.1

REV.	DATE	C.O.	ACTION	DESCRIPTION	BY	APP'D.

CONTRACT NO.
CONTRACTOR
CITY STATE
RECOMMENDED: PRIME CONTRACTOR
APPROVED: RESIDENT ENGINEER
DATE:

USKH — A quarter century of design for Alaskans

ALASKA DISTRICT
CORPS OF ENGINEERS
ANCHORAGE, ALASKA

DESIGNED: MNA
DRAWN: DJR
TRACED:
CHECKED: BEH
SUBMITTED:
CH. SECT.

BEN EIELSON JR./SR. HIGH SCHOOL - PHASE 3
EIELSON AIR FORCE BASE, ALASKA
STRUCTURAL
AREA "E"
FOUNDATION PLAN

RECOMMENDED: CHIEF, MILITARY TECHNICAL ENGINEERING BRANCH
APPROVED: CHIEF ENGINEERING DIVISION
DATE:
SCALE: 1/8"=1'-0"
SPEC. NO.
DRAWING NUMBER 29-02-38
SHEET OF