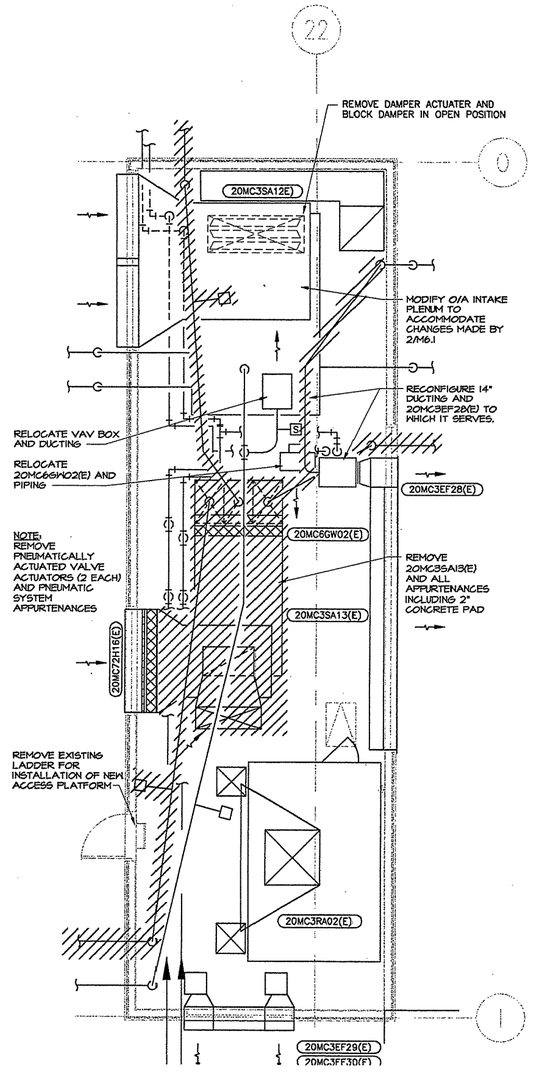


1 M6.1 M6.1 **FAN ROOM 201- DEMOLITION**

SCALE: 1/4"=1'-0"

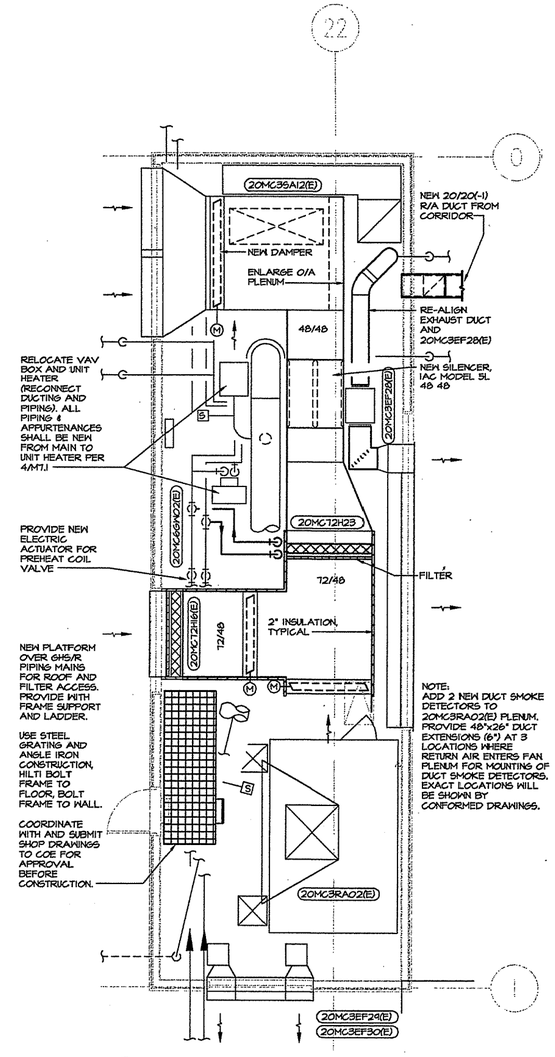


2 M6.1 M6.1 **FAN ROOM 201- NEW WORK**

SCALE: 1/4"=1'-0"

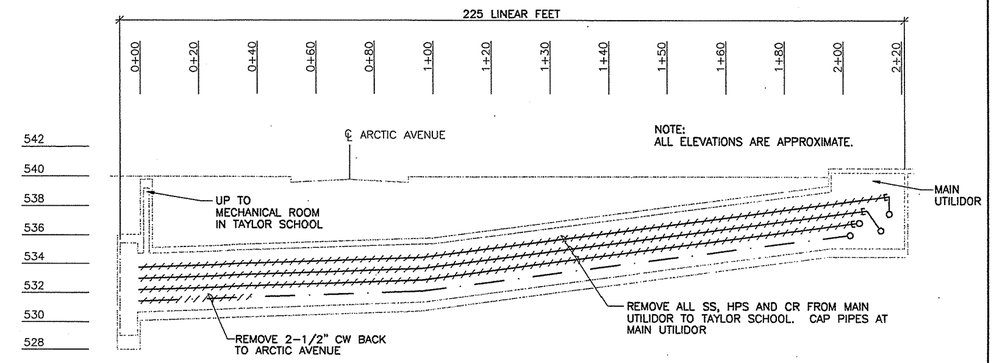


3 M6.1 M6.1 **TAYLOR SCHOOL UTILIDOR SECTION- DEMOLITION**

SCALE: 1" = 20' (HORIZ.)

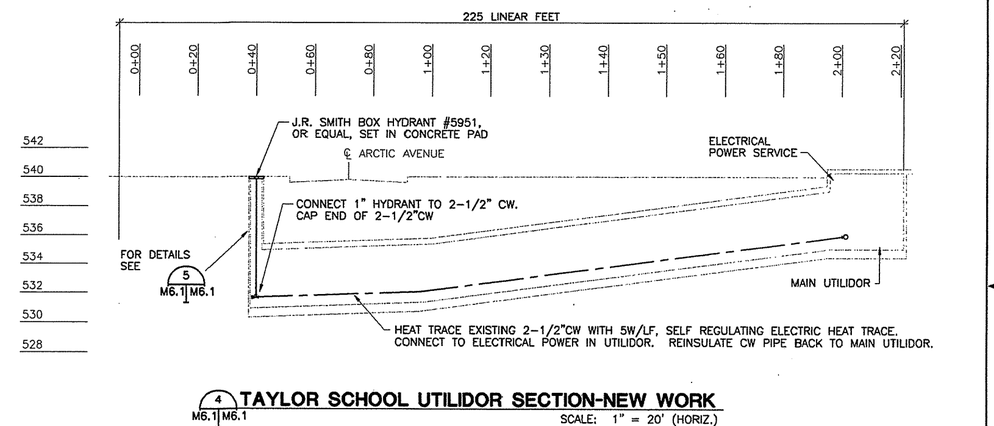


4 M6.1 M6.1 **TAYLOR SCHOOL UTILIDOR SECTION-NEW WORK**

SCALE: 1" = 20' (HORIZ.)

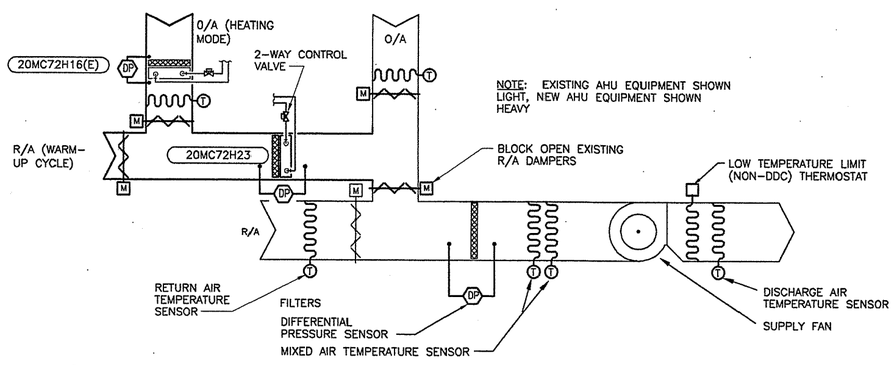


5 M6.1 M6.1 **20MC3SA12(E) CONTROLS SCHEMATIC**

SCALE: 1/4"=1'-0"

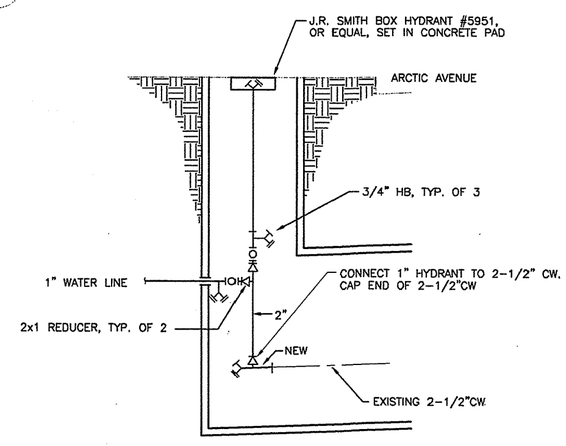


5 M6.1 M6.1 **IRRIGATION SYSTEM PIPING IN UTILIDOR DETAIL**

SCALE: NONE

| REV. | DATE | C.O. | ACTION | DESCRIPTION | BY | APP'D. |
|---|---|---|---|---|---|---|

CONTRACTOR CONTRACT NO.

CITY STATE

RECOMMENDED: PRIME CONTRACTOR | APPROVED: RESIDENT ENGINEER | DATE:

USKH — A quarter century of design for Alaskans

ALASKA DISTRICT CORPS OF ENGINEERS ANCHORAGE, ALASKA

DESIGNED: SVB
DRAWN: LDS/EFH
TRACED:
CHECKED: SVB
SUBMITTED:
CH. SECT.

BEN EIELSON JR./SR. HIGH SCHOOL – PHASE 3
EIELSON AIR FORCE BASE, ALASKA
MECHANICAL
FAN ROOM 201 PLANS AND UTILIDOR PIPING CONNECTIONS

RECOMMENDED: CHIEF, MILITARY TECHNICAL ENGINEERING BRANCH | APPROVED: CHIEF ENGINEERING DIVISION | DATE:

SCALE: AS SHOWN | SPEC. NO.

DRAWING NUMBER 29-02-38

SHEET OF

REFERENCE NO. M6.1

507202M62 (1=1)