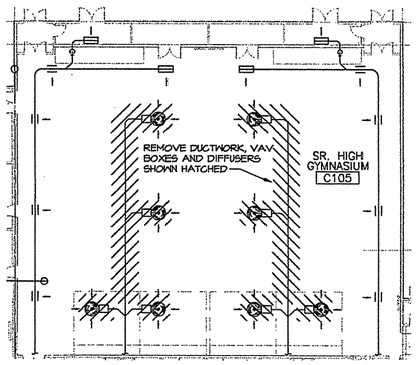

1 PARTIAL AREA 'C' FLOOR PLAN - DEMO
M3.1A
SCALE: 1/16"=1'-0"

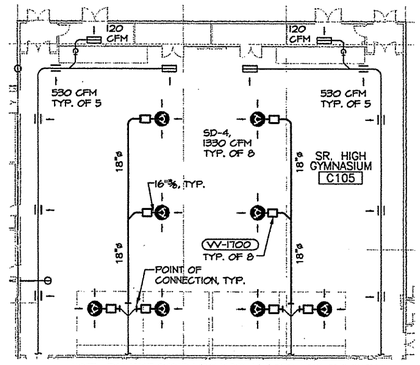

NOTE: BALANCE SYSTEM (20MC35F16(E)) PER AIRFLOWS SHOWN

2 PARTIAL AREA 'C' FLOOR PLAN - NEW
M3.1A
SCALE: 1/16"=1'-0"

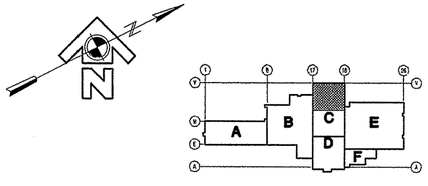

507202M31 (1=1)

REV.	DATE	C.O.	ACTION	DESCRIPTION	BY	APP'D.

CONTRACT NO.

CONTRACTOR

CITY STATE

RECOMMENDED: PRIME CONTRACTOR | APPROVED: RESIDENT ENGINEER | DATE:

USKH A quarter century of design for Alaskans

ALASKA DISTRICT
CORPS OF ENGINEERS
ANCHORAGE, ALASKA

DESIGNED: SVB
DRAWN: LDS
TRACED:
CHECKED: SVB
SUBMITTED:
CK. REST.

BEN EIELSON JR./SR. HIGH SCHOOL - PHASE 3
EIELSON AIR FORCE BASE, ALASKA
MECHANICAL
VENTILATION
FLOOR PLAN - NEW WORK

RECOMMENDED: CHIEF, MILITARY TECHNICAL ENGINEERING BRANCH | APPROVED: CHIEF ENGINEERING DIVISION | DATE:

SCALE: AS SHOWN | SPEC. NO.

DRAWING NUMBER 29-02-38

SHEET OF

REFERENCE NO. M3.1A