CORPS OF ENGINEERS

U. S. ARMY

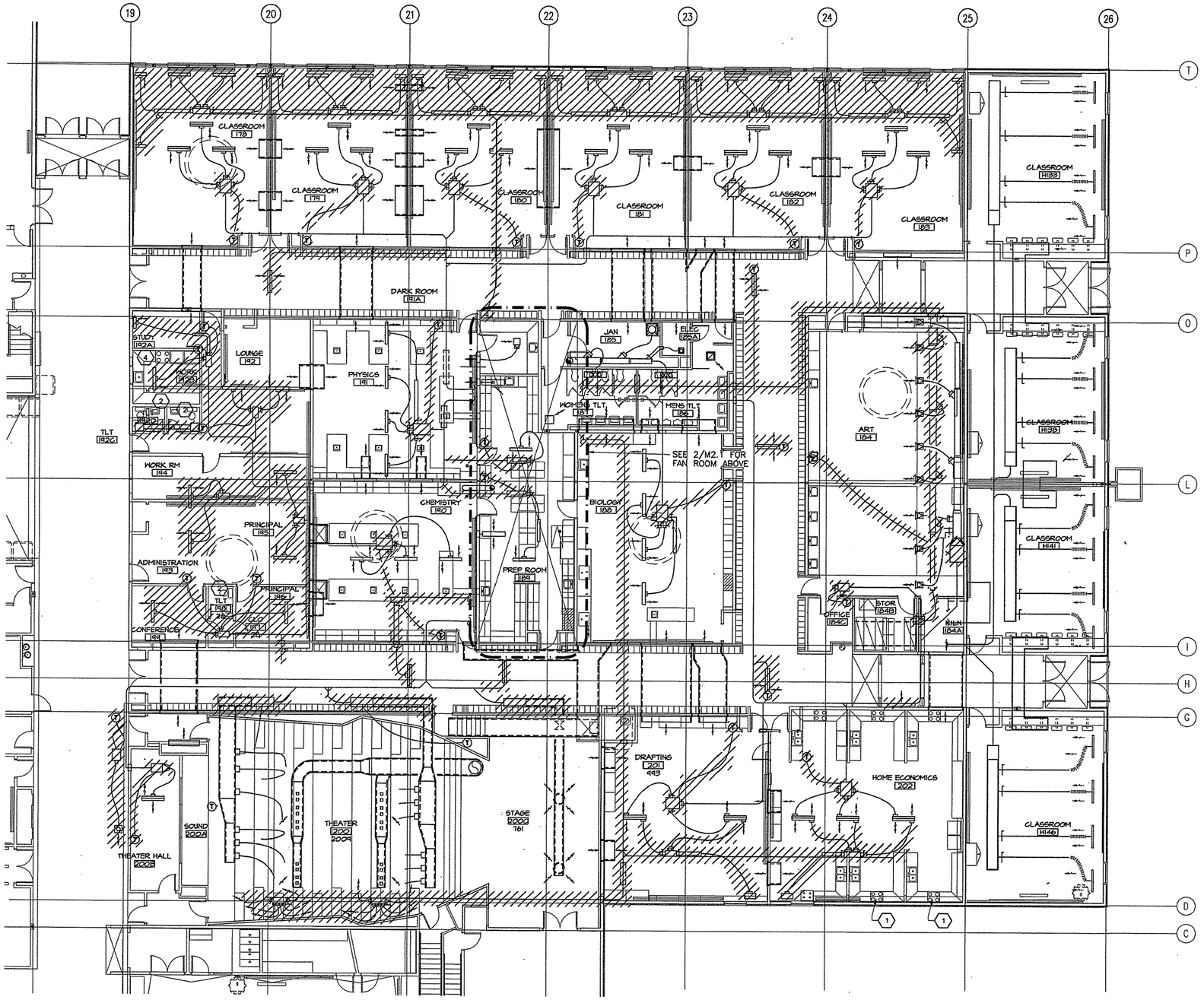

1 AREA 'E' FLOOR PLAN- VENTILATION DEMOLITION
M2.2 | M2.2
SCALE: 1/8"=1'-0"

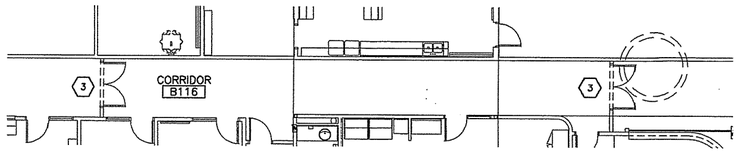

2 CORRIDOR B116 - VENTILATION DEMOLITION
M2.2 | M2.2
SCALE: 1/8"=1'-0"

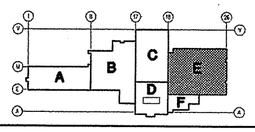

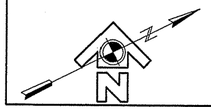

507202M21(1=1)

SHEET NOTES

1. REMOVE RANGE HOOD AND ASSOCIATED DUCTWORK AND ROOF HOOD. PATCH ROOF PENETRATION TO MATCH EXISTING CONSTRUCTION.
2. REMOVE BATHROOM FAN AND ASSOCIATED DUCTWORK AND ROOF HOOD. PATCH ROOF PENETRATION TO MATCH EXISTING CONSTRUCTION.
3. REMOVE TRANSFER AIR GRILLES FROM DOOR FRAMEWORK. PATCH HOLES IN METAL FRAMEWORK LEFT BY SCREWS.
4. RELOCATE RANGE HOOD TO NEW RANGE LOCATION.

GENERAL NOTES

1. REMOVE SYSTEMS SHOWN HATCHED. CAP UNUSED OPENINGS LEFT IN DUCTWORK.

REV.	DATE	C.O.	ACTION	DESCRIPTION	BY	APP'D.

CONTRACT NO.

CONTRACTOR

CITY STATE

RECOMMENDED: PRIME CONTRACTOR | APPROVED: RESIDENT ENGINEER | DATE:

USKH — A quarter century of design for Alaskans

ALASKA DISTRICT
CORPS OF ENGINEERS
ANCHORAGE, ALASKA

DESIGNED: SVB
DRAWN: LDS
TRACED:
CHECKED: SVB
SUBMITTED:
DI. SECT.

BEN EIELSON JR./SR. HIGH SCHOOL – PHASE 3
EIELSON AIR FORCE BASE, ALASKA
MECHANICAL
VENTILATION
FLOOR PLAN – DEMOLITION

RECOMMENDED: CHIEF, MILITARY TECHNICAL ENGINEERING BRANCH | APPROVED: CHIEF ENGINEERING DIVISION | DATE:

SCALE: AS SHOWN | SPEC. NO.

DRAWING NUMBER 29-02-38

SHEET OF

REFERENCE NO. M2.2