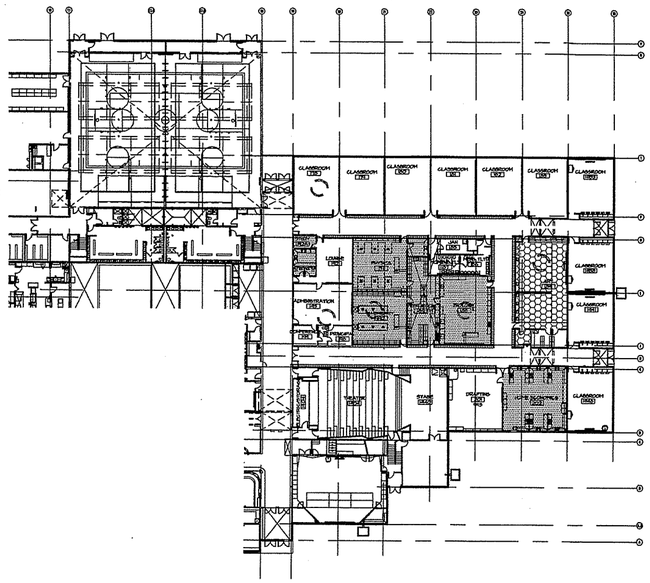

1 FLOOR PLAN
AB1 AB1
SCALE: 1/32"=1'-0"

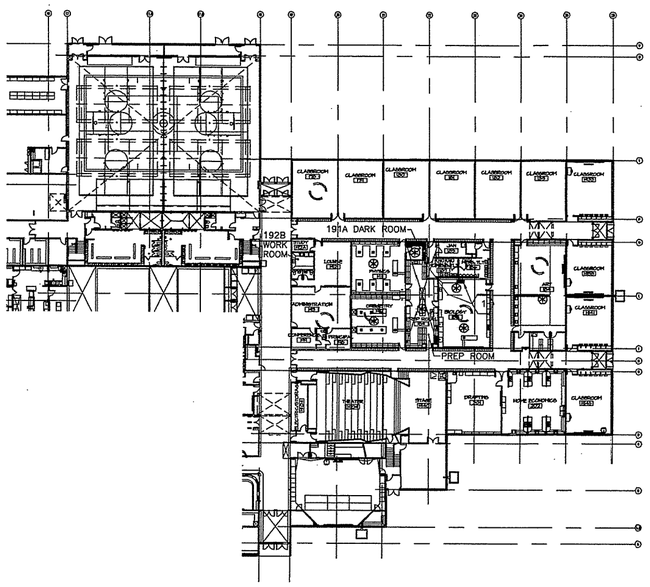

2 MISCELLANEOUS PLAN
AB1 AB1
SCALE: 1/32"=1'-0"

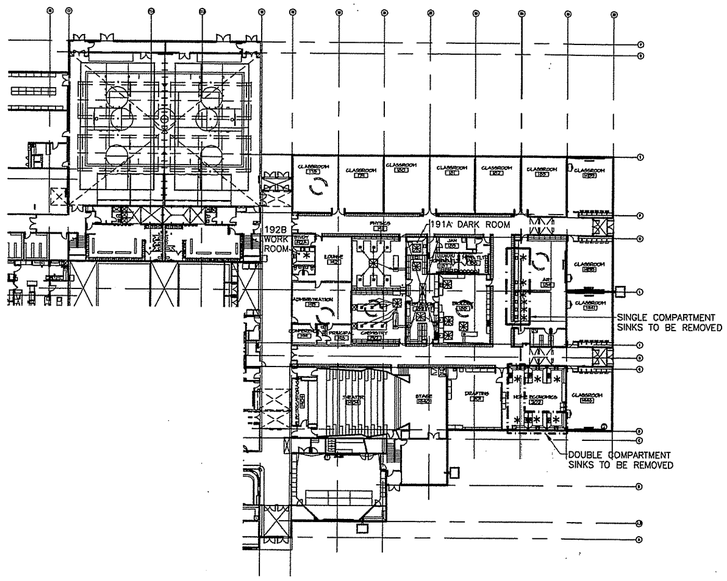

3 PLUMBING PLAN
AB1 AB1
SCALE: 1/32"=1'-0"

GENERAL NOTES

1. REFERENCE SHEETS A8.1. A8.2. A8.3 AND A8.4 FOR ACM ROOF TO BE REMOVED AREAS: BASE BID: 21. OPTION: 17.
2. REFERENCE SHEETS S3.1, S3.2, A3.6, A3.7 AND A3.8 FOR REMOVAL OF DRYWALL ON SELECT AREAS OF WALLS AND CEILINGS. REMOVE DRYWALL AS CLASS II ACM.
3. ALL FLUORESCENT LIGHT FIXTURE BALLAST NOT LABELED "NO PCBS" SHALL BE REMOVED AND DISPOSED OF AS HAZARDOUS WASTE. REFERENCE DRAWINGS E1.4 AND E6.3. BASIS OF BID 175 BALLASTS.
4. EPOXY RESIN COUNTER TOPS AND MASTIC TO BE REMOVED:
   - 191A DARK ROOM (ENTIRE COUNTERTOP)
   - 188 BIOLOGY (ONE SECTION OF COUNTERTOP)

   ALL OTHERS TO REMAIN.
5. STAINLESS STEEL SINKS AND MASTIC TO BE REMOVED:
   - 192B WORK ROOM (1 SINGLE COMPARTMENT)
   - 202 HOME ECONOMICS (4 DOUBLE COMPARTMENT)
   - 184 ART ROOM SINKS (6 SINGLE COMPARTMENT)

   ALL OTHERS TO REMAIN.
6. EPOXY RESIN SINKS, GAS COCKS AND FAUCETS TO BE REMOVED.
   - 188 BIOLOGY (4 SINGLE COMPARTMENT)
   - 189 PREP ROOM (3 SINGLE COMPARTMENT)
   - 190 CHEMISTRY (7 SINGLE COMPARTMENT)
   - 191 PHYSICS ROOM (7 SINGLE COMPARTMENT)
   - 191A DARK ROOM (1 SINGLE COMPARTMENT)
7. EXISTING EPOXY COUNTERS ARE ACM. NEW EPOXY RESIN SINK, SINK SUPPORTS, FAUCETS AND GAS COCKS ARE SCHEDULED TO BE INSTALLED TO REPLACE THOSE REMOVED. IF THE INSTALLATION OF THESE ITEMS WILL DISTURB ANY ACM THE WORK SHALL BE ACCOMPLISHED BY ASBESTOS CERTIFIED WORKERS AND UNDER ASBESTOS CONTAINMENT CONDITIONS.
8. ROOM NUMBERS CORRESPOND TO ROOM NUMBERS IDENTIFIED ON SHEET D2.2.

LEGEND

- AREA WITH VAT AND CARPET OVER VAT TO BE REMOVED.
- AREA WITH ACM SHEET VINYL AND CARPET OVER SHEET VINYL TO BE REMOVED.
- AREA WITH NO VAT OR ACM SHEET VINYL
- VAT– VINYL ASBESTOS TILE
- ACM– ASBESTOS CONTAINING MATERIAL
- ⊗ BLACK COUNTERTOPS AND MASTIC
- * STAINLESS STEEL SINKS
- ⊠ EPOXY RESIN SINKS, FAUCETS AND GAS COCKS TO BE REMOVED.

SHEET NOTES

1. REMOVE EXISTING COUNTER TOPS.

REV.	DATE	C.O.	ACTION	DESCRIPTION	BY	APP'D.

CONTRACT NO.
CONTRACTOR
CITY STATE
RECOMMENDED: PRIME CONTRACTOR
APPROVED: RESIDENT ENGINEER
DATE:

USKH — A quarter century of design for Alaskans

ALASKA DISTRICT
CORPS OF ENGINEERS
ANCHORAGE, ALASKA

DESIGNED: RJW
DRAWN: LDS/EFH
TRACED:
CHECKED: SVB
SUBMITTED:
SPL SECT.

BEN EIELSON JR./SR. HIGH SCHOOL – PHASE 3
EIELSON AIR FORCE BASE, ALASKA
ASBESTOS
ABATEMENT PLANS

RECOMMENDED: CHIEF, MILITARY TECHNICAL ENGINEERING BRANCH
APPROVED: CHIEF ENGINEERING DIVISION
DATE:
SCALE: AS SHOWN
SPEC. NO.
DRAWING NUMBER 29-02-38
SHEET OF

REFERENCE NO. AB1

507202AB1 (1=1)