Water Shutoff Valves

Bldg 1671 water shutoff valve RHS of mechanical room

Water Shutoff Valves

Bldg 1672 Water Shutoff valve LHS of mechanical Room

Water Shutoff Valves

Bldg 1676 water shutoff valve RHS of boiler mechanical room

Water Shutoff Valves

Bldg 4175 water shutoff valve LHS basement mechanical room

1670 Boiler Pictures

Bldg. 1670 boiler control panel (interior) front of boiler



1670 Boiler Pictures

Bldg 1670 boiler control panel

(Exterior) front of boiler

1670 Boiler Pictures

Bldg 1670 boiler drain lines RHS of boiler

1670 Boiler Pictures

Bldg 1670 boiler gas lines and flow switch LHS of boiler

1670 Boiler Pictures

Bldg 1670 boiler piping (HW and gas) RHS of mechanical room

1670 Boiler Pictures

Bldg 1670 boiler Piping (HW and gas lines) LHS of mechanical room above boiler

1670 Boiler Pictures

Bldg 1670 LHS of boiler

1670 Boiler Pictures

Bldg 1670 RHS of boiler

1670 Boiler Pictures

Bldg 1670 Bryan boiler

1670 Boiler Pictures

Bldg 1670 boiler front of burner and combustion section

1670 Boiler Pictures

Bldg 1670 piping/ducting on top of boiler

1671 Boiler Pics

1671 Lochinvar boiler Front view
RHS of mechanical room

1671 Boiler Pics

Bldg 1671 boiler exhaust/ intake lines top of boiler

1671 Boiler Pics

Bldg. 1671 LHS of boiler, flow switch and boiler lines (HW and gas)

1671 Boiler Pics

Bldg 1671 LHS of boiler HW lines

1671 Boiler Pics

Bldg 1671 HW lines running towards boiler RHS of mechanical room

1671 Boiler Pics

Bldg 1671 Rear of Boiler exhaust/intake lines and incoming power

1671 Boiler Pics

Bldg 1671 RHS view of boiler and attached chemical pot

4160 boiler pics

Bldg. 4160 LHS of boiler one

4160 boiler pics

Bldg 4160 Front view of boiler one

4160 boiler pics

Bldg. 4160 RHS of boiler two

4160 boiler pics

Bldg 4160 Front of Boiler two
with front panel removed

4160 boiler pics

Bldg 4160 boiler piping (HW lines, HW pump, and chemical pot)



4160 boiler pics

Bldg 4160 RHS of boiler one with data plate

4160 boiler pics

Bldg 4160 LHS of mechanical room with drain lines and HW lines for boilers

4160 boiler pics

Bldg 4160 Boiler gas lines, HW lines, and exhaust/ intake ducting

4160 boiler pics

Bldg 4160 Alternative view of boiler gas lines, HW lines, and exhaust/intake ducting

4160 boiler pics

Bldg 4160 ceiling piping for HW and exhaust

4160 boiler pics

Bldg 4160 Rear of boiler two

4160 boiler pics

Bldg 4160 incoming power for both boilers



4160 boiler pics

Bldg 4160 rear of boiler one

4160 boiler pics

Bldg 4160 boiler circuit breaker panel

4160 boiler pics

Bldg 4160 circuit breaker panel

4160 boiler pics

Bldg 4160 Continuous view or piping/ ducting from rear of boilers



4175 Boiler Pics

Bldg. 4175 Boiler Circuit breakers

4175 Boiler Pics

Bldg 4175 boiler circuit breakers

4175 Boiler Pics

Bldg 4175 drain lines for boilers and water heater Infront of Burnham boiler back corner of basement mechanical room

4175 Boiler Pics

Bldg 4175 green boiler drain lines

4175 Boiler Pics

Bldg. 4175 Continued drain line path for green boiler

4175 Boiler Pics

Bldg 4175 Burnham boiler control panel (interior) back wall by boiler



4175 Boiler Pics

Bldg 4175 Burnham boiler control panel (exterior)

4175 Boiler Pics

Bldg 4175 Front of Burnham Boiler

4175 Boiler Pics

Bldg 4175 RHS of Burnham boiler and flow switch

4175 Boiler Pics

Bldg 4175 Front door for
Burnham Boiler and Burner



4175 Boiler Pics

Bldg 4175 Burnham Boiler Ducting

4175 Boiler Pics

Bldg 4175 continued ducting for Burnham boiler to the rear

4175 Boiler Pics

Bldg 4175 LHS of Burnham boiler, incoming power and gas

4175 Boiler Pics

Bldg 4175 Boiler Gas valves

4175 Boiler Pics

Bldg 4175 Burnham boiler burner

4175 Boiler Pics

Bldg 4175 Burnham boiler HW piping on top

4175 Boiler Pics

Bldg 4175 Burnham Boiler continued top HW piping into boiler

4175 Boiler Pics

Bldg 4175 RHS green boiler basement mechanical room

4175 Boiler Pics

Bldg 4175 LHS of green Boiler and HW pumps with piping

4175 Boiler Pics

Bldg 4175 green boiler exhaust from top of boiler