Appendix A: Request for Variance

Infrastructure Standards for Telecommunications Spaces v4.0

Request Date:	9/12/24
Government POC:	Tim Stark
Org Represented:	Castle Point VA Medical Center
Email Address:	Timothy.Stark@va.gov
Contact Phone:	914-776-4654
Site, Building #, Room, Mission of the Facility Where Requested (also note admin vs medical specific use):	Castle Point VA Medical Center B.15E - TR 011A & TR 315 B.16 - TR F100 B.17 - TR G-203 B.18 - TR 39
Variance Requested:	B.15E & B.15H - TR 011A serves both Buildings 15E and 15H. While technically separate buildings, 15E/H share corridors and exterior walls. There is ample coverage provided from a single TR serving both buildings. B.15E & B.15H - TR 315 serves attic. There is limited programming space on the 4th floor (attic); 3rd floor TR has sufficient capacity to serve any anticipated service needs in the attic. B.16 - TR F100 serves 2nd and 3rd floors. There is limited space available on the 2nd and 3rds floors due to programming needs. It is anticipated that ~75-100 ports are needed for the 1st, 2nd, and 3rd floors combined, which can be served appropriately from a single rack in F100. B.17 - TR G-203 serves the 2nd and 3rd floor above. Due to limited space available (logistics storage), the VA station requests serving the 3rd floor from the 2nd floor TR. B.18 - TR 39 (existing) does not meet ISTS space programming requirements (10'x10', 100 SF). There is extremely limited space

Standards Section Title, Number, and Page:	ISTS v.3.1, Pg. 32
Standards Section Text:	"There shall be a minimum of one standardized TR per floor. Generally, additional standard TRs should be provided: *When the horizontal distribution distance to the work area exceed 295 ft (90 m) *Recommended when the horizontal distribution distance to the work area exceeds 262 ft (80 m)
Problem Statement (explain how site/ project exhausted all possibilities to meet standards and why it cannot be achieved due to cost, schedule, architectural constraints, etc.):	As stated above, limited available space due to healthcare programming needs facilitated the VA station request to serve floors with minimal programming needs from TRs from floors above or below. Adhering to this standard would pose hardship on the VA station to accommodate 1 TR per floor in these noted locations.

Required Detail on Page A-4:

- Missing detail may delay or prevent processing.
- Details vary depending on the nature of the request (see items 1-6 below).

Note: If there are multiple buildings or multiple floors with identical room or building floorplans and designs, then you may use a single request and drawing for that floorplan. Annotate each building and room number that is accurately represented by the drawings.

1. **Telecommunications Room (TR) or Other Space Architecture (Size)**
    a. Number of racks and total data drops (WAOs) versus the total number expected to be active (requiring patching to switches, typically approximately 50%)
    b. Dimensions of the space, not just square footage. The footprint needs to be understood (primarily with 3 ft clearance around racks on all sides).
    c. Other potential locations considered as trade-offs but were deemed unworkable
    d. Attach both the building drawing to see the macro view, architecture, and distances and the TR or other space drawing to see the footprint and other spec requirements.
2. **Telecommunications Room (TR) or Other Space Architecture (Location):**
    a. Number of racks and total data drops (WAOs) versus the total number expected to be active (requiring patching to switches, typically approximately 50%)
    b. Cable distances to WAO
    c. Dimensions of the space, not just square footage. The footprint needs to be understood (primarily with 3 ft clearance around racks on all sides).
    d. Other locations considered as trade-offs but were deemed unworkable
    e. Attach:
        i. Diamond analysis
        ii. Building drawing to see the macro view, architecture, horizontal and vertical distances between other TRs and telecommunications spaces, and distances to adjacent water or RFI sources
        iii. TR or space drawing to see the footprint and other spec requirements
3. **Cabling and Outside Plant:** Attach campus drawing to see the macro view, paths, and distances between other telecommunications spaces.
4. **Power:** Attach schematics of all equipment and connections.
5. **HVAC:** Attach drawings and specs of all equipment.
6. **Other:** Attach specs of all equipment and drawings of telecommunications spaces.

Enter Required Detail:	Please see the attached diamond drawings, indicating the TR location, size, and diamond (80m) coverage. *Note - for TRs serving the floors above or below, the diamond was reduced 10 m for each floor above or below the TR serving the area to account for vertical cabling distance.
Proposed Alternate Method:	

Plan to Bring Project into Compliance:	
Timeline to Bring Project into Compliance:	
Funding Plan to Complete:	
Choose Temporary or Permanent:	Permanent

Coordinating Instructions:

- Before requesting, review to see if a solution has already been provided for the subject:
  - VHA HEFP EHRM - Guidance Documents from Solution Delivery (sharepoint.com)
  - VHA HEFP EHRM - Design Alerts (sharepoint.com)
- EHRM Variances are requested through EHRM HEFP SEP Network Infrastructure Project Station Inquiry (SI Tool): Healthcare Engineering - Home (sharepoint.com)
- Submit an EHRM HEFP SEP Network Infrastructure Project Station Inquiry - Job Aid.pdf.
- Send all other requests to: OIT Data Center and Infrastructure Engineering (DCIE) VAITESEDatacenterEngineering2@va.gov.
- Subject line: Include Station/Site Name_VISN XX_Project No_ EHRM (if applicable)_High-Level Project Description_Variance Request_(Nature of Request).
- Example: Bronx NY_VISN 10_10-369_EHRM_Remodel MCR_Variance Request_(Power). Submitter must digitally sign the email under the Options heading in Outlook.

Attach all required diagrams, one-line drawings, photos, manufacturer's brochures, and/or other supplemental information to support your application.

What is a variance?

A variance is an allowable deviation from specific requirements of a published standard where a proposed alternate method of installation or operation will provide equal or higher safety, reliability, redundancy, and sustainability objectives. Alternately, under emergency time-sensitive circumstances a temporary variance may be granted without meeting the criteria above with an actionable plan to bring the project into compliance within a reasonable time frame. They should be submitted only as a last resort after the project and site have exhausted all other alternatives to meet specifications.

What will a variance not do?

A variance will not avoid compliance with the intention of a standard section or rule. A variance is not a method to recover from an installation or design error. A variance will not be granted if the alternate method would reduce the safety or effectiveness of the installation or equipment.

What does a variance cover?

If the variance is granted, it shall be limited to the particular site and installation covered in the application and will NOT be considered as a precedent for other installations.

Who may apply for a variance?

Those responsible for compliance with the standards may apply for a variance.

Who grants a variance?

A variance is granted only by DCIE upon written request through the approved process for submission, tracking, and processing. New variance requests embedded in project designs are not actionable for approval. They still need to go through the process.

How is a variance approved?

DCIE will approve, deny, or ask for clarification from their respective mailboxes. Allow a minimum of two weeks for processing. The return email from the DCIE organizational address is proof of the final decision of the Authority Having Jurisdiction (AHJ).

What are the disposition requirements of the determination?

A record of the variance determination email and any supporting attachments should remain with the project and be attached for context to all future design review or variance requests for the site. Retain the determination on file for the site for use in budgeting and initiating projects to upgrade the infrastructure to minimum ISTS specifications at the next technical refresh.:

VA APPROVED TR LOCATION

TR 011A

1. VA APPROVED TR 011A (248 SQFT).
2. TR MEETS THE VA STANDARD FLOOR AREA REQUIREMENTS FOR EXISTING HEALTHCARE BUILDINGS OF 100 SQFT.
3. TR MEETS THE VA STANDARD MINIMUM FORM FACTOR REQUIREMENT OF A 10'x10' FOOTPRINT.
4. SINGLE DIAMOND IS FOR SCALE REFERENCE.
5. OPTION 1: UTILIZE EXISTING TR SPACE; EXPANSION INTO PROGRAMMING SPACE (RM E-011A).

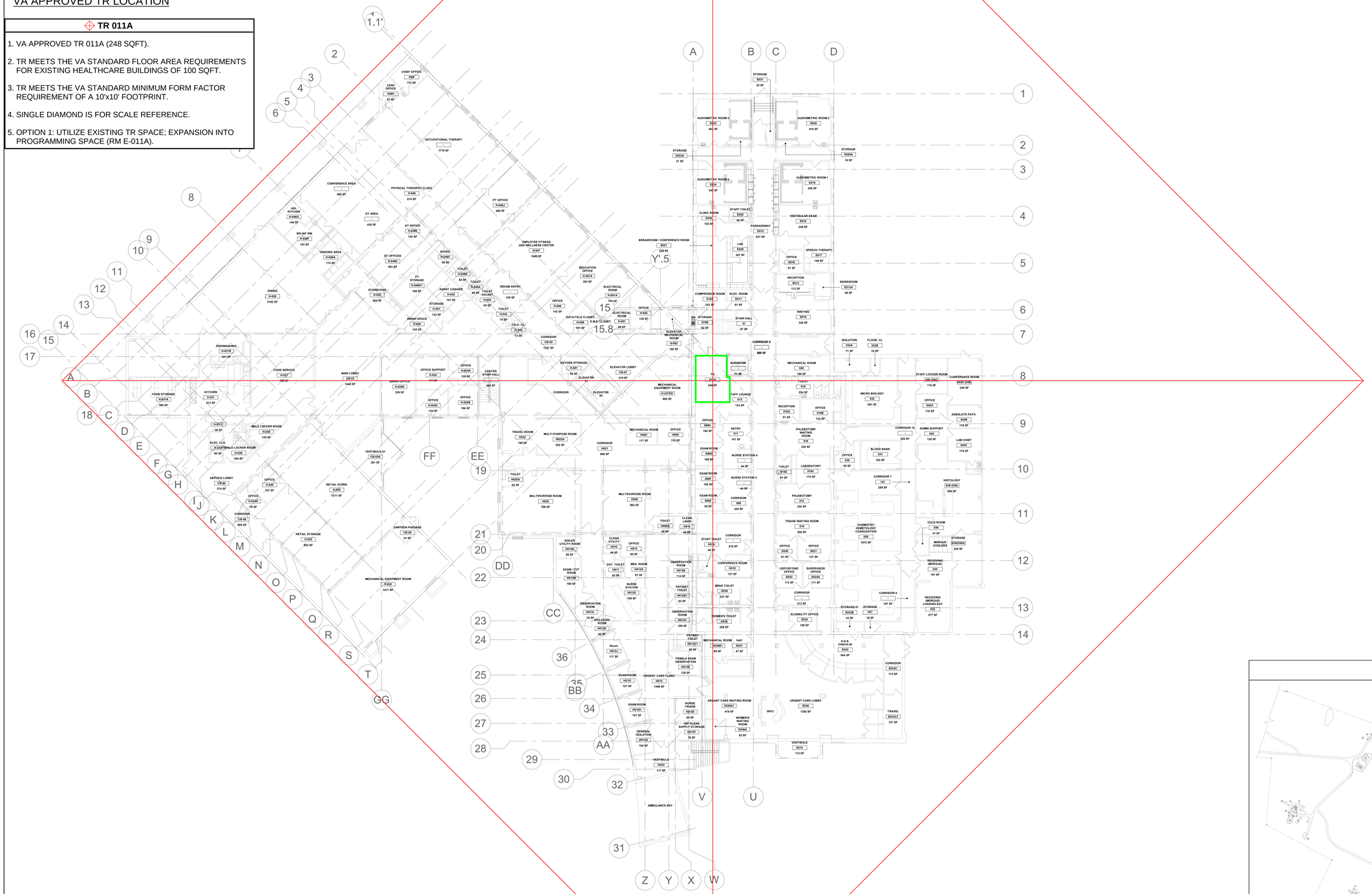

1 LEVEL 00 - FLOOR PLAN
1/16" = 1'-0"

PROJECT NORTH

LEGENDS

- EXISTING ORIGINAL TR
- VA PROPOSED TR LOCATION
- A/E PROPOSED TR LOCATION
- VA DISAPPROVED TR LOCATION
- VA APPROVED TR LOCATION

GENERAL NOTES

1. ALL DIAMONDS ARE 80 METERS FROM CENTER

TYPE OF BUILDING : HEALTHCARE

KEY PLAN

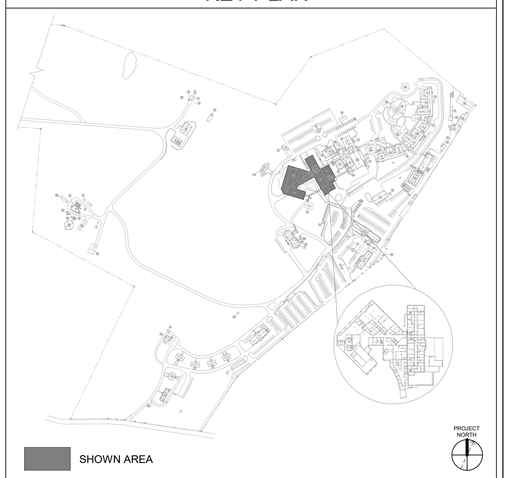

Revisions:	Date:

CONSULTANT/DISCIPLINE

ENGINEERING DISCIPLINE:

ARCHITECT/ENGINEER OF RECORD

A/E:
SPEES DESIGN BUILD
23830 PACIFIC HIGHWAY S. SUITE 203
KENT, WA 98032
SPEESDESIGNBUILD

STAMP

Office of Construction and Facilities Management
VA U.S. Department of Veterans Affairs

Drawing Title: BUILDING 15E & 15H - LEVEL 00 - FLOOR PLAN

Approved:

Phase: 95% DESIGN DEVELOPMENT

FULLY SPRINKLERED

Project Title: EHRM INFRASTRUCTURE UPGRADES - CASTLE POINT

Location: VA HUDSON VALLEY MEDICAL CENTER, 41 CASTLE POINT ROAD WAPPINGERS FALLS, NY 12590

Issue Date: 02/24/2024 | Checked: JG/MA | Drawn: JG/SGS

Project Number: 620A4-22-700

Building Number: 15E & 15H

Drawing Number: 15EA-400

BIM 360:///620A4-22-700 VAHV EHRM infrastructure upgrades - Castle Point/ACP_15E_AR_SDB.rvt
10/09/2024 11:20:21 am

VA FORM 08 - 6231

VA APPROVED TR LOCATION

TR TOWER H-140

1. VA APPROVED TR TOWER H-140 (100 SQFT).
2. TR MEETS THE VA STANDARD FLOOR AREA REQUIREMENTS FOR EXISTING HEALTHCARE BUILDINGS OF 100 SQFT.
3. TR MEETS THE VA STANDARD MINIMUM FORM FACTOR REQUIREMENT OF A 10'x10' FOOTPRINT.
4. SINGLE DIAMOND IS FOR SCALE REFERENCE.
5. OPTION 1: SPACE BELOW APPEARS TO BE MORE FEASIBLE FOR TOWER PLACEMENT BASED OFF EXISTING INFRASTRUCTURE.

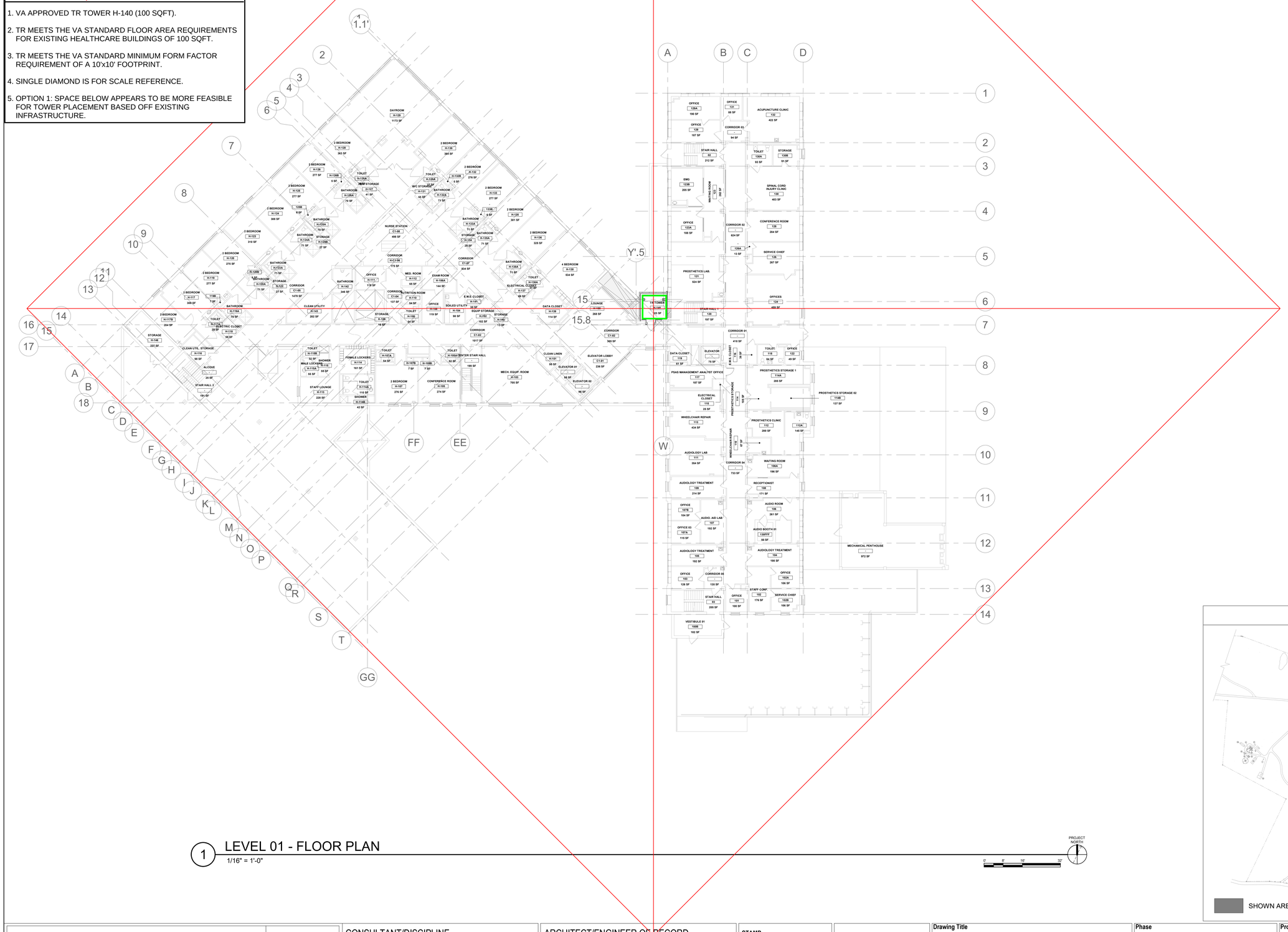

1 LEVEL 01 - FLOOR PLAN
1/16" = 1'-0"

PROJECT NORTH

0' 8' 16' 32'

LEGENDS

- EXISTING ORIGINAL TR
- VA PROPOSED TR LOCATION
- A/E PROPOSED TR LOCATION
- VA DISAPPROVED TR LOCATION
- VA APPROVED TR LOCATION

GENERAL NOTES

1. ALL DIAMONDS ARE 80 METERS FROM CENTER

TYPE OF BUILDING : HEALTHCARE

KEY PLAN

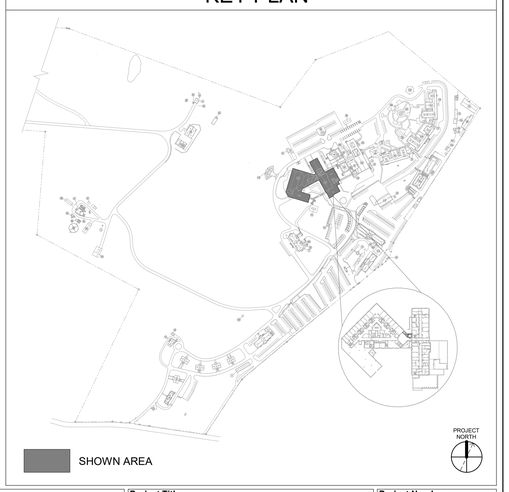

Revisions:	Date:

CONSULTANT/DISCIPLINE

ENGINEERING DISCIPLINE:

ARCHITECT/ENGINEER OF RECORD

A/E:
SPEES DESIGN BUILD
23830 PACIFIC HIGHWAY S. SUITE 203
KENT, WA 98032

STAMP

Office of Construction and Facilities Management

VA U.S. Department of Veterans Affairs

Drawing Title	BUILDING 15E & 15H - LEVEL 01 - FLOOR PLAN
Phase	95% DESIGN DEVELOPMENT
Project Title	EHRM INFRASTRUCTURE UPGRADES - CASTLE POINT
Project Number	620A4-22-700
Building Number	15E & 15H
Approved:	
	FULLY SPRINKLERED
Location	VA HUDSON VALLEY MEDICAL CENTER 41 CASTLE POINT ROAD WAPPINGERS FALLS, NY 12590
Issue Date	02/24/2024
Checked	JG/MA
Drawn	JG/SGS
Drawing Number	15EA-401

BIM 360://620A4-22-700 VAHV EHRM Infrastructure upgrades - Castle Point/VACP_15E_AR_SDB.rvt
10/09/2024 11:20:26 am

VA FORM 08 - 6231

VA APPROVED TR LOCATION

TR TOWER H-225

1. VA APPROVED TR TOWER H-225(100 SQFT).
2. TR MEETS THE VA STANDARD FLOOR AREA REQUIREMENTS FOR EXISTING HEALTHCARE BUILDINGS OF 100 SQFT.
3. TR MEETS THE VA STANDARD MINIMUM FORM FACTOR REQUIREMENT OF A 10'x10' FOOTPRINT.
4. SINGLE DIAMOND IS FOR SCALE REFERENCE.
5. OPTION 1: SPACE BELOW APPEARS TO BE MORE FEASIBLE FOR TOWER PLACEMENT BASED OFF EXISTING INFRASTRUCTURE.

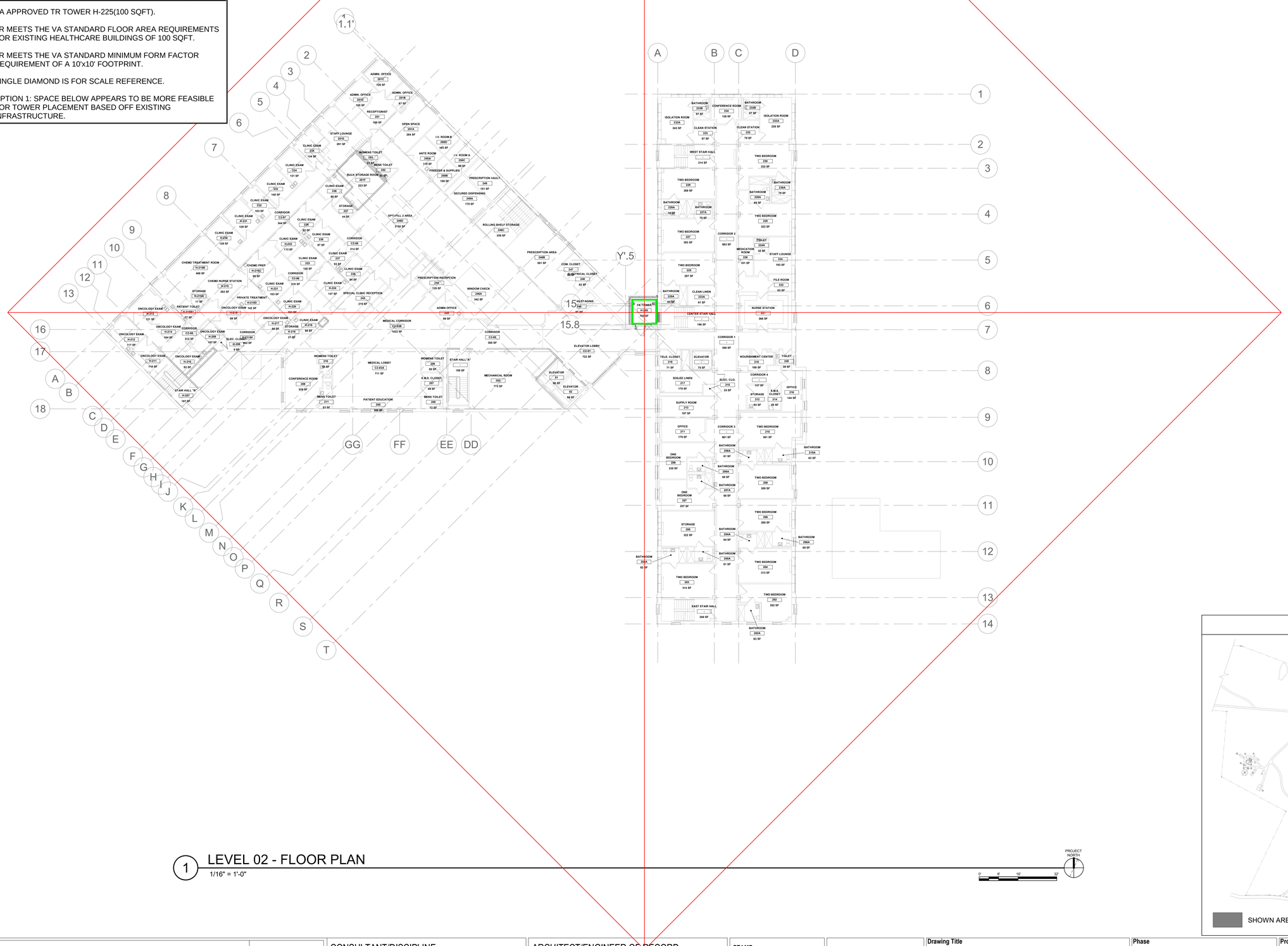

1 LEVEL 02 - FLOOR PLAN
1/16" = 1'-0"

PROJECT NORTH

0' 8' 16' 32'

LEGENDS

- EXISTING ORIGINAL TR
- VA PROPOSED TR LOCATION
- A/E PROPOSED TR LOCATION
- VA DISAPPROVED TR LOCATION
- VA APPROVED TR LOCATION

GENERAL NOTES

1. ALL DIAMONDS ARE 80 METERS FROM CENTER

TYPE OF BUILDING : HEALTHCARE

KEY PLAN

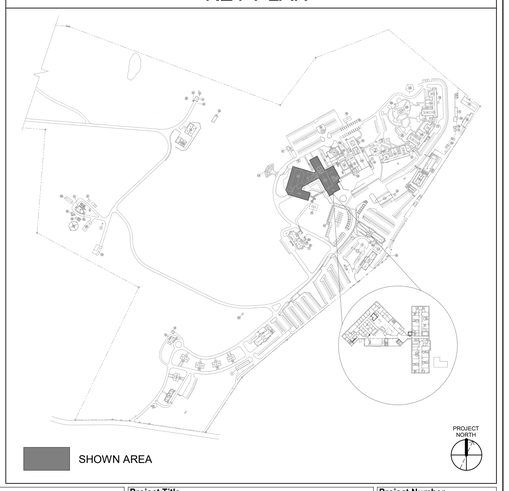

Revisions:	Date:

CONSULTANT/DISCIPLINE

ENGINEERING DISCIPLINE:

ARCHITECT/ENGINEER OF RECORD

A/E:
SPEES DESIGN BUILD
23830 PACIFIC HIGHWAY S. SUITE 203
KENT, WA 98032

STAMP

Office of Construction and Facilities Management

VA U.S. Department of Veterans Affairs

Drawing Title	Phase	Project Title	Project Number
BUILDING 15E & 15H - LEVEL 02 - FLOOR PLAN	95% DESIGN DEVELOPMENT	EHRM INFRASTRUCTURE UPGRADES - CASTLE POINT	620A4-22-700
			Building Number: 15E & 15H
Approved:	FULLY SPRINKLERED	Location: VA HUDSON VALLEY MEDICAL CENTER, 41 CASTLE POINT ROAD WAPPINGERS FALLS, NY 12590	Drawing Number: 15EA-402
		Issue Date: 02/24/2024 · Checked: JG/MA · Drawn: JG/SGS	

BIM 360://620A4-22-700 VAHV EHRM Infrastructure upgrades - Castle Point/VACP_15E_AR_SDB.rvt
10/09/2024 11:20:29 am

VA FORM 08 - 6231

VA APPROVED TR LOCATION

TR TOWER H-301

1. VA APPROVED TR TOWER H-301 (100 SQFT).
2. TR MEETS THE VA STANDARD FLOOR AREA REQUIREMENTS FOR EXISTING HEALTHCARE BUILDINGS OF 100 SQFT.
3. TR MEETS THE VA STANDARD MINIMUM FORM FACTOR REQUIREMENT OF A 10'x10' FOOTPRINT.
4. SINGLE DIAMOND IS FOR SCALE REFERENCE.
5. OPTION 1: SPACE BELOW APPEARS TO BE MORE FEASIBLE FOR TOWER PLACEMENT BASED OFF EXISTING INFRASTRUCTURE.

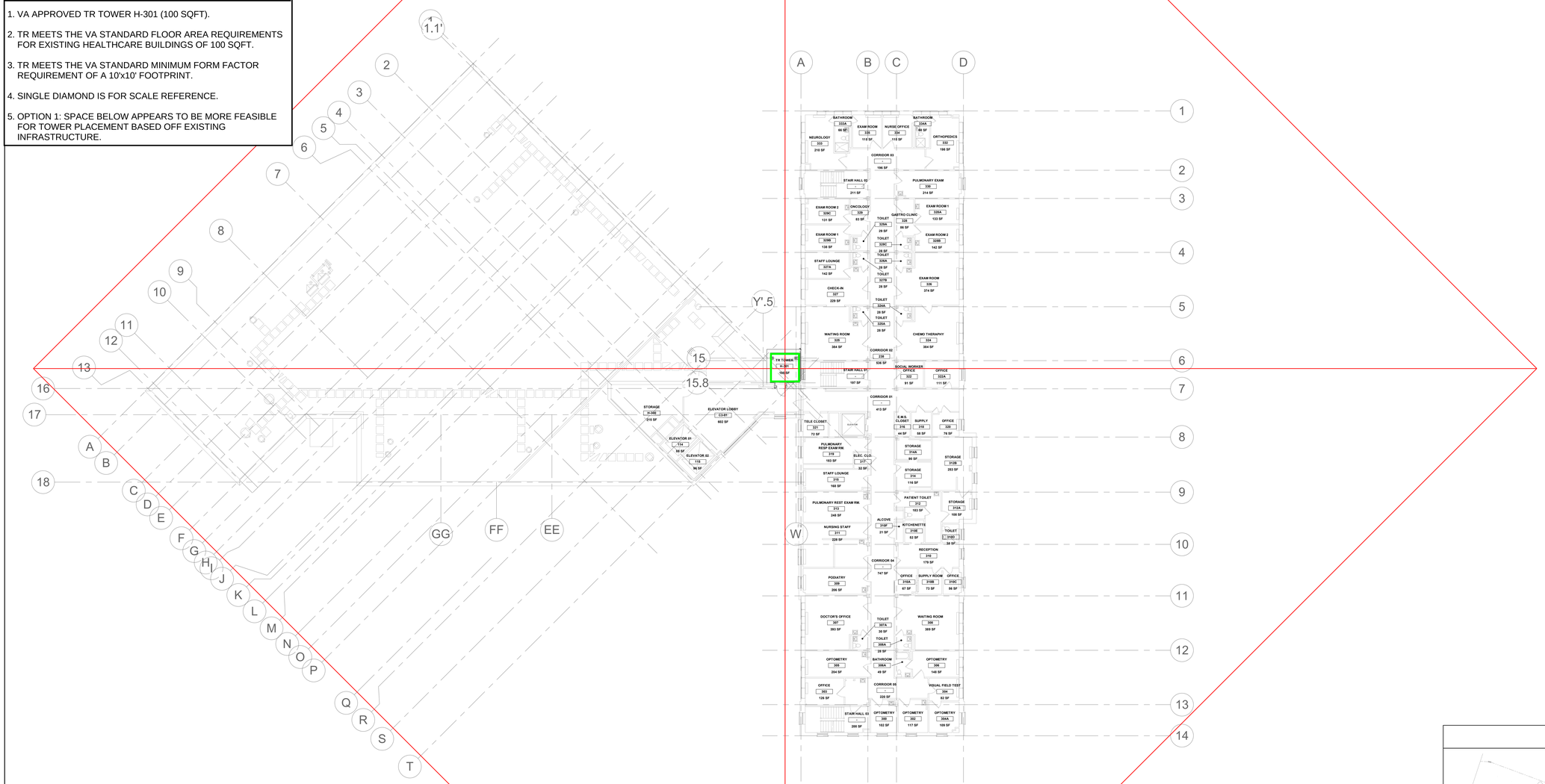

1 LEVEL 03 - FLOOR PLAN
1/16" = 1'-0"

PROJECT NORTH

LEGENDS
- EXISTING ORIGINAL TR
- VA PROPOSED TR LOCATION
- A/E PROPOSED TR LOCATION
- VA DISAPPROVED TR LOCATION
- VA APPROVED TR LOCATION

GENERAL NOTES

1. ALL DIAMONDS ARE 80 METERS FROM CENTER

TYPE OF BUILDING : HEALTHCARE

KEY PLAN

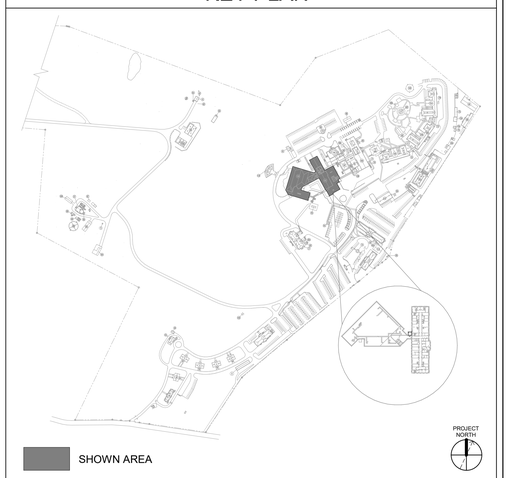

Revisions:	Date:

CONSULTANT/DISCIPLINE

ENGINEERING DISCIPLINE:

ARCHITECT/ENGINEER OF RECORD

A/E:
SPEES DESIGN BUILD
23830 PACIFIC HIGHWAY S. SUITE 203
KENT, WA 98032

STAMP

Office of Construction and Facilities Management

VA U.S. Department of Veterans Affairs

Drawing Title	Phase	Project Title	Project Number
BUILDING 15E & 15H - LEVEL 03 - FLOOR PLAN	95% DESIGN DEVELOPMENT	EHRM INFRASTRUCTURE UPGRADES - CASTLE POINT	620A4-22-700
			Building Number: 15E & 15H
Approved:	FULLY SPRINKLERED	Location: VA HUDSON VALLEY MEDICAL CENTER, 41 CASTLE POINT ROAD WAPPINGERS FALLS, NY 12590	Drawing Number: 15EA-403
		Issue Date: 02/24/2024 · Checked: JG/MA · Drawn: JG/SGS	

BIM 360://620A4-22-700 VAHV EHRM infrastructure upgrades - Castle Point/VACP_15E_AR_SDB.rvt
10/09/2024 11:20:32 am

VA FORM 08 - 6231

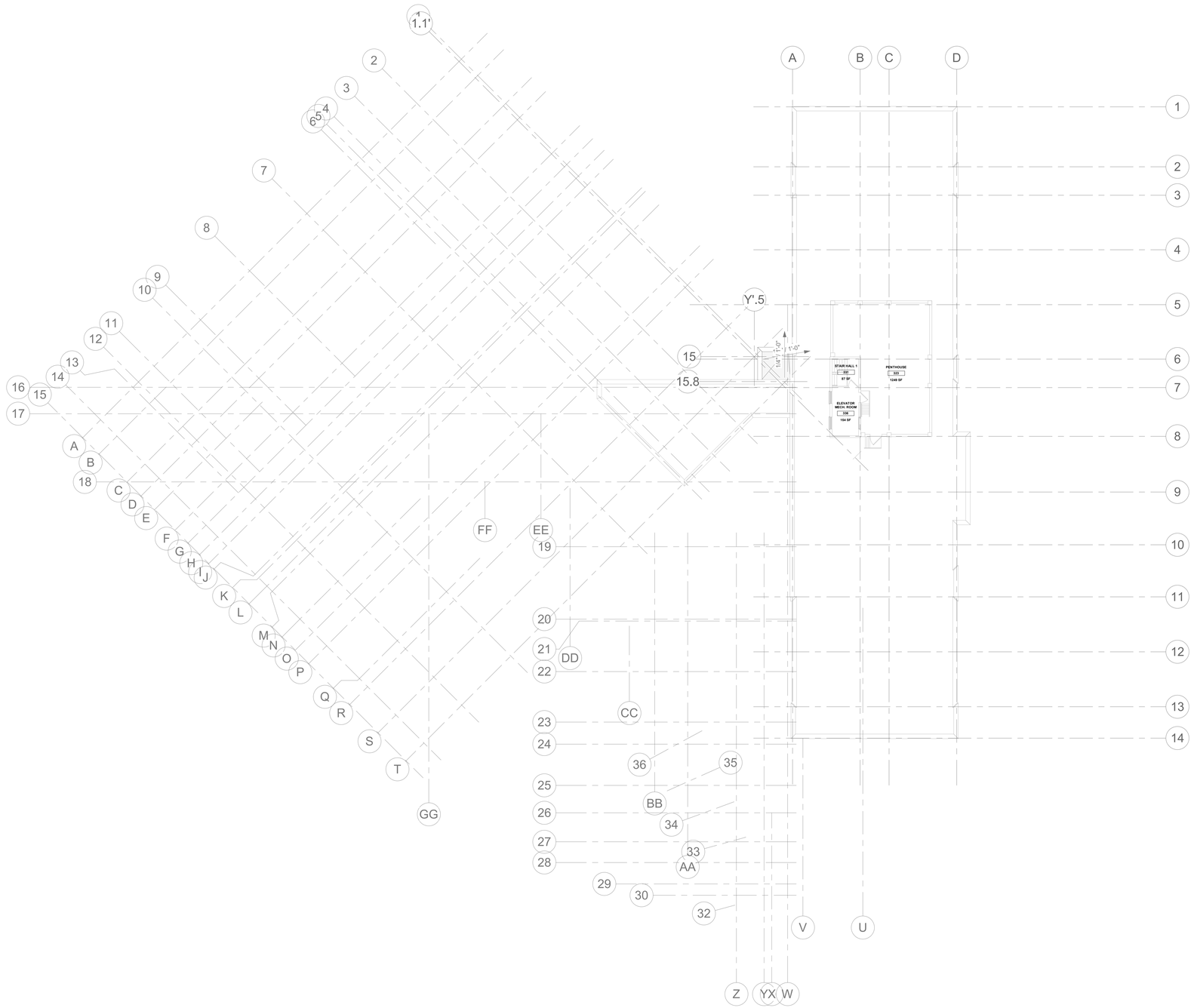

1 LEVEL 04 - FLOOR PLAN

1/16" = 1'-0"

LEGENDS
- EXISTING ORIGINAL TR
- VA PROPOSED TR LOCATION
- A/E PROPOSED TR LOCATION
- VA DISAPPROVED TR LOCATION
- VA APPROVED TR LOCATION
GENERAL NOTES
1. ALL DIAMONDS ARE 80 METERS FROM CENTER
TYPE OF BUILDING : HEALTHCARE

EXISTING TR

BLDG 15E & 15H - LEVEL 04
1. PENTHOUSE CURRENTLY HAS NO PROGRAMMING NEEDS; ANY PROGRAMMING NEEDS WILL BE MET FROM TR TOWER T-3 ON LEVEL 03.

KEY PLAN

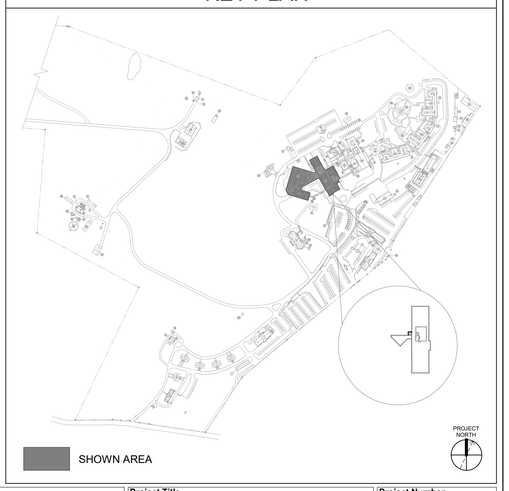

Revisions:	Date:

CONSULTANT/DISCIPLINE

ENGINEERING DISCIPLINE:

ARCHITECT/ENGINEER OF RECORD

A/E:
SPEES DESIGN BUILD
23830 PACIFIC HIGHWAY S. SUITE 203
KENT, WA 98032

STAMP

Office of Construction and Facilities Management

VA U.S. Department of Veterans Affairs

Drawing Title: BUILDING 15E & 15H - LEVEL 04 - FLOOR PLAN

Approved:

Phase: 95% DESIGN DEVELOPMENT

FULLY SPRINKLERED

Project Title: EHRM INFRASTRUCTURE UPGRADES - CASTLE POINT

Location: VA HUDSON VALLEY MEDICAL CENTER, 41 CASTLE POINT ROAD WAPPINGERS FALLS, NY 12590

Issue Date: 02/24/2024 | Checked: JG/MA | Drawn: JG/SGS

Project Number: 620A4-22-700

Building Number: 15E & 15H

Drawing Number: 15EA-404

BIM 360://620A4-22-700 VAHV EHRM Infrastructure upgrades - Castle Point/VACP_15E_AR_SDB.rvt
10/09/2024 11:20:33 am

VA FORM 08 - 6231

VA APPROVED TR LOCATION

TR 008

1. VA APPROVED TR 008 (154 SQFT).
2. TR MEETS THE VA STANDARD FLOOR AREA REQUIREMENTS FOR EXISTING HEALTHCARE BUILDINGS OF 100 SQFT.
3. TR MEETS THE VA STANDARD MINIMUM FORM FACTOR REQUIREMENT OF A 10'x10' FOOTPRINT.

LEGENDS

- EXISTING ORIGINAL TR
- VA PROPOSED TR LOCATION
- A/E PROPOSED TR LOCATION
- VA DISAPPROVED TR LOCATION
- VA APPROVED TR LOCATION

GENERAL NOTES

1. ALL DIAMONDS ARE 80 METERS FROM CENTER

TYPE OF BUILDING : HEALTHCARE

1 LEVEL 00 - FLOOR PLAN

1/8" = 1'-0"

KEY PLAN

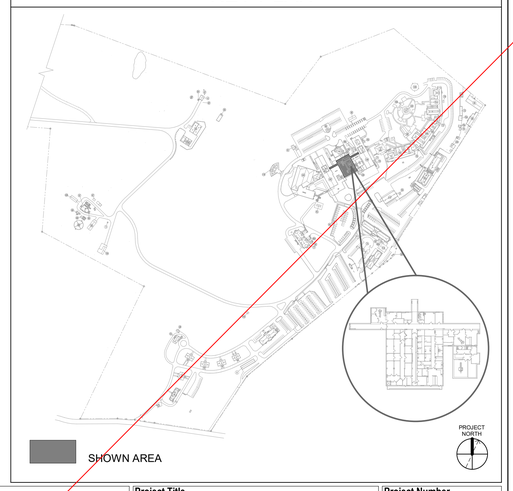

Revisions:	Date:

CONSULTANT/DISCIPLINE

ENGINEERING DISCIPLINE:

ARCHITECT/ENGINEER OF RECORD

A/E:
SPEES DESIGN BUILD
23830 PACIFIC HIGHWAY S. SUITE 203
KENT, WA 98032
SDB SPEESDESIGNBUILD

STAMP

Office of Construction and Facilities Management

VA U.S. Department of Veterans Affairs

Drawing Title: BUILDING 16 - LEVEL 00 - FLOOR PLAN

Approved:

Phase: 95% DESIGN DEVELOPMENT

FULLY SPRINKLERED

Project Title: EHRM INFRASTRUCTURE UPGRADES - CASTLE POINT

Location: VA HUDSON VALLEY MEDICAL CENTER, 41 CASTLE POINT ROAD WAPPINGERS FALLS, NY 12590

Issue Date: 09/13/2024 | Checked: JG/MA | Drawn: JG/SGS

Project Number: 620A4-22-700

Building Number: 16

Drawing Number: 16A-400

BIM 360://620A4-22-700 VAHV EHRM Infrastructure upgrades - Castle Point/VACP_16_AR_SDB.rvt

08/09/2024 11:36:43 am

VA FORM 08 - 6231

VA APPROVED TR LOCATION

TR 100

1. VA APPROVED TR 100 (550 SQFT).
2. TR MEETS THE VA STANDARD FLOOR AREA REQUIREMENTS FOR EXISTING HEALTHCARE BUILDINGS OF 100 SQFT.
3. TR MEETS THE VA STANDARD MINIMUM FORM FACTOR REQUIREMENT OF A 10'x10' FOOTPRINT.
4. ROOM IS EXISTING DEMARCATION ROOM; RACKS WILL BE PLACED IN EXISTING ROOM SERVING TELECOM NEEDS FOR THIS FLOOR AND LIMITED PROGRAMMING NEEDS ON 2ND AND 3RD FLOORS.

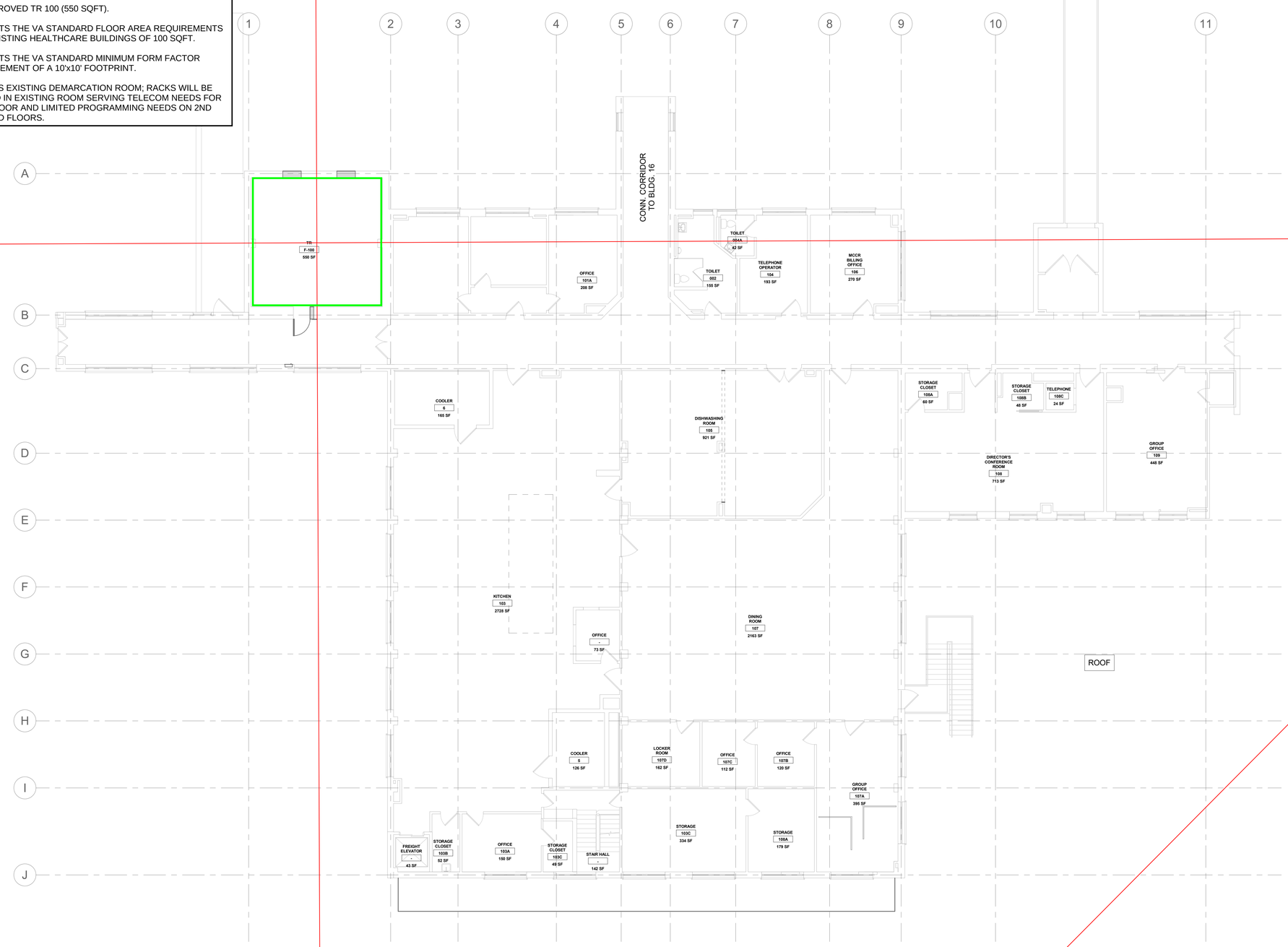

1 LEVEL 01 - FLOOR PLAN
1/8" = 1'-0"

PROJECT NORTH

LEGENDS

- EXISTING ORIGINAL TR
- VA PROPOSED TR LOCATION
- A/E PROPOSED TR LOCATION
- VA DISAPPROVED TR LOCATION
- VA APPROVED TR LOCATION

GENERAL NOTES

1. ALL DIAMONDS ARE 80 METERS FROM CENTER

TYPE OF BUILDING : HEALTHCARE

KEY PLAN

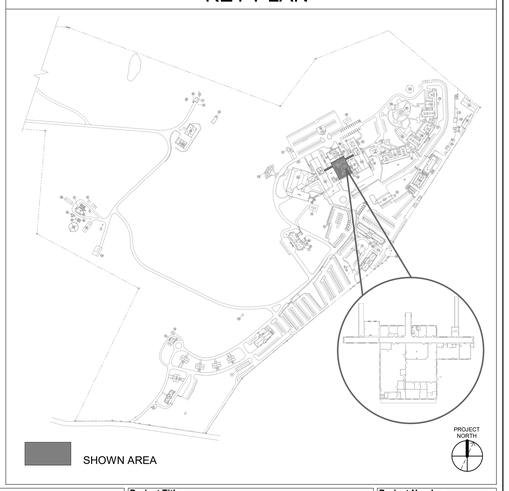

Revisions:	Date:

CONSULTANT/DISCIPLINE

ENGINEERING DISCIPLINE:

ARCHITECT/ENGINEER OF RECORD

A/E:
SPEES DESIGN BUILD
23830 PACIFIC HIGHWAY S. SUITE 203
KENT, WA 98032

STAMP

Office of Construction and Facilities Management

VA U.S. Department of Veterans Affairs

Drawing Title	BUILDING 16 - LEVEL 01 - FLOOR PLAN
Phase	95% DESIGN DEVELOPMENT
Project Title	EHRM INFRASTRUCTURE UPGRADES - CASTLE POINT
Project Number	620A4-22-700
Building Number	16
Approved:	
	FULLY SPRINKLERED
Location	VA HUDSON VALLEY MEDICAL CENTER 41 CASTLE POINT ROAD WAPPINGERS FALLS, NY 12590
Issue Date	09/13/2024
Checked	JG/MA
Drawn	JG/SGS
Drawing Number	16A-401

BIM 360://620A4-22-700 VAHV EHRM Cycle 1 infrastructure upgrades - Castle Point/VACP_16_AR_SDB.rvt
09/09/2024 11:36:44 am

VA FORM 08 - 6231

LEGENDS
- EXISTING ORIGINAL TR
- VA PROPOSED TR LOCATION
- A/E PROPOSED TR LOCATION
- VA DISAPPROVED TR LOCATION
- VA APPROVED TR LOCATION
GENERAL NOTES
1. ALL DIAMONDS ARE 80 METERS FROM CENTER
TYPE OF BUILDING : HEALTHCARE

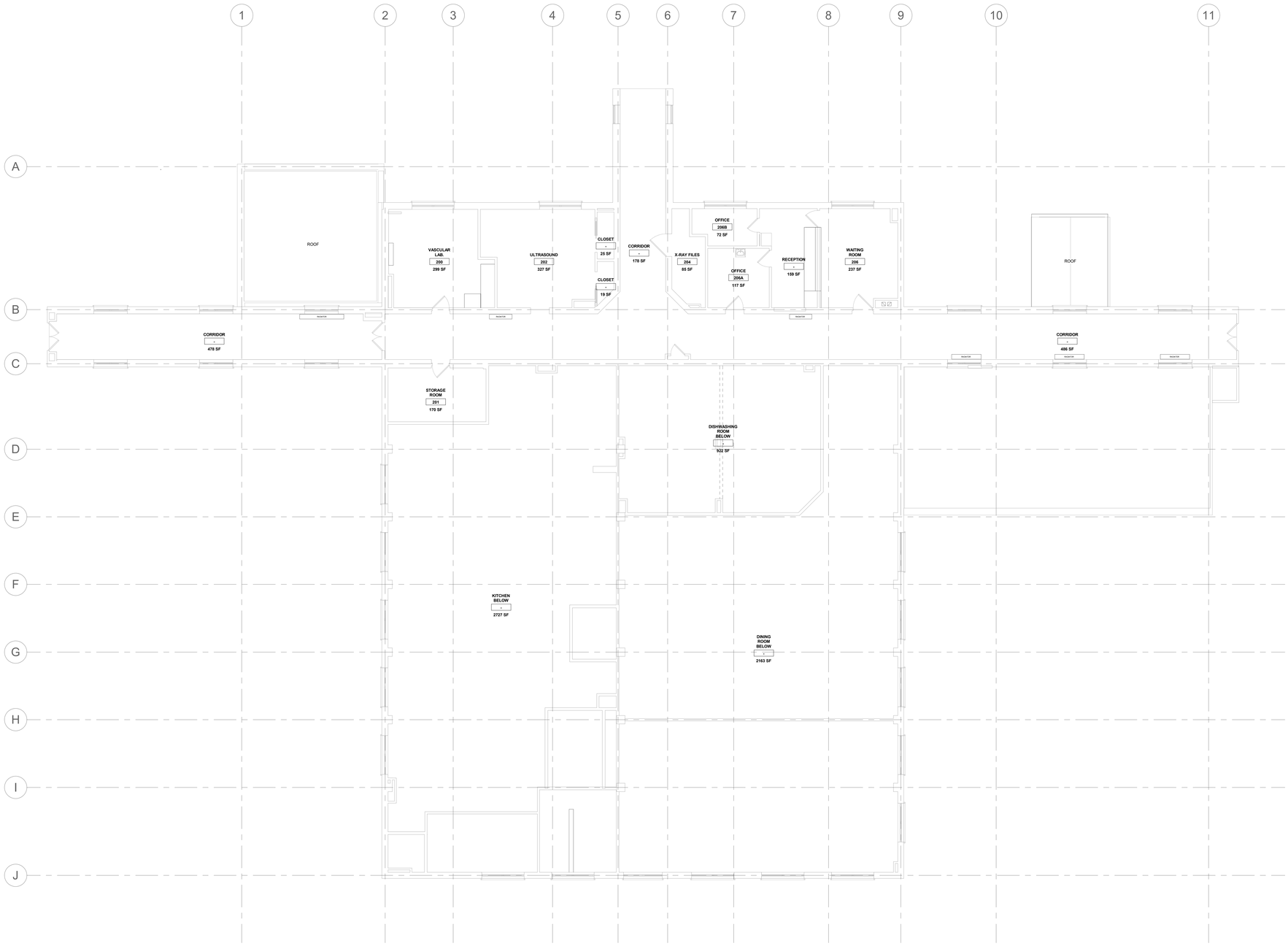

EXISTING TR

BLDG 16 - LEVEL 02
1. LIMITED PROGRAMMING NEEDS ON THIS FLOOR WILL BE SERVICED FROM TR 100 ON LEVEL 01.

KEY PLAN

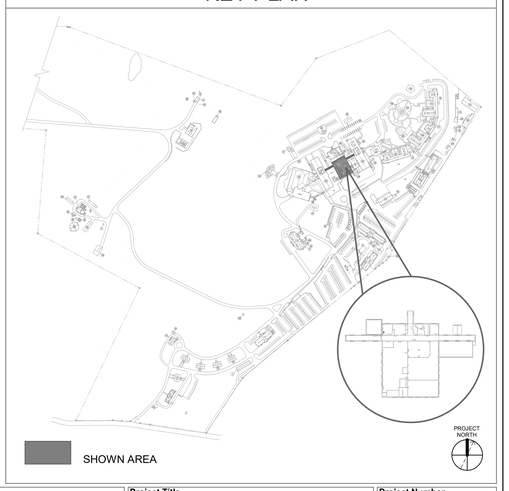

1 LEVEL 02 - FLOOR PLAN

1/8" = 1'-0"

PROJECT NORTH

Revisions:	Date:

CONSULTANT/DISCIPLINE

ENGINEERING DISCIPLINE:

ARCHITECT/ENGINEER OF RECORD

A/E:
SPEES DESIGN BUILD
23830 PACIFIC HIGHWAY S. SUITE 203
KENT, WA 98032

SPEESDESIGNBUILD

STAMP

Office of Construction and Facilities Management

VA U.S. Department of Veterans Affairs

Drawing Title: BUILDING 16 - LEVEL 02 - FLOOR PLAN	Phase: 95% DESIGN DEVELOPMENT	Project Title: EHRM INFRASTRUCTURE UPGRADES - CASTLE POINT	Project Number: 620A4-22-700
			Building Number: 16
Approved:	FULLY SPRINKLERED	Location: VA HUDSON VALLEY MEDICAL CENTER, 41 CASTLE POINT ROAD WAPPINGERS FALLS, NY 12590	Drawing Number: 16A-402
		Issue Date: 09/13/2024 · Checked: JG/MA · Drawn: JG/SGS	

BIM 360://620A4-22-700 VAHV EHRM Infrastructure upgrades - Castle Point/VACP_16_AR_SDB.rvt
09/09/2024 11:36:45 am

VA FORM 08 - 6231

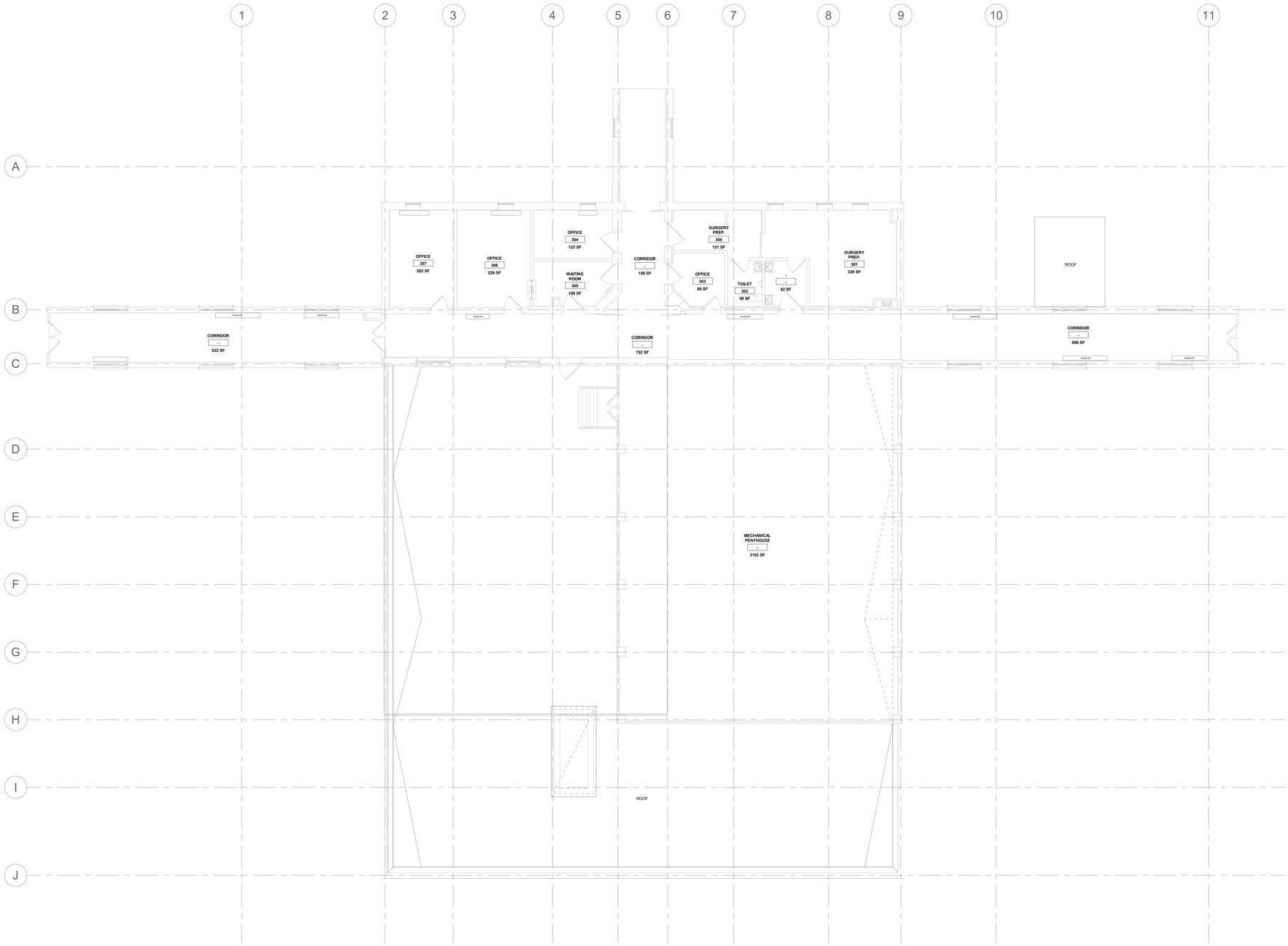

1 LEVEL 03 - FLOOR PLAN

1/8" = 1'-0"

PROJECT NORTH

LEGENDS
- EXISTING ORIGINAL TR
- VA PROPOSED TR LOCATION
- A/E PROPOSED TR LOCATION
- VA DISAPPROVED TR LOCATION
- VA APPROVED TR LOCATION
GENERAL NOTES
1. ALL DIAMONDS ARE 80 METERS FROM CENTER
TYPE OF BUILDING : HEALTHCARE

EXISTING TR

BLDG 16 - LEVEL 03
1. LIMITED PROGRAMMING NEEDS ON THIS FLOOR WILL BE SERVICED FROM TR 100 ON LEVEL 01.

KEY PLAN

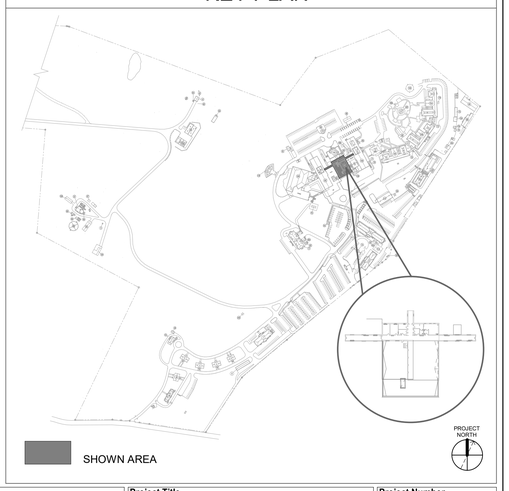

Revisions:	Date:

CONSULTANT/DISCIPLINE

ENGINEERING DISCIPLINE:

ARCHITECT/ENGINEER OF RECORD

A/E:
SPEES DESIGN BUILD
23830 PACIFIC HIGHWAY S. SUITE 203
KENT, WA 98032
SPEESDESIGNBUILD

STAMP

Office of Construction and Facilities Management

VA U.S. Department of Veterans Affairs

Drawing Title	Phase	Project Title	Project Number
BUILDING 16 - LEVEL 03 - FLOOR PLAN	95% DESIGN DEVELOPMENT	EHRM INFRASTRUCTURE UPGRADES - CASTLE POINT	620A4-22-700
			Building Number: 16
Approved:	FULLY SPRINKLERED	Location: VA HUDSON VALLEY MEDICAL CENTER, 41 CASTLE POINT ROAD WAPPINGERS FALLS, NY 12590	Drawing Number: 16A-403
		Issue Date: 09/13/2024 · Checked: JG/MA · Drawn: JG/SGS	

BIM 360://620A4-22-700 VAHV EHRM Infrastructure upgrades - Castle Point/VACP_16_AR_SDB.rvt
09/09/2024 11:36:46 am

VA FORM 08 - 6231

VA APPROVED TR LOCATION

TR G-014

1. VA APPROVED TR G-014 (88 SQFT).
2. TR MEETS THE VA STANDARD FLOOR AREA REQUIREMENTS FOR EXISTING HEALTHCARE BUILDINGS OF 100 SQFT.
3. TR MEETS THE VA STANDARD MINIMUM FORM FACTOR REQUIREMENTS OF A 10'X10' FOOTPRINT.

LEGENDS

- EXISTING ORIGINAL TR
- VA PROPOSED TR LOCATION
- A/E PROPOSED TR LOCATION
- VA DISAPPROVED TR LOCATION
- VA APPROVED TR LOCATION

GENERAL NOTES

1. ALL DIAMONDS ARE 80 METERS FROM CENTER

TYPE OF BUILDING : HEALTHCARE

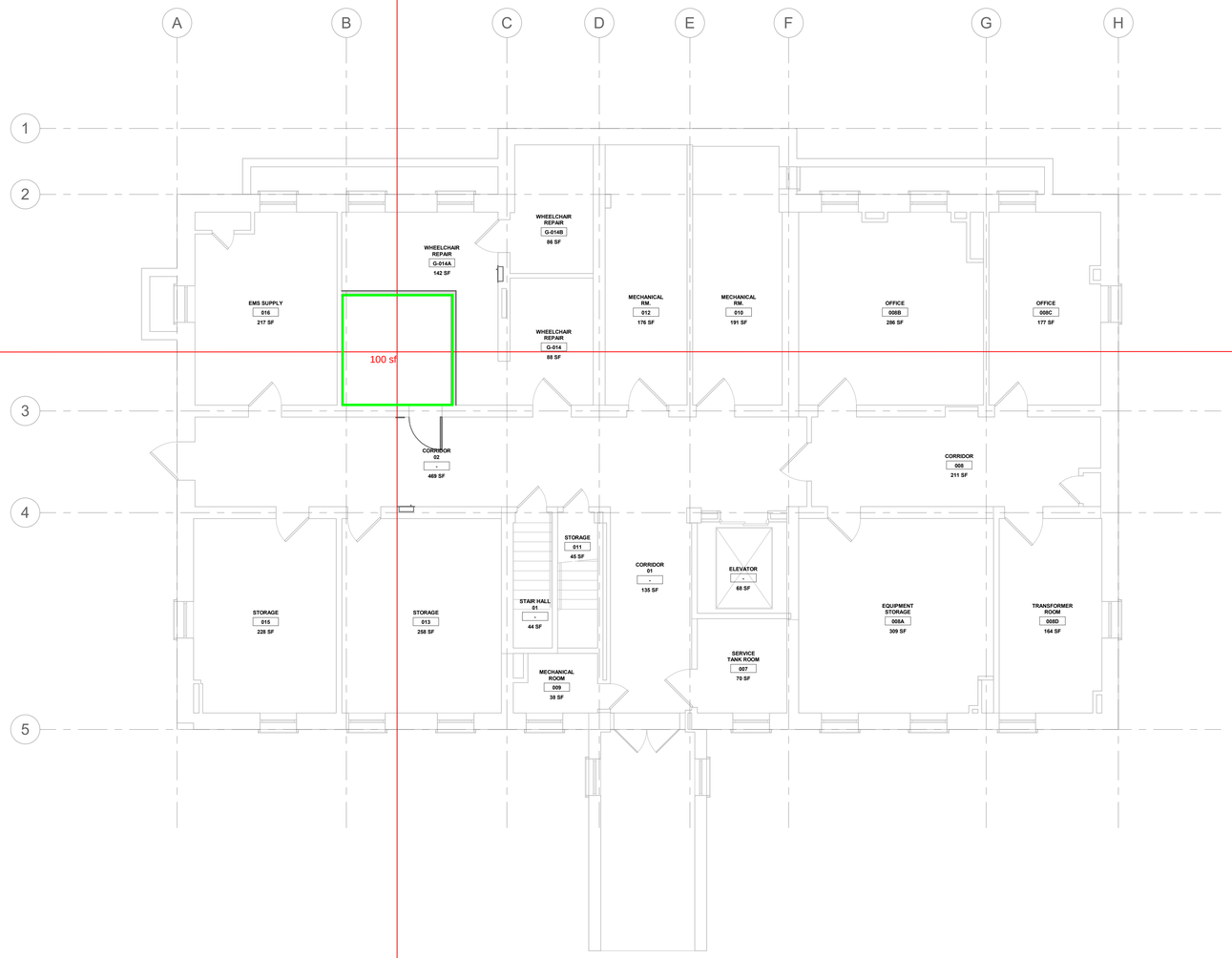

1 LEVEL 00G - FLOOR PLAN

3/16" = 1'-0"

PROJECT NORTH

0' 2' 4' 8'

KEY PLAN

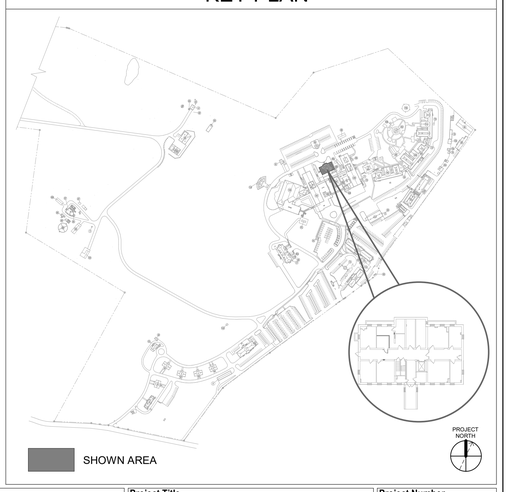

Revisions:	Date:

CONSULTANT/DISCIPLINE

ENGINEERING DISCIPLINE:

ARCHITECT/ENGINEER OF RECORD

A/E:
SPEES DESIGN BUILD
23830 PACIFIC HIGHWAY S. SUITE 203
KENT, WA 98032

SPEESDESIGNBUILD

STAMP

Office of Construction and Facilities Management

VA U.S. Department of Veterans Affairs

Drawing Title	BUILDING 17 - LEVEL 00G - FLOOR PLAN
Phase	95% DESIGN DEVELOPMENT
Project Title	EHRM INFRASTRUCTURE UPGRADES - CASTLE POINT
Project Number	620A4-22-700
Building Number	17
Approved:	
	FULLY SPRINKLERED
Location	VA HUDSON VALLEY MEDICAL CENTER 41 CASTLE POINT ROAD WAPPINGERS FALLS, NY 12590
Drawing Number	17A-400
Issue Date	09/13/2024 JG/SGS
Checked	JG/MA
Drawn	JG/SGS

BIM 360://620A4-22-700 VAHV EHRM Infrastructure upgrades - Castle Point/VACP_17_AR_SDB.rvt

09/09/2024 12:20:56 pm

VA FORM 08 - 6231

VA APPROVED TR LOCATION

TR 107

1. VA APPROVED TR 107 (111 SQFT).
2. TR MEETS THE VA STANDARD FLOOR AREA REQUIREMENTS FOR EXISTING HEALTHCARE BUILDINGS OF 100 SQFT.
3. TR DOES **NOT** MEET THE VA STANDARD MINIMUM FORM FACTOR REQUIREMENTS OF A 10'X10' FOOTPRINT.
4. SINGLE DIAMOND IS FOR SCALE REFERENCE.
5. OPTION 1: TR IN RM 112A

LEGENDS

- EXISTING ORIGINAL TR
- VA PROPOSED TR LOCATION
- A/E PROPOSED TR LOCATION
- VA DISAPPROVED TR LOCATION
- VA APPROVED TR LOCATION

GENERAL NOTES

1. ALL DIAMONDS ARE 80 METERS FROM CENTER

TYPE OF BUILDING : HEALTHCARE

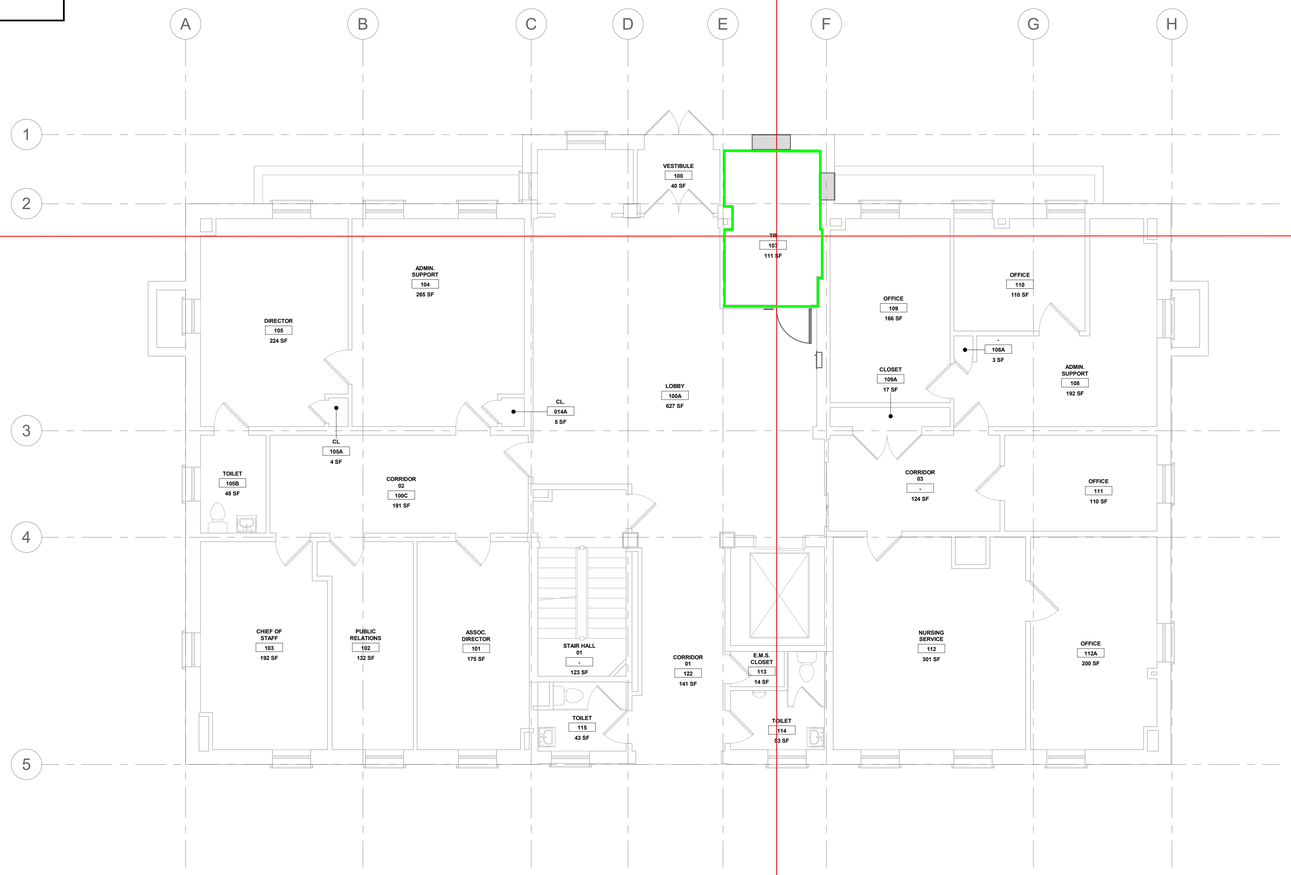

1 LEVEL 01 - FLOOR PLAN
3/16" = 1'-0"

PROJECT NORTH

KEY PLAN

Revisions:	Date:

CONSULTANT/DISCIPLINE

ENGINEERING DISCIPLINE:

ARCHITECT/ENGINEER OF RECORD

A/E:
SPEES DESIGN BUILD
23830 PACIFIC HIGHWAY S. SUITE 203
KENT, WA 98032

STAMP

Office of Construction and Facilities Management

VA U.S. Department of Veterans Affairs

Drawing Title: BUILDING 17 - LEVEL 01 - FLOOR PLAN

Approved:

Phase: 95% DESIGN DEVELOPMENT

FULLY SPRINKLERED

Project Title: EHRM INFRASTRUCTURE UPGRADES - CASTLE POINT

Location: VA HUDSON VALLEY MEDICAL CENTER, 41 CASTLE POINT ROAD WAPPINGERS FALLS, NY 12590

Issue Date	Checked	Drawn
09/13/2024	JG/MA	JG/SGS

Project Number: 620A4-22-700

Building Number: 17

Drawing Number: 17A-401

BIM 360://620A4-22-700 VAAHV EHRM Infrastructure upgrades - Castle Point/VACP_17_AR_SDB.rvt
09/09/2024 12:20:57 pm

VA FORM 08 - 6231

VA APPROVED TR LOCATION

TR G-203

1. VA APPROVED TR G-203 (123 SQFT).
2. TR MEETS THE VA STANDARD FLOOR AREA REQUIREMENTS FOR EXISTING HEALTHCARE BUILDINGS OF 100 SQFT.
3. TR DOES **NOT** MEET THE VA STANDARD MINIMUM FORM FACTOR REQUIREMENTS OF A 10'X10' FOOTPRINT.
4. SINGLE DIAMOND IS FOR SCALE REFERENCE.
5. OPTION 1: TR IN FILE ROOM

LEGENDS

- EXISTING ORIGINAL TR
- VA PROPOSED TR LOCATION
- A/E PROPOSED TR LOCATION
- VA DISAPPROVED TR LOCATION
- VA APPROVED TR LOCATION

GENERAL NOTES

1. ALL DIAMONDS ARE 80 METERS FROM CENTER

TYPE OF BUILDING : HEALTHCARE

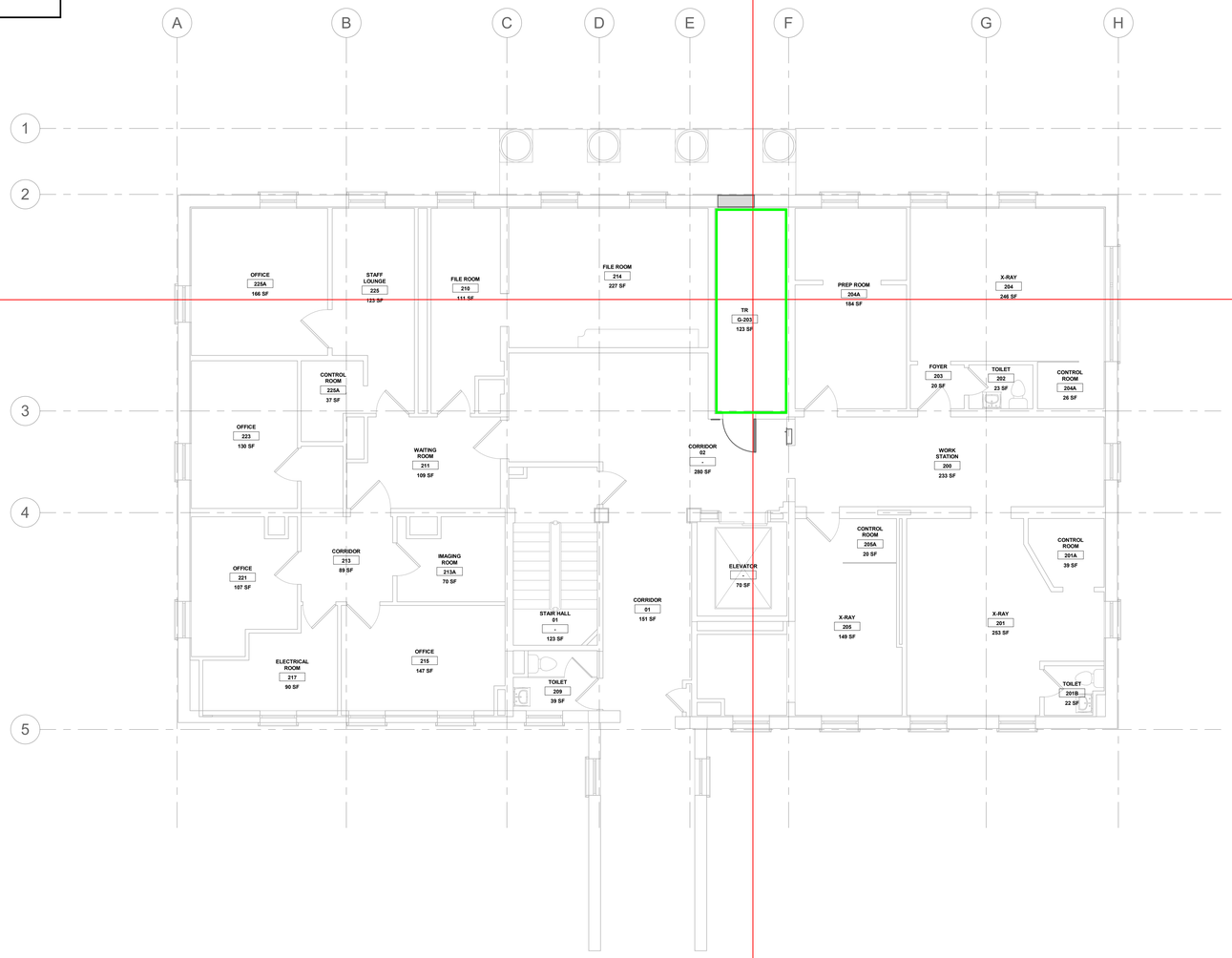

1 LEVEL 02 - FLOOR PLAN
3/16" = 1'-0"

PROJECT NORTH

KEY PLAN

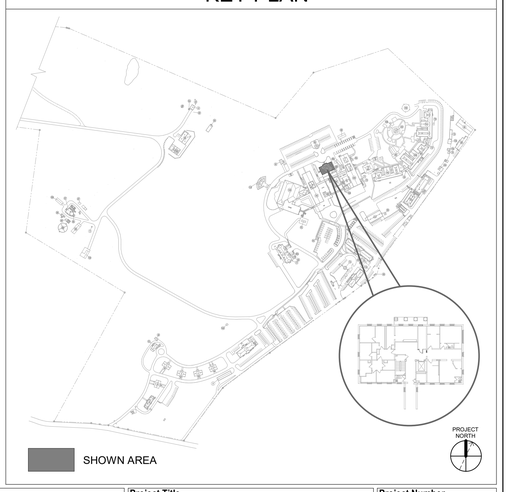

Revisions:	Date:

CONSULTANT/DISCIPLINE

ENGINEERING DISCIPLINE:

ARCHITECT/ENGINEER OF RECORD

A/E:
SPEES DESIGN BUILD
23830 PACIFIC HIGHWAY S. SUITE 203
KENT, WA 98032

STAMP

Office of Construction and Facilities Management

VA U.S. Department of Veterans Affairs

Drawing Title	BUILDING 17 - LEVEL 02 - FLOOR PLAN
Phase	95% DESIGN DEVELOPMENT
Project Title	EHRM INFRASTRUCTURE UPGRADES - CASTLE POINT
Project Number	620A4-22-700
Building Number	17
Approved:	
	FULLY SPRINKLERED
Location	VA HUDSON VALLEY MEDICAL CENTER 41 CASTLE POINT ROAD WAPPINGERS FALLS, NY 12590
Issue Date	09/13/2024
Checked	JG/MA
Drawn	JG/SGS
Drawing Number	17A-402

BIM 360://620A4-22-700 VAHV EHRM Infrastructure upgrades - Castle Point/VACP_17_AR_SDB.rvt
09/09/2024 12:20:58 pm

VA FORM 08 - 6231

LEGENDS

- EXISTING ORIGINAL TR
- VA PROPOSED TR LOCATION
- A/E PROPOSED TR LOCATION
- VA DISAPPROVED TR LOCATION
- VA APPROVED TR LOCATION

GENERAL NOTES

1. ALL DIAMONDS ARE 80 METERS FROM CENTER

TYPE OF BUILDING : HEALTHCARE

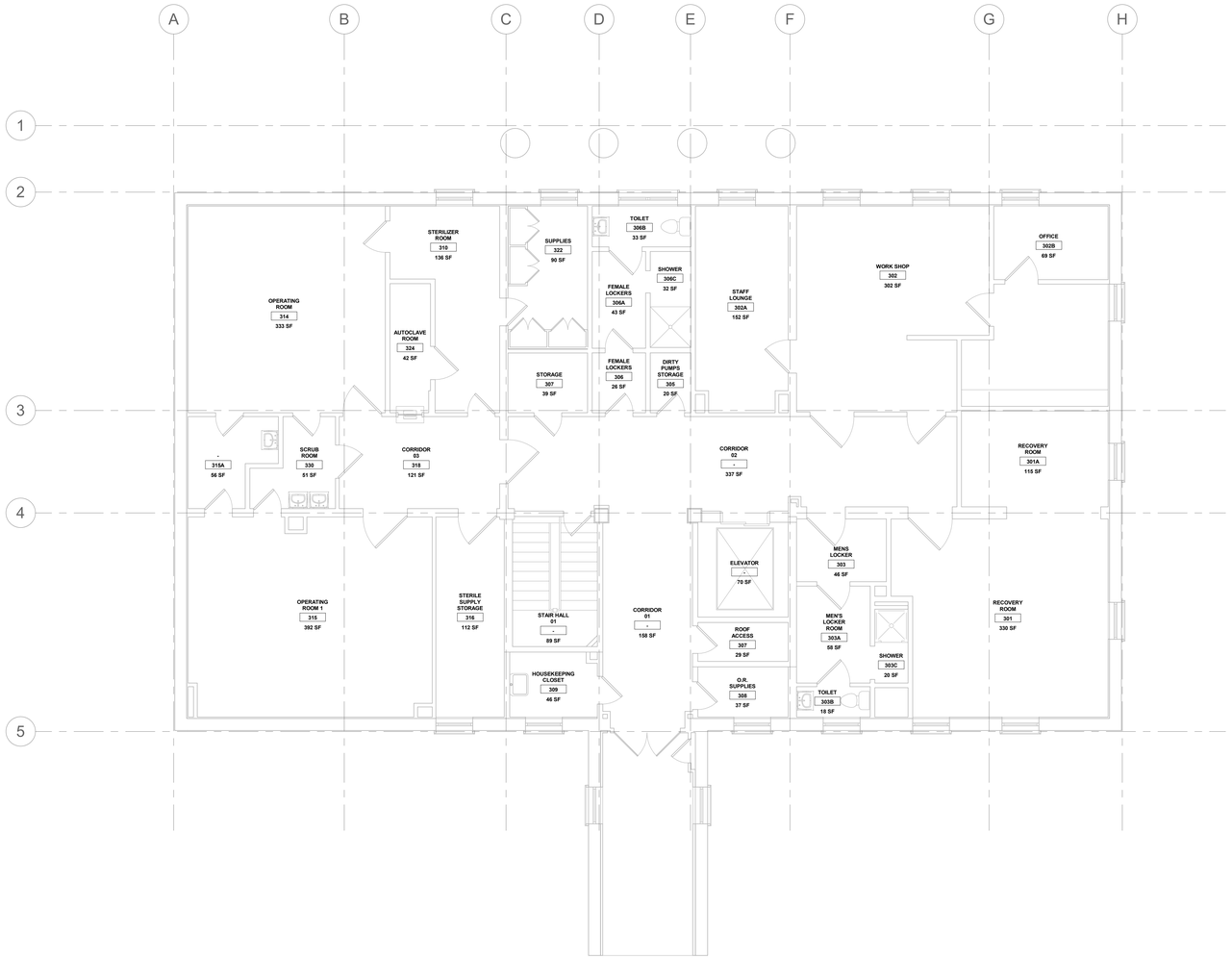

EXISTING TR

BLDG 17 - LEVEL 03

1. CURRENT SPACE IS STORAGE FOR LOGISTICS; VERY LIMITED PROGRAMMING. VARIANCE WILL BE PURSUED TO SERVICE FLOOR FROM TR G-203 ON LEVEL 02.

1 LEVEL 03 - FLOOR PLAN

3/16" = 1'-0"

PROJECT NORTH

KEY PLAN

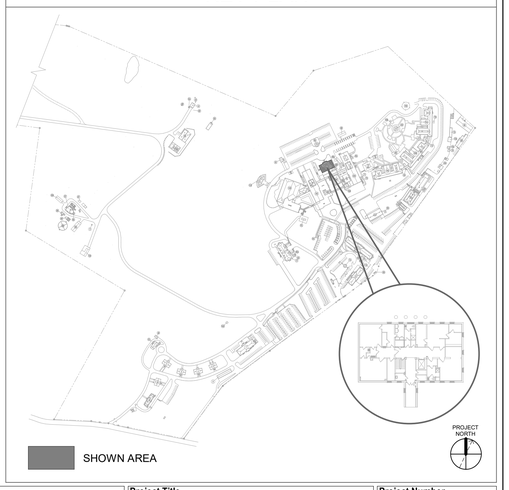

Revisions:	Date:

CONSULTANT/DISCIPLINE

ENGINEERING DISCIPLINE:

ARCHITECT/ENGINEER OF RECORD

A/E:
SPEES DESIGN BUILD
23830 PACIFIC HIGHWAY S. SUITE 203
KENT, WA 98032
SPEESDESIGNBUILD

STAMP

Office of Construction and Facilities Management

VA U.S. Department of Veterans Affairs

Drawing Title	BUILDING 17 - LEVEL 03 - FLOOR PLAN
Phase	95% DESIGN DEVELOPMENT
Project Title	EHRM INFRASTRUCTURE UPGRADES - CASTLE POINT
Project Number	620A4-22-700
Building Number	17
Approved:	
	FULLY SPRINKLERED
Location	VA HUDSON VALLEY MEDICAL CENTER 41 CASTLE POINT ROAD WAPPINGERS FALLS, NY 12590
Drawing Number	17A-403
Issue Date	09/13/2024
Checked	JG/MA
Drawn	JG/SGS

BIM 360://620A4-22-700 VAHV EHRM Infrastructure upgrades - Castle Point/VACP_17_AR_SDB.rvt
09/09/2024 12:20:59 pm

VA FORM 08 - 6231

LEGENDS
- EXISTING ORIGINAL TR
- VA PROPOSED TR LOCATION
- A/E PROPOSED TR LOCATION
- VA DISAPPROVED TR LOCATION
- VA APPROVED TR LOCATION
GENERAL NOTES
1. ALL DIAMONDS ARE 80 METERS FROM CENTER
TYPE OF BUILDING : HEALTHCARE

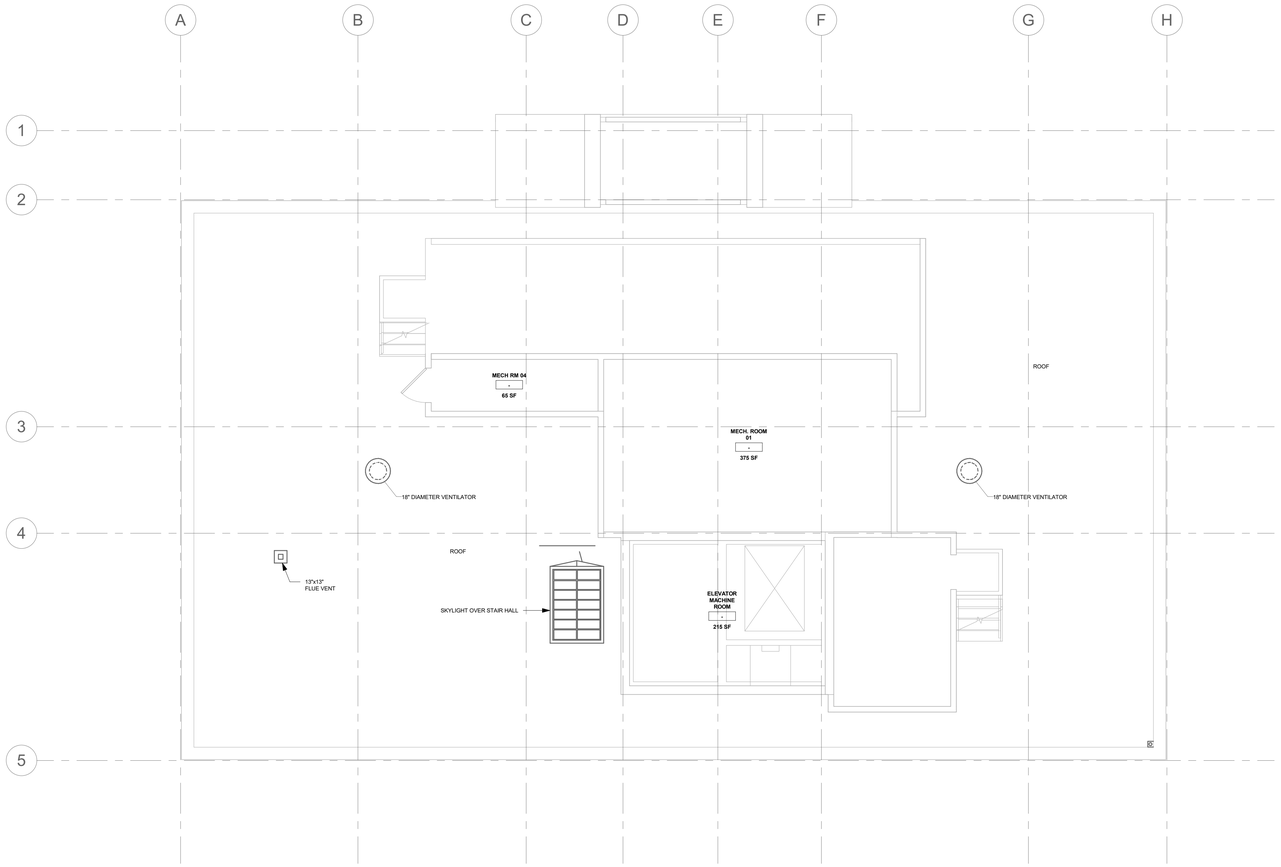

EXISTING TR

BLDG 17 - PENTHOUSE
1. CURRENT SPACE IS STORAGE FOR LOGISTICS; VERY LIMITED PROGRAMMING. VARIANCE WILL BE PURSUED TO SERVICE FLOOR FROM TR G-203 ON LEVEL 02.

1 PENTHOUSE - FLOOR PLAN

3/16" = 1'-0"

PROJECT NORTH

KEY PLAN

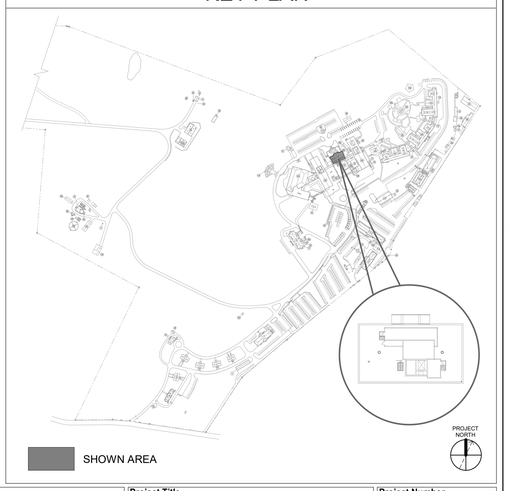

Revisions:	Date:

CONSULTANT/DISCIPLINE

ENGINEERING DISCIPLINE:

ARCHITECT/ENGINEER OF RECORD

A/E:
SPEES DESIGN BUILD
23830 PACIFIC HIGHWAY S. SUITE 203
KENT, WA 98032
SDB SPEESDESIGNBUILD

STAMP

Office of Construction and Facilities Management

VA U.S. Department of Veterans Affairs

Drawing Title: BUILDING 17 PENTHOUSE - FLOOR PLAN	Phase: 95% DESIGN DEVELOPMENT	Project Title: EHRM INFRASTRUCTURE UPGRADES - CASTLE POINT	Project Number: 620A4-22-700
			Building Number: 17
Approved:	FULLY SPRINKLERED	Location: VA HUDSON VALLEY MEDICAL CENTER, 41 CASTLE POINT ROAD WAPPINGERS FALLS, NY 12590	Drawing Number: 17A-404
		Issue Date: 09/13/2024 · Checked: JG/MA · Drawn: JG/SGS	

BIM 360://620A4-22-700 VAHV EHRM Infrastructure upgrades - Castle Point/VACP_17_AR_SDB.rvt

09/09/2024 12:21:00 pm

VA FORM 08 - 6231

VA APPROVED TR LOCATION

TR 39

1. VA APPROVED TR 39 (54 SQFT).
2. TR DOES **NOT** MEET THE VA STANDARD FLOOR AREA REQUIREMENTS FOR EXISTING HEALTHCARE BUILDINGS OF 100 SQFT.
3. TR DOES **NOT** MEET THE VA STANDARD MINIMUM FORM FACTOR REQUIREMENTS OF A 10'X10' FOOTPRINT.
4. EXISTING TR TO BE EXPANDED IN AN EFFORT TO SUPPORT NEW SPS FROM EXISTING LOCATION IN ORDER TO PREVENT DISRUPTION TO NEW HARDLID CEILING.

LEGENDS

- EXISTING ORIGINAL TR
- VA PROPOSED TR LOCATION
- A/E PROPOSED TR LOCATION
- VA DISAPPROVED TR LOCATION
- VA APPROVED TR LOCATION

GENERAL NOTES

1. ALL DIAMONDS ARE 80 METERS FROM CENTER

TYPE OF BUILDING : HEALTHCARE

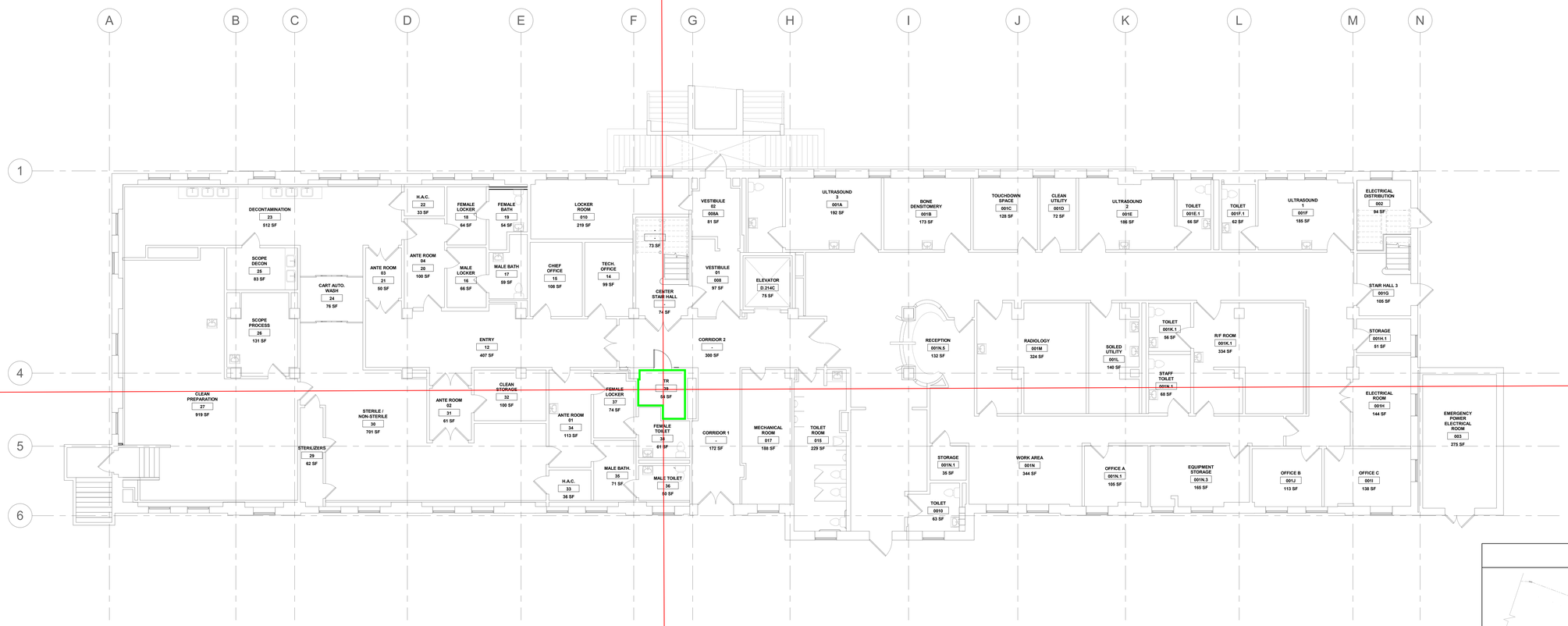

1 LEVEL 00 - FLOOR PLAN
1/8" = 1'-0"

PROJECT NORTH

KEY PLAN

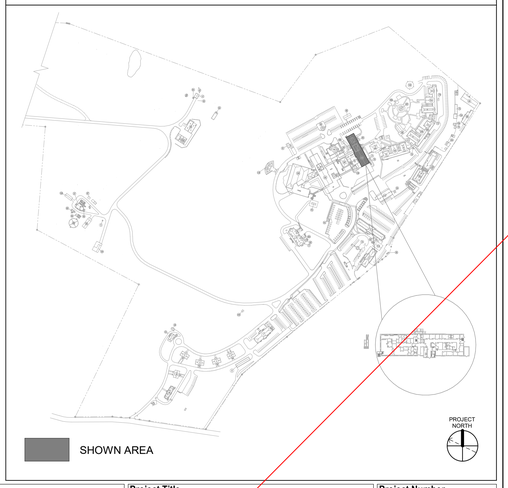

Revisions:	Date:

CONSULTANT/DISCIPLINE

ENGINEERING DISCIPLINE:

ARCHITECT/ENGINEER OF RECORD

A/E:
SPEES DESIGN BUILD
23930 PACIFIC HIGHWAY S. SUITE 203
KENT, WA 98032
SPEESDESIGNBUILD

STAMP

Office of Construction and Facilities Management

VA U.S. Department of Veterans Affairs

Drawing Title: BUILDING 18 - LEVEL 00 - FLOOR PLAN	Phase: 95% DESIGN DEVELOPMENT	Project Title: EHRM INFRASTRUCTURE UPGRADES - CASTLE POINT	Project Number: 620A4-22-700
Approved:	FULLY SPRINKLERED	Location: VA HUDSON VALLEY MEDICAL CENTER, 41 CASTLE POINT ROAD WAPPINGERS FALLS, NY 12590	Building Number: 18
		Issue Date: 09/13/2024 · Checked: JG/MA · Drawn: JG/SGS	Drawing Number: 18A-400

BIM 360://620A4-22-700 VAHV EHRM Infrastructure upgrades - Castle Point/VACP_18_AR_SDB.rvt
09/09/2024 11:55:27 am

VA FORM 08 - 6231

VA APPROVED TR LOCATION

TR 115A

1. VA APPROVED TR 115A (134 SQFT).
2. TR TO BE BUILT IN RM D-115A. PROJECT WILL MOVE NURSING POD CURRENTLY LOCATED IN THIS WAITING ROOM.
3. TR MEETS THE VA STANDARD FLOOR AREA REQUIREMENTS FOR EXISTING HEALTHCARE BUILDINGS OF 100 SQFT.
4. TR DOES **NOT** MEET THE VA STANDARD MINIMUM FORM FACTOR REQUIREMENTS OF A 10'X10' FOOTPRINT.

LEGENDS

- EXISTING ORIGINAL TR
- VA PROPOSED TR LOCATION
- A/E PROPOSED TR LOCATION
- VA DISAPPROVED TR LOCATION
- VA APPROVED TR LOCATION

GENERAL NOTES

1. ALL DIAMONDS ARE 80 METERS FROM CENTER

TYPE OF BUILDING : HEALTHCARE

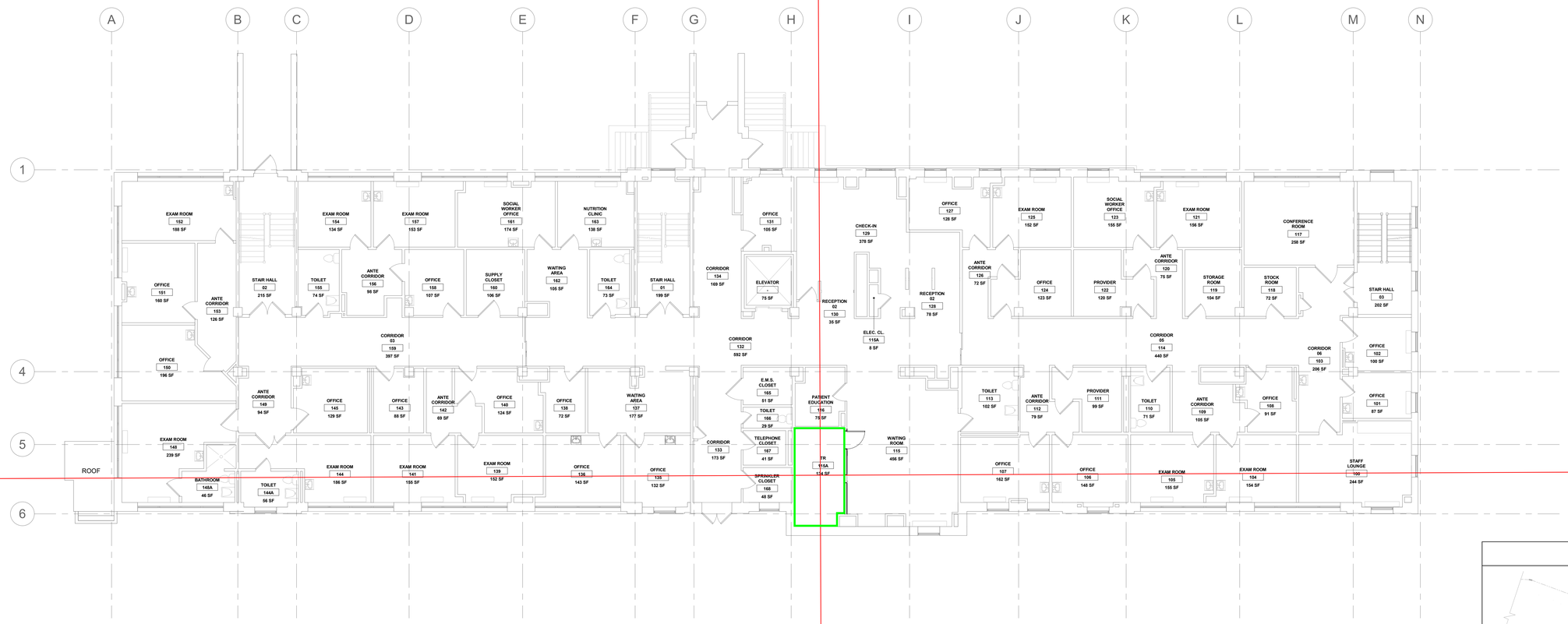

1 LEVEL 01 - FLOOR PLAN

1/8" = 1'-0"

PROJECT NORTH

KEY PLAN

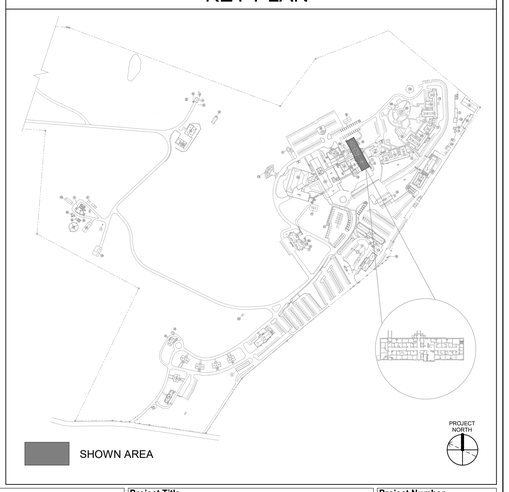

Revisions:	Date:

CONSULTANT/DISCIPLINE

ENGINEERING DISCIPLINE:

ARCHITECT/ENGINEER OF RECORD

A/E:
SPEES DESIGN BUILD
23830 PACIFIC HIGHWAY S. SUITE 203
KENT, WA 98032
SPEESDESIGNBUILD

STAMP

Office of Construction and Facilities Management

VA U.S. Department of Veterans Affairs

Drawing Title	BUILDING 18 - LEVEL 01 - FLOOR PLAN
Phase	95% DESIGN DEVELOPMENT
Approved:	
	FULLY SPRINKLERED
Project Title	EHRM INFRASTRUCTURE UPGRADES - CASTLE POINT
Project Number	620A4-22-700
Building Number	18
Location	VA HUDSON VALLEY MEDICAL CENTER 41 CASTLE POINT ROAD WAPPINGERS FALLS, NY 12590
Drawing Number	18A-401
Issue Date	09/13/2024
Checked	JG/MA
Drawn	JG/SGS

BIM 360://620A4-22-700 VAHV EHRM Infrastructure upgrades - Castle Point/VACP_18_AR_SDB.rvt
09/09/2024 11:55:29 am

VA FORM 08 - 6231

VA APPROVED TR LOCATION

TR D-214A

1. VA APPROVED TR D-214A (113 SQFT).
2. TR MEETS THE VA STANDARD FLOOR AREA REQUIREMENTS FOR EXISTING HEALTHCARE BUILDINGS OF 100 SQFT.
3. TR MEETS THE VA STANDARD MINIMUM FORM FACTOR REQUIREMENTS OF A 10'X10' FOOTPRINT.

LEGENDS

- EXISTING ORIGINAL TR
- VA PROPOSED TR LOCATION
- A/E PROPOSED TR LOCATION
- VA DISAPPROVED TR LOCATION
- VA APPROVED TR LOCATION

GENERAL NOTES

1. ALL DIAMONDS ARE 80 METERS FROM CENTER

TYPE OF BUILDING : HEALTHCARE

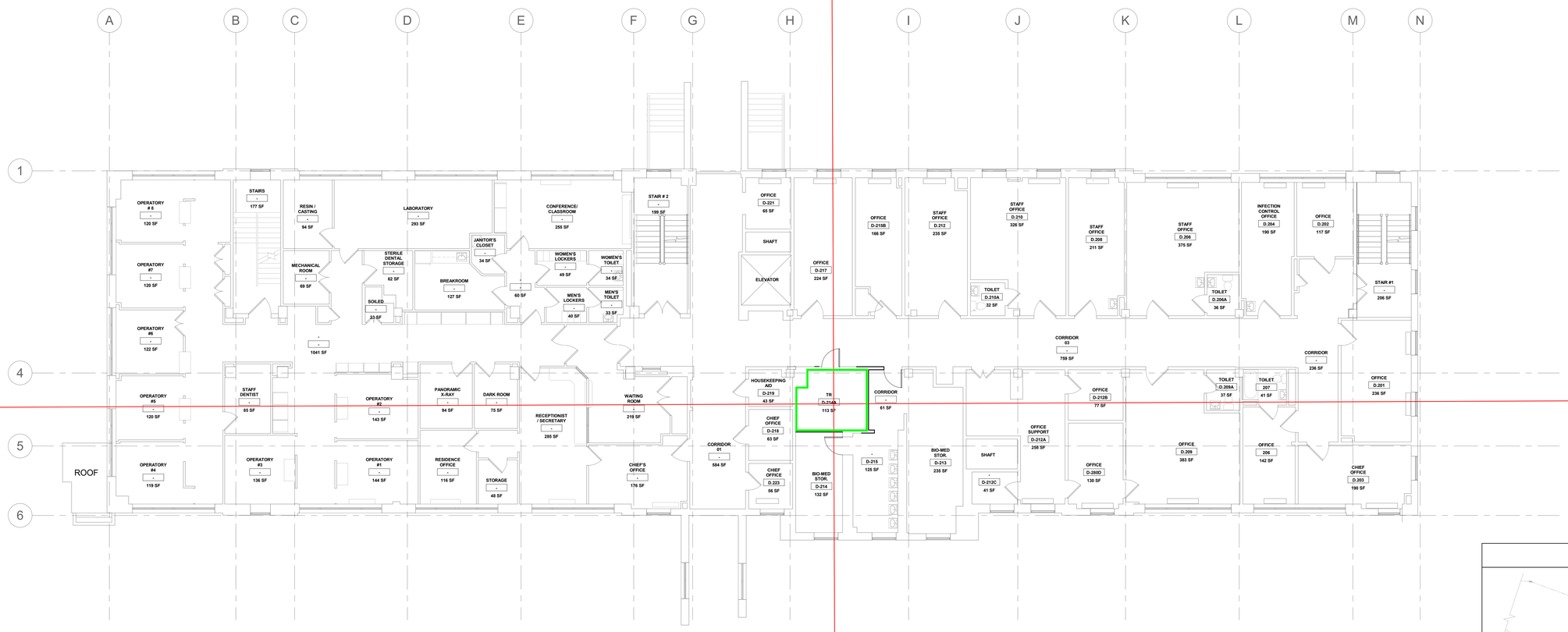

1 LEVEL 02 - FLOOR PLAN

1/8" = 1'-0"

PROJECT NORTH

0' 4' 8' 16'

KEY PLAN

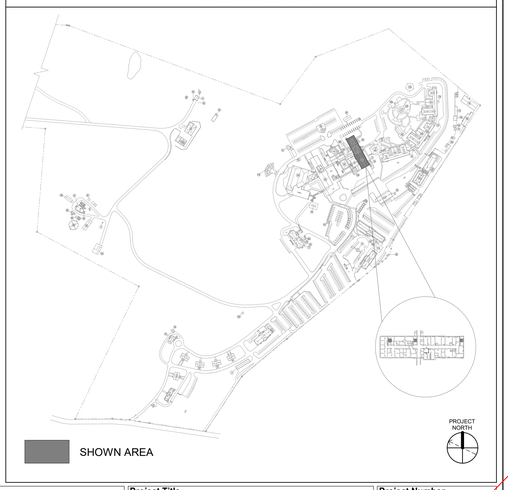

Revisions:	Date:

CONSULTANT/DISCIPLINE

ENGINEERING DISCIPLINE:

ARCHITECT/ENGINEER OF RECORD

A/E:
SPEES DESIGN BUILD
23830 PACIFIC HIGHWAY S. SUITE 203
KENT, WA 98032

STAMP

Office of Construction and Facilities Management

VA U.S. Department of Veterans Affairs

Drawing Title: BUILDING 18 - LEVEL 02 - FLOOR PLAN	Phase: 95% DESIGN DEVELOPMENT	Project Title: EHRM INFRASTRUCTURE UPGRADES - CASTLE POINT	Project Number: 620A4-22-700
			Building Number: 18
Approved:	FULLY SPRINKLERED	Location: VA HUDSON VALLEY MEDICAL CENTER, 41 CASTLE POINT ROAD WAPPINGERS FALLS, NY 12590	Drawing Number: 18A-402
		Issue Date: 09/13/2024 · Checked: JG/MA · Drawn: JG/SGS	

BIM 360://620A4-22-700 VAHV EHRM Infrastructure upgrades - Castle Point/VACP_18_AR_SDB.rvt

09/09/2024 11:55:31 am

VA FORM 08 - 6231

VA APPROVED TR LOCATION

TR 314CA

1. VA APPROVED TR 314CA (124 SQFT).
2. TR MEETS THE VA STANDARD FLOOR AREA REQUIREMENTS FOR EXISTING HEALTHCARE BUILDINGS OF 100 SQFT.
3. TR MEETS THE VA STANDARD MINIMUM FORM FACTOR REQUIREMENTS OF A 10'X10' FOOTPRINT.

LEGENDS

- EXISTING ORIGINAL TR
- VA PROPOSED TR LOCATION
- A/E PROPOSED TR LOCATION
- VA DISAPPROVED TR LOCATION
- VA APPROVED TR LOCATION

GENERAL NOTES

1. ALL DIAMONDS ARE 80 METERS FROM CENTER

TYPE OF BUILDING : HEALTHCARE

1 LEVEL 03 - FLOOR PLAN
1/8" = 1'-0"

PROJECT NORTH

KEY PLAN

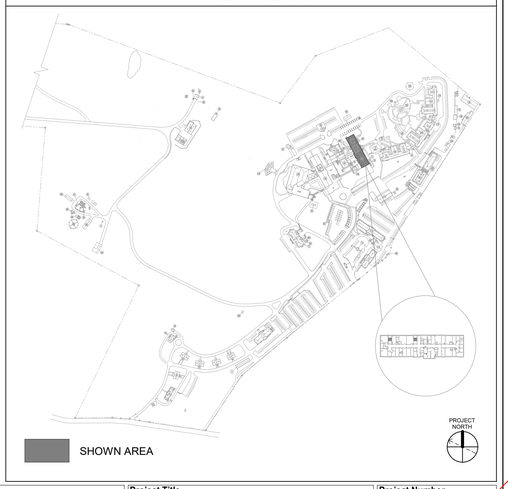

Revisions:	Date:

CONSULTANT/DISCIPLINE

ENGINEERING DISCIPLINE:

ARCHITECT/ENGINEER OF RECORD

A/E:
SPEES DESIGN BUILD
23830 PACIFIC HIGHWAY S. SUITE 203
KENT, WA 98032

STAMP

Office of Construction and Facilities Management

VA U.S. Department of Veterans Affairs

Drawing Title: BUILDING 18 - LEVEL 03 - FLOOR PLAN

Approved:

Phase: 95% DESIGN DEVELOPMENT

FULLY SPRINKLERED

Project Title: EHRM INFRASTRUCTURE UPGRADES - CASTLE POINT

Location: VA HUDSON VALLEY MEDICAL CENTER, 41 CASTLE POINT ROAD WAPPINGERS FALLS, NY 12590

Issue Date: 09/13/2024 | Checked: JG/MA | Drawn: JG/SGS

Project Number: 620A4-22-700

Building Number: 18

Drawing Number: 18A-403

BIM 360://620A4-22-700 VAHV EHRM Infrastructure upgrades - Castle Point/VACP_18_AR_SDB.rvt
08/09/2024 11:55:33 am

VA FORM 08 - 6231

LEGENDS
- EXISTING ORIGINAL TR
- VA PROPOSED TR LOCATION
- A/E PROPOSED TR LOCATION
- VA DISAPPROVED TR LOCATION
- VA APPROVED TR LOCATION
GENERAL NOTES
1. ALL DIAMONDS ARE 80 METERS FROM CENTER
TYPE OF BUILDING : HEALTHCARE

EXISTING TR

BLDG 18 - LEVEL 04
1. NO CURRENT PROGRAMMING NEEDS ON PENTHOUSE FLOOR; ANY PROGRAMMING NEEDS WITH BE SERVICED FROM TR 314CA ON LEVEL 03.

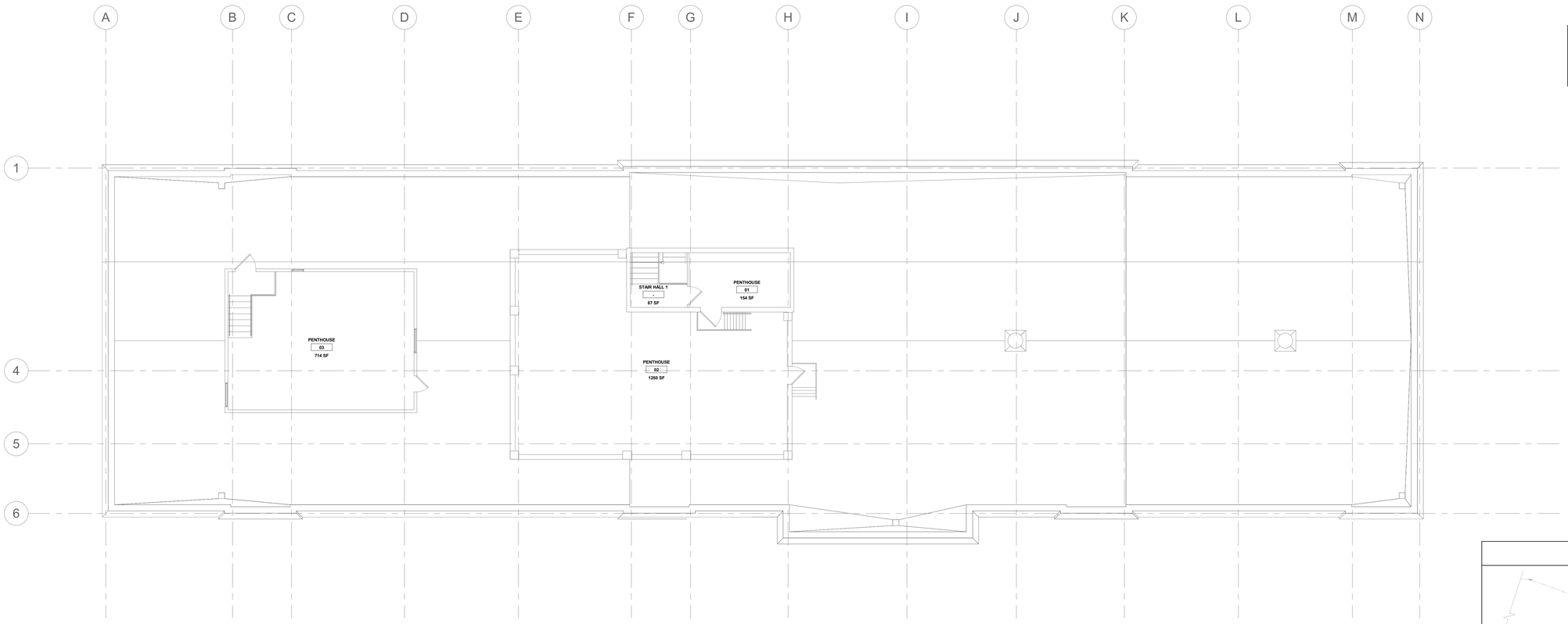

1 PENTHOUSE - FLOOR PLAN
1/8" = 1'-0"

PROJECT NORTH

KEY PLAN

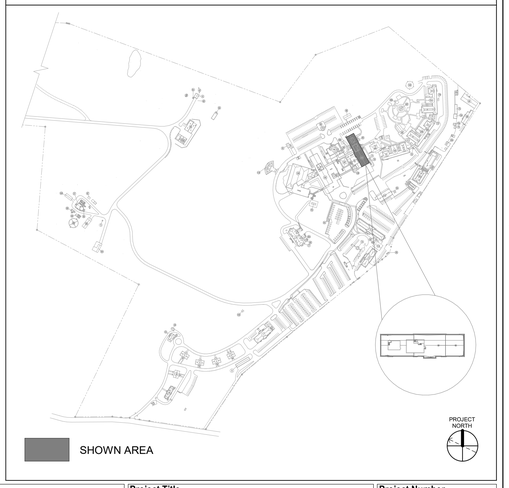

Revisions:	Date:

CONSULTANT/DISCIPLINE

ENGINEERING DISCIPLINE:

ARCHITECT/ENGINEER OF RECORD

A/E:
SPEES DESIGN BUILD
23830 PACIFIC HIGHWAY S. SUITE 203
KENT, WA 98032

SPEESDESIGNBUILD

STAMP

Office of Construction and Facilities Management

VA U.S. Department of Veterans Affairs

Drawing Title
BUILDING 18 - LEVEL 04 - FLOOR PLAN

Approved:

Phase
95% DESIGN DEVELOPMENT

FULLY SPRINKLERED

Project Title
EHRM INFRASTRUCTURE UPGRADES - CASTLE POINT

Location
VA HUDSON VALLEY MEDICAL CENTER
41 CASTLE POINT ROAD WAPPINGERS FALLS, NY 12590

Issue Date	Checked	Drawn
09/13/2024	JG/MA	JG/SGS

Project Number
620A4-22-700

Building Number
18

Drawing Number
18A-404

BIM 360://620A4-22-700 VAHV EHRM infrastructure upgrades - Castle Point/VACP_18_AR_SDB.rvt
09/09/2024 11:55:33 am

VA FORM 08 - 6231