February 17, 2026

Design Percent Completion: 100%

Statement of Work

DUCT CLEANING, F455

VANCE AIR FORCE BASE, OKLAHOMA

FACILITY PROJECT ID 1024196

PREPARED BY BEN SAYERS

INDEX

PART 1 GENERAL 2
1.01. PROJECT DESCRIPTION 2
1.02. INSTRUCTIONS TO BIDDERS 2
1.03. LOCATION OF WORK 2
1.04. SCOPE OF WORK 2
1.05. CHANGES 4
1.06. SCHEDULE OF WORK 4
1.07. WORK RESTRICTIONS 4
1.08. PROVIDED SERVICES AND UTILITIES 6
1.09. INSPECTION 6
1.10. EXCESS MATERIALS (EXCLUDING HAZARDOUS MATERIALS OR WASTE) 6
1.11. SPECIAL MATERIALS 6
1.12. MATERIALS 6
PART 2 EXECUTION 7
2.01. SITE SAFETY REQUIREMENTS 7
2.02. INSTALLATION 8
PART 3 SITE INFORMATION 9
PART 4 APPENDICES 10
4.01. APPENDIX A – SITE PHOTOS 10
4.02. APPENDIX B – BID FORM 10
4.03. APPENDIX C – AS-BUILT DRAWINGS 10

PART 1 GENERAL

1.01. PROJECT DESCRIPTION

A. The work covered under this Statement of Work shall consist of cleaning the air ducts in Facility 455 and replacing any air filters as well as any incidental work necessary to provide a complete and usable finished product.

1.02. INSTRUCTIONS TO BIDDERS

A. As part of the bid package the Contractor shall submit a completed copy of *APPENDIX B – BID FORM*, along with all required documentation as stated in Sam.gov.

B. Owner reserves the right to reject any bid which does not completely satisfy the Statement of Work.

1.03. LOCATION OF WORK

A. Location of work to be accomplished under this statement of work is at Vance Air Force Base (AFB). Vance AFB is located three miles south of the City of Enid, Oklahoma. Facility 455 is located southeast of the intersection of Munsey St. and Thompson Ave.

1.04. SCOPE OF WORK

A. The Contractor shall furnish all supervision, labor, equipment, consumable materials, supplies, tools, and other items to complete the construction as listed in the Scope of Work. All quotes shall include all shipping charges for completion of the project. The contractor will coordinate all work with ASRC Construction Management prior to execution. The list of items below are to be considered the general Scope of Work for the project.

B. The Contractor shall field verify location of work, dimensions, and existing site conditions prior to commencing work. The Contractor shall contact ASRC Construction Management for any discrepancies with the Scope of Work.

C. The project will include cleaning the air ducts, supply diffusers, returns air grills, and changing any HVAC filters in Facility 455. Additional details are described below:

1. EXISTING FURNITURE:

    a. Relocate all furniture and equipment obstructing the work zone.

        1. All relocated furniture and equipment must be restored to pre-existing condition upon project completion.

2. CLEAN ALL SUPPLY AND RETURN DUCTWORK:

    a. Refer to *APPENDIX C - AS-BUILT DRAWINGS* for facility ductwork layout and HVAC schedules.

        1. Facility is estimated to have 85 vent openings in total.

        2. Contractor is to verify any counts, sizes, or dimensions. Notify AFFS Construction Management of any discrepancies with *APPENDIX C - AS-BUILT DRAWINGS.*

    b. Dislodge and remove any debris from the ducts.

    c. Sanitize every corner of the ducts to remove any dust, allergens, and/or bacteria.

3. CLEANUP AND TESTING:

    a. Replace the HVAC filters after the ducts have been cleaned.

    b. Run a test of the HVAC system to ensure everything is working properly and the air coming out is clean and odor free.

D. The Contractor shall always maintain clean areas free of clutter and debris during construction. After the work is completed, clean the site to preconstruction conditions, or better.

E. Protection of Government Property

Take special care to protect Government property. Return areas damaged as a result of construction under this contract to their original condition. In addition to FAR 52.236-9, Protection of existing vegetation, structures, equipment, utilities, and improvements, perform the following:

1. Remove or alter existing work or facilities in such a manner as to prevent injury or damage to any portion of the existing work or facilities remain.
2. Repair or replace portions of existing work altered during construction operations to match existing or adjoining work, as approved by ASRC Construction Management. At the completion of operations, existing work must be in a condition equal or better than that which existed before any new work started.

1.05. CHANGES

A. No oral statement by any person other than the Contracting Officer as provided in the Federal Acquisition Regulation (FAR) will modify or otherwise affect the terms of this contract in any manner.

1.06. SCHEDULE OF WORK

A. The Contractor shall be responsible for establishing a schedule to meet construction time.

B. The Contractor shall complete work on this contract such that interferences to necessary activities within and adjacent to the construction site are minimized and all Government property and personnel are always protected from incidental damage.

1.07. WORK RESTRICTIONS

A. EXISTING UNDERGROUND UTILITIES

Any underground utilities within the work areas will initially be located and identified with paint markings on the surface by Vance AFB personnel. The Contractor shall maintain all utility markings, after base personnel have located them, for the duration of the contract. The Contractor shall obtain an approved Air Force Form 103, BASE CIVIL ENGINEERING WORK CLEARANCE REQUEST before beginning any underground work. ***The Contractor shall notify AFFS Construction Management at least two weeks in advance of desired commencement of work.*** The Contractor is responsible for repairing any utilities damaged during construction.

B. WORK HOURS, ACCESS, AND PASSES

All Contractor employees, including subcontractors, subcontractors' employees, suppliers, and suppliers' employees are required to comply with the Installation Security Requirements regarding personnel, vehicle, and equipment security passes and access to the jobsite. Nothing in the contract is to be construed in any way to limit the authority of the Commanding Officer to prescribe new, or to enforce existing security regulations governing the admission or exclusion of persons and the conduct of persons while on VAFB, including but not limited to, the rights of search of all persons or vehicles on the Installation.

1. Access to Buildings / Occupied Buildings: The Contractor may work in or around existing occupied buildings. The Contractor is responsible, via the ASRC Construction Management, to obtain access to building and facilities and arrange for them to be opened and closed. Do not enter the building(s) without prior approval of the ASRC Construction Management. Keep the existing buildings and their contents secure at all times. Provide temporary closures as required to maintain security.

2. Passes: Contractor employees and representatives performing work under this contract are required to be either United States citizens or documented legal residents (status verified by prime contractor) and have a Real ID driver's license. All Contractor employees must obtain the required passes. Failure to obtain security and base access passes must not be a cause for contract performance time extension. The Contractor is required to immediately turn in all terminated employee's passes to the issuing office.

3. Contractor Vehicles: All vehicles must display a valid state license plate and safety inspection sticker, if applicable, and must be maintained in good condition. The company name must be displayed in a clearly visible manner and size on each Contractor vehicle used in the course of work. Registration, proof of insurance and driver's licenses are required to obtain a station vehicle pass.

4. Work Hours: Normal working hours are from 7:30 a.m. to 4:30 p.m., Monday through Friday. Night, Weekend (Saturday and Sunday) and Federal Holiday work will be subject to approval by the ASRC Construction Management. *The Contractor must provide a written request of their intention to work outside of normal working hours to AFFS Construction Management at least 48 hours in advance of the specified time.*

    a. The Contractor shall perform all work during normal working hours except as otherwise approved to accommodate agreed upon "shutdowns" and other required "after hours" work. At no time will any facility have their services or utilities disrupted during normal working hours without prior approval from the ASRC Construction Management.

    b. Contractor may need to accommodate users' daily operations as needed. This notification will be coordinated through the ASRC Construction Management.

5. Contractor employees must conduct themselves in a proper, efficient, courteous, and businesslike manner. Remove from the site any individual whose continued employment is deemed by the ASRC Construction Management to be contrary to the public interest or inconsistent with the best interests of National Security.

1.08. PROVIDED SERVICES AND UTILITIES

A. All reasonable required amounts of electric power will be made available to the Contractor at the discretion of ASRC Construction Management from the nearest suitable and available connection.

B. All reasonable required amounts of water will be made available to the Contractor at the discretion of ASRC Construction Management.

C. The Contractor shall be required to provide their own latrines that are staked down to prevent being turned over.

1.09. INSPECTION

A. The work shall be conducted in accordance with the Statement of Work and is subject to the inspection of the ASRC Construction Management and Government Representative to ensure strict compliance with the terms of the statement of work.

1.10. EXCESS MATERIALS (EXCLUDING HAZARDOUS MATERIALS OR WASTE)

A. All waste materials resulting from execution of work shall become the property of the Contractor. The Contractor shall haul all non-hazardous waste off Vance AFB and dispose of it in a legal manner.

B. The Contractor shall be required to control all foreign objects debris (FOD) from exiting the job site at all times.

C. At no time shall the Contractor dispose of any recyclable materials in the landfill. All recyclable material shall be taken to an approved recycling center at no cost to the government.

1.11. SPECIAL MATERIALS

A. Prohibited Material: The manufacturer of materials to be used shall certify the products do not contain mercury, toluene, chlorinated solvents, hydrolysable chlorine derivatives, ethylene base glycol ethers and their acetates, nor any carcinogen, as defined in 29 CFR 1910.1200. Materials used shall not contain lead and hexavalent chromium compounds.

B. At no time shall class 1 Ozone Depleting Chemical (ODC's) be specified and shall not be used unless otherwise allowed by ASRC Construction Management.

1.12. MATERIALS

A. All materials must meet the Buy American Act.

B. Material Submittals:

1. All hazardous chemicals used on the project are required to have Safety Data Sheets (SDS) approved by the Vance Environmental Office prior to transport to the installation.

2. All hazardous waste generated by the project shall become the property of Vance AFB for legal disposal.

3. The Contractor shall use the Short-Term Hazardous Material Inventory and Usage Report Form to get Hazardous Materials authorized for use inside the fence.

C. Material Delivery: The Contractor shall have all materials delivered during normal working hours and will have a representative present to receive shipments. The Contractor shall ensure all delivery vehicles have sufficient project information and are prepared to undergo inspection upon entering the Installation. This includes name and address of the project site, name of prime contractor and a point of contact for delivery. Material will be delivered to a location for staging as approved by ASRC Construction Management.

PART 2 EXECUTION

2.01. SITE SAFETY REQUIREMENTS

A. All work shall be done in compliance with the safety standards as defined in DAFMAN 91-203, Air Force Occupational Safety, Fire, and Health Standards.

B. The Contractor shall comply with all applicable standards and provisions of the Occupational Safety and Health Act (OSHA) (29 CFR OSHA 1926).

C. The Contractor shall take all necessary and prudent safety precautions to ensure safety of the workforce and other exposed personnel.

D. The Contractor shall coordinate all requests for entry to the airfield or Air Force control/ restricted areas through ASRC Construction Management.

2.02. INSTALLATION

A. Project Duration:

1. The total period of performance is 55 calendar days as described below.

   a. Non-Performance Period: The Contractor shall have up to 45 calendar days of nonperformance for mobilization and material lead time. If material lead time exceeds this number of days, the nonperformance period may be extended with coordination of the ASRC Construction Management and approval by Contracting Officer.

   b. Performance Period: All work shall be completed within 10 calendar days after obtaining a Notice to Proceed from the Contracting Officer.

B. Installation shall include all items listed in this statement of work, and any incidental work necessary to provide a complete and usable finished product.

C. Contractor shall remove equipment and material from the site upon completion of work as directed by ASRC Construction Management.

PART 3 SITE INFORMATION



Figure 1: Project Location

PART 4 APPENDICES

4.01. APPENDIX A – SITE PHOTOS

4.02. APPENDIX B – BID FORM

4.03. APPENDIX C – AS-BUILT DRAWINGS

A. ORIGINAL MECHANICAL PLAN

B. UPDATED MECHANICAL PLAN

END OF STATEMENT OF WORK

APPENDIX A – SITE PHOTOS

APPENDIX A – SITE PHOTOS

Figure 2: Auditorium Diffuser

Figure 3: Auditorium Return

Figure 4: Entry Diffuser

Figure 5: Entry Vent

Figure 6: Hallway Vent



Figure 7: Diffuser Example

APPENDIX B- BID FORM

400 Young Road
Vance AFB, OK 73705
580.213.7174

APPENDIX B - BID FORM

ASRC FEDERAL

Fac. Proj. ID: 1024196
Proj. Name: Duct Cleaning, F455

ITEM	DESCRIPTION	UNIT	QTY	UNIT PRICE	TOTAL
Base Bid					
1	Clean out inside of existing ductwork - Complete In Place	LS	1		$ -
2	Total Cost Base Bid				$ -

Contractor's Name

Date

Contractor's Signature

Address:

Phone Number: _____

E-mail address: _____

APPENDIX C – AS-BUILT DRAWINGS

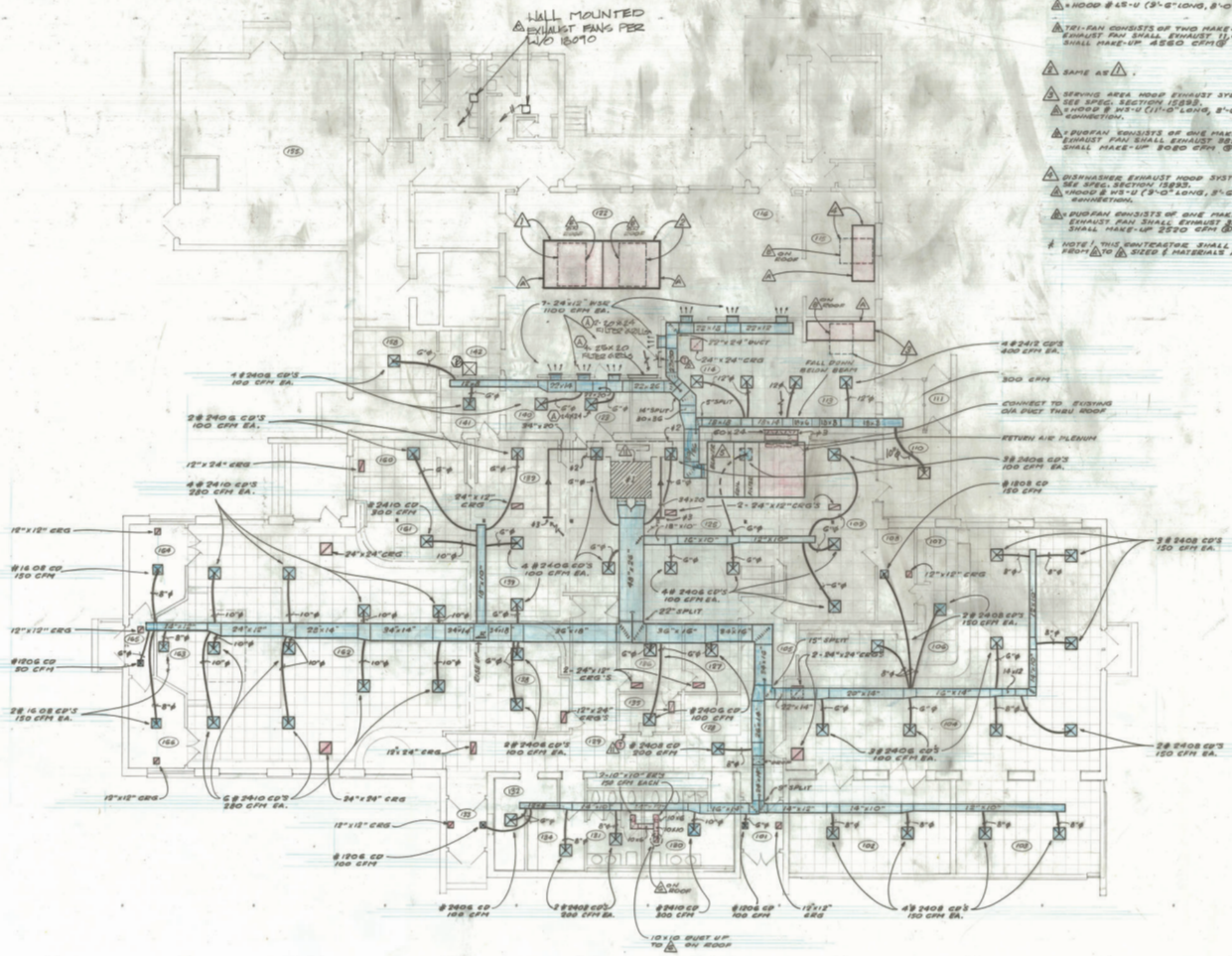

MECHANICAL FLOOR PLAN

SCALE: 1/8" = 1'-0"

DUCT SIZES
RECTANGULAR DUCT = OUTSIDE DIMENSIONS
ROUND DUCT = INSIDE DIMENSIONS

AS BUILT 7/29/85 CLH

EXHAUST HOOD SYSTEMS:

1. KITCHEN EXHAUST HOOD SYSTEM SHALL BE COMPOSED OF THE FOLLOWING ECOVENT COMPONENTS: (OR APPROVED EQUAL) SEE SPEC. SECTION 15895.
   - HOOD # 45-U (3'-0" LONG, 8'-0" WIDE & 2'-10" TALL) SYSTEM WEIGHT = 1800#.
   - TDI-FAN CONSISTS OF TWO MAKE-UP AIR FANS AND ONE EXHAUST FAN W/ FACTORY CURB. FAN SYSTEM SHALL BE # AS108/BSU. EXHAUST FAN SHALL EXHAUST 11,400 CFM @ 3/4" S.P. AND SHALL HAVE A 3 H.P.-208 V.-3 Ø MOTOR. EACH MAKE-UP FAN SHALL MAKE-UP 4550 CFM @ 1/2" S.P. AND HAVE 1 1/2 HP 208V-3Ø MOTOR. SYSTEM WEIGHT = 1800#.
2. SAME AS 1.
3. SERVING AREA HOOD EXHAUST SYSTEM SHALL BE COMPOSED OF THE FOLLOWING ECOVENT COMPONENTS: SEE SPEC. SECTION 15895.
   - HOOD # WS-U (11'-0" LONG, 3'-6" WIDE & 2'-2" TALL) SYSTEM WEIGHT = 900#. W/ ONE SUPPLY & ONE MAKE-UP AIR HOOD CONNECTION.
   - DUOFAN CONSISTS OF ONE MAKE-UP AIR FAN AND ONE EXHAUST FAN W/ FACTORY CURB. FAN SHALL BE # AS-126/214 U. EXHAUST FAN SHALL EXHAUST 3820 CFM @ 3/4" S.P. AND SHALL HAVE A 1 H.P.-208 VOLT-3Ø MOTOR. MAKE-UP FAN SHALL MAKE-UP 2820 CFM @ 1/2" S.P. AND HAVE A 3/4 HP 208 VOLT-1Ø MOTOR. SYSTEM WEIGHT = 600#.
4. DISHWASHER EXHAUST HOOD SYSTEM SHALL BE COMPOSED OF THE FOLLOWING ECOVENT COMPONENTS: SEE SPEC. SECTION 15895.
   - HOOD # WS-U (8'-0" LONG, 3'-6" WIDE & 2'-2" TALL) SYSTEM WEIGHT = 800#. W/ ONE SUPPLY & ONE MAKE-UP AIR HOOD CONNECTION.
   - DUOFAN CONSISTS OF ONE MAKE-UP AIR FAN AND ONE EXHAUST FAN W/ FACTORY CURB. FAN SHALL BE # AS-126/214 U. EXHAUST FAN SHALL EXHAUST 3,170 CFM @ 3/4" S.P. AND SHALL HAVE A 3/4 HP.-208 VOLT-3Ø MOTOR. MAKE UP FAN SHALL MAKE-UP 2820 CFM @ 1/2" S.P. AND HAVE A 3/4 HP 208 VOLT-1Ø MOTOR. SYSTEM WEIGHT = 600#.

NOTE: THIS CONTRACTOR SHALL COMPLETELY INSTALL THE HOOD SYSTEMS, INCLUDING SUPPORTS, SUPPLY & EXHAUST DUCTS FROM 1 TO 4, SIZED & MATERIALS AS REQUIRED BY MANUFACTURER, PREVAILING CODES & ALL INTERLOCK WIRING ETC.

NOTES:

1. REUSE EXISTING AIR HANDLING UNIT IN EQUIPMENT ROOM ABOVE.
2. NEW DUCT TO CONNECT TO EXISTING SIDE OF UNIT.
3. DUCT TO BE ON CEILING CAVITY ABOVE ROOMS.
4. RENOVATE OFFICE: IN OUTER SMALL OFFICE REMOVE EXISTING ELECTRIC RECEPTACLE IN FLOOR NEAR EAST WALL, DRILL HOLE IN FLOOR NEAR WEST WALL AND INSTALL NEW ELECTRIC RECEPTACLE; INSTALL NEW HOT WATER HEATING AND COOLING SYSTEM IN SMALL OFFICE BELOW DROP CEILING, DRILL HOLES ABOVE CEILING IN WEST WALL BETW EEN OFFICES AND STORAGE ROOM, RUN ALL PIPING FROM UNIT IN OFFICE TO MECH. ROOM, PLACE ALL PIPING JUST ABOVE EXISTING SPRINKLER SYSTEM, RUN ELECTRIC TO FAN BLOWER MOTOR ON NEW UNIT. CHECK OUT UNIT FOR PROPER OPERATIONS

SYMBOL	ZONE	DESCRIPTION	DATE	APPROVAL
3	E-7	AS PER W/O 15090	2-13-91	
2	E-7	SEE NOTE #4 W/O 7619	1-24-89	
1	E-7	ADDED GRILLS W/O 15085	9-19-86	

REVISIONS

LAWRENCE, LAWRENCE & FLESHER
Architects - Engineers
Oklahoma City, Oklahoma

UNITED STATES AIR FORCE
AIR TRAINING COMMAND
VANCE AIR FORCE BASE
ENID, OKLAHOMA

DINING HALL / NCO CONSOLIDATION
Building 455

MECHANICAL FLOOR PLAN

PROJECT NO. VAN 83-0038

DRAWN BY
CHECKED BY
MECHANICAL
RECOMMENDED
GRADE AND POSITION TITLE
USING AGENCY
APPROVED
DATE
SUBMITTED
DATE

SCALE: AS NOTED
SPEC.
DRAWING NUMBER M.4 IN 32 SHEETS
PD-1076
SHEET 23

R-455: 32

~~R-272: 14~~

AIR HANDLING UNIT SCHEDULE

MARK	MANUF. & MODEL NO (1)	LOCATION	BLOWER DATA S/A CFM	O/A CFM	ESP IN. H2O	TSP IN. H2O (2)	HP (3) BLOWER	PHASE & VOLTS	COOLING COIL DATA E.A.T. °F DB	°F WB	LAT °F DB	SENSIBLE CAP. BTUH	TOTAL CAP. BTUH	GPM	WATER		COIL FACE VEL. FPM	HEATING COIL DATA TOTAL CAP. BTUH	EAT	LAT	GPM	EWT
AHU-1	CARRIER 39BD8	HOBIZ. DRAW THRU	4250	1000	.58	.46	3	3Ø 208V	81.6	66.4	55 (3)	128,420	170,850	34	45°	55	549	187,500	58.2°	87.4°	14	160°
AHU-2	CARRIER 39BB15	HOBIZ. BLOW THRU MZ	7350	1590	.78	1.63	7.5	3Ø 208V	85.1	67.6	55	217,390	281,100	56	45°	55	549	215,880	59°	85.1°	22	160

AHU NOTES

1. TRANE & TEMTROL ALSO ACCEPTABLE SUBJECT TO SCHEDULE DATA & SPECIFICATIONS.
2. MANUF. SHALL DETERMINE INT. S.P. & HP READ INCLUDE .25" P.D. FOR DIRTY FILTERS
3. COIL LAT SHALL COMPENSATE FOR MOTOR HEAT. 55.2°DB/55.6°WB COIL LAT.

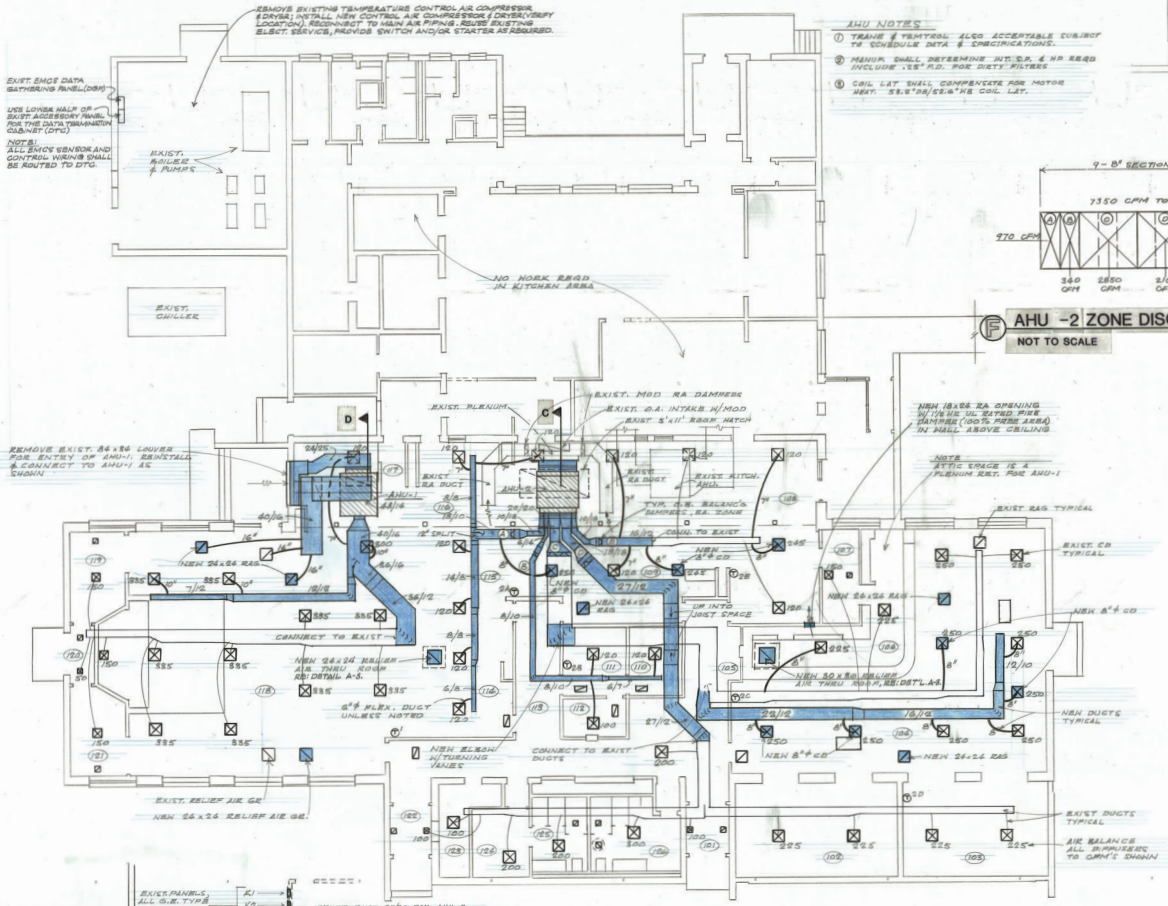

A FLOOR PLAN - HVAC
1/8"=1'-0"

SEE SHT 2 FOR LEGEND & SHT 3 FOR GEN. NOTES

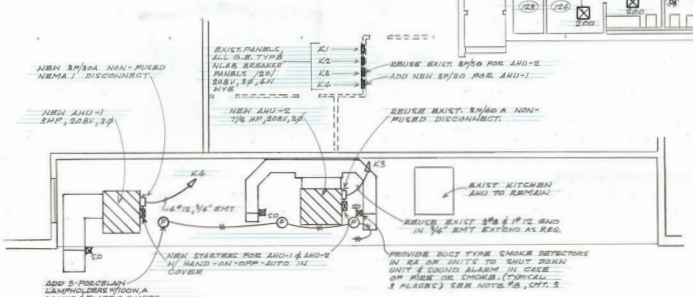

B PARTIAL PLAN - ELECTRICAL
1/8"=1'-0"

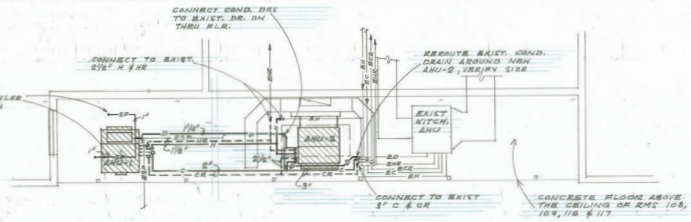

E PARTIAL PLAN OF PIPING
1/8"=1'-0"

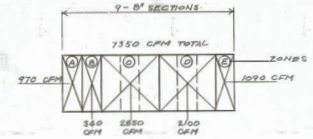

F AHU -2 ZONE DISCHARGE
NOT TO SCALE

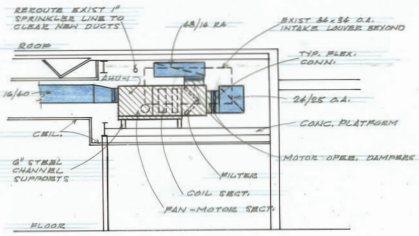

D SECTION THRU AHU #1
1/4"=1'-0"

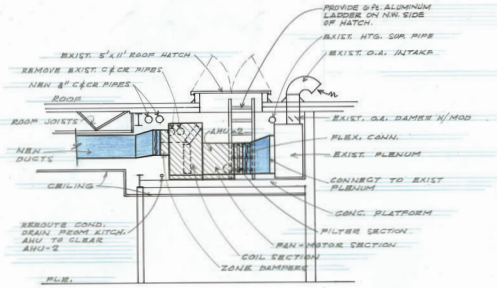

C SECTION THRU MZ UNIT #2
1/4"=1'-0"

COORDINATION (Signature and Date)	SHEET NO. APPV'D
FIRE CHIEF	
GROUND SAFETY OFFICER	
CORROSION CONTROL OFFICER	
COMMUNICATIONS OFFICER	
ENVIRONMENTAL OFFICER	
USING AGENCY	

REVISION	DATE	DESCRIPTION	DRAWN	APPROVED

UNITED STATES AIR FORCE — AIR TRAINING COMMAND

Vance Air Force Base
Enid Oklahoma

Repair HVAC System
- Building 455 -
HVAC PLAN

SUBMITTED (Chief Engineer) | RECOMMENDED (Base Engineer) | APPROVED (Commander)

DESIGNED | CHECKED | SCALE: AS NOTED | DRAWING NUMBER: R455-5A

DRAWN | DATE: 5/25/92 | PROJECT NUMBER: #XTLF870031 | SHEET 1 OF 4

CHESTER HERTH 4362 OKLAHOMA

HERTH ENGINEERING AND ASSOCIATES, INC.
STRUCTURAL MECHANICAL ELECTRICAL
BROADWAY TOWER SUITE 2 BOX 5846 ENID, OK 73702 (405) 242-7830

R455-5A