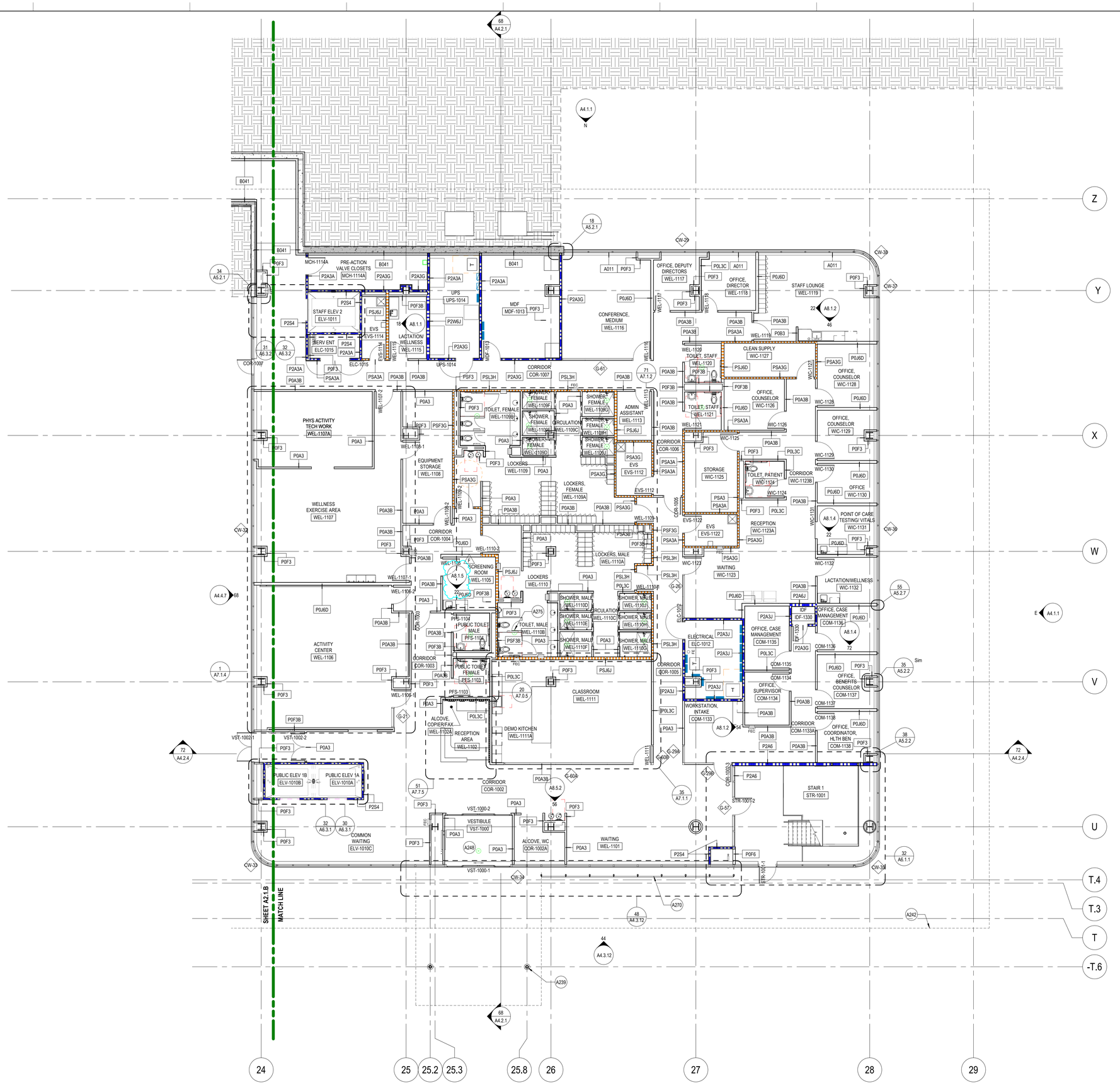

LEVEL 1 - FLOOR PLAN - AREA A

SCALE: 1/8" = 1'-0"

GRAPHIC SCALE: 1/8" = 1'-0"

GRAPHIC LEGEND

- 0 HOUR SMOKE PARTITION
- 1 HOUR FIRE RESISTANCE RATING
- 1 HOUR FIRE / SMOKE BARRIER
- 2 HOUR FIRE RESISTANCE RATING
- LEAD-LINED PARTITION

GENERAL SHEET NOTES

A. REFER TO THE A0.X SERIES SHEETS FOR ARCHITECTURAL GENERAL NOTES, DRAWING, REFERENCE AND MATERIAL SYMBOLS, ABBREVIATIONS, AS WELL AS DIMENSIONING CONVENTIONS USED ON THIS SHEET.

B. FOR BASIC LIFE SAFETY AND CODE INFORMATION APPLYING TO THIS PROJECT, REFER TO THE G2.X SERIES SHEETS LOCATED PER THE PROJECT SHEET INDEX.

C. REFER TO THE A3.X SERIES SHEETS FOR THE REFLECTED CEILING PLANS.

D. REFER TO THE A9.2.X SERIES SHEETS FOR PARTITION SYSTEMS TYPES AND DETAILS.

E. REFER TO THE A9.3.X SERIES SHEETS FOR THE INTERIOR OPENING SCHEDULE(S), TYPES, AND DETAILS.

F. REFER TO THE 'AI' SERIES SHEETS FOR INTERIOR FINISH INFORMATION.

G. REFER TO THE 'AF' SERIES SHEETS FOR INTERIOR FURNISHING INFORMATION.

H. ALL GLAZING TO RECEIVE WS-1 U. N .O. REFER TO 'AI' SERIES SHEETS

J. REFER TO 'Q' SERIES SHEETS FOR MEDICAL EQUIPMENT.

K. PROVIDE FIRE SPRAY BELOW FLOOR SLAB DEPRESSIONS TO MAINTAIN THE FIRE RESISTANCE RATINGS AT FLOOR LEVEL(S), TYPICAL - REFER TO G-SERIES SHEETS AND "FIRE RESISTANCE ASSEMBLY DETAILS."

L. PROVIDE 3/4-INCH FIRE-RETARDANT PLYWOOD LINING ON ALL WALL SURFACES WITHIN IDF ROOM FROM FLOOR TO CEILING. INSTALL PLYWOOD WITH LONG DIMENSION HORIZONTAL AND FASTEN SECURELY TO WALL FRAMING MEMBERS.

REFERENCE KEYNOTES

SHEET KEYNOTES

A239 STRUCTURAL COLUMN WITH INTUMESCENT PAINT
A242 BUILDING OVERHANG
A248 DEPRESSED SLAB AT VESTIBULE TO ACCOMMODATE WALK OFF GRILLE. REFER TO A9 AND AI SERIES FOR DETAILS AND SPECIFICATIONS
A270 BRISE SOLEIL
A275 FLOOR DRAIN - REFER TO PLUMBING

IHS Whiteriver Hospital

200 W Hospital Drive
Whiteriver, Arizona, 85941

IHS Project #: 131445
IHS Contract #: 75H70123R00008
IHS Award Date: 02/02/2024

BASED ON PROGRAM OF REQUIREMENTS DATED [03/26/22], POR AMENDMENT DATED [02/03/25], AND ON SCHEMATIC DRAWINGS APPROVED [11/19/24].

SMITHGROUP

455 NORTH THIRD STREET
SUITE 250
PHOENIX, AZ 85004
602.265.2200
smithgroup.com

ISSUED FOR	DATE
BID ADDENDUM-F	09JUN26
FINAL CONSTRUCTION DOCUMENTS	23JAN26

SEALS AND SIGNATURES

REGISTERED ARCHITECT CERTIFICATE NO. 60546 MATTHEW C. HESS DATE SIGNED 09/30/26 ARIZONA, U.S.A. EXPIRES 09/30/27

KEYPLAN

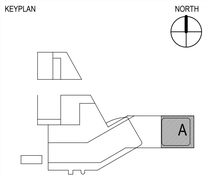

LEVEL 1 (LOWER GROUND) - FLOOR PLAN - AREA A

Drawn By: Hendry
Checked By: Fisher

PROJECT NUMBER 14904.000

CD

SHEET NUMBER **A2.1.A**

Plot Date: 6/3/2026 9:43:28 AM Hendry

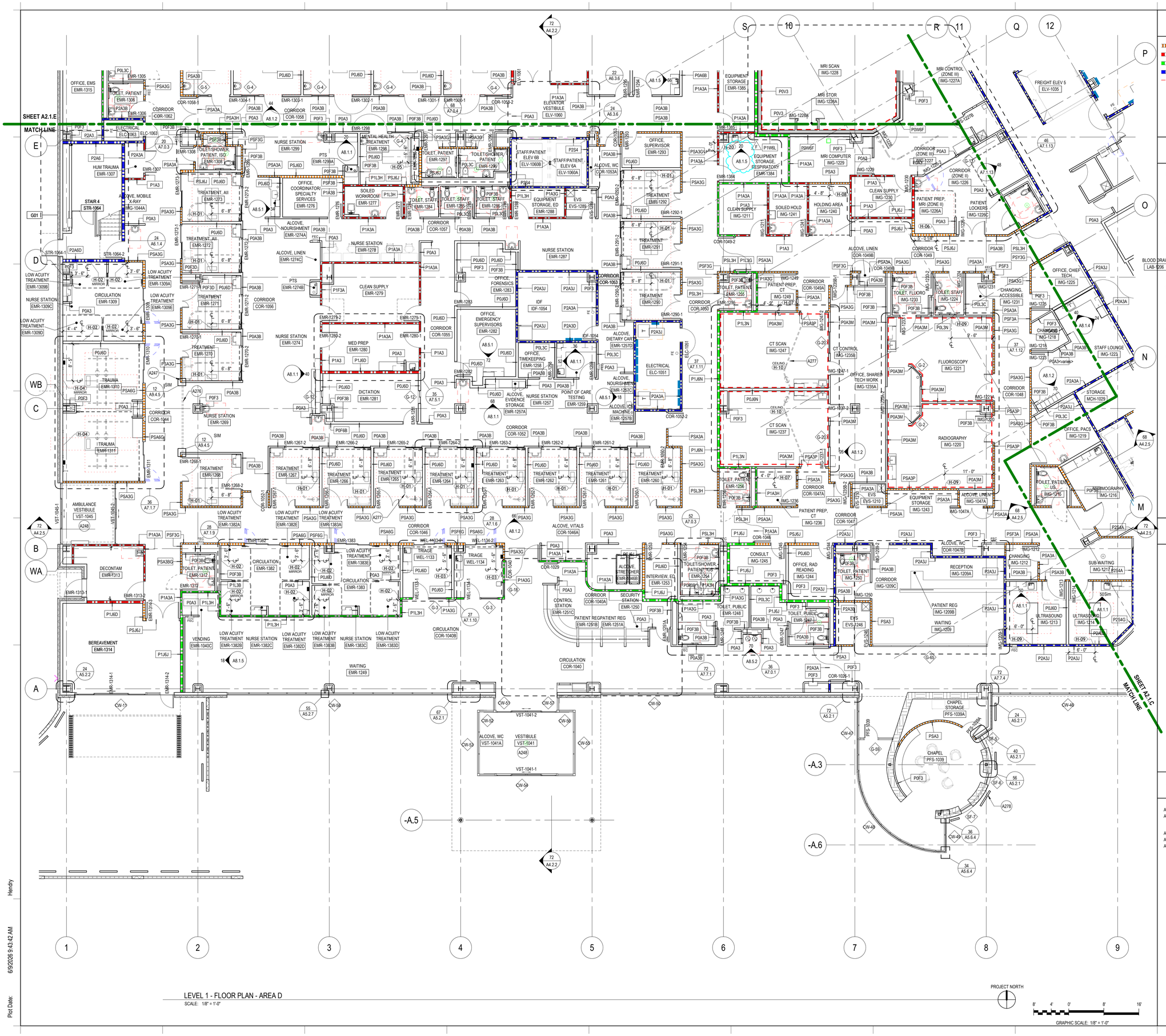

LEVEL 1 - FLOOR PLAN - AREA D

SCALE: 1/8" = 1'-0"

GRAPHIC LEGEND

- 0 HOUR SMOKE PARTITION
- 1 HOUR FIRE RESISTANCE RATING
- 1 HOUR FIRE / SMOKE BARRIER
- 2 HOUR FIRE RESISTANCE RATING
- LEAD-LINED PARTITION

GENERAL SHEET NOTES

A. REFER TO THE A0.X SERIES SHEETS FOR ARCHITECTURAL GENERAL NOTES, DRAWING, REFERENCE AND MATERIAL SYMBOLS, ABBREVIATIONS, AS WELL AS DIMENSIONING CONVENTIONS USED ON THIS SHEET.

B. FOR BASIC LIFE SAFETY AND CODE INFORMATION APPLYING TO THIS PROJECT, REFER TO THE G2.X SERIES SHEETS LOCATED PER THE PROJECT SHEET INDEX.

C. REFER TO THE A3.X SERIES SHEETS FOR THE REFLECTED CEILING PLANS.

D. REFER TO THE A9.2.X SERIES SHEETS FOR PARTITION SYSTEMS TYPES AND DETAILS.

E. REFER TO THE A9.3.X SERIES SHEETS FOR THE INTERIOR OPENING SCHEDULE(S), TYPES, AND DETAILS.

F. REFER TO THE 'A' SERIES SHEETS FOR INTERIOR FINISH INFORMATION.

G. REFER TO THE 'AF' SERIES SHEETS FOR INTERIOR FURNISHING INFORMATION.

H. ALL GLAZING TO RECEIVE WS-1 U. N .O. REFER TO 'AI' SERIES SHEETS

J. REFER TO 'Q' SERIES SHEETS FOR MEDICAL EQUIPMENT.

K. PROVIDE FIRE SPRAY BELOW FLOOR SLAB DEPRESSIONS TO MAINTAIN THE FIRE RESISTANCE RATINGS AT FLOOR LEVEL(S), TYPICAL - REFER TO G-SERIES SHEETS AND "FIRE RESISTANCE ASSEMBLY DETAILS."

L. PROVIDE 3/4-INCH FIRE-RETARDANT PLYWOOD LINING ON ALL WALL SURFACES WITHIN IDF ROOM FROM FLOOR TO CEILING. INSTALL PLYWOOD WITH LONG DIMENSION HORIZONTAL AND FASTEN SECURELY TO WALL FRAMING MEMBERS.

REFERENCE KEYNOTES

SHEET KEYNOTES

A247 SMOKE CURTAIN ACTIVATION SWITCH

A248 DEPRESSED SLAB AT VESTIBULE TO ACCOMMODATE WALK OFF GRILLE. REFER TO A9 AND AI SERIES FOR DETAILS AND SPECIFICATIONS

A276 SMOKE CURTAIN TRACK

A277 PATIENT LIFT (ABOVE)

A278 LIGHT FIXTURE - REFER TO ELECTRICAL

IHS Whiteriver Hospital

200 W Hospital Drive
Whiteriver, Arizona, 85941

IHS Project #: 131445
IHS Contract #: 75H70123R00008
IHS Award Date: 02/02/2024

BASED ON PROGRAM OF REQUIREMENTS DATED [03/26/22], POR AMENDMENT DATED [02/03/25], AND ON SCHEMATIC DRAWINGS APPROVED [11/19/24].

SMITHGROUP

455 NORTH THIRD STREET
SUITE 250
PHOENIX, AZ 85004
602.265.2200
smithgroup.com

ISSUED FOR	DATE
BID ADDENDUM-F	09JUN26
FINAL CONSTRUCTION DOCUMENTS	05MAR26

SEALS AND SIGNATURES

REGISTERED ARCHITECT CERTIFICATE NO. 60546 MATTHEW C. HESS 06/26/26 UNITED STATES OF AMERICA

EXPIRES 09/30/27

KEYPLAN

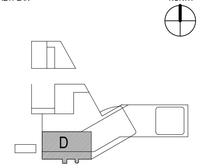

LEVEL 1 (LOWER GROUND) - FLOOR PLAN - AREA D

Drawn By: Hendry
Checked By: Fisher

14904.000

PROJECT NUMBER

CD

SHEET NUMBER

A2.1.D

Hendry

6/9/2026 9:43:42 AM

Plot Date:

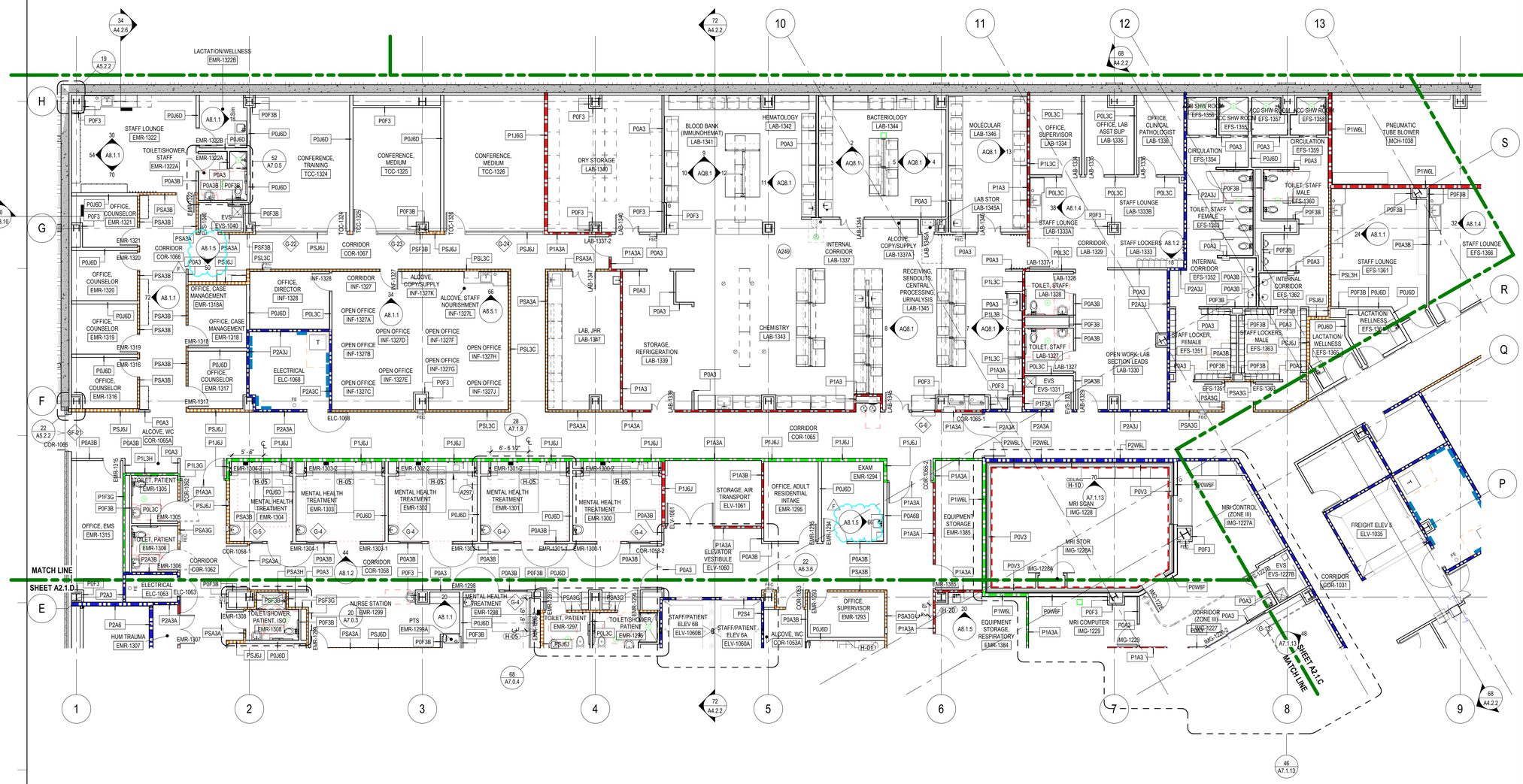

LEVEL 1 - FLOOR PLAN - AREA E

SCALE: 1/8" = 1'-0"

PROJECT NORTH

GRAPHIC SCALE: 1/8" = 1'-0"

GRAPHIC LEGEND

- 0 HOUR SMOKE PARTITION
- 1 HOUR FIRE RESISTANCE RATING
- 1 HOUR FIRE / SMOKE BARRIER
- 2 HOUR FIRE RESISTANCE RATING
- LEAD-LINED PARTITION

GENERAL SHEET NOTES

A. REFER TO THE A0.X SERIES SHEETS FOR ARCHITECTURAL GENERAL NOTES, DRAWING, REFERENCE AND MATERIAL SYMBOLS, ABBREVIATIONS, AS WELL AS DIMENSIONING CONVENTIONS USED ON THIS SHEET.

B. FOR BASIC LIFE SAFETY AND CODE INFORMATION APPLYING TO THIS PROJECT, REFER TO THE G2.X SERIES SHEETS LOCATED PER THE PROJECT SHEET INDEX.

C. REFER TO THE A3.X SERIES SHEETS FOR THE REFLECTED CEILING PLANS.

D. REFER TO THE A9.2.X SERIES SHEETS FOR PARTITION SYSTEMS TYPES AND DETAILS.

E. REFER TO THE A9.3.X SERIES SHEETS FOR THE INTERIOR OPENING SCHEDULE(S), TYPES, AND DETAILS.

F. REFER TO THE 'AI' SERIES SHEETS FOR INTERIOR FINISH INFORMATION.

G. REFER TO THE 'AF' SERIES SHEETS FOR INTERIOR FURNISHING INFORMATION.

H. ALL GLAZING TO RECEIVE WS-1 U. N .O. REFER TO 'AI' SERIES SHEETS

J. REFER TO 'Q' SERIES SHEETS FOR MEDICAL EQUIPMENT.

K. PROVIDE FIRE SPRAY BELOW FLOOR SLAB DEPRESSIONS TO MAINTAIN THE FIRE RESISTANCE RATINGS AT FLOOR LEVEL(S), TYPICAL - REFER TO G-SERIES SHEETS AND "FIRE RESISTANCE ASSEMBLY DETAILS."

L. PROVIDE 3/4-INCH FIRE-RETARDANT PLYWOOD LINING ON ALL WALL SURFACES WITHIN IDF ROOM FROM FLOOR TO CEILING. INSTALL PLYWOOD WITH LONG DIMENSION HORIZONTAL AND FASTEN SECURELY TO WALL FRAMING MEMBERS.

BASED ON PROGRAM OF REQUIREMENTS DATED [03/26/22], POR AMENDMENT DATED [02/03/25], AND ON SCHEMATIC DRAWINGS APPROVED [11/19/24].

REFERENCE KEYNOTES

SHEET KEYNOTES

A249 LAB MODULAR CASEWORK CFCI. REFER TO AQ SERIES AND DIVISION 123553 IN SPECIFICATIONS.

A297 BASIS OF DESIGN: ESC15 - ANTI-LIGATURE OVERHEAD COILING DOOR

IHS Whiteriver Hospital

200 W Hospital Drive
Whiteriver, Arizona, 85941

IHS Project #: 131445
IHS Contract #: 75H70123R00008
IHS Award Date: 02/02/2024

SMITHGROUP

455 NORTH THIRD STREET
SUITE 250
PHOENIX, AZ 85004
602.265.2200
smithgroup.com

ISSUED FOR	DATE
BID ADDENDUM-F	05JUN26
FINAL CONSTRUCTION DOCUMENTS	05MAR26

SEALS AND SIGNATURES

REGISTERED ARCHITECT CERTIFICATE NO. 60546 MATTHEW C. HESS Date Signed 05/29/2026 ARIZONA, U.S.A.

EXPIRES 09/30/27

KEYPLAN

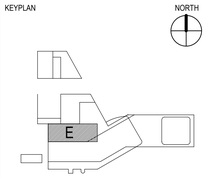

LEVEL 1 (LOWER GROUND) - FLOOR PLAN - AREA E

Drawn By: Hendry
Checked By: Fisher

PROJECT NUMBER 14904.000

CD

SHEET NUMBER A2.1.E

Plot Date: 6/9/2026 9:44:02 AM Hendry

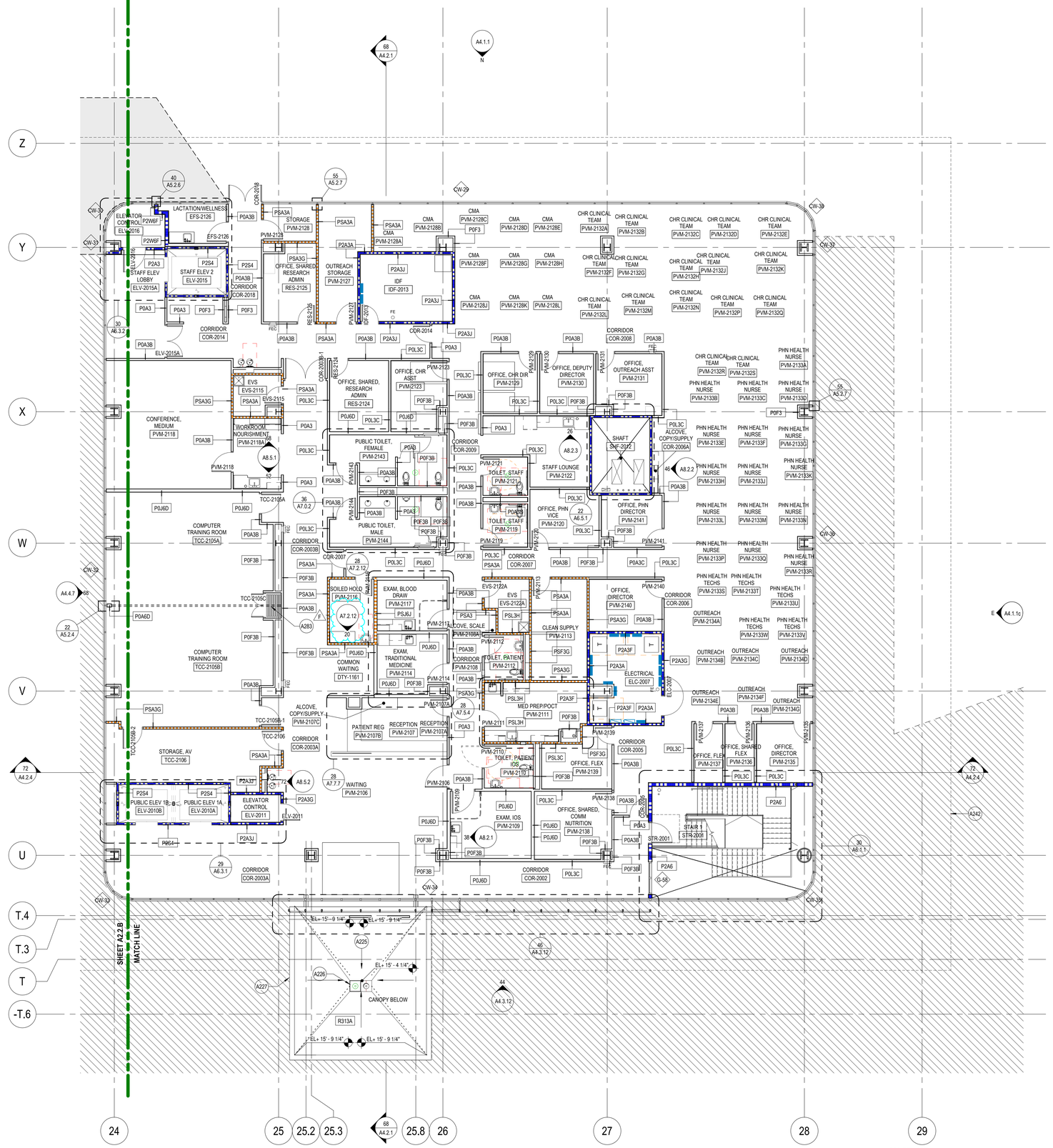

LEVEL 2 - FLOOR PLAN - AREA A

SCALE: 1/8" = 1'-0"

GRAPHIC LEGEND

- 0 HOUR SMOKE PARTITION
- 1 HOUR FIRE RESISTANCE RATING
- 1 HOUR FIRE / SMOKE BARRIER
- 2 HOUR FIRE RESISTANCE RATING
- LEAD-LINED PARTITION

GENERAL SHEET NOTES

A. REFER TO THE A0.X SERIES SHEETS FOR ARCHITECTURAL GENERAL NOTES, DRAWING, REFERENCE AND MATERIAL SYMBOLS, ABBREVIATIONS, AS WELL AS DIMENSIONING CONVENTIONS USED ON THIS SHEET.

B. FOR BASIC LIFE SAFETY AND CODE INFORMATION APPLYING TO THIS PROJECT, REFER TO THE G2.X SERIES SHEETS LOCATED PER THE PROJECT SHEET INDEX.

C. REFER TO THE A3.X SERIES SHEETS FOR THE REFLECTED CEILING PLANS.

D. REFER TO THE A9.2.X SERIES SHEETS FOR PARTITION SYSTEMS TYPES AND DETAILS.

E. REFER TO THE A9.3.X SERIES SHEETS FOR THE INTERIOR OPENING SCHEDULE(S), TYPES, AND DETAILS.

F. REFER TO THE 'AI' SERIES SHEETS FOR INTERIOR FINISH INFORMATION.

G. REFER TO THE 'AF' SERIES SHEETS FOR INTERIOR FURNISHING INFORMATION.

H. ALL GLAZING TO RECEIVE WS-1 U. N .O. REFER TO 'AI' SERIES SHEETS

J. REFER TO 'Q' SERIES SHEETS FOR MEDICAL EQUIPMENT.

K. PROVIDE FIRE SPRAY BELOW FLOOR SLAB DEPRESSIONS TO MAINTAIN THE FIRE RESISTANCE RATINGS AT FLOOR LEVEL(S), TYPICAL - REFER TO G-SERIES SHEETS AND "FIRE RESISTANCE ASSEMBLY DETAILS."

L. PROVIDE 3/4-INCH FIRE-RETARDANT PLYWOOD LINING ON ALL WALL SURFACES WITHIN IDF ROOM FROM FLOOR TO CEILING. INSTALL PLYWOOD WITH LONG DIMENSION HORIZONTAL AND FASTEN SECURELY TO WALL FRAMING MEMBERS.

REFERENCE KEYNOTES

SHEET KEYNOTES

A225	ROOF SLOPE TO DRAIN 1/4" PER FT MIN.
A226	ROOF DRAIN AND OVERFLOW - REFER TO PLUMBING
A227	PIPING / ROUTING / DETAILS FOR RAIN CHAIN - REFER TO PLUMBING AND LANDSCAPE
A242	BUILDING OVERHANG
A283	OPERABLE PARTITION

IHS Whiteriver Hospital

200 W Hospital Drive
Whiteriver, Arizona, 85941

IHS Project #: 131445
IHS Contract #: 75H70123R00008
IHS Award Date: 02/02/2024

BASED ON PROGRAM OF REQUIREMENTS DATED [**03/26/22**], POR AMENDMENT DATED [**02/03/25**], AND ON SCHEMATIC DRAWINGS APPROVED [**11/19/24**].

SMITHGROUP

455 NORTH THIRD STREET
SUITE 250
PHOENIX, AZ 85004
602.265.2200
smithgroup.com

ISSUED FOR	DATE
BID ADDENDUM-F	09JUN26
FINAL CONSTRUCTION DOCUMENTS	23JAN26

SEALS AND SIGNATURES

REGISTERED ARCHITECT CERTIFICATE NO. 60546 MATTHEW C. HESS 06/04/24 ARIZONA, U.S.A. EXPIRES 09/30/27

KEYPLAN

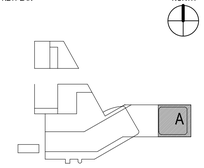

LEVEL 2 (UPPER GROUND) - FLOOR PLAN - AREA A

Drawn By: Hendry
Checked By: Fisher

14904.000

PROJECT NUMBER

CD

SHEET NUMBER

A2.2.A

Plot Date: 6/9/2026 9:44:14 AM
Hendry

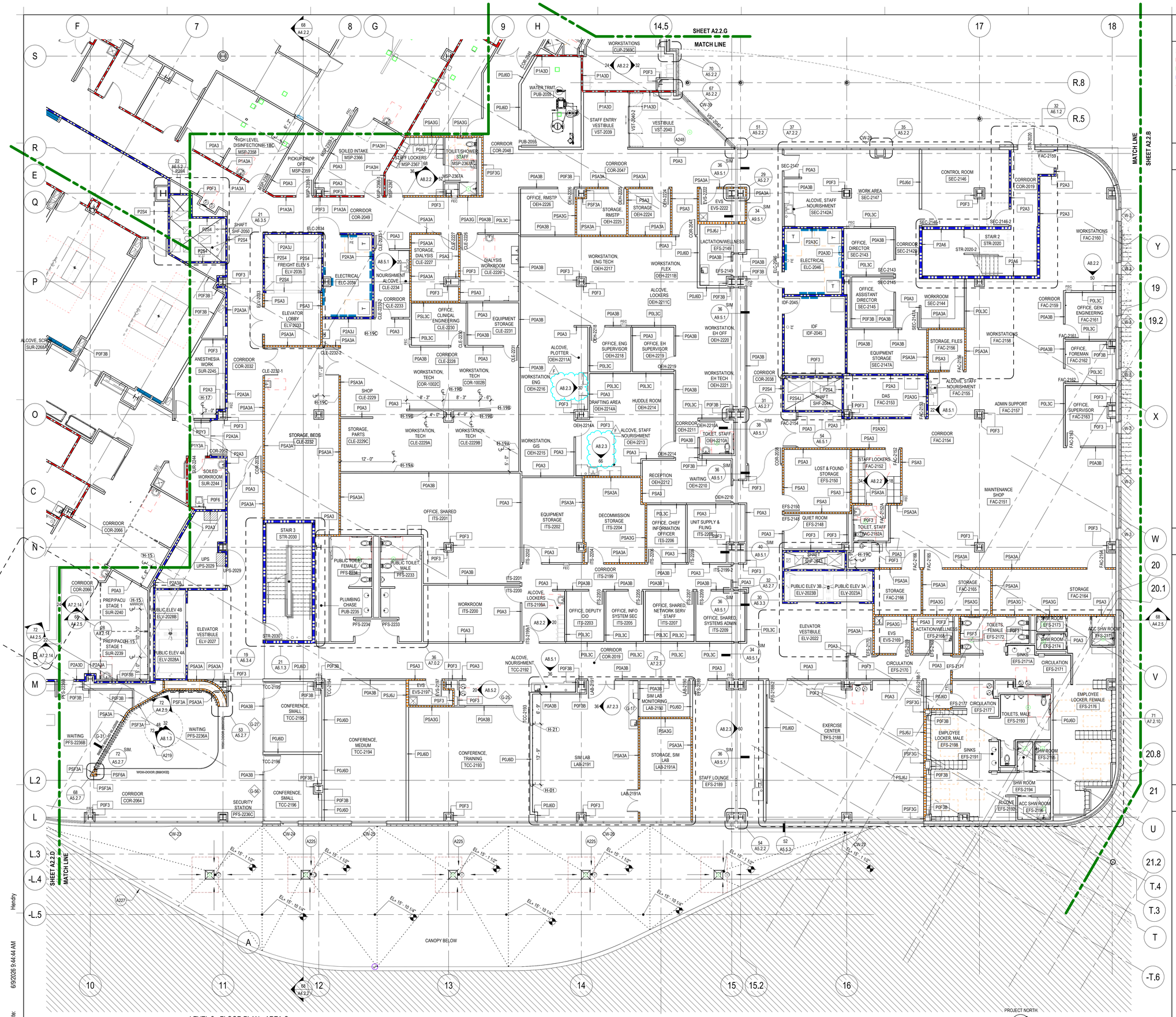

LEVEL 2 - FLOOR PLAN - AREA C

SCALE: 1/8" = 1'-0"

GRAPHIC LEGEND

- 0 HOUR SMOKE PARTITION
- 1 HOUR FIRE RESISTANCE RATING
- 1 HOUR FIRE / SMOKE BARRIER
- 2 HOUR FIRE RESISTANCE RATING
- LEAD-LINED PARTITION

GENERAL SHEET NOTES

A. REFER TO THE A0.X SERIES SHEETS FOR ARCHITECTURAL GENERAL NOTES, DRAWING, REFERENCE AND MATERIAL SYMBOLS, ABBREVIATIONS, AS WELL AS DIMENSIONING CONVENTIONS USED ON THIS SHEET.

B. FOR BASIC LIFE SAFETY AND CODE INFORMATION APPLYING TO THIS PROJECT, REFER TO THE G2.X SERIES SHEETS LOCATED PER THE PROJECT SHEET INDEX.

C. REFER TO THE A3.X SERIES SHEETS FOR THE REFLECTED CEILING PLANS.

D. REFER TO THE A9.2.X SERIES SHEETS FOR PARTITION SYSTEMS TYPES AND DETAILS.

E. REFER TO THE A9.3.X SERIES SHEETS FOR THE INTERIOR OPENING SCHEDULE(S), TYPES, AND DETAILS.

F. REFER TO THE 'AI' SERIES SHEETS FOR INTERIOR FINISH INFORMATION.

G. REFER TO THE 'AF' SERIES SHEETS FOR INTERIOR FURNISHING INFORMATION.

H. ALL GLAZING TO RECEIVE WS-1 U. N .O. REFER TO 'AI' SERIES SHEETS

J. REFER TO 'Q' SERIES SHEETS FOR MEDICAL EQUIPMENT.

K. PROVIDE FIRE SPRAY BELOW FLOOR SLAB DEPRESSIONS TO MAINTAIN THE FIRE RESISTANCE RATINGS AT FLOOR LEVEL(S), TYPICAL - REFER TO G-SERIES SHEETS AND "FIRE RESISTANCE ASSEMBLY DETAILS."

L. PROVIDE 3/4-INCH FIRE-RETARDANT PLYWOOD LINING ON ALL WALL SURFACES WITHIN IDF ROOM FROM FLOOR TO CEILING. INSTALL PLYWOOD WITH LONG DIMENSION HORIZONTAL AND FASTEN SECURELY TO WALL FRAMING MEMBERS.

REFERENCE KEYNOTES

SHEET KEYNOTES

A219 SKYLIGHT

A225 ROOF SLOPE TO DRAIN 1/4" PER FT MIN.

A227 PIPING / ROUTING / DETAILS FOR RAIN CHAIN - REFER TO PLUMBING AND LANDSCAPE

A248 DEPRESSED SLAB AT VESTIBULE TO ACCOMMODATE WALK OFF GRILLE. REFER TO A9 AND AI SERIES FOR DETAILS AND SPECIFICATIONS

INDIAN HEALTH SERVICE · IHS · 1955 · DEPARTMENT OF HEALTH & HUMAN SERVICES, USA

IHS Whiteriver Hospital

200 W Hospital Drive
Whiteriver, Arizona, 85941

IHS Project #: 131445
IHS Contract #: 75H70123R00008
IHS Award Date: 02/02/2024

BASED ON PROGRAM OF REQUIREMENTS DATED [**03/26/22**], POR AMENDMENT DATED [**02/03/25**], AND ON SCHEMATIC DRAWINGS APPROVED [**11/19/24**].

SMITHGROUP

455 NORTH THIRD STREET
SUITE 250
PHOENIX, AZ 85004
602.265.2200
smithgroup.com

ISSUED FOR	DATE
BID ADDENDUM-F	09JUN26
FINAL CONSTRUCTION DOCUMENTS	05MAR26

SEALS AND SIGNATURES

REGISTERED ARCHITECT
CERTIFICATE NO.
60549
MATTHEW C.
HESS
DATE SIGNED 06/09/26
ARIZONA, U.S.A.
EXPIRES 09/30/27

KEYPLAN

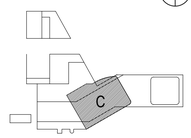

LEVEL 2 (UPPER GROUND) - FLOOR PLAN - AREA C

Drawn By: Hendry
Checked By: Fisher
14904.000

PROJECT NUMBER
CD

SHEET NUMBER
A2.2.C

Plot Date: 6/9/2026 9:44:44 AM Hendry

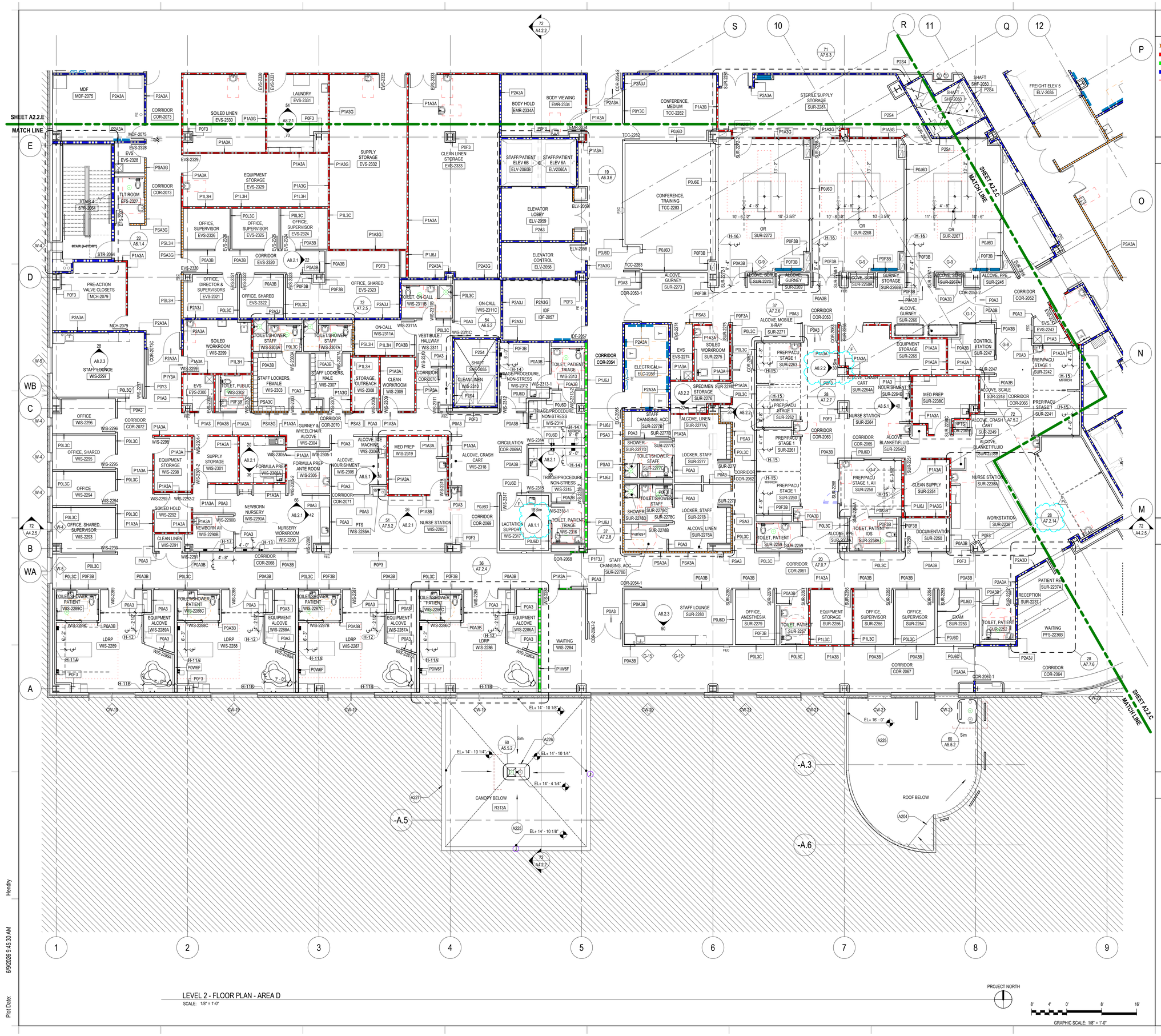

LEVEL 2 - FLOOR PLAN - AREA D

SCALE: 1/8" = 1'-0"

PROJECT NORTH

GRAPHIC SCALE: 1/8" = 1'-0"

Hendry

6/9/2026 9:45:30 AM

Plot Date:

GRAPHIC LEGEND

- 0 HOUR SMOKE PARTITION
- 1 HOUR FIRE RESISTANCE RATING
- 1 HOUR FIRE / SMOKE BARRIER
- 2 HOUR FIRE RESISTANCE RATING
- LEAD-LINED PARTITION

GENERAL SHEET NOTES

A. REFER TO THE A0.X SERIES SHEETS FOR ARCHITECTURAL GENERAL NOTES, DRAWING, REFERENCE AND MATERIAL SYMBOLS, ABBREVIATIONS, AS WELL AS DIMENSIONING CONVENTIONS USED ON THIS SHEET.

B. FOR BASIC LIFE SAFETY AND CODE INFORMATION APPLYING TO THIS PROJECT, REFER TO THE G2.X SERIES SHEETS LOCATED PER THE PROJECT SHEET INDEX.

C. REFER TO THE A3.X SERIES SHEETS FOR THE REFLECTED CEILING PLANS.

D. REFER TO THE A9.2.X SERIES SHEETS FOR PARTITION SYSTEMS TYPES AND DETAILS.

E. REFER TO THE A9.3.X SERIES SHEETS FOR THE INTERIOR OPENING SCHEDULE(S), TYPES, AND DETAILS.

F. REFER TO THE 'AI' SERIES SHEETS FOR INTERIOR FINISH INFORMATION.

G. REFER TO THE 'AF' SERIES SHEETS FOR INTERIOR FURNISHING INFORMATION.

H. ALL GLAZING TO RECEIVE WS-1 U. N .O. REFER TO 'AI' SERIES SHEETS

J. REFER TO 'Q' SERIES SHEETS FOR MEDICAL EQUIPMENT.

K. PROVIDE FIRE SPRAY BELOW FLOOR SLAB DEPRESSIONS TO MAINTAIN THE FIRE RESISTANCE RATINGS AT FLOOR LEVEL(S), TYPICAL - REFER TO G-SERIES SHEETS AND "FIRE RESISTANCE ASSEMBLY DETAILS."

L. PROVIDE 3/4-INCH FIRE-RETARDANT PLYWOOD LINING ON ALL WALL SURFACES WITHIN IDF ROOM FROM FLOOR TO CEILING. INSTALL PLYWOOD WITH LONG DIMENSION HORIZONTAL AND FASTEN SECURELY TO WALL FRAMING MEMBERS.

REFERENCE KEYNOTES

SHEET KEYNOTES

A204 ROOF CRICKET
A225 ROOF SLOPE TO DRAIN 1/4" PER FT MIN.
A226 ROOF DRAIN AND OVERFLOW - REFER TO PLUMBING
A227 PIPING / ROUTING / DETAILS FOR RAIN CHAIN - REFER TO PLUMBING AND LANDSCAPE

IHS Whiteriver Hospital

200 W Hospital Drive
Whiteriver, Arizona, 85941

IHS Project #: 131445
IHS Contract #: 75H70123R00008
IHS Award Date: 02/02/2024

BASED ON PROGRAM OF REQUIREMENTS DATED [03/26/22], POR AMENDMENT DATED [02/03/25], AND ON SCHEMATIC DRAWINGS APPROVED [11/19/24].

SMITHGROUP

455 NORTH THIRD STREET
SUITE 250
PHOENIX, AZ 85004
602.265.2200
smithgroup.com

ISSUED FOR	DATE
BID ADDENDUM-F	09JUN26
FINAL CONSTRUCTION DOCUMENTS	05MAR26

SEALS AND SIGNATURES

REGISTERED ARCHITECT
CERTIFICATE NO. 60549
MATTHEW C. HESS
Date Signed 06/09/26
ARIZONA, U.S.A.
EXPIRES 09/30/27

KEYPLAN

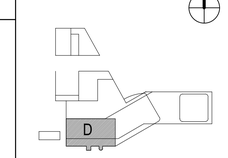

LEVEL 2 (UPPER GROUND) - FLOOR PLAN - AREA D

Drawn By: Hendry
Checked By: Fisher

PROJECT NUMBER 14904.000

SHEET NUMBER CD **A2.2.D**

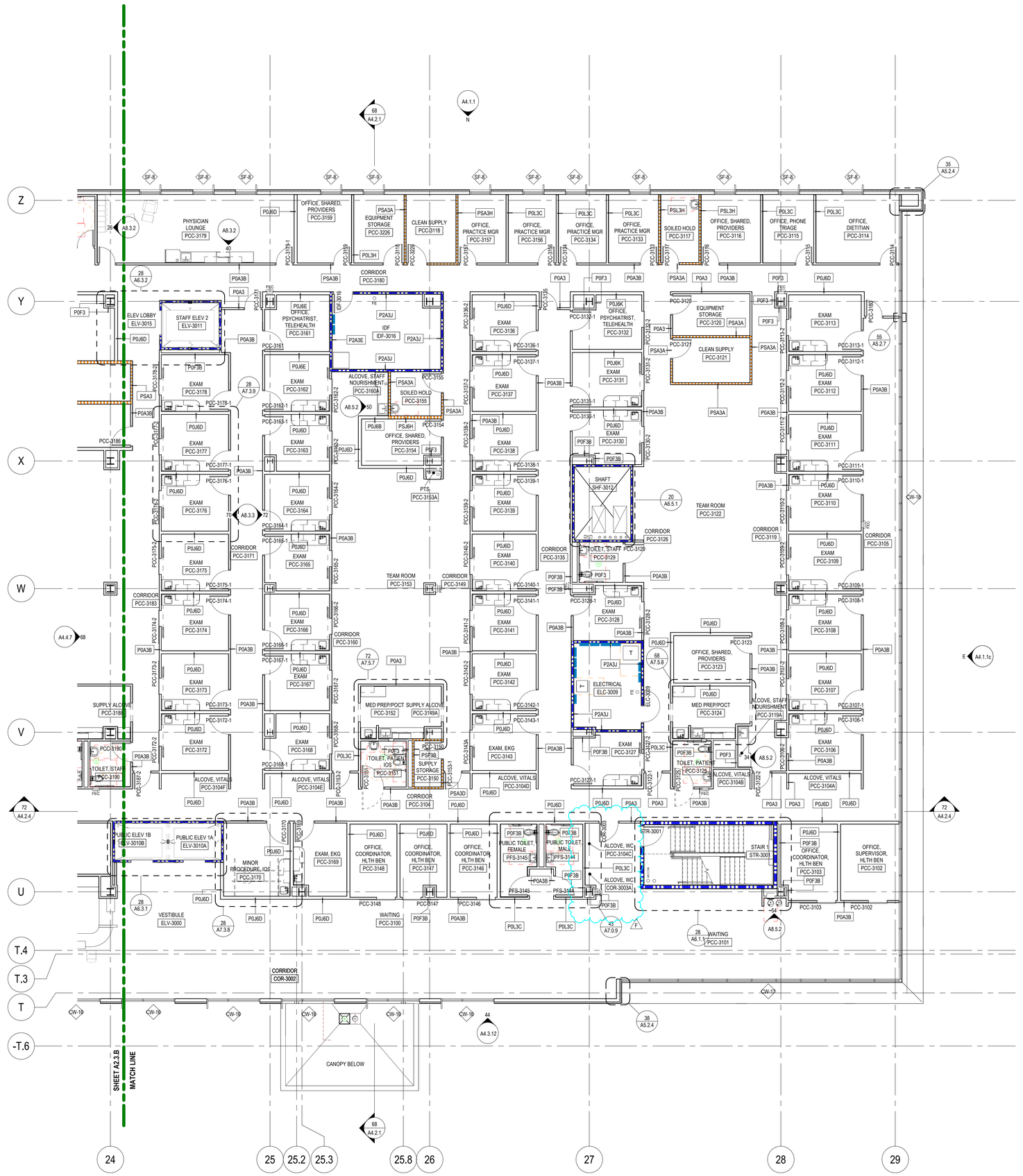

LEVEL 3 - FLOOR PLAN - AREA A

SCALE: 1/8" = 1'-0"

GRAPHIC SCALE: 1/8" = 1'-0"

GRAPHIC LEGEND

- 0 HOUR SMOKE PARTITION
- 1 HOUR FIRE RESISTANCE RATING
- 1 HOUR FIRE / SMOKE BARRIER
- 2 HOUR FIRE RESISTANCE RATING
- LEAD-LINED PARTITION

GENERAL SHEET NOTES

A. REFER TO THE A0.X SERIES SHEETS FOR ARCHITECTURAL GENERAL NOTES, DRAWING, REFERENCE AND MATERIAL SYMBOLS, ABBREVIATIONS, AS WELL AS DIMENSIONING CONVENTIONS USED ON THIS SHEET.

B. FOR BASIC LIFE SAFETY AND CODE INFORMATION APPLYING TO THIS PROJECT, REFER TO THE G2.X SERIES SHEETS LOCATED PER THE PROJECT SHEET INDEX.

C. REFER TO THE A3.X SERIES SHEETS FOR THE REFLECTED CEILING PLANS.

D. REFER TO THE A9.2.X SERIES SHEETS FOR PARTITION SYSTEMS TYPES AND DETAILS.

E. REFER TO THE A9.3.X SERIES SHEETS FOR THE INTERIOR OPENING SCHEDULE(S), TYPES, AND DETAILS.

F. REFER TO THE 'AI' SERIES SHEETS FOR INTERIOR FINISH INFORMATION.

G. REFER TO THE 'AF' SERIES SHEETS FOR INTERIOR FURNISHING INFORMATION.

H. ALL GLAZING TO RECEIVE WS-1 U. N .O. REFER TO 'AI' SERIES SHEETS

J. REFER TO 'Q' SERIES SHEETS FOR MEDICAL EQUIPMENT.

K. PROVIDE FIRE SPRAY BELOW FLOOR SLAB DEPRESSIONS TO MAINTAIN THE FIRE RESISTANCE RATINGS AT FLOOR LEVEL(S), TYPICAL - REFER TO G-SERIES SHEETS AND "FIRE RESISTANCE ASSEMBLY DETAILS."

L. PROVIDE 3/4-INCH FIRE-RETARDANT PLYWOOD LINING ON ALL WALL SURFACES WITHIN IDF ROOM FROM FLOOR TO CEILING. INSTALL PLYWOOD WITH LONG DIMENSION HORIZONTAL AND FASTEN SECURELY TO WALL FRAMING MEMBERS.

REFERENCE KEYNOTES

SHEET KEYNOTES

IHS Whiteriver Hospital

200 W Hospital Drive
Whiteriver, Arizona, 85941

IHS Project #: 131445
IHS Contract #: 75H70123R00008
IHS Award Date: 02/02/2024

BASED ON PROGRAM OF REQUIREMENTS DATED [03/26/22], POR AMENDMENT DATED [02/03/25], AND ON SCHEMATIC DRAWINGS APPROVED [11/19/24].

SMITHGROUP

455 NORTH THIRD STREET
SUITE 250
PHOENIX, AZ 85004
602.265.2200
smithgroup.com

ISSUED FOR	DATE
BID ADDENDUM-F	09JUN26
FINAL CONSTRUCTION DOCUMENTS	23JAN26

SEALS AND SIGNATURES

REGISTERED ARCHITECT CERTIFICATE NO. 60549 MATTHEW C. HESS Date Signed 09/30/24 ARIZONA, U.S.A. EXPIRES 09/30/27

KEYPLAN

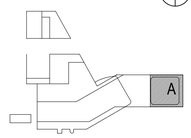

LEVEL 3 - FLOOR PLAN - AREA A

Drawn By: Hendry
Checked By: Fisher
14904.000

PROJECT NUMBER
CD

SHEET NUMBER
A2.3.A

Plot Date: 6/9/2026 9:46:05 AM Hendry

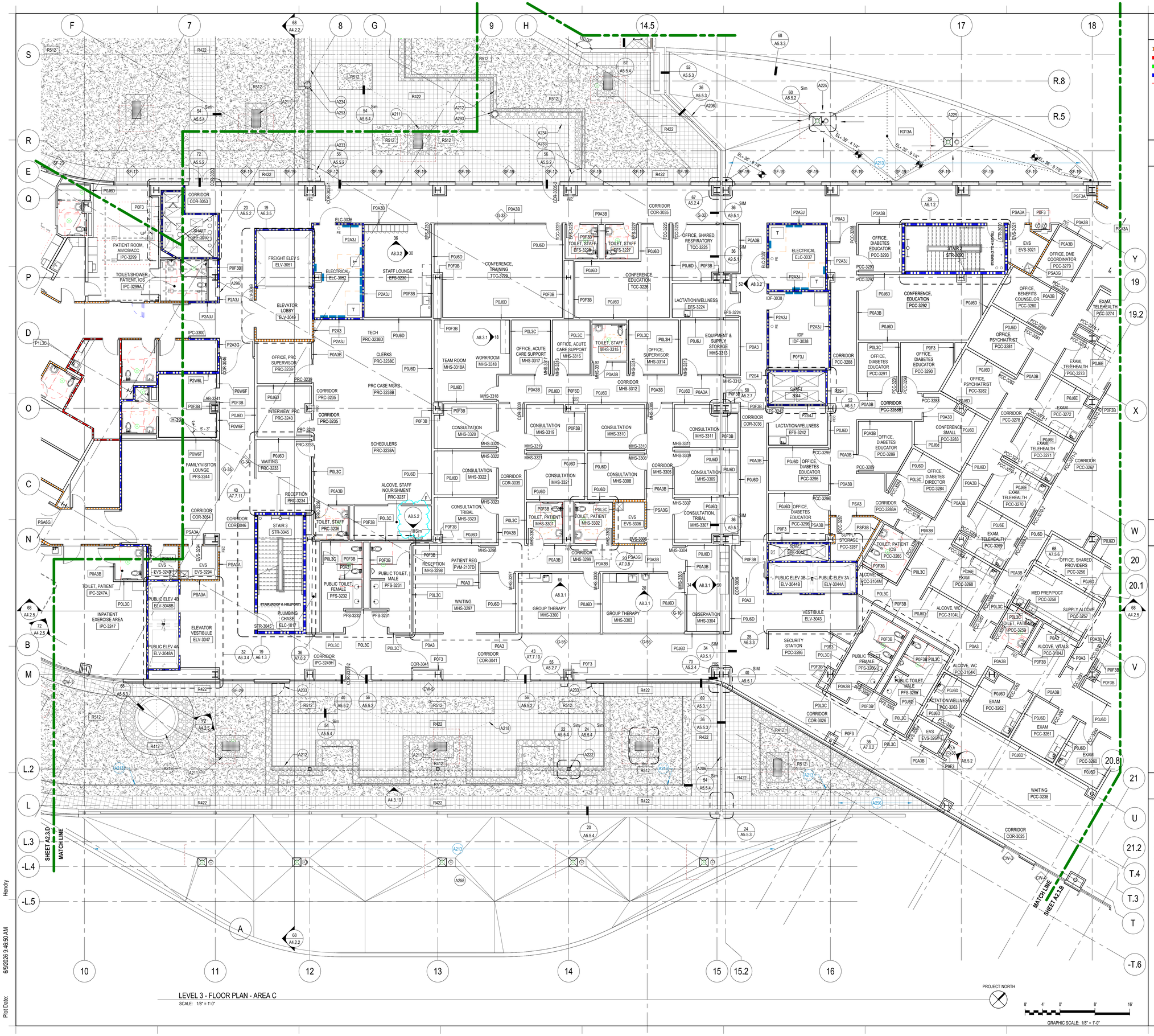

LEVEL 3 - FLOOR PLAN - AREA C

SCALE: 1/8" = 1'-0"

GRAPHIC LEGEND

- 0 HOUR SMOKE PARTITION
- 1 HOUR FIRE RESISTANCE RATING
- 1 HOUR FIRE / SMOKE BARRIER
- 2 HOUR FIRE RESISTANCE RATING
- LEAD-LINED PARTITION

GENERAL SHEET NOTES

A. REFER TO THE A0.X SERIES SHEETS FOR ARCHITECTURAL GENERAL NOTES, DRAWING, REFERENCE AND MATERIAL SYMBOLS, ABBREVIATIONS, AS WELL AS DIMENSIONING CONVENTIONS USED ON THIS SHEET.

B. FOR BASIC LIFE SAFETY AND CODE INFORMATION APPLYING TO THIS PROJECT, REFER TO THE G2.X SERIES SHEETS LOCATED PER THE PROJECT SHEET INDEX.

C. REFER TO THE A3.X SERIES SHEETS FOR THE REFLECTED CEILING PLANS.

D. REFER TO THE A9.2.X SERIES SHEETS FOR PARTITION SYSTEMS TYPES AND DETAILS.

E. REFER TO THE A9.3.X SERIES SHEETS FOR THE INTERIOR OPENING SCHEDULE(S), TYPES, AND DETAILS.

F. REFER TO THE 'AI' SERIES SHEETS FOR INTERIOR FINISH INFORMATION.

G. REFER TO THE 'AF' SERIES SHEETS FOR INTERIOR FURNISHING INFORMATION.

H. ALL GLAZING TO RECEIVE WS-1 U. N .O. REFER TO 'AI' SERIES SHEETS

J. REFER TO 'Q' SERIES SHEETS FOR MEDICAL EQUIPMENT.

K. PROVIDE FIRE SPRAY BELOW FLOOR SLAB DEPRESSIONS TO MAINTAIN THE FIRE RESISTANCE RATINGS AT FLOOR LEVEL(S), TYPICAL - REFER TO G-SERIES SHEETS AND "FIRE RESISTANCE ASSEMBLY DETAILS."

L. PROVIDE 3/4-INCH FIRE-RETARDANT PLYWOOD LINING ON ALL WALL SURFACES WITHIN IDF ROOM FROM FLOOR TO CEILING. INSTALL PLYWOOD WITH LONG DIMENSION HORIZONTAL AND FASTEN SECURELY TO WALL FRAMING MEMBERS.

REFERENCE KEYNOTES

SHEET KEYNOTES

A206	ROOF EXPANSION JOINT
A211	ROOF DRAIN WITH PERFORATED SCREEN & ACCESS COVER AT VEGETATIVE GREEN ROOF
A212	ROOF PATIO GUARDRAIL - REFER TO LANDSCAPE DETAILS
A213	HORIZONTAL LIFE LINE SAFETY RAIL (PER FALL PROTECTION)
A218	LINE OF SLOPED CONCRETE TOPPING BELOW - REFER TO ROOF ASSEMBLY DETAILS
A219	SKYLIGHT
A222	CANOPY COLUMN - REFER TO STRUCTURAL
A225	ROOF SLOPE TO DRAIN 1/4" PER FT MIN.
A233	ROOF PATIO GUARDRAIL LATCHING GATE - REFER TO LANDSCAPE DETAILS
A234	ROOF PATIO CONCRETE BENCH - REFER TO LANDSCAPE AND STRUCTURAL
A256	BELOW ROOF PAVER TIEBACKS FOR BOSUN CHAIR WINDOW WASHING ACCESS (PER FALL PROTECTION)
A258	CANOPY AT LEVEL BELOW
A293	POLE MOUNTED FIXTURE PER ELECTRICAL - REFER TO ROOFING DETAILS FOR BASE FLASHING AT ROOF SYSTEM
A296	HOSE VALVE CABINET - REFER TO FIRE PROTECTION

IHS Whiteriver Hospital

200 W Hospital Drive
Whiteriver, Arizona, 85941

IHS Project #: 131445
IHS Contract #: 75H70123R00008
IHS Award Date: 02/02/2024

BASED ON PROGRAM OF REQUIREMENTS DATED [03/26/22], POR AMENDMENT DATED [02/03/25], AND ON SCHEMATIC DRAWINGS APPROVED [11/19/24].

SMITHGROUP

455 NORTH THIRD STREET
SUITE 250
PHOENIX, AZ 85004
602.265.2200
smithgroup.com

ISSUED FOR	DATE
BID ADDENDUM-F	09JUN26
FINAL CONSTRUCTION DOCUMENTS	23JAN26

SEALS AND SIGNATURES

REGISTERED ARCHITECT
CERTIFICATE NO. 60546
MATTHEW C. HESS
Date Signed 09/30/26
ARIZONA, U.S.A.
EXPIRES 09/30/27

KEYPLAN

NORTH

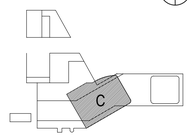

LEVEL 3 - FLOOR PLAN - AREA C

Drawn By: Hendry
Checked By: Fisher

14904.000

PROJECT NUMBER

CD

SHEET NUMBER

A2.3.C

Plot Date: 6/9/2026 9:46:50 AM Hendry

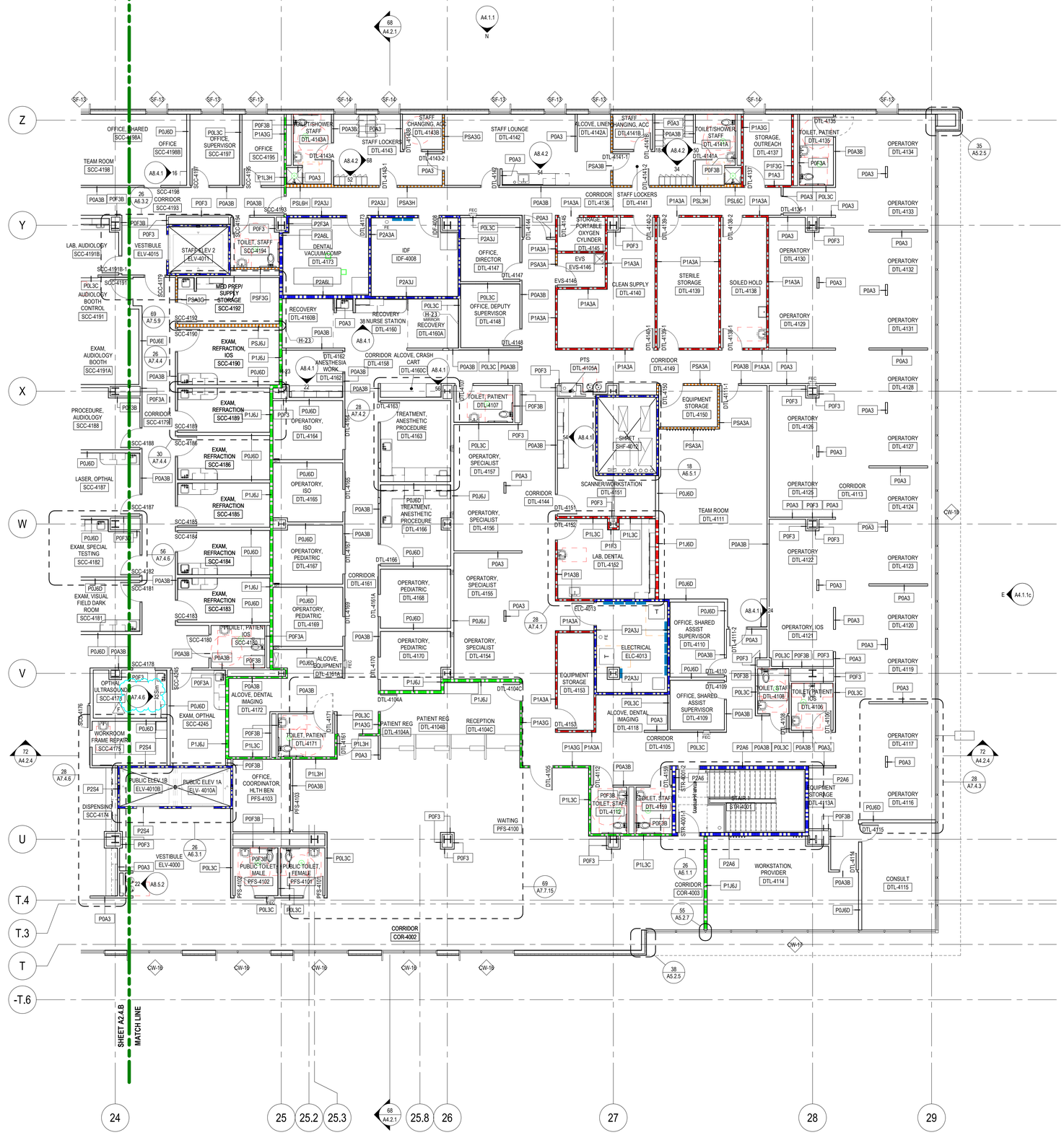

LEVEL 4 - FLOOR PLAN - AREA A

SCALE: 1/8" = 1'-0"

GRAPHIC LEGEND

- 0 HOUR SMOKE PARTITION
- 1 HOUR FIRE RESISTANCE RATING
- 1 HOUR FIRE / SMOKE BARRIER
- 2 HOUR FIRE RESISTANCE RATING
- LEAD-LINED PARTITION

GENERAL SHEET NOTES

A. REFER TO THE A0.X SERIES SHEETS FOR ARCHITECTURAL GENERAL NOTES, DRAWING, REFERENCE AND MATERIAL SYMBOLS, ABBREVIATIONS, AS WELL AS DIMENSIONING CONVENTIONS USED ON THIS SHEET.

B. FOR BASIC LIFE SAFETY AND CODE INFORMATION APPLYING TO THIS PROJECT, REFER TO THE G2.X SERIES SHEETS LOCATED PER THE PROJECT SHEET INDEX.

C. REFER TO THE A3.X SERIES SHEETS FOR THE REFLECTED CEILING PLANS.

D. REFER TO THE A9.2.X SERIES SHEETS FOR PARTITION SYSTEMS TYPES AND DETAILS.

E. REFER TO THE A9.3.X SERIES SHEETS FOR THE INTERIOR OPENING SCHEDULE(S), TYPES, AND DETAILS.

F. REFER TO THE 'AI' SERIES SHEETS FOR INTERIOR FINISH INFORMATION.

G. REFER TO THE 'AF' SERIES SHEETS FOR INTERIOR FURNISHING INFORMATION.

H. ALL GLAZING TO RECEIVE WS-1 U. N .O. REFER TO 'AI' SERIES SHEETS

J. REFER TO 'Q' SERIES SHEETS FOR MEDICAL EQUIPMENT.

K. PROVIDE FIRE SPRAY BELOW FLOOR SLAB DEPRESSIONS TO MAINTAIN THE FIRE RESISTANCE RATINGS AT FLOOR LEVEL(S), TYPICAL - REFER TO G-SERIES SHEETS AND "FIRE RESISTANCE ASSEMBLY DETAILS."

L. PROVIDE 3/4-INCH FIRE-RETARDANT PLYWOOD LINING ON ALL WALL SURFACES WITHIN IDF ROOM FROM FLOOR TO CEILING. INSTALL PLYWOOD WITH LONG DIMENSION HORIZONTAL AND FASTEN SECURELY TO WALL FRAMING MEMBERS.

REFERENCE KEYNOTES

SHEET KEYNOTES

IHS Whiteriver Hospital

200 W Hospital Drive
Whiteriver, Arizona, 85941

IHS Project #: 131445
IHS Contract #: 75H70123R00008
IHS Award Date: 02/02/2024

BASED ON PROGRAM OF REQUIREMENTS DATED [03/26/22], POR AMENDMENT DATED [02/03/25], AND ON SCHEMATIC DRAWINGS APPROVED [11/19/24].

SMITHGROUP

455 NORTH THIRD STREET
SUITE 250
PHOENIX, AZ 85004
602.265.2200
smithgroup.com

ISSUED FOR	DATE
BID ADDENDUM-F	09JUN26
FINAL CONSTRUCTION DOCUMENTS	23JAN26

SEALS AND SIGNATURES

REGISTERED ARCHITECT CERTIFICATE NO. 60546 MATTHEW C. HESS 09/26/26 ARIZONA, USA

EXPIRES 09/30/27

KEYPLAN

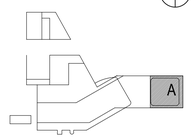

LEVEL 4 - FLOOR PLAN - AREA A

Drawn By: Hendry
Checked By: Flsher
14904.000

PROJECT NUMBER

CD

SHEET NUMBER

A2.4.A

Plot Date: 6/9/2026 9:47:01 AM Hendry

LEVEL 4 - FLOOR PLAN - AREA B
SCALE: 1/8" = 1'-0"

GRAPHIC LEGEND

- 0 HOUR SMOKE PARTITION
- 1 HOUR FIRE RESISTANCE RATING
- 1 HOUR FIRE / SMOKE BARRIER
- 2 HOUR FIRE RESISTANCE RATING
- LEAD-LINED PARTITION

GENERAL SHEET NOTES

A. REFER TO THE A0.X SERIES SHEETS FOR ARCHITECTURAL GENERAL NOTES, DRAWING, REFERENCE AND MATERIAL SYMBOLS, ABBREVIATIONS, AS WELL AS DIMENSIONING CONVENTIONS USED ON THIS SHEET.

B. FOR BASIC LIFE SAFETY AND CODE INFORMATION APPLYING TO THIS PROJECT, REFER TO THE G2.X SERIES SHEETS LOCATED PER THE PROJECT SHEET INDEX.

C. REFER TO THE A3.X SERIES SHEETS FOR THE REFLECTED CEILING PLANS.

D. REFER TO THE A9.2.X SERIES SHEETS FOR PARTITION SYSTEMS TYPES AND DETAILS.

E. REFER TO THE A9.3.X SERIES SHEETS FOR THE INTERIOR OPENING SCHEDULE(S), TYPES, AND DETAILS.

F. REFER TO THE 'AI' SERIES SHEETS FOR INTERIOR FINISH INFORMATION.

G. REFER TO THE 'AF' SERIES SHEETS FOR INTERIOR FURNISHING INFORMATION.

H. ALL GLAZING TO RECEIVE WS-1 U. N .O. REFER TO 'AI' SERIES SHEETS

J. REFER TO 'Q' SERIES SHEETS FOR MEDICAL EQUIPMENT.

K. PROVIDE FIRE SPRAY BELOW FLOOR SLAB DEPRESSIONS TO MAINTAIN THE FIRE RESISTANCE RATINGS AT FLOOR LEVEL(S), TYPICAL - REFER TO G-SERIES SHEETS AND "FIRE RESISTANCE ASSEMBLY DETAILS."

L. PROVIDE 3/4-INCH FIRE-RETARDANT PLYWOOD LINING ON ALL WALL SURFACES WITHIN IDF ROOM FROM FLOOR TO CEILING. INSTALL PLYWOOD WITH LONG DIMENSION HORIZONTAL AND FASTEN SECURELY TO WALL FRAMING MEMBERS.

REFERENCE KEYNOTES

SHEET KEYNOTES

A220 LINE OF CANOPY (ABOVE)
A256 BELOW ROOF PAVER TIEBACKS FOR BOSUN CHAIR WINDOW WASHING ACCESS (PER FALL PROTECTION)

IHS Whiteriver Hospital

200 W Hospital Drive
Whiteriver, Arizona, 85941

IHS Project #: 131445
IHS Contract #: 75H70123R00008
IHS Award Date: 02/02/2024

BASED ON PROGRAM OF REQUIREMENTS DATED [03/26/22], POR AMENDMENT DATED [02/03/25], AND ON SCHEMATIC DRAWINGS APPROVED [11/19/24].

SMITHGROUP

455 NORTH THIRD STREET
SUITE 250
PHOENIX, AZ 85004
602.265.2200
smithgroup.com

ISSUED FOR	DATE
BID ADDENDUM-F	09JUN26
FINAL CONSTRUCTION DOCUMENTS	23JAN26

SEALS AND SIGNATURES

REGISTERED ARCHITECT
CERTIFICATE NO. 60546
MATTHEW C. HESS
Date Signed 09/30/25
ARIZONA, U.S.A.
EXPIRES 09/30/27

KEYPLAN

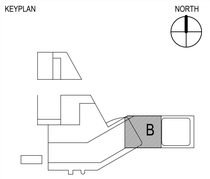

LEVEL 4 - FLOOR PLAN - AREA B

Drawn By: Hendry
Checked By: Fisher
14904.000

PROJECT NUMBER
CD
SHEET NUMBER
A2.4.B

Plot Date: 6/9/2026 9:47:16 AM Hendry

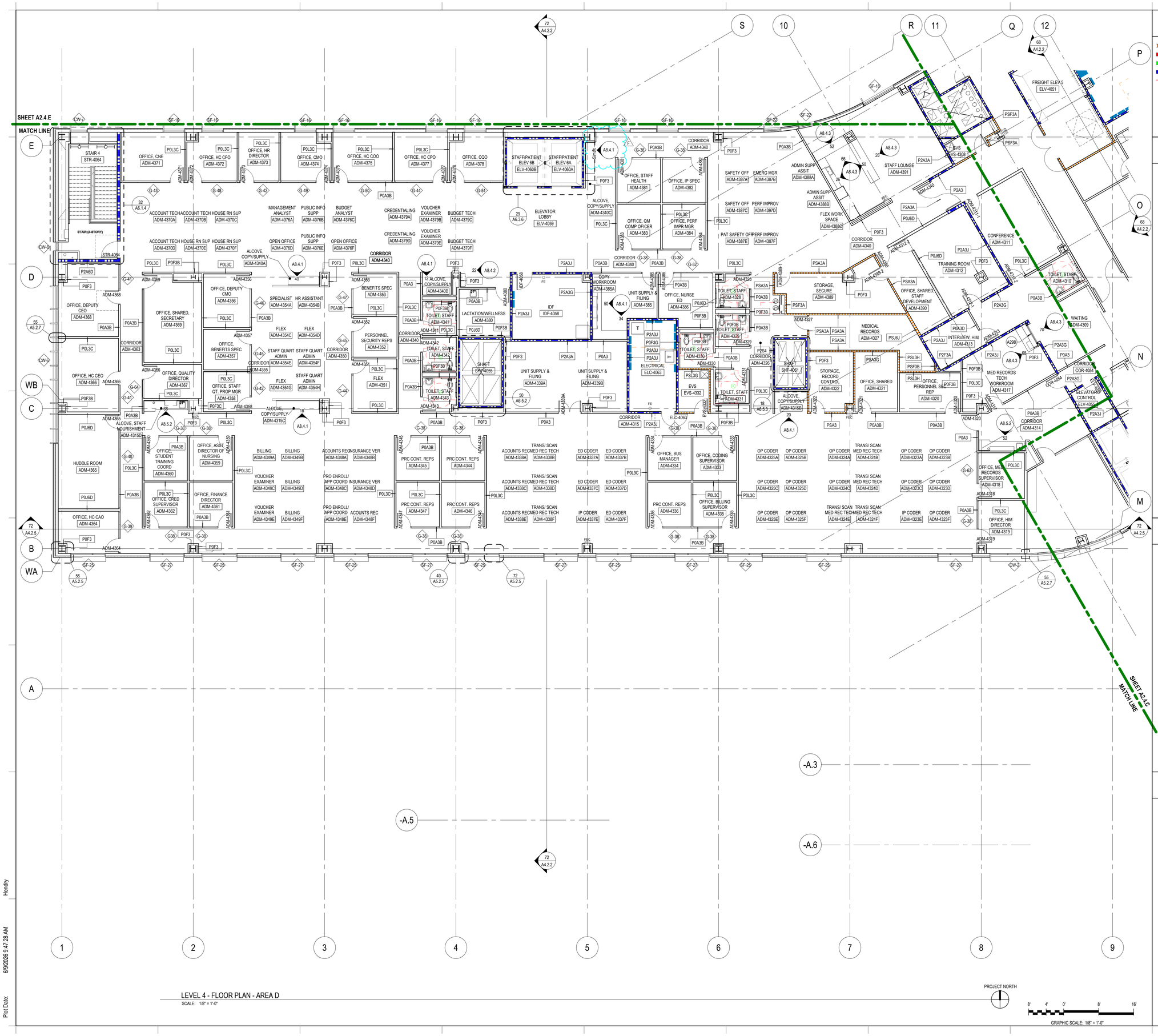

LEVEL 4 - FLOOR PLAN - AREA D

SCALE: 1/8" = 1'-0"

PROJECT NORTH

GRAPHIC SCALE: 1/8" = 1'-0"

GRAPHIC LEGEND

- 0 HOUR SMOKE PARTITION
- 1 HOUR FIRE RESISTANCE RATING
- 1 HOUR FIRE / SMOKE BARRIER
- 2 HOUR FIRE RESISTANCE RATING
- LEAD-LINED PARTITION

GENERAL SHEET NOTES

A. REFER TO THE A0.X SERIES SHEETS FOR ARCHITECTURAL GENERAL NOTES, DRAWING, REFERENCE AND MATERIAL SYMBOLS, ABBREVIATIONS, AS WELL AS DIMENSIONING CONVENTIONS USED ON THIS SHEET.

B. FOR BASIC LIFE SAFETY AND CODE INFORMATION APPLYING TO THIS PROJECT, REFER TO THE G2.X SERIES SHEETS LOCATED PER THE PROJECT SHEET INDEX.

C. REFER TO THE A3.X SERIES SHEETS FOR THE REFLECTED CEILING PLANS.

D. REFER TO THE A9.2.X SERIES SHEETS FOR PARTITION SYSTEMS TYPES AND DETAILS.

E. REFER TO THE A9.3.X SERIES SHEETS FOR THE INTERIOR OPENING SCHEDULE(S), TYPES, AND DETAILS.

F. REFER TO THE 'AI' SERIES SHEETS FOR INTERIOR FINISH INFORMATION.

G. REFER TO THE 'AF' SERIES SHEETS FOR INTERIOR FURNISHING INFORMATION.

H. ALL GLAZING TO RECEIVE WS-1 U. N .O. REFER TO 'AI' SERIES SHEETS

J. REFER TO 'Q' SERIES SHEETS FOR MEDICAL EQUIPMENT.

K. PROVIDE FIRE SPRAY BELOW FLOOR SLAB DEPRESSIONS TO MAINTAIN THE FIRE RESISTANCE RATINGS AT FLOOR LEVEL(S), TYPICAL - REFER TO G-SERIES SHEETS AND "FIRE RESISTANCE ASSEMBLY DETAILS."

L. PROVIDE 3/4-INCH FIRE-RETARDANT PLYWOOD LINING ON ALL WALL SURFACES WITHIN IDF ROOM FROM FLOOR TO CEILING. INSTALL PLYWOOD WITH LONG DIMENSION HORIZONTAL AND FASTEN SECURELY TO WALL FRAMING MEMBERS.

REFERENCE KEYNOTES

SHEET KEYNOTES

A298 BASIS OF DESIGN: ERD10 - FIRE-RATED OVERHEAD COILING DOOR, CONNECT TO FIRE ALARM SYSTEM

IHS Whiteriver Hospital

200 W Hospital Drive
Whiteriver, Arizona, 85941

IHS Project #: 131445
IHS Contract #: 75H70123R00008
IHS Award Date: 02/02/2024

BASED ON PROGRAM OF REQUIREMENTS DATED [03/26/22], POR AMENDMENT DATED [02/03/25], AND ON SCHEMATIC DRAWINGS APPROVED [11/19/24].

SMITHGROUP

455 NORTH THIRD STREET
SUITE 250
PHOENIX, AZ 85004
602.265.2200
smithgroup.com

ISSUED FOR	DATE
BID ADDENDUM-F	09JUN26
FINAL CONSTRUCTION DOCUMENTS	05MAR26

SEALS AND SIGNATURES

REGISTERED ARCHITECT
CERTIFICATE NO.
60546
MATTHEW C. HESS
09/30/26
RESTRICTED
ARIZONA, U.S.A.
EXPIRES 09/30/27

KEYPLAN

NORTH

D

LEVEL 4 - FLOOR PLAN - AREA D

Drawn By: Hendry
Checked By: Fisher

PROJECT NUMBER
14904.000

CD

SHEET NUMBER
A2.4.D

Plot Date: 6/9/2026 9:47:28 AM Hendry

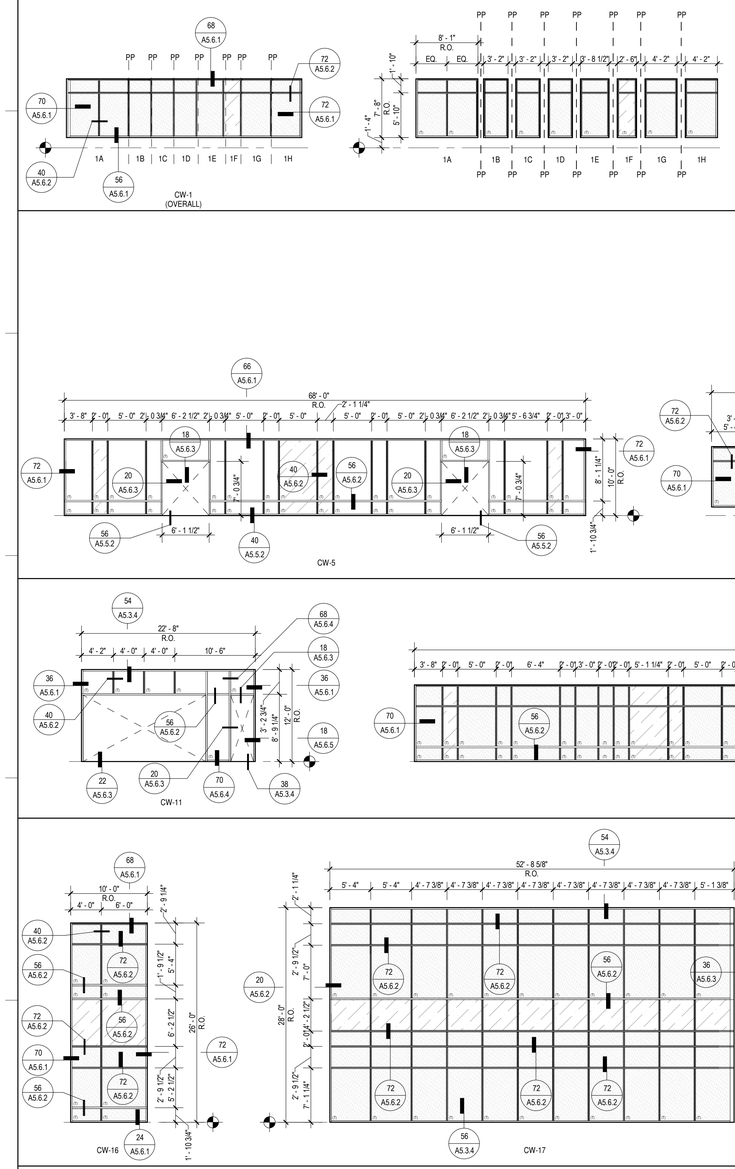

GRAPHIC LEGEND

GLAZING TYPES (GL)
BASIS OF DESIGN: VIRACON

GL-1
HIGH PERFORMANCE VISION UNIT
1" VNE35-53 INSULATING HS/HS
1/4" - PURE MID IRON HS
VNE-53 #2
1/2" - SPACER - BLACK - ARGON
1/4" - PURE MID IRON HS
V957 SUBDUED GRAY VIRASPAN #4

GL-2
GL-1 WITH PAINTED 16 GA. METAL BACK PAN, MATCH SUBDUED GRAY

GL-3
HIGH PERFORMANCE VISION UNIT WITH CERAMIC FRIT
1" VNE35-53 INSULATING HS/HS PRINT
1/4" - PURE MID IRON HS
VNE-53 #2
V957 SUBDUED GRAY VIRASPAN PRINT #5256 #2
1/2" - SPACER - BLACK - ARGON
1/4" - PURE MID IRON HS

GL-4
GL-1 WITH DECORATIVE FILM
REFER TO INTERIORS FOR DECORATIVE FILM INFO

GL-5
GL-1 WITH PRIVACY FILM
REFER TO INTERIORS FOR PRIVACY FILM INFO

GL-6
GL-1 WITH MELTDOWN GLASS
PATTERN: SNOW

(T) INDICATES WINDOW GLAZING TO BE 1/4" TEMPERED SAFETY GLASS U.N.O.

"PP" INDICATES A PIVOT POINT IN THE GLAZING SYSTEM

IHS Whiteriver Hospital

200 W Hospital Drive
Whiteriver, Arizona, 85941

IHS Project #: 131445
IHS Contract #: 75H70123R00008
IHS Award Date: 02/02/2024

BASED ON PROGRAM OF REQUIREMENTS DATED [03/26/22], POR AMENDMENT DATED [02/03/25], AND ON SCHEMATIC DRAWINGS APPROVED [11/19/24].

SMITHGROUP

455 NORTH THIRD STREET
SUITE 250
PHOENIX, AZ 85004
602.265.2200
smithgroup.com

ISSUED FOR	DATE
BID ADDENDUM-F	05JUN26
FINAL CONSTRUCTION DOCUMENTS	23JAN26

SEALS AND SIGNATURES

REGISTERED ARCHITECT
CERTIFICATE NO.
60546
MATTHEW C.
HESS
Date Signed 06/29/26
ARIZONA, U.S.A.
EXPIRES 09/30/27

CURTAIN WALL / STOREFRONT / WINDOW ELEVATIONS

Drawn By: Mach
Checked By: Steely
14904.000

PROJECT NUMBER
CD
SHEET NUMBER
A5.4.1

Plot Date: 6/29/2026 9:47:37 AM
Mach

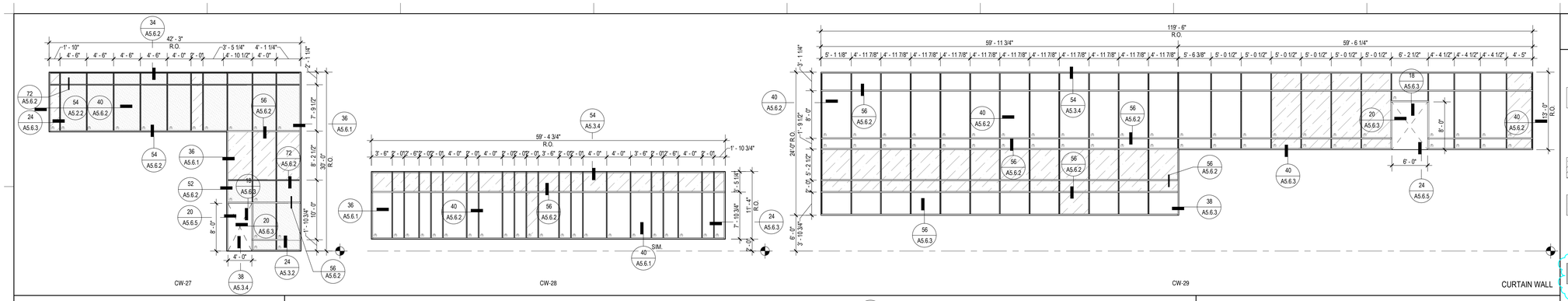

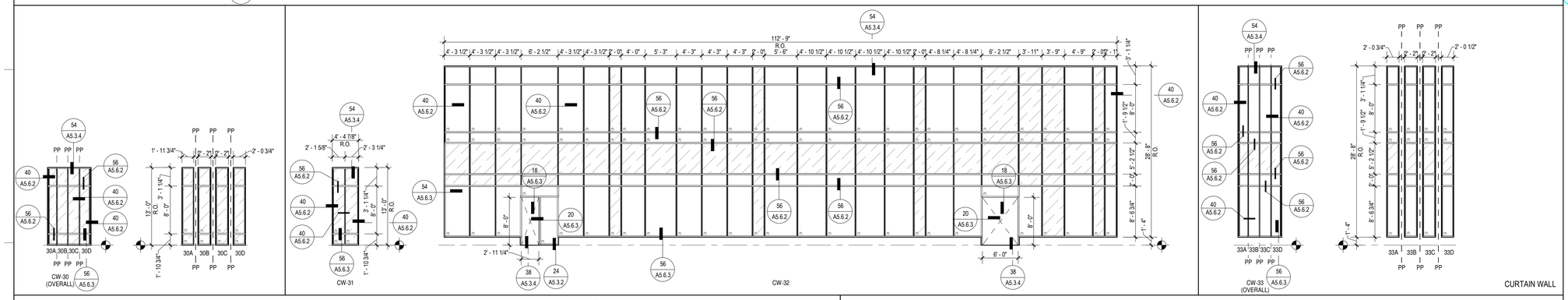

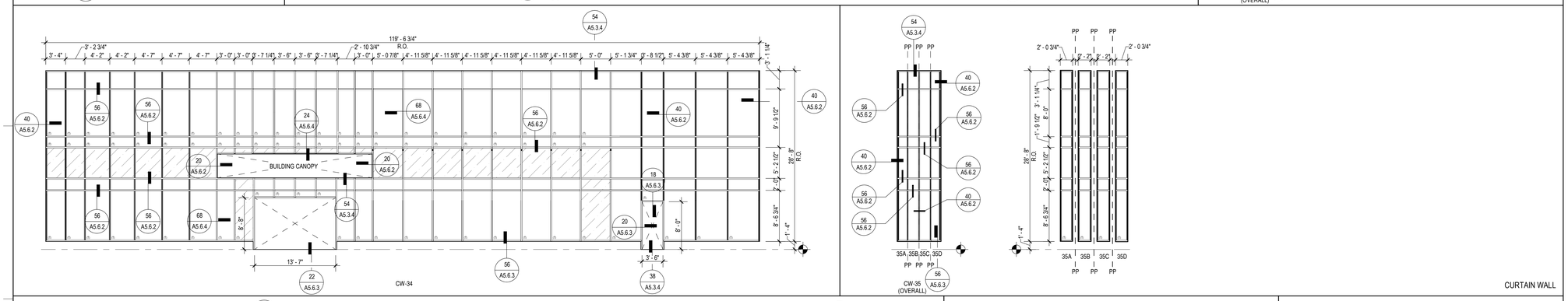

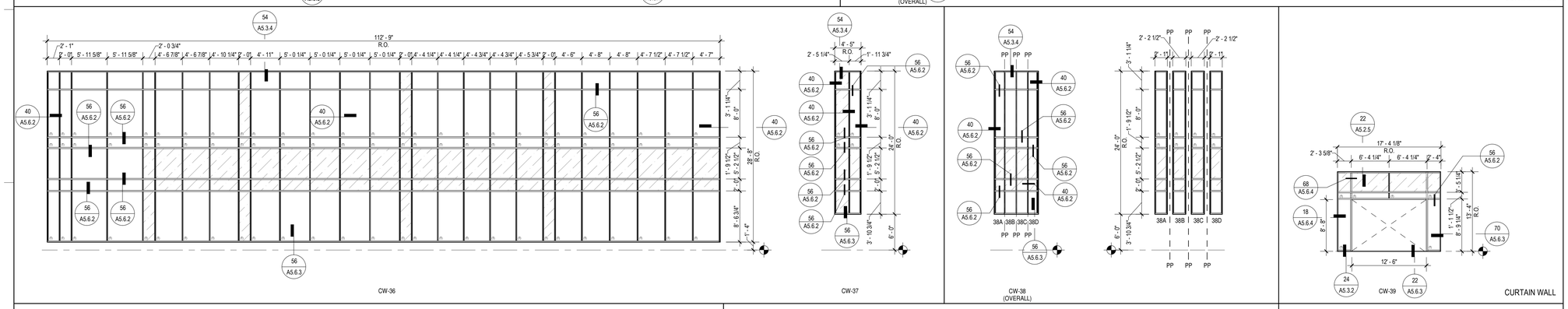

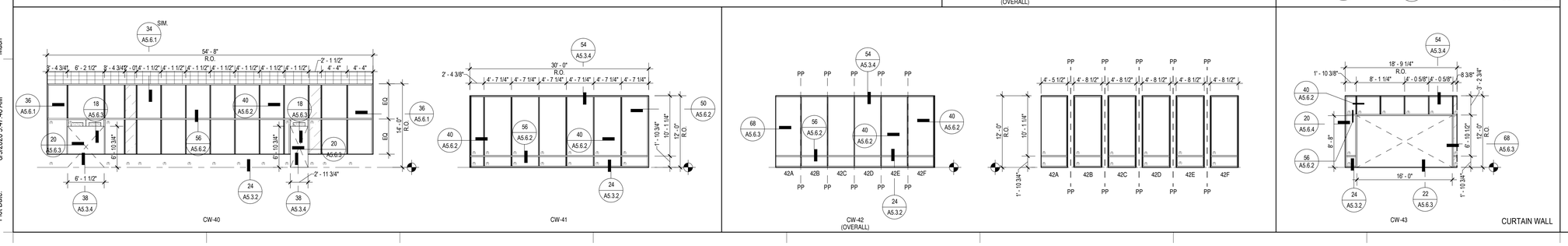

GRAPHIC LEGEND

GLAZING TYPES (GL)
BASIS OF DESIGN: VIRACON

GL-1
HIGH PERFORMANCE VISION UNIT
1" VNE35-53 INSULATING HS/HS
1/4" - PURE MID IRON HS
VNE-53 #2
1/2" - SPACER - BLACK - ARGON
1/4" - PURE MID IRON HS
V957 SUBDUED GRAY VIRASPAN #4

GL-2
GL-1 WITH PAINTED 16 GA. METAL BACK PAN, MATCH SUBDUED GRAY

GL-3
HIGH PERFORMANCE VISION UNIT WITH CERAMIC FRIT
1" VNE35-53 INSULATING HS/HS PRINT
1/4" - PURE MID IRON HS
VNE-53 #2
V957 SUBDUED GRAY VIRASPAN PRINT #5256 #2
1/2" - SPACER - BLACK - ARGON
1/4" - PURE MID IRON HS

GL-4
GL-1 WITH DECORATIVE FILM
REFER TO INTERIORS FOR DECORATIVE FILM INFO

GL-5
GL-1 WITH PRIVACY FILM
REFER TO INTERIORS FOR PRIVACY FILM INFO

GL-6
GL-1 WITH MELTDOWN GLASS
PATTERN: SNOW

(T) INDICATES WINDOW GLAZING TO BE 1/4" TEMPERED SAFETY GLASS U.N.O.

"PP" INDICATES A PIVOT POINT IN THE GLAZING SYSTEM

IHS Whiteriver Hospital

200 W Hospital Drive
Whiteriver, Arizona, 85941

IHS Project #: 131445
IHS Contract #: 75H70123R00008
IHS Award Date: 02/02/2024

BASED ON PROGRAM OF REQUIREMENTS DATED [**03/26/22**], POR AMENDMENT DATED [**02/03/25**], AND ON SCHEMATIC DRAWINGS APPROVED [**11/19/24**].

SMITHGROUP

455 NORTH THIRD STREET
SUITE 250
PHOENIX, AZ 85004
602.265.2200
smithgroup.com

ISSUED FOR	DATE
BID ADDENDUM-F	09JUN26
FINAL CONSTRUCTION DOCUMENTS	23JAN26

SEALS AND SIGNATURES

REGISTERED ARCHITECT
CERTIFICATE NO. 60546
MATTHEW C. HESS
Date signed 06/30/26
ARIZONA, U.S.A.
EXPIRES 09/30/27

CURTAIN WALL / STOREFRONT / WINDOW ELEVATIONS

Drawn By: Mach
Checked By: Steely
14904.000

PROJECT NUMBER
CD
SHEET NUMBER
A5.4.2

Plot Date: 6/30/2026 9:47:46 AM Mach

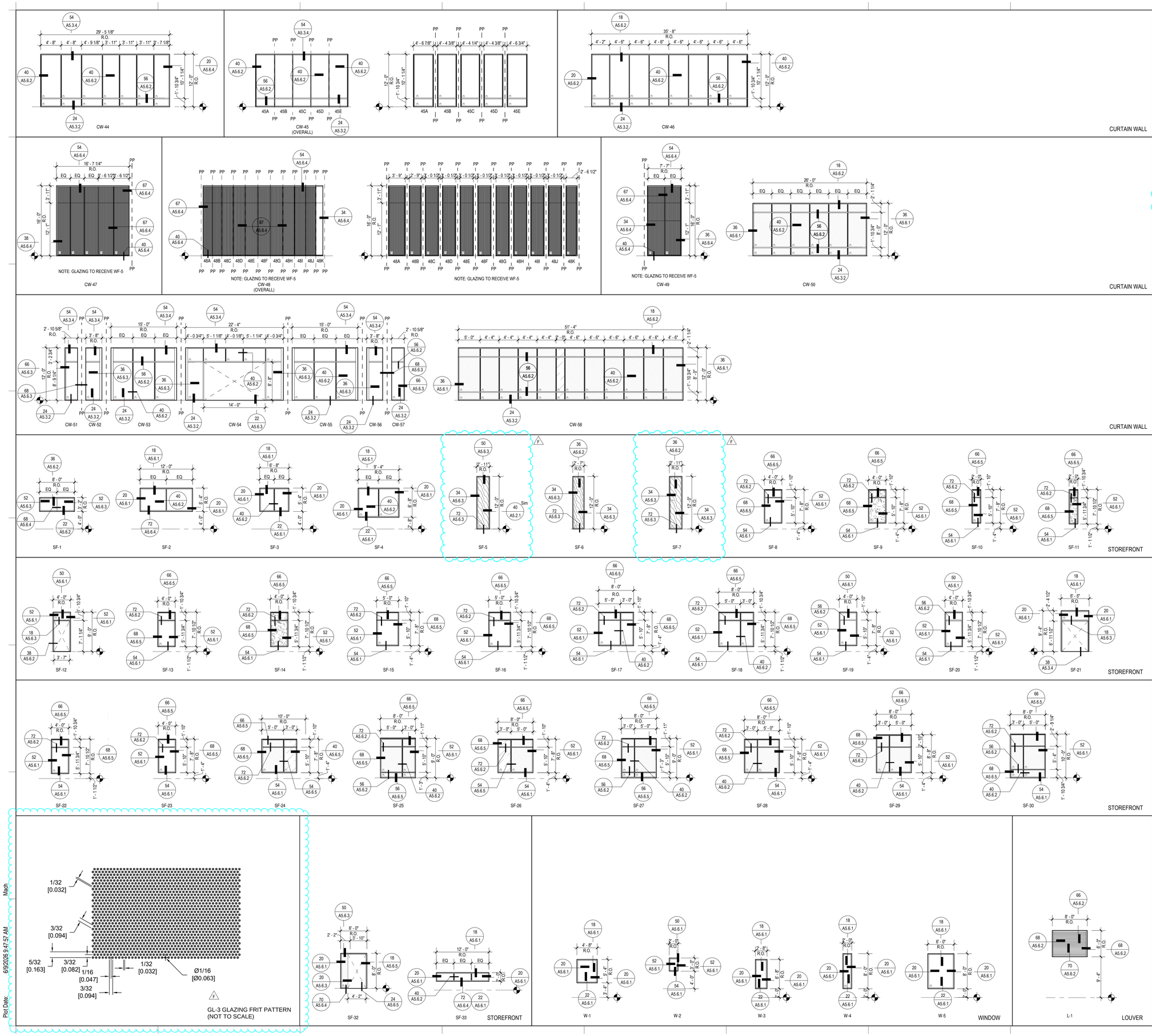

GRAPHIC LEGEND

GLAZING TYPES (GL)
BASIS OF DESIGN: VIRACON

GL-1
HIGH PERFORMANCE VISION UNIT
1" VNE35-53 INSULATING HS/HS
1/4" - PURE MID IRON HS
VNE-53 #2
1/2" - SPACER - BLACK - ARGON
1/4" - PURE MID IRON HS
V957 SUBDUED GRAY VIRASPAN #4

GL-2
GL-1 WITH PAINTED 16 GA. METAL BACK PAN, MATCH SUBDUED GRAY

GL-3
HIGH PERFORMANCE VISION UNIT WITH CERAMIC FRIT
1" VNE35-53 INSULATING HS/HS PRINT
1/4" - PURE MID IRON HS
VNE-53 #2
V957 SUBDUED GRAY VIRASPAN PRINT #5256 #2
1/2" - SPACER - BLACK - ARGON
1/4" - PURE MID IRON HS

GL-4
GL-1 WITH DECORATIVE FILM
REFER TO INTERIORS FOR DECORATIVE FILM INFO

GL-5
GL-1 WITH PRIVACY FILM
REFER TO INTERIORS FOR PRIVACY FILM INFO

GL-6
GL-1 WITH MELTDOWN GLASS
PATTERN: SNOW

(T) INDICATES WINDOW GLAZING TO BE 1/4" TEMPERED SAFETY GLASS U.N.O.

"PP" INDICATES A PIVOT POINT IN THE GLAZING SYSTEM

IHS Whiteriver Hospital

200 W Hospital Drive
Whiteriver, Arizona, 85941

IHS Project #: 131445
IHS Contract #: 75H70123R00008
IHS Award Date: 02/02/2024

BASED ON PROGRAM OF REQUIREMENTS DATED [03/26/22], POR AMENDMENT DATED [02/03/25], AND ON SCHEMATIC DRAWINGS APPROVED [11/19/24].

SMITHGROUP

455 NORTH THIRD STREET
SUITE 250
PHOENIX, AZ 85004
602.265.2200
smithgroup.com

ISSUED FOR	DATE
BID ADDENDUM-F	09JUN26
FINAL CONSTRUCTION DOCUMENTS	23JAN26

SEALS AND SIGNATURES

REGISTERED ARCHITECT
CERTIFICATE NO.
60549
MATTHEW C. HESS
Date Signed 09/30/25
ARIZONA, U.S.A.
EXPIRES 09/30/27

CURTAIN WALL / STOREFRONT / WINDOW ELEVATIONS

Drawn By: Mach
Checked By: Steely
14904.000

PROJECT NUMBER
CD

SHEET NUMBER
A5.4.3

Plot Date: 6/9/2026 9:47:57 AM Mach

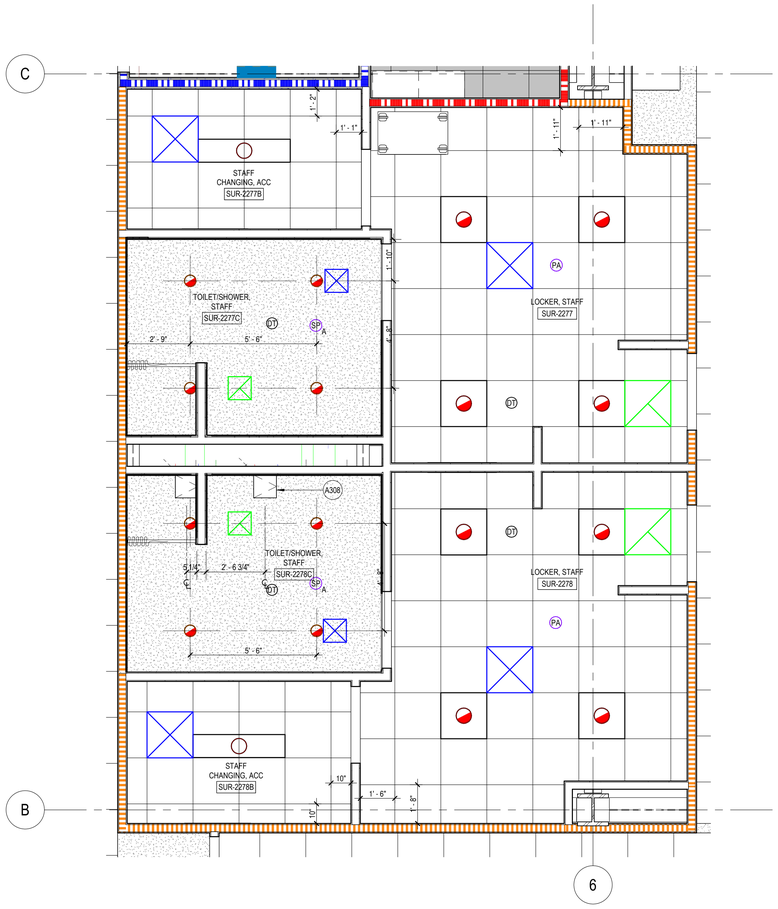

69 ENLARGED RCP - STAFF TOILET, SURGERY LOCKER ROOM
SCALE: 3/8" = 1'-0"

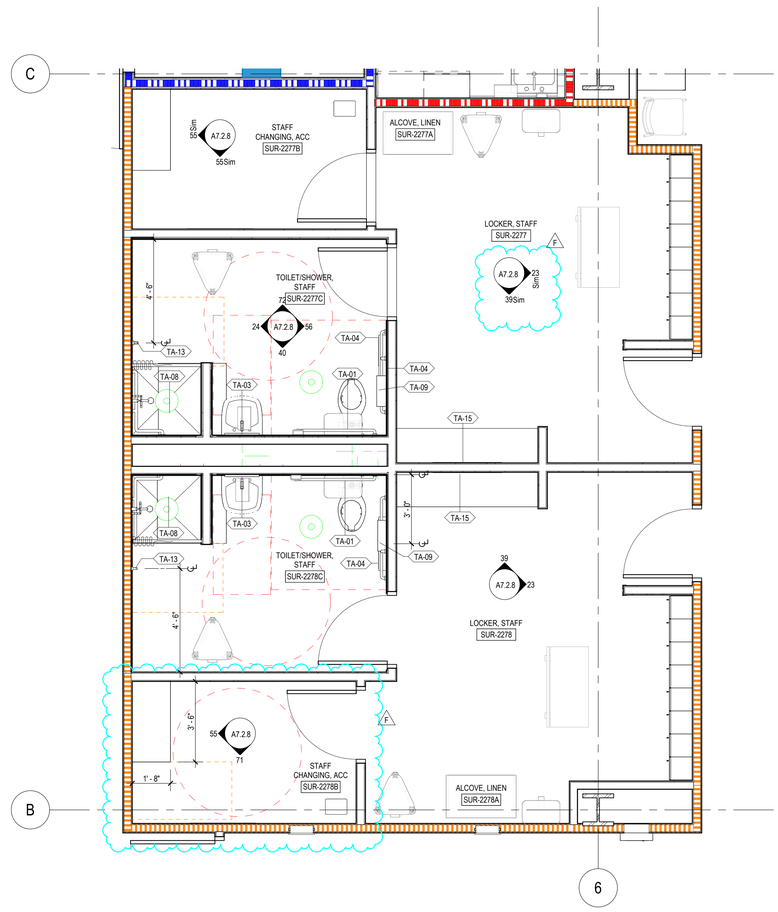

37 ENLARGED PLAN - STAFF TOILET, SURGERY LOCKER ROOM
SCALE: 3/8" = 1'-0"

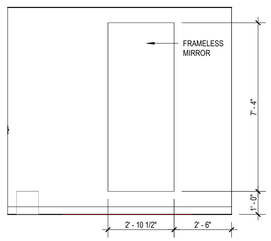

71 STAFF CHANGING, ACC - SOUTH
SCALE: 3/8" = 1'-0"

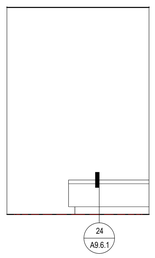

55 STAFF CHANGING, ACC - WEST
SCALE: 3/8" = 1'-0"

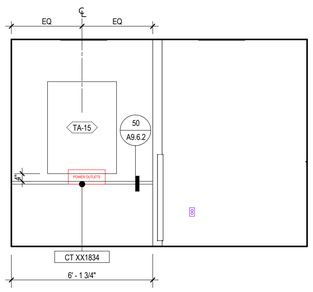

39 SURGERY, LOCKER STAFF - NORTH
SCALE: 3/8" = 1'-0"

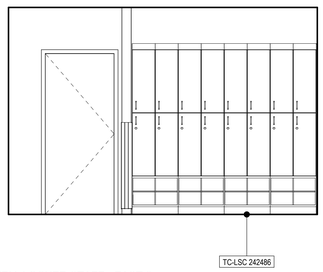

23 SURGERY, LOCKER STAFF - EAST 2
SCALE: 3/8" = 1'-0"

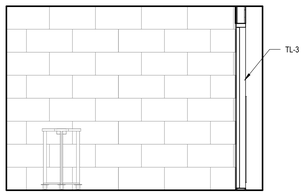

72 STAFF TOILET, SURGERY LOCKER ROOM - NORTH
SCALE: 3/8" = 1'-0"

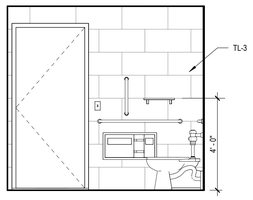

56 STAFF TOILET, SURGERY LOCKER ROOM - EAST
SCALE: 3/8" = 1'-0"

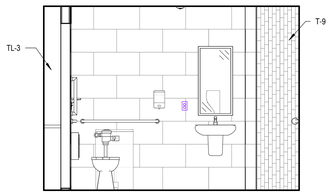

40 STAFF TOILET, SURGERY LOCKER ROOM - SOUTH
SCALE: 3/8" = 1'-0"

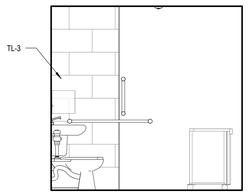

24 STAFF TOILET, SURGERY LOCKER ROOM - WEST
SCALE: 3/8" = 1'-0"

GRAPHIC LEGEND

- 0 HOUR SMOKE PARTITION
- 1 HOUR FIRE RESISTANCE RATING
- 1 HOUR FIRE / SMOKE BARRIER
- 2 HOUR FIRE RESISTANCE RATING
- LEAD-LINED PARTITION

GENERAL SHEET NOTES

A. REFER TO THE A0.1 SERIES SHEETS FOR ARCHITECTURAL GENERAL NOTES, DRAWING, REFERENCE AND MATERIAL SYMBOLS, ABBREVIATIONS, AS WELL AS DIMENSIONING CONVENTIONS USED ON THIS SHEET.

B. REFER TO AND COORDINATE WITH STRUCTURAL, MECHANICAL, PLUMBING, AND ELECTRICAL FOR ADDITIONAL INFORMATION NOT SHOWN ON THIS SHEET.

C. REFER TO THE LIFE SAFETY PLANS IN THE G2.X SERIES SHEETS FOR FIRE RESISTIVE CONSTRUCTION REQUIREMENTS.

D. REFER TO THE A0.2 SERIES SHEETS FOR TYPICAL TOILET ROOM MOUNTING HEIGHTS AND STALL CONFIGURATION DIAGRAMS NOT SHOWN ON THIS SHEET.

E. PROVIDE TYPE 'A' BACKING PLATES FOR ALL SURFACE MOUNTED TOILET ACCESSORIES. REFER TO BACKING PLATE SCHEDULE IN THE A9.2.1 & A9.2.3 SERIES SHEETS FOR INSTALLATION REQUIREMENTS.

F. THE PURPOSE OF THE DRAWINGS ON THIS SHEET IS TO ILLUSTRATE THE OVERALL CONFIGURATION OF ALL ITEMS OF ALL TRADES OCCURRING ON THE INTERIOR ELEVATIONS. LOCATIONS OF ELEMENTS SHOWN ON ELECTRICAL, MECHANICAL, AND PLUMBING DRAWINGS ARE SCHEMATIC AND THE DIMENSIONS SHOWN HERE TAKE PRECEDENCE.

G. REFER TO Q DRAWINGS FOR MEDICAL EQUIPMENT.

H. REFER TO THE 'AI' SERIES SHEETS FOR INTERIOR FINISH AND WALL PROTECTION INFORMATION.

I. REFER TO THE 'AF' SERIES SHEETS FOR FURNITURE INFORMATION.

J. ALL CASEWORK FINISHES TO BE PL-1 AND SS-3 U.N.O.

K. ALL SPACES WITH A SINGLE LIGHT FIXTURE IS TO BE CENTERED WITHIN THAT SPACE U.N.O.

L. REFER TO A8.0.1 - A8.0.3 FOR HEADWALL ELEVATIONS

M. REFER TO AI.1.1 FOR TYPICAL TILE FINISHING CONDITIONS.

N. REFER TO 'AR' SERIES FOR BLOCKING LOCATIONS AT ARTWORK.

O. WHEN APPLICABLE ALIGN ALL GYP. CONTROL JOINTS WITH DOOR FRAMES OR OTHER VERTICAL ELEMENTS.

P. REFER TO 'E' SERIES FOR ELECTRICAL AND LIGHT FIXTURE INFORMATION.

SHEET KEYNOTES

A308 12X12" ACCESS PANEL - PAINT TO MATCH CEILING

TLT ACCESSORY LEGEND

TAG	DESCRIPTION
TA-01	GRAB BARS - REFER TO A0.2 FOR REQUIRED SIZE AND PLACEMENT
TA-02	TOILET PARTITION
TA-03	18" x 36" FRAMELESS MIRROR
TA-04	SURFACE MOUNTED TOILET TISSUE COMBO UNIT WITH SANITARY WASTE - BOBRICK, B-30929
TA-04A	SURFACE MOUNTED TOILET TISSUE COMBO UNIT - BOBRICK, B-30529
TA-05	SURFACE MOUNTED TOILET TISSUE COMBO UNIT WITH SANITARY WASTE - BOBRICK B-3579
TA-06	SEMI-RECESSED PAPER TOWEL/WASTE COMBO UNIT - BOBRICK B-3974
TA-08	TWO-WALL GRAB BAR - 16" x 32". CONFIRM DIMENSION ON PLAN
TA-09	STAINLESS STEEL SHELF - 16"
TA-10	18" x 36" LIGATURE RESISTANT MIRROR
TA-11	SWING UP GRAB BAR IOS
TA-12	SWING UP GRAB BAR IOS WITH INTEGRAL TOILET PAPER HOLDER
TA-13	COAT/ROBE HOOK
TA-14	TOILET PAPER DISPENSER - BOBRICK B-2888
TA-15	36" x 48" FRAMELESS MIRROR
TA-16	LIGATURE RESISTANT GRAB BARS - REFER TO A0.2 FOR REQUIRED SIZE AND PLACEMENT
TA-17	LIGATURE RESISTANT TOILET TISSUE COMBO UNIT WITH SANITARY WAST
TA-18	LIGATURE RESISTANT TWO-WALL GRAB BAR - 16" x 32". CONFIRM DIMENSION ON PLAN

IHS Whiteriver Hospital

200 W Hospital Drive
Whiteriver, Arizona, 85941

IHS Project #: 131445
IHS Contract #: 75H70123R00008
IHS Award Date: 02/02/2024

BASED ON PROGRAM OF REQUIREMENTS DATED [03/26/22], POR AMENDMENT DATED [02/03/25], AND ON SCHEMATIC DRAWINGS APPROVED [11/19/24].

SMITHGROUP

455 NORTH THIRD STREET
SUITE 250
PHOENIX, AZ 85004
602.265.2200
smithgroup.com

ISSUED FOR	DATE
BID ADDENDUM-F	09JUN26
FINAL CONSTRUCTION DOCUMENTS	23JAN26

SEALS AND SIGNATURES

REGISTERED ARCHITECT
CERTIFICATE NO. 60546
MATTHEW C. HESS
Date Signed 6/9/26
ARIZONA U.S.A.
PROFESSIONAL ARCHITECT
EXPIRES 09/30/27

ENLARGED PLANS & ELEVATIONS - SURGERY LOCKERS

Drawn By: Tomasi Checked By: Robinson

14904.000

PROJECT NUMBER

CD

SHEET NUMBER

A7.2.8

Plot Date: 6/9/2026 9:46:19 AM Tomasi

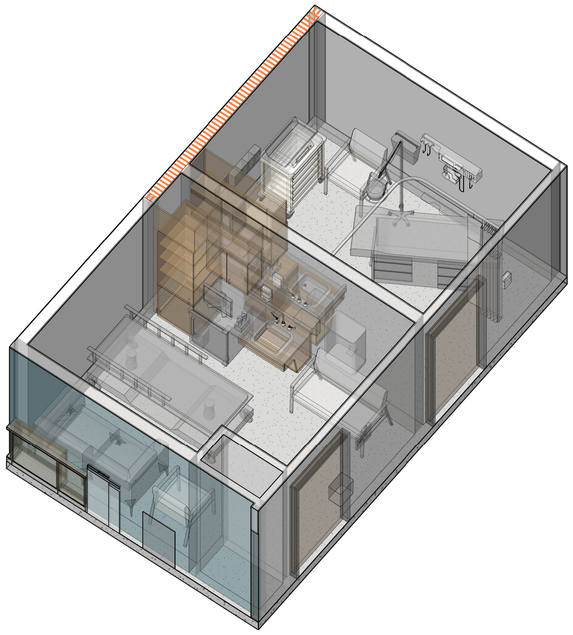

68 AXON VIEW - EXAM, BLOOD DRAW & TRADITIONAL MED
SCALE:

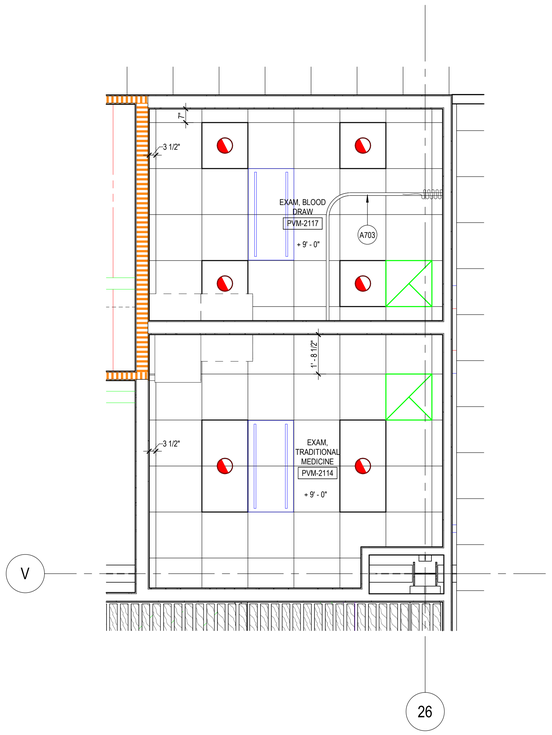

44 ENLARGED RCP - EXAM, BLOOD DRAW & TRADITIONAL MED
SCALE: 3/8" = 1'-0"

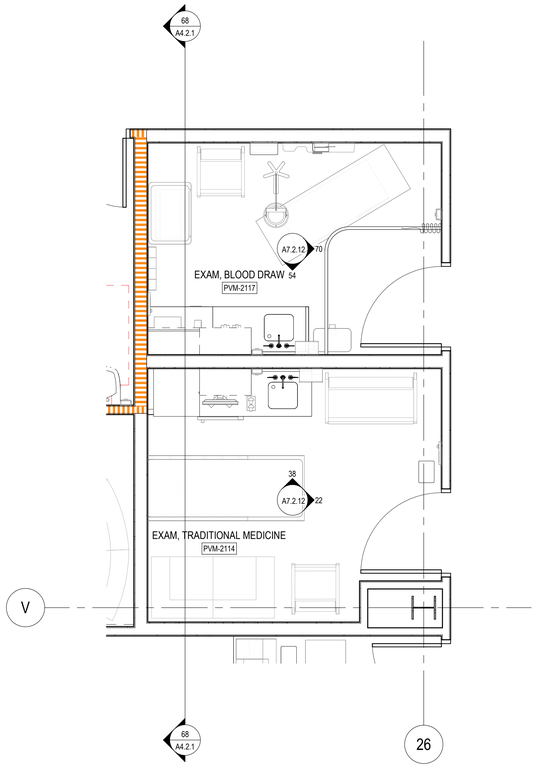

28 ENLARGED PLAN - EXAM, BLOOD DRAW
SCALE: 3/8" = 1'-0"

GRAPHIC LEGEND

- 0 HOUR SMOKE PARTITION
- 1 HOUR FIRE RESISTANCE RATING
- 1 HOUR FIRE / SMOKE BARRIER
- 2 HOUR FIRE RESISTANCE RATING
- LEAD-LINED PARTITION

GENERAL SHEET NOTES

A. REFER TO THE A0.1 SERIES SHEETS FOR ARCHITECTURAL GENERAL NOTES, DRAWING, REFERENCE AND MATERIAL SYMBOLS, ABBREVIATIONS, AS WELL AS DIMENSIONING CONVENTIONS USED ON THIS SHEET.

B. REFER TO AND COORDINATE WITH STRUCTURAL, MECHANICAL, PLUMBING, AND ELECTRICAL FOR ADDITIONAL INFORMATION NOT SHOWN ON THIS SHEET.

C. REFER TO THE LIFE SAFETY PLANS IN THE G2.X SERIES SHEETS FOR FIRE RESISTIVE CONSTRUCTION REQUIREMENTS.

D. REFER TO THE A0.2 SERIES SHEETS FOR TYPICAL TOILET ROOM MOUNTING HEIGHTS AND STALL CONFIGURATION DIAGRAMS NOT SHOWN ON THIS SHEET.

E. PROVIDE TYPE 'A' BACKING PLATES FOR ALL SURFACE MOUNTED TOILET ACCESSORIES. REFER TO BACKING PLATE SCHEDULE IN THE A9.2.1 & A9.2.3 SERIES SHEETS FOR INSTALLATION REQUIREMENTS.

F. THE PURPOSE OF THE DRAWINGS ON THIS SHEET IS TO ILLUSTRATE THE OVERALL CONFIGURATION OF ALL ITEMS OF ALL TRADES OCCURRING ON THE INTERIOR ELEVATIONS. LOCATIONS OF ELEMENTS SHOWN ON ELECTRICAL, MECHANICAL, AND PLUMBING DRAWINGS ARE SCHEMATIC AND THE DIMENSIONS SHOWN HERE TAKE PRECEDENCE.

G. REFER TO Q DRAWINGS FOR MEDICAL EQUIPMENT.

H. REFER TO THE 'AI' SERIES SHEETS FOR INTERIOR FINISH AND WALL PROTECTION INFORMATION.

I. REFER TO THE 'AF' SERIES SHEETS FOR FURNITURE INFORMATION.

J. ALL CASEWORK FINISHES TO BE PL-1 AND SS-3 U.N.O.

K. ALL SPACES WITH A SINGLE LIGHT FIXTURE IS TO BE CENTERED WITHIN THAT SPACE U.N.O.

L. REFER TO A8.0.1 - A8.0.3 FOR HEADWALL ELEVATIONS

M. REFER TO AI.1.1 FOR TYPICAL TILE FINISHING CONDITIONS.

N. REFER TO 'AR' SERIES FOR BLOCKING LOCATIONS AT ARTWORK.

O. WHEN APPLICABLE ALIGN ALL GYP. CONTROL JOINTS WITH DOOR FRAMES OR OTHER VERTICAL ELEMENTS.

P. REFER TO 'E' SERIES FOR ELECTRICAL AND LIGHT FIXTURE INFORMATION.

IHS Whiteriver Hospital

200 W Hospital Drive
Whiteriver, Arizona, 85941

IHS Project #: 131445
IHS Contract #: 75H70123R00008
IHS Award Date: 02/02/2024

BASED ON PROGRAM OF REQUIREMENTS DATED [**03/26/22**], POR AMENDMENT DATED [**02/03/25**], AND ON SCHEMATIC DRAWINGS APPROVED [**11/19/24**].

SMITHGROUP

455 NORTH THIRD STREET
SUITE 250
PHOENIX, AZ 85004
602.265.2200
smithgroup.com

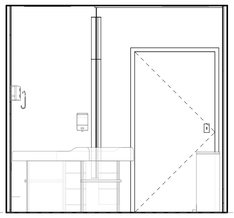

70 EXAM, BLOOD DRAW - EAST
SCALE: 3/8" = 1'-0"

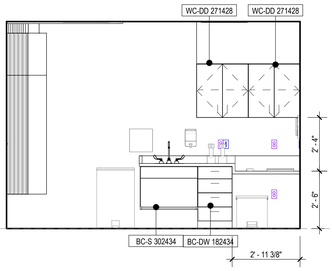

54 EXAM, BLOOD DRAW - SOUTH
SCALE: 3/8" = 1'-0"

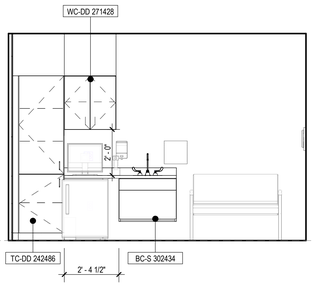

38 TRADITIONAL MEDICINE - NORTH
SCALE: 3/8" = 1'-0"

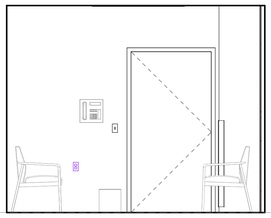

22 TRADITIONAL MEDICINE - EAST
SCALE: 3/8" = 1'-0"

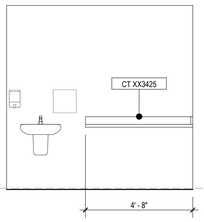

20 SOILED HOLD, SOUTH
SCALE: 3/8" = 1'-0"

SHEET KEYNOTES

A703 PRIVACY CURTAIN (CCT-1)

ISSUED FOR	DATE
BID ADDENDUM-F	09JUN26
FINAL CONSTRUCTION DOCUMENTS	23JAN26

SEALS AND SIGNATURES

REGISTERED ARCHITECT
CERTIFICATE NO.
60546
MATTHEW C. HESS
Date signed 09/30/26
PROFESSIONAL
ARIZONA, U.S.A.
EXPIRES 09/30/27

ENLARGED PLANS & ELEVATIONS - PREVENTATIVE MEDICINE EXAM ROOMS

Drawn By: Tomasi
Checked By: Robinson

PROJECT NUMBER
14904.000

CD
SHEET NUMBER
A7.2.12

Plot Date: 6/3/2026 9:48:41 AM Tomasi

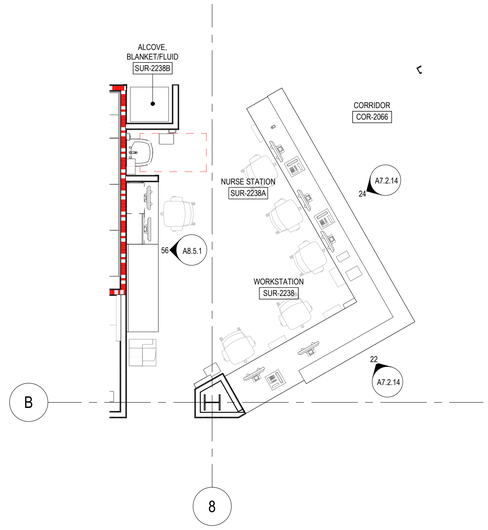

28 ENLARGED FLOOR PLAN - NURSE STATION, SURGERY
SCALE: 1/4" = 1'-0"

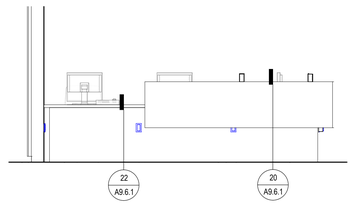

22 NURSE WORKSTATION, SURGERY - NORTH
SCALE: 3/8" = 1'-0"

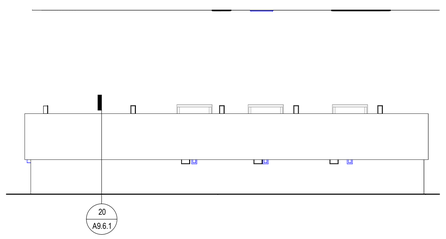

24 NURSE WORKSTATION, SURGERY - WEST
SCALE: 3/8" = 1'-0"

GRAPHIC LEGEND

- 0 HOUR SMOKE PARTITION
- 1 HOUR FIRE RESISTANCE RATING
- 1 HOUR FIRE / SMOKE BARRIER
- 2 HOUR FIRE RESISTANCE RATING
- LEAD-LINED PARTITION

GENERAL SHEET NOTES

A. REFER TO THE A0.1 SERIES SHEETS FOR ARCHITECTURAL GENERAL NOTES, DRAWING, REFERENCE AND MATERIAL SYMBOLS, ABBREVIATIONS, AS WELL AS DIMENSIONING CONVENTIONS USED ON THIS SHEET.

B. REFER TO AND COORDINATE WITH STRUCTURAL, MECHANICAL, PLUMBING, AND ELECTRICAL FOR ADDITIONAL INFORMATION NOT SHOWN ON THIS SHEET.

C. REFER TO THE LIFE SAFETY PLANS IN THE G2.X SERIES SHEETS FOR FIRE RESISTIVE CONSTRUCTION REQUIREMENTS.

D. REFER TO THE A0.2 SERIES SHEETS FOR TYPICAL TOILET ROOM MOUNTING HEIGHTS AND STALL CONFIGURATION DIAGRAMS NOT SHOWN ON THIS SHEET.

E. PROVIDE TYPE 'A' BACKING PLATES FOR ALL SURFACE MOUNTED TOILET ACCESSORIES. REFER TO BACKING PLATE SCHEDULE IN THE A9.2.1 & A9.2.3 SERIES SHEETS FOR INSTALLATION REQUIREMENTS.

F. THE PURPOSE OF THE DRAWINGS ON THIS SHEET IS TO ILLUSTRATE THE OVERALL CONFIGURATION OF ALL ITEMS OF ALL TRADES OCCURRING ON THE INTERIOR ELEVATIONS. LOCATIONS OF ELEMENTS SHOWN ON ELECTRICAL, MECHANICAL, AND PLUMBING DRAWINGS ARE SCHEMATIC AND THE DIMENSIONS SHOWN HERE TAKE PRECEDENCE.

G. REFER TO Q DRAWINGS FOR MEDICAL EQUIPMENT.

H. REFER TO THE 'AI' SERIES SHEETS FOR INTERIOR FINISH AND WALL PROTECTION INFORMATION.

I. REFER TO THE 'AF' SERIES SHEETS FOR FURNITURE INFORMATION.

J. ALL CASEWORK FINISHES TO BE PL-1 AND SS-3 U.N.O.

K. ALL SPACES WITH A SINGLE LIGHT FIXTURE IS TO BE CENTERED WITHIN THAT SPACE U.N.O.

L. REFER TO A8.0.1 - A8.0.3 FOR HEADWALL ELEVATIONS

M. REFER TO AI.1.1 FOR TYPICAL TILE FINISHING CONDITIONS.

N. REFER TO 'AR' SERIES FOR BLOCKING LOCATIONS AT ARTWORK.

O. WHEN APPLICABLE ALIGN ALL GYP. CONTROL JOINTS WITH DOOR FRAMES OR OTHER VERTICAL ELEMENTS.

P. REFER TO 'E' SERIES FOR ELECTRICAL AND LIGHT FIXTURE INFORMATION.

SHEET KEYNOTES

IHS Whiteriver Hospital

200 W Hospital Drive
Whiteriver, Arizona, 85941

IHS Project #: 131445
IHS Contract #: 75H70123R00008
IHS Award Date: 02/02/2024

BASED ON PROGRAM OF REQUIREMENTS DATED [**03/26/22**], POR AMENDMENT DATED [**02/03/25**], AND ON SCHEMATIC DRAWINGS APPROVED [**11/19/24**].

SMITHGROUP

455 NORTH THIRD STREET
SUITE 250
PHOENIX, AZ 85004
602.265.2200
smithgroup.com

ISSUED FOR	DATE
BID ADDENDUM-F	09JUN26
FINAL CONSTRUCTION DOCUMENTS	23JAN26

SEALS AND SIGNATURES

REGISTERED ARCHITECT
CERTIFICATE NO.
60546
MATTHEW C. HESS
Date signed 06/09/26
Expires 09/30/27
ARIZONA, U.S.A.
EXPIRES 09/30/27

F

ENLARGED PLANS & ELEVATIONS - SURGERY NURSE STATION

Drawn By: Tomasi
Checked By: Robinson

PROJECT NUMBER
14904.000

CD

SHEET NUMBER
A7.2.14

Plot Date: 6/9/2026 9:48:42 AM Tomasi

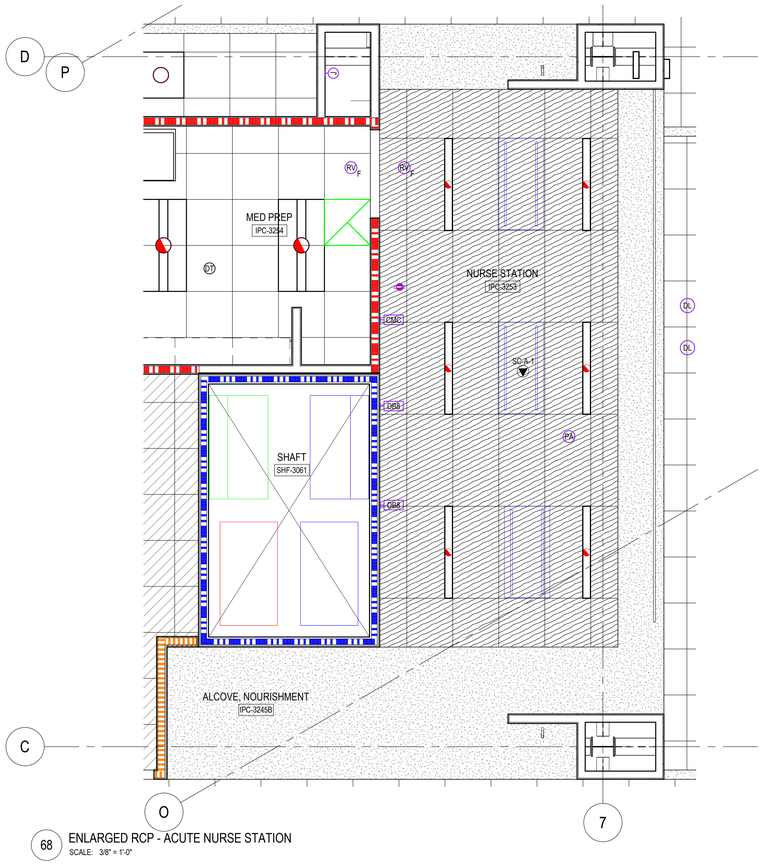

68 ENLARGED RCP - ACUTE NURSE STATION
SCALE: 3/8" = 1'-0"

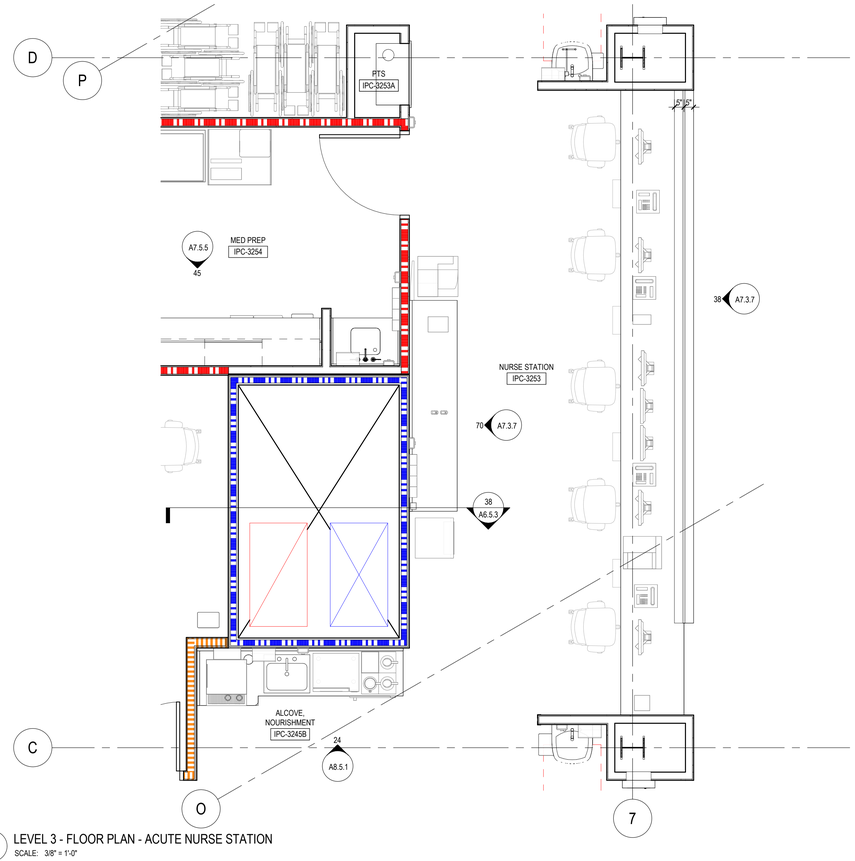

36 LEVEL 3 - FLOOR PLAN - ACUTE NURSE STATION
SCALE: 3/8" = 1'-0"

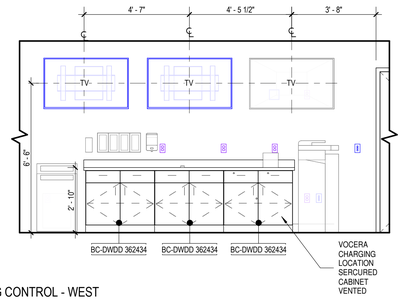

70 ACUTE CARE, EAST NURSING CONTROL - WEST
SCALE: 3/8" = 1'-0"

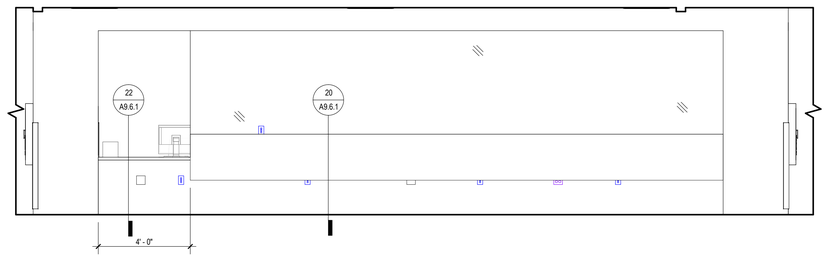

38 ACUTE CARE, EAST NURSING STATION - WEST
SCALE: 3/8" = 1'-0"

GRAPHIC LEGEND

- 0 HOUR SMOKE PARTITION
- 1 HOUR FIRE RESISTANCE RATING
- 1 HOUR FIRE / SMOKE BARRIER
- 2 HOUR FIRE RESISTANCE RATING
- LEAD-LINED PARTITION

GENERAL SHEET NOTES

A. REFER TO THE A0.1 SERIES SHEETS FOR ARCHITECTURAL GENERAL NOTES, DRAWING, REFERENCE AND MATERIAL SYMBOLS, ABBREVIATIONS, AS WELL AS DIMENSIONING CONVENTIONS USED ON THIS SHEET.

B. REFER TO AND COORDINATE WITH STRUCTURAL, MECHANICAL, PLUMBING, AND ELECTRICAL FOR ADDITIONAL INFORMATION NOT SHOWN ON THIS SHEET.

C. REFER TO THE LIFE SAFETY PLANS IN THE G2.X SERIES SHEETS FOR FIRE RESISTIVE CONSTRUCTION REQUIREMENTS.

D. REFER TO THE A0.2 SERIES SHEETS FOR TYPICAL TOILET ROOM MOUNTING HEIGHTS AND STALL CONFIGURATION DIAGRAMS NOT SHOWN ON THIS SHEET.

E. PROVIDE TYPE 'A' BACKING PLATES FOR ALL SURFACE MOUNTED TOILET ACCESSORIES. REFER TO BACKING PLATE SCHEDULE IN THE A9.2.1 & A9.2.3 SERIES SHEETS FOR INSTALLATION REQUIREMENTS.

F. THE PURPOSE OF THE DRAWINGS ON THIS SHEET IS TO ILLUSTRATE THE OVERALL CONFIGURATION OF ALL ITEMS OF ALL TRADES OCCURRING ON THE INTERIOR ELEVATIONS. LOCATIONS OF ELEMENTS SHOWN ON ELECTRICAL, MECHANICAL, AND PLUMBING DRAWINGS ARE SCHEMATIC AND THE DIMENSIONS SHOWN HERE TAKE PRECEDENCE.

G. REFER TO Q DRAWINGS FOR MEDICAL EQUIPMENT.

H. REFER TO THE 'AI' SERIES SHEETS FOR INTERIOR FINISH AND WALL PROTECTION INFORMATION.

I. REFER TO THE 'AF' SERIES SHEETS FOR FURNITURE INFORMATION.

J. ALL CASEWORK FINISHES TO BE PL-1 AND SS-3 U.N.O.

K. ALL SPACES WITH A SINGLE LIGHT FIXTURE IS TO BE CENTERED WITHIN THAT SPACE U.N.O.

L. REFER TO A8.0.1 - A8.0.3 FOR HEADWALL ELEVATIONS

M. REFER TO AI.1.1 FOR TYPICAL TILE FINISHING CONDITIONS.

N. REFER TO 'AR' SERIES FOR BLOCKING LOCATIONS AT ARTWORK.

O. WHEN APPLICABLE ALIGN ALL GYP. CONTROL JOINTS WITH DOOR FRAMES OR OTHER VERTICAL ELEMENTS.

P. REFER TO 'E' SERIES FOR ELECTRICAL AND LIGHT FIXTURE INFORMATION.

SHEET KEYNOTES

IHS Whiteriver Hospital

200 W Hospital Drive
Whiteriver, Arizona, 85941

IHS Project #: 131445
IHS Contract #: 75H70123R00008
IHS Award Date: 02/02/2024

BASED ON PROGRAM OF REQUIREMENTS DATED [**03/26/22**], POR AMENDMENT DATED [**02/03/25**], AND ON SCHEMATIC DRAWINGS APPROVED [**11/19/24**].

SMITHGROUP

455 NORTH THIRD STREET
SUITE 250
PHOENIX, AZ 85004
602.265.2200
smithgroup.com

ISSUED FOR	DATE
BID ADDENDUM-F	09JUN26
FINAL CONSTRUCTION DOCUMENTS	23JAN26

SEALS AND SIGNATURES

REGISTERED ARCHITECT
CERTIFICATE NO.
60546
MATTHEW C. HESS
Date Signed 04/24/26
ARIZONA, U.S.A.
EXPIRES 09/30/27

ENLARGED PLANS - ACUTE CARE, NURSE STATION

F

Drawn By: Tomasi
Checked By: Robinson
14904.000
PROJECT NUMBER

CD
A7.3.7
SHEET NUMBER

Plot Date: 6/9/2026 9:48:54 AM
Tomasi

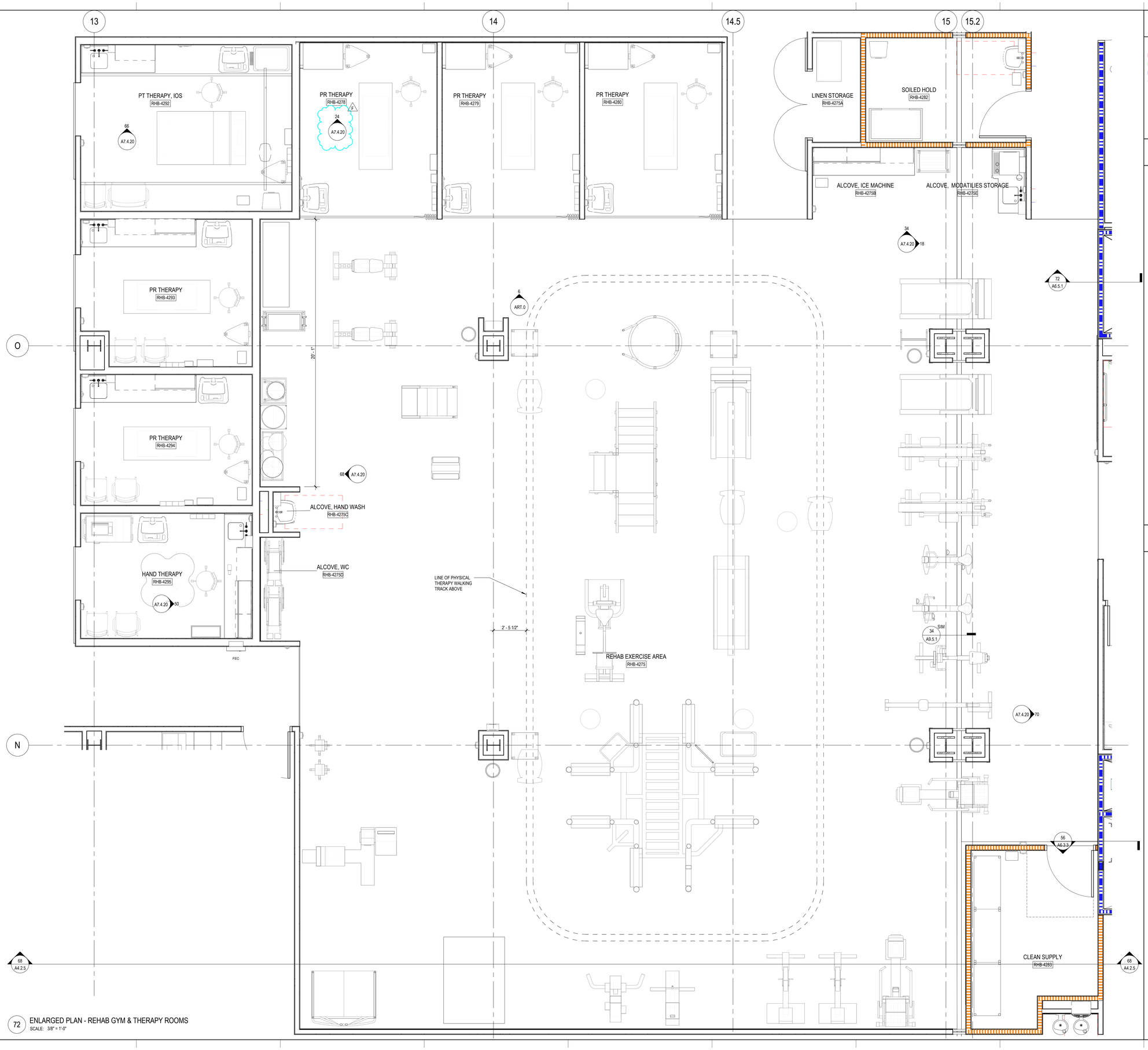

72 ENLARGED PLAN - REHAB GYM & THERAPY ROOMS
SCALE: 3/8" = 1'-0"

GRAPHIC LEGEND

- 0 HOUR SMOKE PARTITION
- 1 HOUR FIRE RESISTANCE RATING
- 1 HOUR FIRE / SMOKE BARRIER
- 2 HOUR FIRE RESISTANCE RATING
- LEAD-LINED PARTITION

GENERAL SHEET NOTES

A. REFER TO THE A0.1 SERIES SHEETS FOR ARCHITECTURAL GENERAL NOTES, DRAWING, REFERENCE AND MATERIAL SYMBOLS, ABBREVIATIONS, AS WELL AS DIMENSIONING CONVENTIONS USED ON THIS SHEET.

B. REFER TO AND COORDINATE WITH STRUCTURAL, MECHANICAL, PLUMBING, AND ELECTRICAL FOR ADDITIONAL INFORMATION NOT SHOWN ON THIS SHEET.

C. REFER TO THE LIFE SAFETY PLANS IN THE G2.X SERIES SHEETS FOR FIRE RESISTIVE CONSTRUCTION REQUIREMENTS.

D. REFER TO THE A0.2 SERIES SHEETS FOR TYPICAL TOILET ROOM MOUNTING HEIGHTS AND STALL CONFIGURATION DIAGRAMS NOT SHOWN ON THIS SHEET.

E. PROVIDE TYPE 'A' BACKING PLATES FOR ALL SURFACE MOUNTED TOILET ACCESSORIES. REFER TO BACKING PLATE SCHEDULE IN THE A9.2.1 & A9.2.3 SERIES SHEETS FOR INSTALLATION REQUIREMENTS.

F. THE PURPOSE OF THE DRAWINGS ON THIS SHEET IS TO ILLUSTRATE THE OVERALL CONFIGURATION OF ALL ITEMS OF ALL TRADES OCCURRING ON THE INTERIOR ELEVATIONS. LOCATIONS OF ELEMENTS SHOWN ON ELECTRICAL, MECHANICAL, AND PLUMBING DRAWINGS ARE SCHEMATIC AND THE DIMENSIONS SHOWN HERE TAKE PRECEDENCE.

G. REFER TO Q DRAWINGS FOR MEDICAL EQUIPMENT.

H. REFER TO THE 'AI' SERIES SHEETS FOR INTERIOR FINISH AND WALL PROTECTION INFORMATION.

I. REFER TO THE 'AF' SERIES SHEETS FOR FURNITURE INFORMATION.

J. ALL CASEWORK FINISHES TO BE PL-1 AND SS-3 U.N.O.

K. ALL SPACES WITH A SINGLE LIGHT FIXTURE IS TO BE CENTERED WITHIN THAT SPACE U.N.O.

L. REFER TO A8.0.1 - A8.0.3 FOR HEADWALL ELEVATIONS

M. REFER TO AI.1.1 FOR TYPICAL TILE FINISHING CONDITIONS.

N. REFER TO 'AR' SERIES FOR BLOCKING LOCATIONS AT ARTWORK.

O. WHEN APPLICABLE ALIGN ALL GYP. CONTROL JOINTS WITH DOOR FRAMES OR OTHER VERTICAL ELEMENTS.

P. REFER TO 'E' SERIES FOR ELECTRICAL AND LIGHT FIXTURE INFORMATION.

SHEET KEYNOTES

IHS Whiteriver Hospital

200 W Hospital Drive
Whiteriver, Arizona, 85941

IHS Project #: 131445
IHS Contract #: 75H70123R00008
IHS Award Date: 02/02/2024

BASED ON PROGRAM OF REQUIREMENTS DATED [**03/26/22**], POR AMENDMENT DATED [**02/03/25**], AND ON SCHEMATIC DRAWINGS APPROVED [**11/19/24**].

SMITHGROUP

455 NORTH THIRD STREET
SUITE 250
PHOENIX, AZ 85004
602.265.2200
smithgroup.com

ISSUED FOR	DATE
BID ADDENDUM-F	09JUN26
FINAL CONSTRUCTION DOCUMENTS	23JAN26

SEALS AND SIGNATURES

REGISTERED ARCHITECT
CERTIFICATE NO. 60546
MATTHEW C. HESS
09/04/24
Signature Date
ARIZONA, U.S.A.
EXPIRES 09/30/27

ENLARGED PLAN - REHAB, EXERCISE AREA & THERAPY SPACES

Drawn By: Tomasi
Checked By: Robinson

PROJECT NUMBER 14904.000

CD

SHEET NUMBER **A7.4.18**

Plot Date: 6/9/2026 9:48:56 AM Tomasi

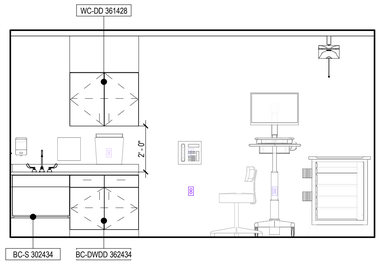

66 REHAB, TREATMENT, IOS
SCALE: 3/8" = 1'-0"

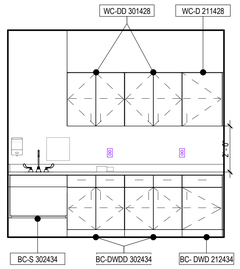

50 REHAB, HAND THERAPY
SCALE: 3/8" = 1'-0"

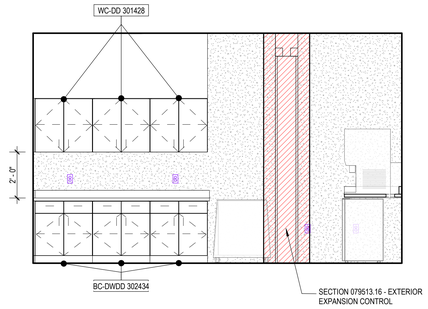

34 REHAB, ICE ALCOVE - NORTH
SCALE: 3/8" = 1'-0"

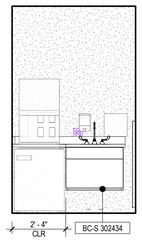

18 REHAB, ICE ALCOVE - EAST
SCALE: 3/8" = 1'-0"

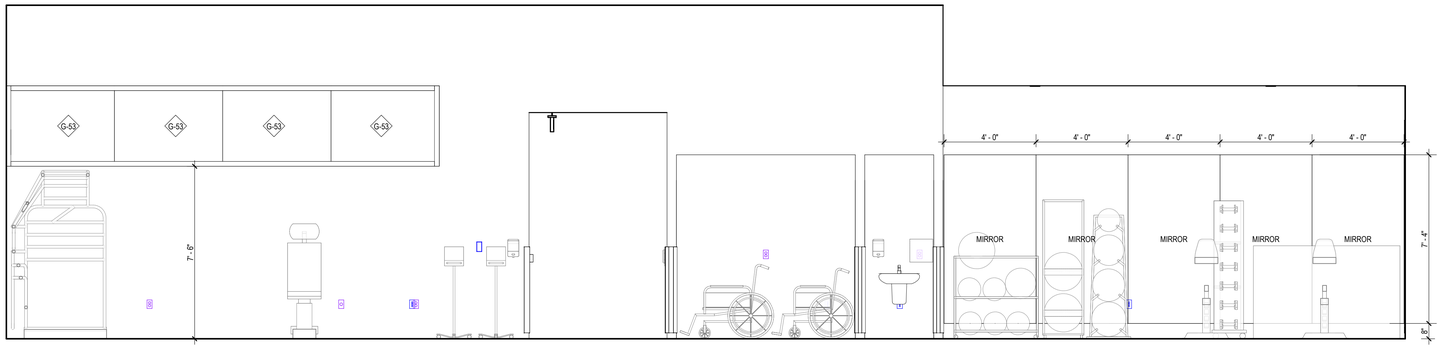

68 REHAB, ICE ALCOVE - WEST
SCALE: 3/8" = 1'-0"

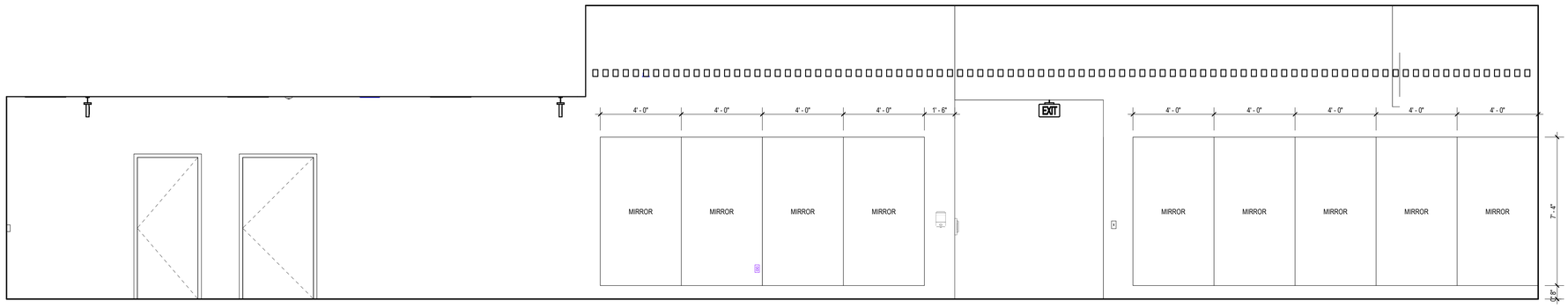

70 REHAB - THERAPY GYM- EAST
SCALE: 3/8" = 1'-0"

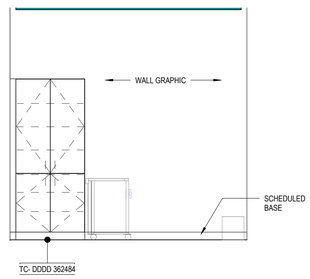

24 PR THERAPY - NORTH, TYPICAL
SCALE: 3/8" = 1'-0"

GRAPHIC LEGEND

- 0 HOUR SMOKE PARTITION
- 1 HOUR FIRE RESISTANCE RATING
- 1 HOUR FIRE / SMOKE BARRIER
- 2 HOUR FIRE RESISTANCE RATING
- LEAD-LINED PARTITION

GENERAL SHEET NOTES

A. REFER TO THE A0.1 SERIES SHEETS FOR ARCHITECTURAL GENERAL NOTES, DRAWING, REFERENCE AND MATERIAL SYMBOLS, ABBREVIATIONS, AS WELL AS DIMENSIONING CONVENTIONS USED ON THIS SHEET.

B. REFER TO AND COORDINATE WITH STRUCTURAL, MECHANICAL, PLUMBING, AND ELECTRICAL FOR ADDITIONAL INFORMATION NOT SHOWN ON THIS SHEET.

C. REFER TO THE LIFE SAFETY PLANS IN THE G2.X SERIES SHEETS FOR FIRE RESISTIVE CONSTRUCTION REQUIREMENTS.

D. REFER TO THE A0.2 SERIES SHEETS FOR TYPICAL TOILET ROOM MOUNTING HEIGHTS AND STALL CONFIGURATION DIAGRAMS NOT SHOWN ON THIS SHEET.

E. PROVIDE TYPE 'A' BACKING PLATES FOR ALL SURFACE MOUNTED TOILET ACCESSORIES. REFER TO BACKING PLATE SCHEDULE IN THE A9.2.1 & A9.2.3 SERIES SHEETS FOR INSTALLATION REQUIREMENTS.

F. THE PURPOSE OF THE DRAWINGS ON THIS SHEET IS TO ILLUSTRATE THE OVERALL CONFIGURATION OF ALL ITEMS OF ALL TRADES OCCURRING ON THE INTERIOR ELEVATIONS. LOCATIONS OF ELEMENTS SHOWN ON ELECTRICAL, MECHANICAL, AND PLUMBING DRAWINGS ARE SCHEMATIC AND THE DIMENSIONS SHOWN HERE TAKE PRECEDENCE.

G. REFER TO Q DRAWINGS FOR MEDICAL EQUIPMENT.

H. REFER TO THE 'AI' SERIES SHEETS FOR INTERIOR FINISH AND WALL PROTECTION INFORMATION.

I. REFER TO THE 'AF' SERIES SHEETS FOR FURNITURE INFORMATION.

J. ALL CASEWORK FINISHES TO BE PL-1 AND SS-3 U.N.O.

K. ALL SPACES WITH A SINGLE LIGHT FIXTURE IS TO BE CENTERED WITHIN THAT SPACE U.N.O.

L. REFER TO A8.0.1 - A8.0.3 FOR HEADWALL ELEVATIONS

M. REFER TO AI.1.1 FOR TYPICAL TILE FINISHING CONDITIONS.

N. REFER TO 'AR' SERIES FOR BLOCKING LOCATIONS AT ARTWORK.

O. WHEN APPLICABLE ALIGN ALL GYP. CONTROL JOINTS WITH DOOR FRAMES OR OTHER VERTICAL ELEMENTS.

P. REFER TO 'E' SERIES FOR ELECTRICAL AND LIGHT FIXTURE INFORMATION.

SHEET KEYNOTES

IHS Whiteriver Hospital

200 W Hospital Drive
Whiteriver, Arizona, 85941

IHS Project #: 131445
IHS Contract #: 75H70123R00008
IHS Award Date: 02/02/2024

BASED ON PROGRAM OF REQUIREMENTS DATED [**03/26/22**], POR AMENDMENT DATED [**02/03/25**], AND ON SCHEMATIC DRAWINGS APPROVED [**11/19/24**].

SMITHGROUP

455 NORTH THIRD STREET
SUITE 250
PHOENIX, AZ 85004
602.265.2200
smithgroup.com

ISSUED FOR	DATE
BID ADDENDUM-F	09JUN26
FINAL CONSTRUCTION DOCUMENTS	23JAN26

SEALS AND SIGNATURES

REGISTERED ARCHITECT CERTIFICATE NO. 60546 MATTHEW C. HESS 06/09/26 ARIZONA, U.S.A.

EXPIRES 09/30/27

ELEVATIONS - REHAB GYM, THERAPY & TREATMENT SPACES

Drawn By: Tomasi
Checked By: Robinson
14904.000
PROJECT NUMBER

CD
SHEET NUMBER
A7.4.20

Plot Date: 6/9/2026 9:49:12 AM Tomasi

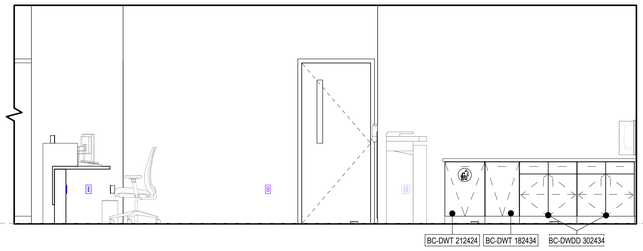

66 PRIMARY CARE RECEPTION DESK -NORTH
SCALE: 3/8" = 1'-0"

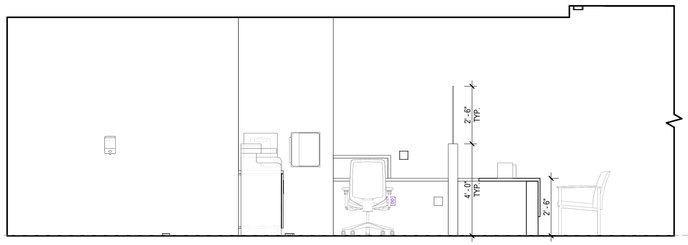

34 PRIMARY CARE RECEPTION DESK -EAST
SCALE: 3/8" = 1'-0"

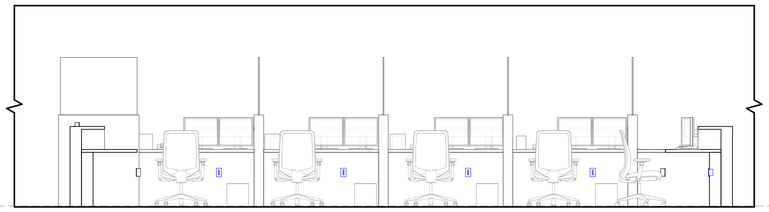

68 PRIMARY CARE RECEPTION DESK -SOUTH
SCALE: 3/8" = 1'-0"

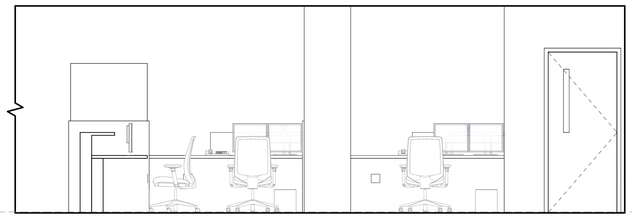

36 PRIMARY CARE RECEPTION DESK -WEST
SCALE: 3/8" = 1'-0"

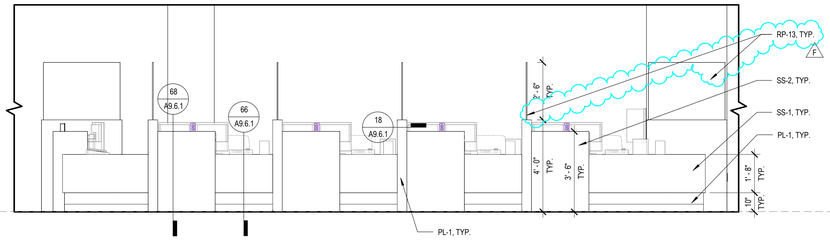

70 PRIMARY CARE RECEPTION DESK - NORTH 2
SCALE: 3/8" = 1'-0"

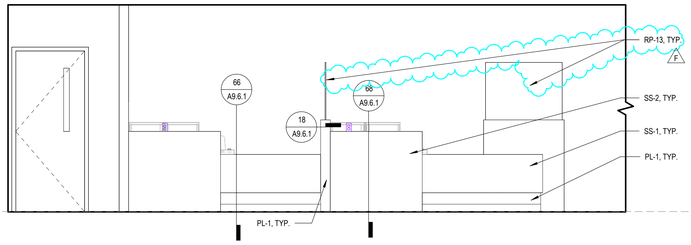

38 PRIMARY CARE RECEPTION DESK - EAST 2
SCALE: 3/8" = 1'-0"

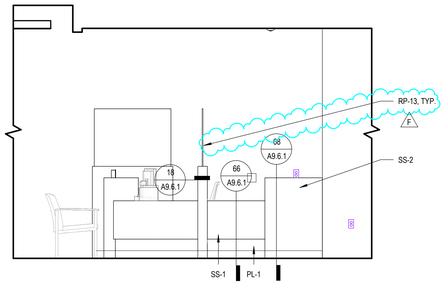

24 PRIMARY CARE RECEPTION DESK - WEST 2
SCALE: 3/8" = 1'-0"

GRAPHIC LEGEND

- 0 HOUR SMOKE PARTITION
- 1 HOUR FIRE RESISTANCE RATING
- 1 HOUR FIRE / SMOKE BARRIER
- 2 HOUR FIRE RESISTANCE RATING
- LEAD-LINED PARTITION

GENERAL SHEET NOTES

A. REFER TO THE A0.1 SERIES SHEETS FOR ARCHITECTURAL GENERAL NOTES, DRAWING, REFERENCE AND MATERIAL SYMBOLS, ABBREVIATIONS, AS WELL AS DIMENSIONING CONVENTIONS USED ON THIS SHEET.

B. REFER TO AND COORDINATE WITH STRUCTURAL, MECHANICAL, PLUMBING, AND ELECTRICAL FOR ADDITIONAL INFORMATION NOT SHOWN ON THIS SHEET.

C. REFER TO THE LIFE SAFETY PLANS IN THE G2.X SERIES SHEETS FOR FIRE RESISTIVE CONSTRUCTION REQUIREMENTS.

D. REFER TO THE A0.2 SERIES SHEETS FOR TYPICAL TOILET ROOM MOUNTING HEIGHTS AND STALL CONFIGURATION DIAGRAMS NOT SHOWN ON THIS SHEET.

E. PROVIDE TYPE 'A' BACKING PLATES FOR ALL SURFACE MOUNTED TOILET ACCESSORIES. REFER TO BACKING PLATE SCHEDULE IN THE A9.2.1 & A9.2.3 SERIES SHEETS FOR INSTALLATION REQUIREMENTS.

F. THE PURPOSE OF THE DRAWINGS ON THIS SHEET IS TO ILLUSTRATE THE OVERALL CONFIGURATION OF ALL ITEMS OF ALL TRADES OCCURRING ON THE INTERIOR ELEVATIONS. LOCATIONS OF ELEMENTS SHOWN ON ELECTRICAL, MECHANICAL, AND PLUMBING DRAWINGS ARE SCHEMATIC AND THE DIMENSIONS SHOWN HERE TAKE PRECEDENCE.

G. REFER TO Q DRAWINGS FOR MEDICAL EQUIPMENT.

H. REFER TO THE 'AI' SERIES SHEETS FOR INTERIOR FINISH AND WALL PROTECTION INFORMATION.

I. REFER TO THE 'AF' SERIES SHEETS FOR FURNITURE INFORMATION.

J. ALL CASEWORK FINISHES TO BE PL-1 AND SS-3 U.N.O.

K. ALL SPACES WITH A SINGLE LIGHT FIXTURE IS TO BE CENTERED WITHIN THAT SPACE U.N.O.

L. REFER TO A8.0.1 - A8.0.3 FOR HEADWALL ELEVATIONS

M. REFER TO AI.1.1 FOR TYPICAL TILE FINISHING CONDITIONS.

N. REFER TO 'AR' SERIES FOR BLOCKING LOCATIONS AT ARTWORK.

O. WHEN APPLICABLE ALIGN ALL GYP. CONTROL JOINTS WITH DOOR FRAMES OR OTHER VERTICAL ELEMENTS.

P. REFER TO 'E' SERIES FOR ELECTRICAL AND LIGHT FIXTURE INFORMATION.

SHEET KEYNOTES

IHS Whiteriver Hospital

200 W Hospital Drive
Whiteriver, Arizona, 85941

IHS Project #: 131445
IHS Contract #: 75H70123R00008
IHS Award Date: 02/02/2024

BASED ON PROGRAM OF REQUIREMENTS DATED [**03/26/22**], POR AMENDMENT DATED [**02/03/25**], AND ON SCHEMATIC DRAWINGS APPROVED [**11/19/24**].

SMITHGROUP

455 NORTH THIRD STREET
SUITE 250
PHOENIX, AZ 85004
602.265.2200
smithgroup.com

ISSUED FOR	DATE
BID ADDENDUM-F	09JUN26
FINAL CONSTRUCTION DOCUMENTS	23JAN26

SEALS AND SIGNATURES

REGISTERED ARCHITECT
CERTIFICATE NO.
60546
MATTHEW C. HESS
06/09/26
ARIZONA, U.S.A.
EXPIRES 09/30/27

ENLARGED PLANS AND ELEVATIONS - PRIMARY CARE RECEPTION DESK

Drawn By: Tomasi
Checked By: Robinson

PROJECT NUMBER 14904.000

CD

SHEET NUMBER **A7.7.9**

Plot Date: 6/9/2026 9:49:52 AM
Tomasi

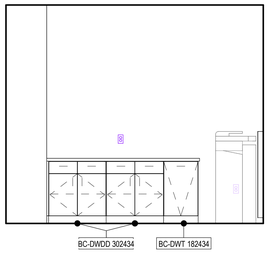

66 SPECIALTY CARE CLINIC RECEPTION DESK - EAST
SCALE: 3/8" = 1'-0"

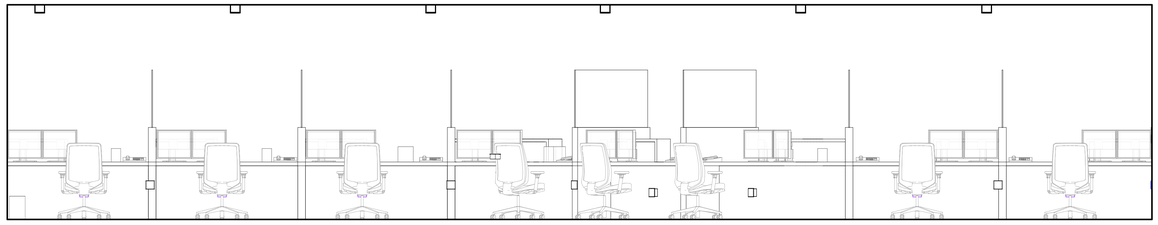

42 SPECIALTY CARE CLINIC RECEPTION DESK - SOUTH
SCALE: 3/8" = 1'-0"

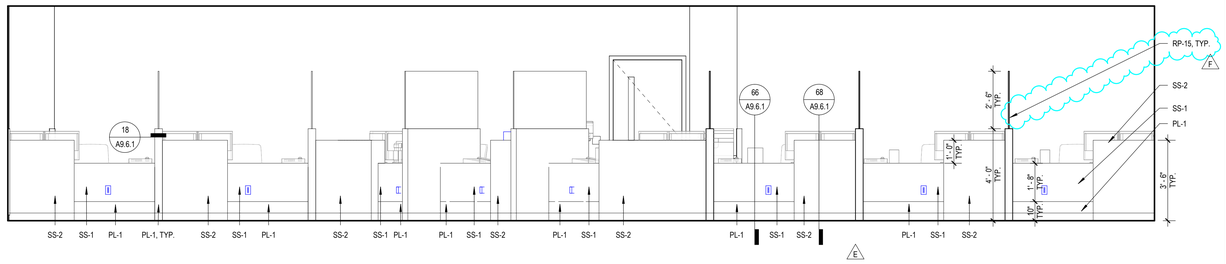

44 SPECIALTY CARE CLINIC RECEPTION DESK - NORTH
SCALE: 3/8" = 1'-0"

GRAPHIC LEGEND

- 0 HOUR SMOKE PARTITION
- 1 HOUR FIRE RESISTANCE RATING
- 1 HOUR FIRE / SMOKE BARRIER
- 2 HOUR FIRE RESISTANCE RATING
- LEAD-LINED PARTITION

GENERAL SHEET NOTES

A. REFER TO THE A0.1 SERIES SHEETS FOR ARCHITECTURAL GENERAL NOTES, DRAWING, REFERENCE AND MATERIAL SYMBOLS, ABBREVIATIONS, AS WELL AS DIMENSIONING CONVENTIONS USED ON THIS SHEET.

B. REFER TO AND COORDINATE WITH STRUCTURAL, MECHANICAL, PLUMBING, AND ELECTRICAL FOR ADDITIONAL INFORMATION NOT SHOWN ON THIS SHEET.

C. REFER TO THE LIFE SAFETY PLANS IN THE G2.X SERIES SHEETS FOR FIRE RESISTIVE CONSTRUCTION REQUIREMENTS.

D. REFER TO THE A0.2 SERIES SHEETS FOR TYPICAL TOILET ROOM MOUNTING HEIGHTS AND STALL CONFIGURATION DIAGRAMS NOT SHOWN ON THIS SHEET.

E. PROVIDE TYPE 'A' BACKING PLATES FOR ALL SURFACE MOUNTED TOILET ACCESSORIES. REFER TO BACKING PLATE SCHEDULE IN THE A9.2.1 & A9.2.3 SERIES SHEETS FOR INSTALLATION REQUIREMENTS.

F. THE PURPOSE OF THE DRAWINGS ON THIS SHEET IS TO ILLUSTRATE THE OVERALL CONFIGURATION OF ALL ITEMS OF ALL TRADES OCCURRING ON THE INTERIOR ELEVATIONS. LOCATIONS OF ELEMENTS SHOWN ON ELECTRICAL, MECHANICAL, AND PLUMBING DRAWINGS ARE SCHEMATIC AND THE DIMENSIONS SHOWN HERE TAKE PRECEDENCE.

G. REFER TO Q DRAWINGS FOR MEDICAL EQUIPMENT.

H. REFER TO THE 'AI' SERIES SHEETS FOR INTERIOR FINISH AND WALL PROTECTION INFORMATION.

I. REFER TO THE 'AF' SERIES SHEETS FOR FURNITURE INFORMATION.

J. ALL CASEWORK FINISHES TO BE PL-1 AND SS-3 U.N.O.

K. ALL SPACES WITH A SINGLE LIGHT FIXTURE IS TO BE CENTERED WITHIN THAT SPACE U.N.O.

L. REFER TO A8.0.1 - A8.0.3 FOR HEADWALL ELEVATIONS

M. REFER TO AI.1.1 FOR TYPICAL TILE FINISHING CONDITIONS.

N. REFER TO 'AR' SERIES FOR BLOCKING LOCATIONS AT ARTWORK.

O. WHEN APPLICABLE ALIGN ALL GYP. CONTROL JOINTS WITH DOOR FRAMES OR OTHER VERTICAL ELEMENTS.

P. REFER TO 'E' SERIES FOR ELECTRICAL AND LIGHT FIXTURE INFORMATION.

SHEET KEYNOTES

IHS Whiteriver Hospital

200 W Hospital Drive
Whiteriver, Arizona, 85941

IHS Project #: 131445
IHS Contract #: 75H70123R00008
IHS Award Date: 02/02/2024

BASED ON PROGRAM OF REQUIREMENTS DATED [**03/26/22**], POR AMENDMENT DATED [**02/03/25**], AND ON SCHEMATIC DRAWINGS APPROVED [**11/19/24**].

SMITHGROUP

455 NORTH THIRD STREET
SUITE 250
PHOENIX, AZ 85004
602.265.2200
smithgroup.com

ISSUED FOR	DATE
BID ADDENDUM-F	09JUN26
BID ADDENDUM-E	28MAY26
FINAL CONSTRUCTION DOCUMENTS	23JAN26

SEALS AND SIGNATURES

REGISTERED ARCHITECT
CERTIFICATE NO.
60546
MATTHEW C.
HESS
Date Signed 06/04/26
ARIZONA, U.S.A.
EXPIRES 09/30/27

ENLARGED PLAN AND ELEVATIONS - SCC RECEPTION DESK

Drawn By: Tomasi
Checked By: Robinson

PROJECT NUMBER 14904.000

CD

A7.7.13
SHEET NUMBER

Plot Date: 6/9/2026 9:50:04 AM
Tomasi

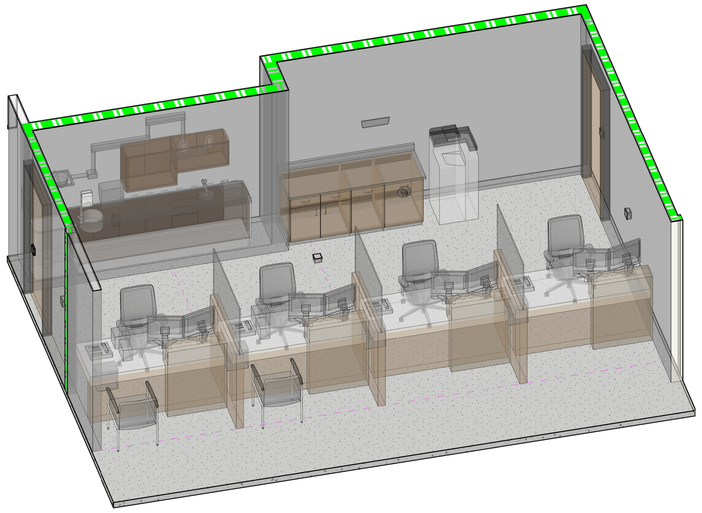

72 3D VIEW - DENTAL RECEPTION DESK
SCALE:

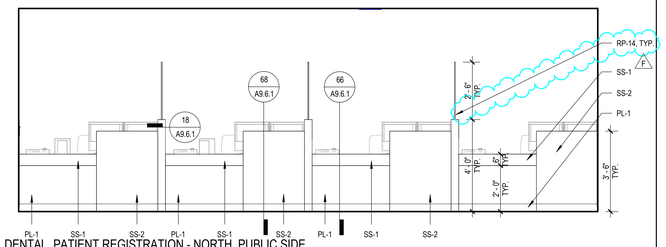

47 DENTAL, PATIENT REGISTRATION - NORTH, PUBLIC SIDE
SCALE: 3/8" = 1'-0"

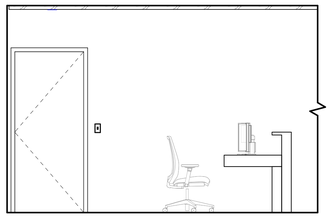

31 DENTAL, PATIENT REGISTRATION - EAST
SCALE: 3/8" = 1'-0"

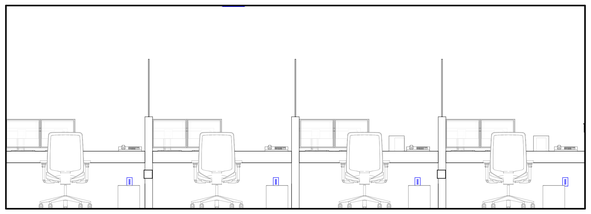

48 DENTAL, PATIENT REGISTRATION - SOUTH
SCALE: 3/8" = 1'-0"

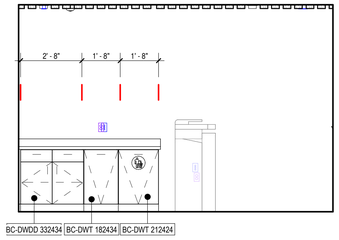

32 DENTAL, PATIENT REGISTRATION - NORTH
SCALE: 3/8" = 1'-0"

GENERAL SHEET NOTES

A. REFER TO THE A0.1 SERIES SHEETS FOR ARCHITECTURAL GENERAL NOTES, DRAWING, REFERENCE AND MATERIAL SYMBOLS, ABBREVIATIONS, AS WELL AS DIMENSIONING CONVENTIONS USED ON THIS SHEET.

B. REFER TO AND COORDINATE WITH STRUCTURAL, MECHANICAL, PLUMBING, AND ELECTRICAL FOR ADDITIONAL INFORMATION NOT SHOWN ON THIS SHEET.

C. REFER TO THE LIFE SAFETY PLANS IN THE G2.X SERIES SHEETS FOR FIRE RESISTIVE CONSTRUCTION REQUIREMENTS.

D. REFER TO THE A0.2 SERIES SHEETS FOR TYPICAL TOILET ROOM MOUNTING HEIGHTS AND STALL CONFIGURATION DIAGRAMS NOT SHOWN ON THIS SHEET.

E. PROVIDE TYPE 'A' BACKING PLATES FOR ALL SURFACE MOUNTED TOILET ACCESSORIES. REFER TO BACKING PLATE SCHEDULE IN THE A9.2.1 & A9.2.3 SERIES SHEETS FOR INSTALLATION REQUIREMENTS.

F. THE PURPOSE OF THE DRAWINGS ON THIS SHEET IS TO ILLUSTRATE THE OVERALL CONFIGURATION OF ALL ITEMS OF ALL TRADES OCCURRING ON THE INTERIOR ELEVATIONS. LOCATIONS OF ELEMENTS SHOWN ON ELECTRICAL, MECHANICAL, AND PLUMBING DRAWINGS ARE SCHEMATIC AND THE DIMENSIONS SHOWN HERE TAKE PRECEDENCE.

G. REFER TO Q DRAWINGS FOR MEDICAL EQUIPMENT.

H. REFER TO THE 'AI' SERIES SHEETS FOR INTERIOR FINISH AND WALL PROTECTION INFORMATION.

I. REFER TO THE 'AF' SERIES SHEETS FOR FURNITURE INFORMATION.

J. ALL CASEWORK FINISHES TO BE PL-1 AND SS-3 U.N.O.

K. ALL SPACES WITH A SINGLE LIGHT FIXTURE IS TO BE CENTERED WITHIN THAT SPACE U.N.O.

L. REFER TO A8.0.1 - A8.0.3 FOR HEADWALL ELEVATIONS

M. REFER TO AI.1.1 FOR TYPICAL TILE FINISHING CONDITIONS.

N. REFER TO 'AR' SERIES FOR BLOCKING LOCATIONS AT ARTWORK.

O. WHEN APPLICABLE ALIGN ALL GYP. CONTROL JOINTS WITH DOOR FRAMES OR OTHER VERTICAL ELEMENTS.

P. REFER TO 'E' SERIES FOR ELECTRICAL AND LIGHT FIXTURE INFORMATION.

IHS Whiteriver Hospital

200 W Hospital Drive
Whiteriver, Arizona, 85941

IHS Project #: 131445
IHS Contract #: 75H70123R00008
IHS Award Date: 02/02/2024

BASED ON PROGRAM OF REQUIREMENTS DATED [**03/26/22**], POR AMENDMENT DATED [**02/03/25**], AND ON SCHEMATIC DRAWINGS APPROVED [**11/19/24**].

SMITHGROUP

455 NORTH THIRD STREET
SUITE 250
PHOENIX, AZ 85004
602.265.2200
smithgroup.com

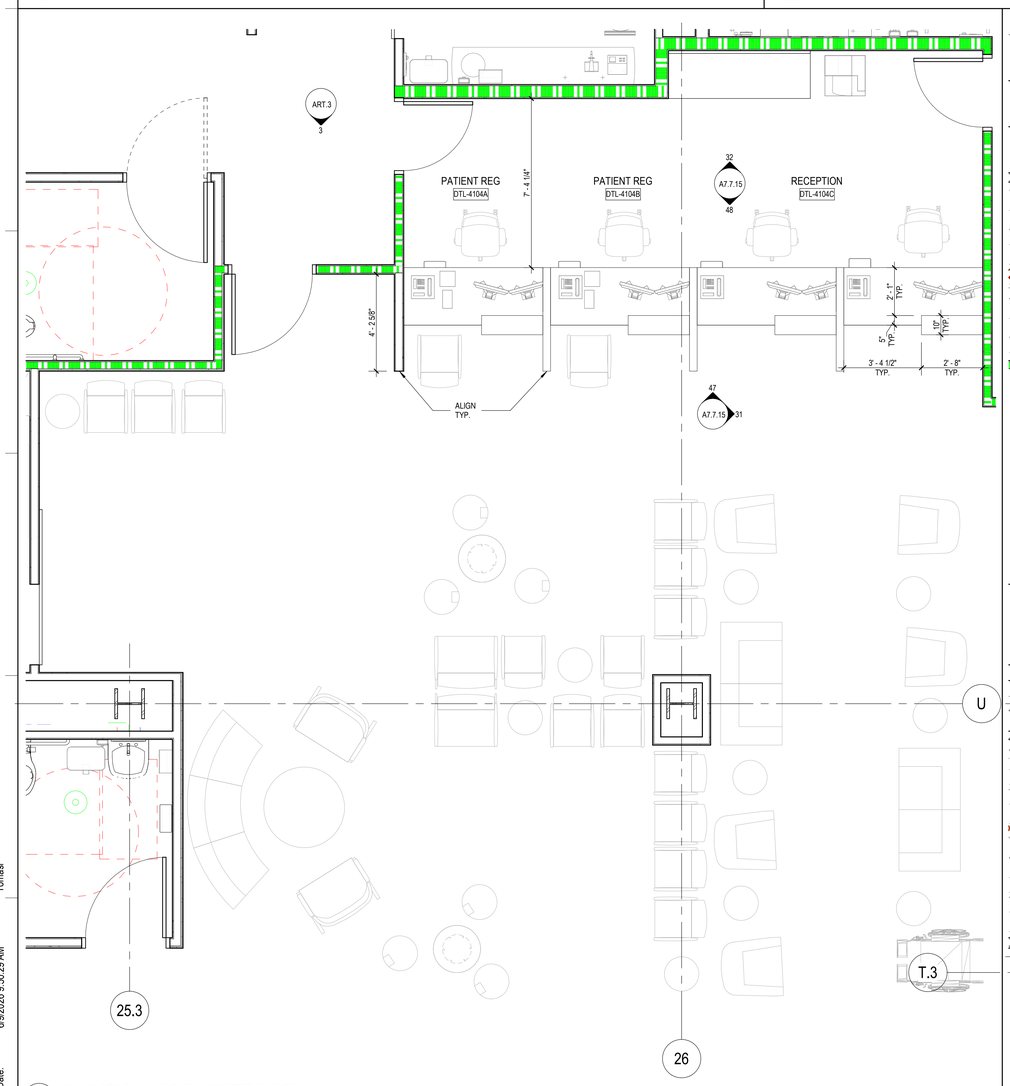

69 ENLARGED PLAN - DENTAL RECEPTION DESK
SCALE: 3/8" = 1'-0"

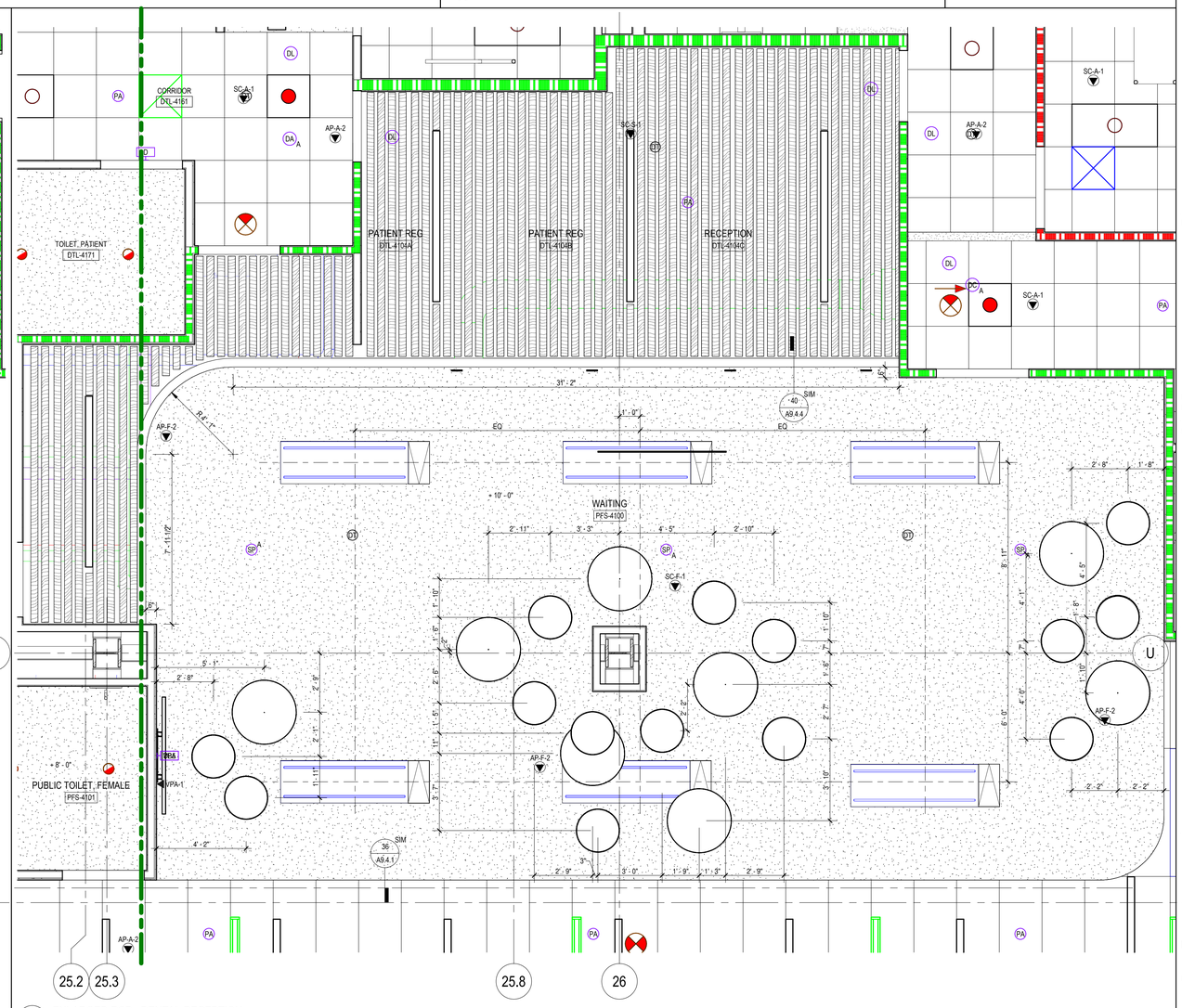

37 ENLARGED RCP - DENTAL RECEPTION
SCALE: 3/8" = 1'-0"

ISSUED FOR	DATE
BID ADDENDUM-F	09JUN26
FINAL CONSTRUCTION DOCUMENTS	23JAN26

SEALS AND SIGNATURES

REGISTERED ARCHITECT CERTIFICATE NO. 60546 MATTHEW C. HESS Date Signed 06/09/26 ARIZONA, U.S.A. EXPIRES 09/30/27

ENLARGED PLANS AND ELEVATIONS - DENTAL RECEPTION DESK

Drawn By: Tomasi
Checked By: Robinson

PROJECT NUMBER 14904.000

CD

SHEET NUMBER **A7.7.15**

Plot Date: 6/9/2026 9:50:29 AM Tomasi

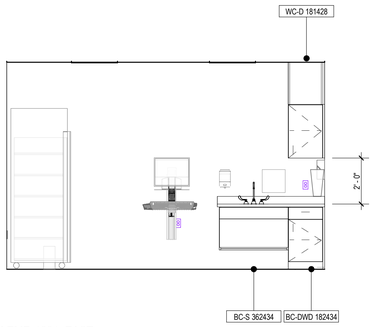

66 EXAM EMR-1294, EAST
SCALE: 3/8" = 1'-0"

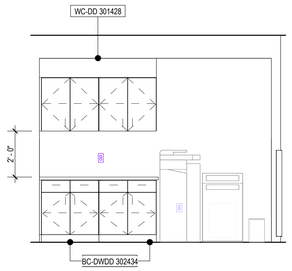

50 CORRIDOR ALCOVE, SOUTH
SCALE: 3/8" = 1'-0"

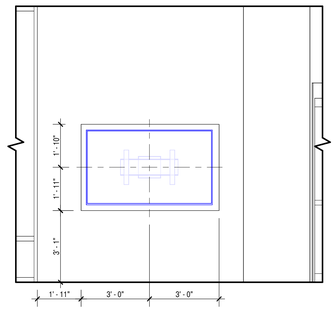

34 MAIN DIRECTORY DISPLAY
SCALE: 3/8" = 1'-0"

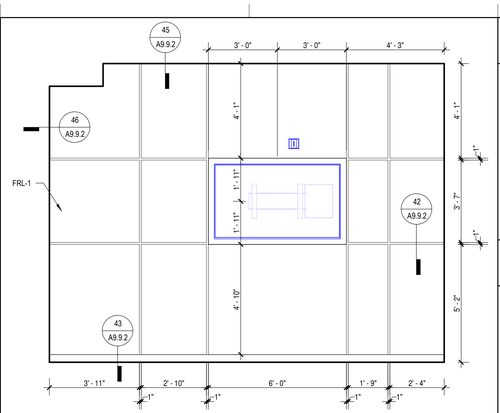

18 ED WAITING - WEST
SCALE: 3/8" = 1'-0"

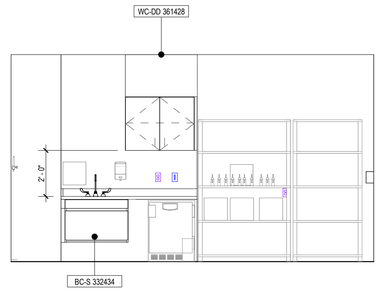

20 EQUIPMENT STORAGE, RESPIRATORY - NORTH
SCALE: 3/8" = 1'-0"

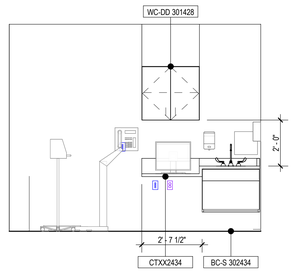

22 SCREENING ROOM - SOUTH
SCALE: 3/8" = 1'-0"

GRAPHIC LEGEND

- 0 HOUR SMOKE PARTITION
- 1 HOUR FIRE RESISTANCE RATING
- 1 HOUR FIRE / SMOKE BARRIER
- 2 HOUR FIRE RESISTANCE RATING
- LEAD-LINED PARTITION

GENERAL SHEET NOTES

A. REFER TO THE A0.1 SERIES SHEETS FOR ARCHITECTURAL GENERAL NOTES, DRAWING, REFERENCE AND MATERIAL SYMBOLS, ABBREVIATIONS, AS WELL AS DIMENSIONING CONVENTIONS USED ON THIS SHEET.

B. REFER TO AND COORDINATE WITH STRUCTURAL, MECHANICAL, PLUMBING, AND ELECTRICAL FOR ADDITIONAL INFORMATION NOT SHOWN ON THIS SHEET.

C. REFER TO THE LIFE SAFETY PLANS IN THE G2.X SERIES SHEETS FOR FIRE RESISTIVE CONSTRUCTION REQUIREMENTS.

D. REFER TO THE A0.2 SERIES SHEETS FOR TYPICAL TOILET ROOM MOUNTING HEIGHTS AND STALL CONFIGURATION DIAGRAMS NOT SHOWN ON THIS SHEET.

E. PROVIDE TYPE 'A' BACKING PLATES FOR ALL SURFACE MOUNTED TOILET ACCESSORIES. REFER TO BACKING PLATE SCHEDULE IN THE A9.2.1 & A9.2.3 SERIES SHEETS FOR INSTALLATION REQUIREMENTS.

F. THE PURPOSE OF THE DRAWINGS ON THIS SHEET IS TO ILLUSTRATE THE OVERALL CONFIGURATION OF ALL ITEMS OF ALL TRADES OCCURRING ON THE INTERIOR ELEVATIONS. LOCATIONS OF ELEMENTS SHOWN ON ELECTRICAL, MECHANICAL, AND PLUMBING DRAWINGS ARE SCHEMATIC AND THE DIMENSIONS SHOWN HERE TAKE PRECEDENCE.

G. REFER TO Q DRAWINGS FOR MEDICAL EQUIPMENT.

H. REFER TO THE 'AI' SERIES SHEETS FOR INTERIOR FINISH AND WALL PROTECTION INFORMATION.

I. REFER TO THE 'AF' SERIES SHEETS FOR FURNITURE INFORMATION.

J. ALL CASEWORK FINISHES TO BE PL-1 AND SS-3 U.N.O.

K. ALL SPACES WITH A SINGLE LIGHT FIXTURE IS TO BE CENTERED WITHIN THAT SPACE U.N.O.

L. REFER TO A8.0.1 - A8.0.3 FOR HEADWALL ELEVATIONS

M. REFER TO AI.1.1 FOR TYPICAL TILE FINISHING CONDITIONS.

N. REFER TO 'AR' SERIES FOR BLOCKING LOCATIONS AT ARTWORK.

O. WHEN APPLICABLE ALIGN ALL GYP. CONTROL JOINTS WITH DOOR FRAMES OR OTHER VERTICAL ELEMENTS.

P. REFER TO 'E' SERIES FOR ELECTRICAL AND LIGHT FIXTURE INFORMATION.

SHEET KEYNOTES

IHS Whiteriver Hospital

200 W Hospital Drive
Whiteriver, Arizona, 85941

IHS Project #: 131445
IHS Contract #: 75H70123R00008
IHS Award Date: 02/02/2024

BASED ON PROGRAM OF REQUIREMENTS DATED [**03/26/22**], POR AMENDMENT DATED [**02/03/25**], AND ON SCHEMATIC DRAWINGS APPROVED [**11/19/24**].

SMITHGROUP

455 NORTH THIRD STREET
SUITE 250
PHOENIX, AZ 85004
602.265.2200
smithgroup.com

ISSUED FOR	DATE
BID ADDENDUM-F	09JUN26
FINAL CONSTRUCTION DOCUMENTS	23JAN26

SEALS AND SIGNATURES

REGISTERED ARCHITECT
CERTIFICATE NO.
60546
MATTHEW C.
HESS
06/09/26
ARIZONA, U.S.A.
EXPIRES 09/30/27

INTERIOR ELEVATIONS

Drawn By: Tomasi
Checked By: Robinson
14904.000
PROJECT NUMBER

CD
A8.1.5
SHEET NUMBER

Plot Date: 6/9/2026 9:51:08 AM
Tomasi

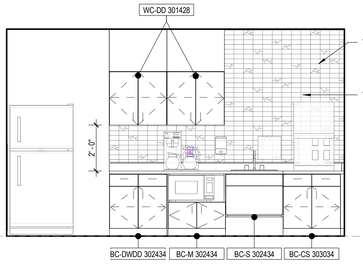

66 OEHE, STAFF LOUNGE
SCALE: 3/8" = 1'-0"

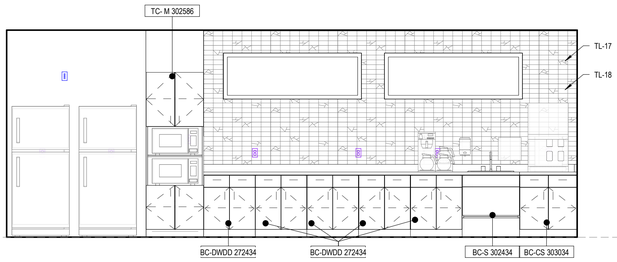

50 SURGERY, STAFF LOUNGE
SCALE: 3/8" = 1'-0"

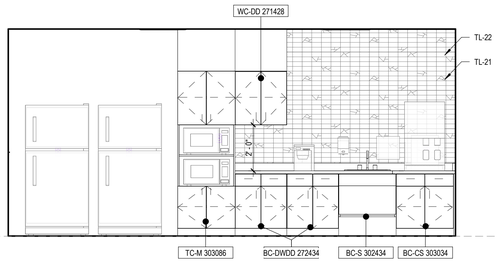

26 PREVENTATIVE MEDICINE, STAFF LOUNGE
SCALE: 3/8" = 1'-0"

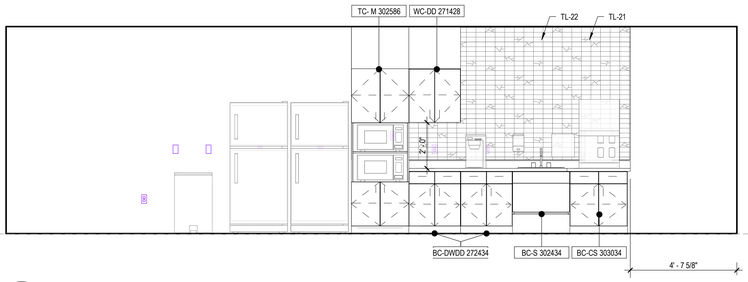

60 EMPLOYEE FACILITIES, EMPLOYEE LOUNGE - EAST
SCALE: 3/8" = 1'-0"

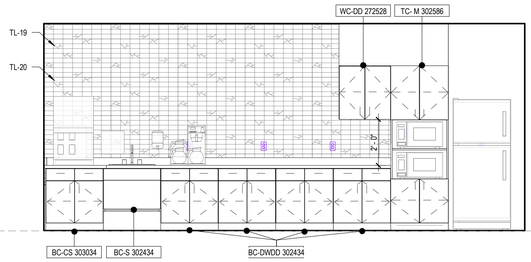

28 L&D, STAFF LOUNGE
SCALE: 3/8" = 1'-0"

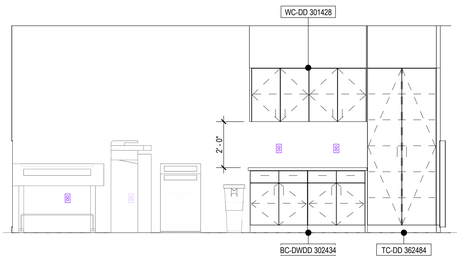

30 ALCOVE, PLOTTER - OEHE
SCALE: 3/8" = 1'-0"

GRAPHIC LEGEND

- 0 HOUR SMOKE PARTITION
- 1 HOUR FIRE RESISTANCE RATING
- 1 HOUR FIRE / SMOKE BARRIER
- 2 HOUR FIRE RESISTANCE RATING
- LEAD-LINED PARTITION

GENERAL SHEET NOTES

A. REFER TO THE A0.1 SERIES SHEETS FOR ARCHITECTURAL GENERAL NOTES, DRAWING, REFERENCE AND MATERIAL SYMBOLS, ABBREVIATIONS, AS WELL AS DIMENSIONING CONVENTIONS USED ON THIS SHEET.

B. REFER TO AND COORDINATE WITH STRUCTURAL, MECHANICAL, PLUMBING, AND ELECTRICAL FOR ADDITIONAL INFORMATION NOT SHOWN ON THIS SHEET.

C. REFER TO THE LIFE SAFETY PLANS IN THE G2.X SERIES SHEETS FOR FIRE RESISTIVE CONSTRUCTION REQUIREMENTS.

D. REFER TO THE A0.2 SERIES SHEETS FOR TYPICAL TOILET ROOM MOUNTING HEIGHTS AND STALL CONFIGURATION DIAGRAMS NOT SHOWN ON THIS SHEET.

E. PROVIDE TYPE 'A' BACKING PLATES FOR ALL SURFACE MOUNTED TOILET ACCESSORIES. REFER TO BACKING PLATE SCHEDULE IN THE A9.2.1 & A9.2.3 SERIES SHEETS FOR INSTALLATION REQUIREMENTS.

F. THE PURPOSE OF THE DRAWINGS ON THIS SHEET IS TO ILLUSTRATE THE OVERALL CONFIGURATION OF ALL ITEMS OF ALL TRADES OCCURRING ON THE INTERIOR ELEVATIONS. LOCATIONS OF ELEMENTS SHOWN ON ELECTRICAL, MECHANICAL, AND PLUMBING DRAWINGS ARE SCHEMATIC AND THE DIMENSIONS SHOWN HERE TAKE PRECEDENCE.

G. REFER TO Q DRAWINGS FOR MEDICAL EQUIPMENT.

H. REFER TO THE 'AI' SERIES SHEETS FOR INTERIOR FINISH AND WALL PROTECTION INFORMATION.

I. REFER TO THE 'AF' SERIES SHEETS FOR FURNITURE INFORMATION.

J. ALL CASEWORK FINISHES TO BE PL-1 AND SS-3 U.N.O.

K. ALL SPACES WITH A SINGLE LIGHT FIXTURE IS TO BE CENTERED WITHIN THAT SPACE U.N.O.

L. REFER TO A8.0.1 - A8.0.3 FOR HEADWALL ELEVATIONS

M. REFER TO AI.1.1 FOR TYPICAL TILE FINISHING CONDITIONS.

N. REFER TO 'AR' SERIES FOR BLOCKING LOCATIONS AT ARTWORK.

O. WHEN APPLICABLE ALIGN ALL GYP. CONTROL JOINTS WITH DOOR FRAMES OR OTHER VERTICAL ELEMENTS.

P. REFER TO 'E' SERIES FOR ELECTRICAL AND LIGHT FIXTURE INFORMATION.

SHEET KEYNOTES

IHS Whiteriver Hospital

200 W Hospital Drive
Whiteriver, Arizona, 85941

IHS Project #: 131445
IHS Contract #: 75H70123R00008
IHS Award Date: 02/02/2024

BASED ON PROGRAM OF REQUIREMENTS DATED [**03/26/22**], POR AMENDMENT DATED [**02/03/25**], AND ON SCHEMATIC DRAWINGS APPROVED [**11/19/24**].

SMITHGROUP

455 NORTH THIRD STREET
SUITE 250
PHOENIX, AZ 85004
602.265.2200
smithgroup.com

ISSUED FOR	DATE
BID ADDENDUM-F	09JUN26
FINAL CONSTRUCTION DOCUMENTS	23JAN26

SEALS AND SIGNATURES

REGISTERED ARCHITECT
CERTIFICATE NO.
60546
MATTHEW C. HESS
Date signed 06/09/26
Expires 09/30/27
ARIZONA, U.S.A.
EXPIRES 09/30/27

INTERIOR ELEVATIONS

Drawn By: Tomasi
Checked By: Robinson

PROJECT NUMBER
14904.000

CD

SHEET NUMBER
A8.2.3

Plot Date: 6/9/2026 9:51:21 AM
Tomasi

TAG	MANUFACTURER	SERIES/STYLE	COLOR	SIZE	INSTALLATION	NOTES	SUSTAINABILITY ATTRIBUTES
INTERIOR PAINT							
PT-1	DUNN EDWARDS	SUPREMA	HISTORIC WHITE				
PT-2	DUNN EDWARDS	SUPREMA	CLASSIC WHITE				
PT-3	DUNN EDWARDS	SUPREMA	BLACK BEAN				
PT-4	DUNN EDWARDS	SUPREMA	ROYAL PALM				
PT-5	DUNN EDWARDS	SUPREMA	TEAL FURY				
PT-6	DUNN EDWARDS	SUPREMA	SALTBOX BLUE				
PT-7	DUNN EDWARDS	SUPREMA	EAMES FOR BLUE				
PT-8	DUNN EDWARDS	SUPREMA	YAMS				
PT-9	DUNN EDWARDS	SUPREMA	SWEET POTATO				
PT-10	DUNN EDWARDS	SUPREMA	SHRUBBERY				
PT-11	DUNN EDWARDS	SUPREMA	MERMAIDS COVE				
PT-12	DUNN EDWARDS	SUPREMA	MERIGOLD				
PT-13	DUNN EDWARDS	SUPREMA	COPPER COVE				
PT-14	DUNN EDWARDS	SUPREMA	MONARCH MIGRATION				
PT-15	DUNN EDWARDS	SUPREMA	PEWTER PATTER				
PT-16	DUNN EDWARDS	SUPREMA	PURPLE GUMBALL				
PT-17	DUNN EDWARDS	SUPREMA	DARK RUBY				
PT-18	DUNN EDWARDS	SUPREMA	CATALINA GREEN				
PT-19	DUNN EDWARDS	SUPREMA	BBQ				
PT-20	DUNN EDWARDS	SUPREMA	SADDLE UP				
PT-21	DUNN EDWARDS	SUPREMA	LAKE WINNEPEG				
PT-22	DUNN EDWARDS	SUPREMA	FIERY FUCHSIA				
WALL PROTECTION							
SP-1	CS ACROVYN	ACROVYN WALL COVERING .040"	EGGSHELL	4' x 10' UNO		ALL END CAPS AND TRIM TO MATCH	EPD, HPD, PVC FREE
SP-2	CS ACROVYN	STAINLESS STEEL FLAT					
SP-3	CS ACROVYN	STAINLESS STEEL DIAMOND PLATE					
SP-4	INPRO	RICOCHET - SPARK	FIREBALL R420				
SP-5	INPRO	RICOCHET - SPARK	SAIL AWAY R418				
SP-6	INPRO	RICOCHET - SPARK	KINGDOM R414				
SP-7	INPRO	RICOCHET - DASH	SKY DIVE R1402				
SP-8	CS ACROVYN	CROSSWIND	VALLEY MIST 10139				
FRP-1	CRANE COMPOSITES	GLASBORD		4' x 10' UNO		ALL END CAPS AND TRIM TO MATCH	
CG-1	CS ACROVYN	SM-20AN	EGGSHELL	4'H, 2" LEG UNO			
CG-2	CS ACROVYN	SM-20MN	EGGSHELL	4'H, 2" LEG UNO			
CG-3	CS ACROVYN	CO-8/8M	STAINLESS STEEL	4'H, 1" LEG UNO	DIRECT ADHESIVE		
CG-4	CS ACROVYN	C0--8	STAINLESS STEEL	FULL HEIGHT, 3.5" LEG			
EG-1	CS ACROVYN	SM-20AN, END CAP	EGGSHELL	4'H, 2" LEG UNO			
EG-3	CS ACROVYN	CO-8/8M, END CAP	STAINLESS STEEL	4'H, 1" LEG UNO	DIRECT ADHESIVE		
EG-4	CS ACROVYN	C0--8	STAINLESS STEEL	FULL HEIGHT, 3.5" LEG			
BG-1	CS ACROVYN	SCR-80M	EGGSHELL				
HR-1	CS ACROVYN	HRBW-10CHL	WOOD GRIP, EGGSHELL ACROVYN				
HR-2	CS ACROVYN	HRWS-6C	WOOD GRIP				
CASEWORK							
PL-1	FORMICA	STANDARD LAMINATE, NATURAL GRAIN (NG)	BEIGE ELM 5794		VERTICAL GRAIN, UNO		EPD
PL-2	WILSONART	STANDARD LAMINATE, SOFTGRAIN (12)	PINNACLE WALNUT 7992		VERTICAL GRAIN, UNO	TYPICAL FINISH FOR WOOD-LOOK DOORS	EPD
PL-3	FORMICA	STANDARD LAMINATE, PURE GRAIN (PG)	INKED OAK 5792				
SS-1	CORIAN	SOLID SURFACE	RICE PAPER	SEE PLAN FOR DIMENSIONS, .5" THICKNESS		TYP	
SS-2	CORIAN	SOLID SURFACE	ROSEMARY	SEE PLAN FOR DIMENSIONS, .5" THICKNESS			
SS-3	CORIAN	SOLID SURFACE	CIRRUS WHITE	SEE PLAN FOR DIMENSIONS, .5" THICKNESS			
QTZ-1	CAMBRIA	QUARTZ, SIGNATURE SERIES	MACBETH, POLISHED FINISH	SEE PLAN FOR DIMENSIONS, 2 CM THICKNESS			
QTZ-2	CAMBRIA	QUARTZ, LUXURY SERIES	MONTAAJ, LUXE FINISH	SEE PLAN FOR DIMENSIONS, 2 CM THICKNESS			
WV-1	ARCHITECTURAL VENEERS	LOG MTMT	BLACK		VERTICAL GRAIN, UNO	ED TROPHY/ INFO CASEWORK, EYEGLASS DISPLAY CASEWORK	
WV-2	ARCHITECTURAL VENEERS	QTD WALNUT	FLITCH #5685 - 4488		VERTICAL GRAIN, UNO	ED TROPHY/ INFO CASEWORK, EYEGLASS DISPLAY CASEWORK	
FRL-1	PANOLAM	FRP/PIONITE	STOUT WALNUT	PANEL SIZES: 5'-0" X 8'-0" SHEETS	VERTICAL GRAIN, UNO	REVEALS: XCF-000; XFB-000	
WINDOW FILM							
WF-1	DESIGNTEX	CASPER			APPLY TO INTERIOR OF WINDOW		
WF-2	NOT USED	NOT USED			NOT USED		
WF-3	SKYLINE	GRADIENT FROST			APPLY TO INTERIOR OF WINDOW		
WF-4	SKYLINE	FULL FROST			APPLY TO INTERIOR OF WINDOW		
WF-5	3M	CUSTOM FRACTAL PATTERN - FINAL GRAPHIC TO BE DEVELOPED AND APPROVED BY DESIGN TEAM	FROSTED MATTE (SH2FRMAX) WITH CUSTOM WHITE PRINT	FULL HEIGHT	APPLY TO INTERIOR OF WINDOW	CHAPEL EXTERIOR GLAZING	
ROLLER SHADES							
WS-1	MECHOSHADE	MECHO 5	3% OPENNESS				
WS-2	MECHOSHADE	MECHO 5, DOUBLESHADES	3% OPENNESS + BLACKOUT			TYPICAL AT ALL PATIENT ROOMS	
WS-3	MECHOSHADE	ELECTROSHADE	3% OPENNESS		ELECTROPOCKET		
WS-4	MECHOSHADE	ELECTROSHADE, DOUBLESHADES	3% OPENNESS + BLACKOUT		ELECTROPOCKET	TYPICAL AT ALL CONFERENCE ROOMS WITH EXTERIOR WINDOWS	
WS-5	MECHOSHADE	ACOUSTIVEIL 0890, NRC .60	3% OPENNESS		ELECTROPOCKET	FOR USE IN CONTROL ROOM SEC-2146	
ELEVATORS							
PUBLIC ELEVATORS	FORMS + SURFACES	LEVELe				TERRAZZO FLOORING, CUSTOM CAB INTERIOR PANELS	
STAFF ONLY ELEVATORS	PER MFR ELEVATOR FINISH	STANDARD INTERIOR	STAINLESS STEEL				
INTERIOR GLASS							
DGL-1	MELTDOWN GLASS	SNOW	STARFIRE	REFER TO A9 SERIES		CHAPEL SIDELIGHT AND DOOR	
DGL-2	MELTDOWN GLASS	NEO STRATA 230	STARFIRE	REFER TO A9 SERIES		IMAGING WAITING	
DGL-3	MELTDOWN GLASS	SNOW	STARFIRE EXTERIOR GLAZING	REFER TO A9 SERIES		CHAPEL	
WALL BASE AND ACCESSORIES							
IB	VARIES - MATCH ADJACENT FLOORING	INTEGRAL BASE	VARIES - MATCH ADJACENT FLOORING	VARIES - REFER TO AI SERIES			
MTLB-1	SCHLUTER SYSTEMS	DESIGNBASE (DB SL 110 EB), INCLUDE SEALING LIP	BRUSHED STAINLESS STEEL (V2A) EB	4-3/8"		PROVIDE CONNECTORS FOR BOTH INSIDE AND OUTSIDE CORNERS, AND END CAPS	
MTLB-2	SCHLUTER SYSTEMS	COVE BASE PROFILE (DILEX-AHK)	SATIN ANODIZED ALUMINUM (AE)	REFER TO INDICATED FINISHES FOR SIZING		PROVIDE CONNECTORS FOR BOTH INSIDE AND OUTSIDE CORNERS, AND END CAPS	
RB-1	JOHNSONITE	BASEWORKS THERMOSET RUBBER	BURNT UMBER	4" WITH TOE			
RB-2	JOHNSONITE	MILLWORK WALL BASE, REVEAL	BURNT UMBER	4.25"			
TL-1B	NOT USED	NOT USED	NOT USED	NOT USED	NOT USED	NOT USED	
TS-1	SCHLUTER SYSTEMS	VINPRO-S	BRUSHED CHROME ANODIZED			CARPET - RESILIENT TRANSITION	
TS-2	SCHLUTER SYSTEMS	RENO-U	SATIN ANODIZED			RESILIENT - TILE TRANSITION	
TS-3	SCHLUTER SYSTEMS	VINPRO-U	BRUSHED CHROME ANODIZED			RESILIENT – CONCRETE TRANSITION	
TS-4	MANNINGTON	SUBFLOOR TRANSITION- EQUALIZER	STANDARD COLOR				
TS-5	SCHLUTER SYSTEMS	RENO-RAMP	SATIN ANODIZED ALUMINUM (AE)	REFER TO INDICATED FINISHES FOR SIZING			
UPHOLSTERY							
UPH-1	ARC COM	EQUINOX	AMETHYST #10			BUILT-IN BENCH CUSHION	
WALL COVERING							
WC-1	BELBIEN	SUPER REAL WOOD	TORNIO ASH SW-159		VERTICAL GRAIN, UNO		
WC-2	BELBIEN	WALNUT	EVREUX WALNUT WR-1070		VERTICAL GRAIN, UNO		
MISC							
ACR	ACROVYN DOORS	ACROVYN WOOD GRAIN SERIES	FLAMMED RIPPLE MAPLE	PER DOOR	GRAIN TO RUN VERTICAL	REFER TO DOOR SCHEDULE ON A9S	
ACM-1	KOVACH	FLOROPON CONTINUUM	OBSIDIAN	CUSTOM REFER TO A8 SERIES	PER MNF	FIREPLACE SURROUND	
CCT-1	CUBE CARE	DISPOSABLE CURTAIN/ FLIP	PAVESTONE	REFER TO PLANS	18" OF MESH ABOVE. BOTTOM OF CURTAINTO BE 13" AFF	CARRIER TO BE NYLON WHEELS, METAL PIN & AXEL STEEL HOOK. GROMMENTS TO BE NICKEL PLATED	
MCC-1	MOZ DESIGNS	CC100 ROUND	BLACK SAND POWDER	2'-0 3/4" DIAMETER	VERTICAL BUTT JOINT		CCT-1
ST-1	NORA BY INTERFACE	NORAMENT HAMMERED STAIRTREAD WITH VISUALLY IMPAIRED STRIP	0702 BLACK WITH 0895 YELLOW STRIP	REFER TO A2 SERIES			

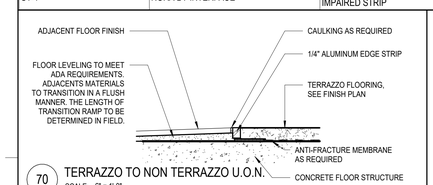

70 TERRAZZO TO NON TERRAZZO U.O.N.
SCALE: 6" = 1'-0"

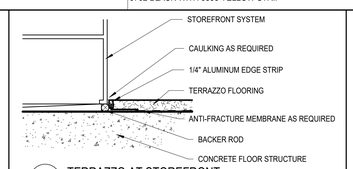

54 TERRAZZO AT STOREFRONT
SCALE: 6" = 1'-0"

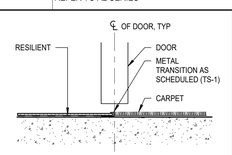

46 RESILIENT TO CARPET
SCALE: 3" = 1'-0"

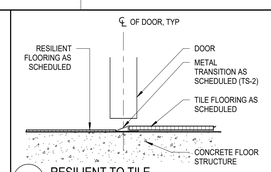

38 RESILIENT TO TILE
SCALE: 3" = 1'-0"

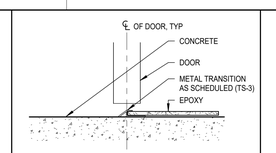

30 CONCRETE TO EPOXY
SCALE: 3" = 1'-0"

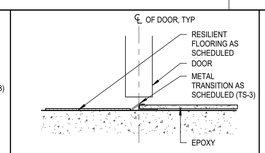

22 RESILIENT TO EPOXY
SCALE: 3" = 1'-0"

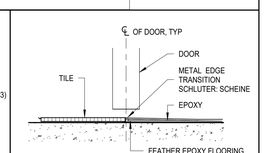

14 TILE TO EPOXY
SCALE: 3" = 1'-0"

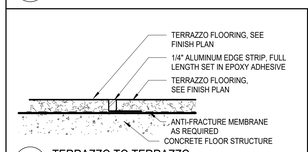

71 TERRAZZO TO TERRAZZO
SCALE: 6" = 1'-0"

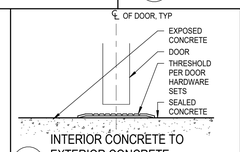

63 INTERIOR CONCRETE TO EXTERIOR CONCRETE
SCALE: 3" = 1'-0"

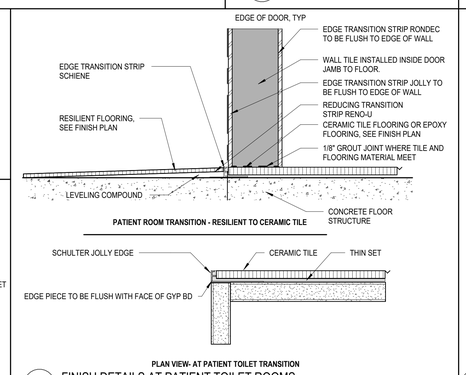

56 FINISH DETAILS AT PATIENT TOILET ROOMS
SCALE: 6" = 1'-0"

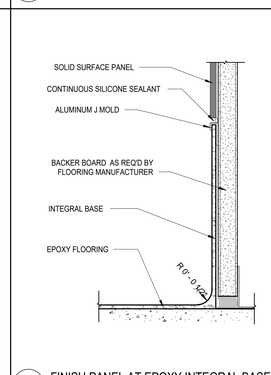

40 FINISH PANEL AT EPOXY INTEGRAL BASE
SCALE: 6" = 1'-0"

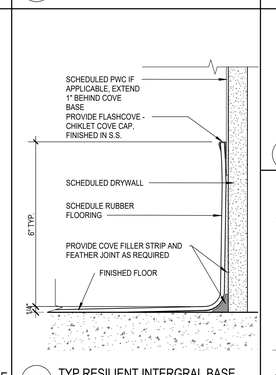

32 TYP RESILIENT INTERGRAL BASE
SCALE: 6" = 1'-0"

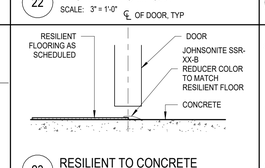

23 RESILIENT TO CONCRETE
SCALE: 3" = 1'-0"

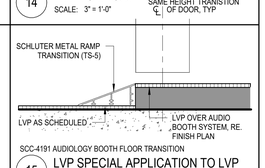

15 LVP SPECIAL APPLICATION TO LVP
SCALE: 6" = 1'-0"

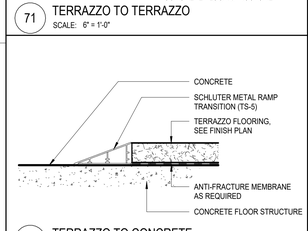

72 TERRAZZO TO CONCRETE
SCALE: 6" = 1'-0"

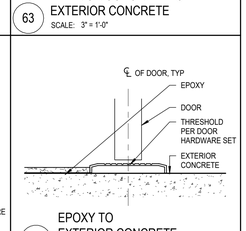

64 EPOXY TO EXTERIOR CONCRETE
SCALE: 3" = 1'-0"

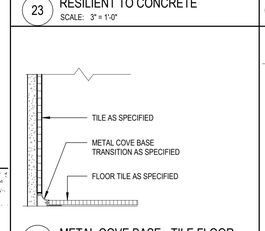

24 METAL COVE BASE - TILE FLOOR
SCALE: 3" = 1'-0"

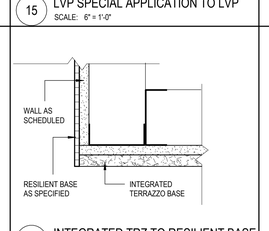

16 INTEGRATED TRZ TO RESILIENT BASE
SCALE: 3" = 1'-0"

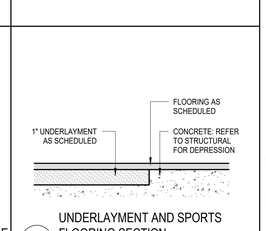

8 UNDERLAYMENT AND SPORTS FLOORING SECTION
SCALE: 3" = 1'-0"

GRAPHIC LEGEND

Room Name / 101 — ROOM NAME / ROOM NUMBER
Base / Floor — BASE FINISH / FLOOR FINISH
XXX-X — WALL ACCENT FINISH. REFER TO AI1 SERIES
EGA - # — EXPERIENTIAL GRAPHICS LOCATION, REFER TO AG8 SERIES FOR MORE INFORMATION
XXX-X / XXX-X — FLOOR TRANSITION TYPE. REFER TO AI1 SERIES
TYP XXX FOR XXX — RED DASHED CALLOUT TO INDICATE A TYPICAL FINISH OR DIMENSIONAL APPLICATION FOR A INDICATED ROOM TYPE

FLOOR PATTERN LEGEND

TL-1
TL-2

GENERAL SHEET NOTES

A. REFER TO THE A0.X SERIES SHEETS FOR ARCHITECTURAL GENERAL NOTES, DRAWING, REFERENCE AND MATERIAL SYMBOLS, ABBREVIATIONS, AS WELL AS DIMENSIONING CONVENTIONS USED ON THIS SHEET.

B. REFER TO AND COORDINATE WITH STRUCTURAL, MECHANICAL AND ELECTRICAL DRAWINGS FOR ADDITIONAL INFORMATION NOT SHOWN ON THIS SHEET.

C. REFER TO THE A8.X SERIES SHEETS FOR ADDITIONAL INFORMATION NOT SHOWN ON THIS SHEET.

D. REFER TO A1 SERIES FOR APPLIED FINISH SCHEDULE AND FINISH SPECIFICATION INFORMATION.

E. REFER TO TYPICAL ROOMS AS INDICATED ON PLANS FOR FINISH APPLICATION IN THOSE ROOM TYPES.

F. REFER TO A3, A7 AND A8 SERIES FOR ADDITIONAL FINISH INFORMATION NOT FOUND ON AI SERIES.

G. ALL FLOORING MATERIALS TO MEET AT CENTER OF DOORWAY, U.N.O.

H. ALL FLOORING TO CONTINUE UNDER CASEWORK TO TOEKICK, SINK APRONS, WASTE RECEPTACLES, OR UNDER OPEN COUNTERS TO WALLS.

I. REFER TO AI1 SERIES FOR BASE AND TRANSITION SPECIFICATION INFORMATION.

J. FLOORING BASE IS TO BE AVOIDED WHERE GLASS OR METAL IS INSTALLED.

K. TERRAZZO CONTROL JOINTS REQUIRED IN ADDITION TO THOSE CALLED OUT ON DRAWINGS ARE TO BE APPROVED BY ARCHITECT.

L. ALL WALLS RECEIVING SPECIALTY WALL FINISH ARE TO BE LEVEL 5 FINISH.

M. ALL WALLS TO BE PAINTED PT-1 U.N.O

N. ALL WET AREAS ARE TO RECIEVE SEMI-GLOSS PAINT FINISH IN COLORS SPECIFIED. REFER TO SPECIFICATIONS FOR MORE INFORMATION.

O. ALL WOODGRAIN TO RUN VERTICAL, U.N.O.

P. ALL INTERIOR FINISHES ARE TO COMPLY WITH CLASS A REQUIREMENTS IN ACCORDANCE WITH CURRENT IBC SECTION 800.

IHS Whiteriver Hospital

200 W Hospital Drive
Whiteriver, Arizona, 85941

IHS Project #: 131445
IHS Contract #: 75H70123R00008
IHS Award Date: 02/02/2024

BASED ON PROGRAM OF REQUIREMENTS DATED [**03/26/22**], POR AMENDMENT DATED [**02/03/25**], AND ON SCHEMATIC DRAWINGS APPROVED [**11/19/24**].

SMITHGROUP

455 NORTH THIRD STREET
SUITE 250
PHOENIX, AZ 85004
602.265.2200
smithgroup.com

ISSUED FOR	DATE
BID ADDENDUM-F	09JUN26
BID ADDENDUM-A	16APR26
FINAL CONSTRUCTION DOCUMENTS	23JAN26

SEALS AND SIGNATURES

REGISTERED ARCHITECT
CERTIFICATE NO. 60546
MATTHEW C. HESS
Date Signed 09/30/26
ARIZONA, U.S.A.
EXPIRES 09/30/27

INTERIOR FINISH SCHEDULE AND DETAILS

Drawn By: Hagen
Checked By: Delasotta
14904.000

PROJECT NUMBER
CD
SHEET NUMBER
AI1.1.1

Hagen
6/9/2026 11:32:11 AM
Plot Date:

TYPE MARK	ART STYLE	BACKING	NOTES
EGA-1	A	N/A	TRIBAL SEAL, 6'DIA
EGA-2	A	Y	ART/ MULTI-MEDIA WALL, 42'W X 12'-6"H, ED WAITING
EGA-3			NOT USED
EGA-4			NOT USED
EGA-5			NOT USED
EGA-6			NOT USED
EGA-7			NOT USED
EGA-8	A	N/A	24'-0 1/2"W X 68'H, STAIR, WOLF GORDON RAMPART RESOLVE, CUSTOM DIGITAL PRINT, 3D PRINTED CUSTOM SHAPES MECHANICALLY FASTENED ONTO SURFACE. TOTAL 5 EAGLES. WOLF GORDON RAMPART RESOLVE, CUSTOM DIGITAL PRINT.
EGA-9	A	N/A	46'W X 9'H, CLINICS, WOLF GORDON RAMPART RESOLVE, CUSTOM DIGITAL PRINT
EGA-10	A	N/A	62' 6"W X 9'H, CLINICS, WOLF GORDON RAMPART RESOLVE, CUSTOM DIGITAL PRINT
EGA-11.A	A	Y	10' 3 5/8" X 10'H, REHAB BAY, WOLF GORDON RAMPART RESOLVE, CUSTOM DIGITAL PRINT
EGA-11.B	A	Y	10' 3 5/8" X 10'H, REHAB BAY, WOLF GORDON RAMPART RESOLVE, CUSTOM DIGITAL PRINT
EGA-11.C	A	Y	10' 3 5/8" X 10'H, REHAB BAY, WOLF GORDON RAMPART RESOLVE, CUSTOM DIGITAL PRINT
EGA-12	A	Y	54' X 9', CLINICS, WOLF GORDON RAMPART RESOLVE, CUSTOM DIGITAL PRINT
EGA-13	A	Y	37' 6"W X 12'-4"H, MAIN ELEVATOR VESTIBULE, LOBBY, SEE ELEVATION FOR DETAIL, WOLF GORDON RAMPART RESOLVE, CUSTOM DIGITAL PRINT. 1" THICK LASERCUT ACRYLIC LETTERS WITH 1/8" THICK UNDERSIZED CLEAR ACRYLIC FLOATING BACKER. LETTER FACES ARE PAINTED WHITE WITH ACCENT PAINT ON THE RETURNS. ACCENT PAINT DIFFER FROM EACH FLOOR. SIGN IS MOUNTED FLUSH ON WALL USING VHB TAPE WITH SILICONE AS REQUIRED.
EGA-14	A	Y	18'W X 9'H, LDR TUB WALL, INPRO ASPEX, CUSTOM DIGITAL PRINT
EGA-15	A	Y	10'W X 2'H, LDR HEADWALL, WOLF GORDON RAMPART RESOLVE, CUSTOM DIGITAL PRINT
EGA-16	A	Y	18'W X 9'H, LDR TUB WALL, INPRO ASPEX, CUSTOM DIGITAL PRINT
EGA-17	A	Y	10'W X 2'H, LDR HEADWALL, WOLF GORDON RAMPART RESOLVE, CUSTOM DIGITAL PRINT
EGA-18	A	Y	18'W X 9'H, LDR TUB WALL, INPRO ASPEX, CUSTOM DIGITAL PRINT
EGA-19	A	Y	10'W X 2'H, LDR HEADWALL, WOLF GORDON RAMPART RESOLVE, CUSTOM DIGITAL PRINT
EGA-20	A	Y	18'W X 9'H, LDR TUB WALL, INPRO ASPEX, CUSTOM DIGITAL PRINT
EGA-21	A	Y	10'W X 2'H, LDR HEADWALL, WOLF GORDON RAMPART RESOLVE, CUSTOM DIGITAL PRINT
EGA-22	A	Y	10'W X 2'H, ARTWORK 1, ACUTE CARE HEADWALL, WOLF GORDON CLAIR, TYPE II, CUSTOM DIGITAL PRINT
EGA-23	A	Y	10'W X 2'H, ARTWORK 2, ACUTE CARE HEADWALL, WOLF GORDON CLAIR, TYPE II, CUSTOM DIGITAL PRINT
EGA-24	A	Y	10'W X 2'H, ARTWORK 3, ACUTE CARE HEADWALL, WOLF GORDON CLAIR, TYPE II, CUSTOM DIGITAL PRINT
EGA-25	A	Y	10'W X 2'H, ACUTE CARE HEADWALL, WOLF GORDON CLAIR, TYPE II, CUSTOM DIGITAL PRINT
EGA-26	A	Y	10'W X 2'H, ACUTE CARE HEADWALL, WOLF GORDON CLAIR, TYPE II, CUSTOM DIGITAL PRINT
EGA-27	A	Y	10'W X 2'H, ACUTE CARE HEADWALL, WOLF GORDON CLAIR, TYPE II, CUSTOM DIGITAL PRINT
EGA-28	A	Y	10'W X 2'H, ACUTE CARE HEADWALL, WOLF GORDON CLAIR, TYPE II, CUSTOM DIGITAL PRINT
EGA-29	A	Y	10'W X 2'H, ACUTE CARE HEADWALL, WOLF GORDON CLAIR, TYPE II, CUSTOM DIGITAL PRINT
EGA-30	A	Y	10'W X 2'H, ACUTE CARE HEADWALL, WOLF GORDON CLAIR, TYPE II, CUSTOM DIGITAL PRINT
EGA-31	A	Y	10'W X 2'H, ACUTE CARE HEADWALL, WOLF GORDON CLAIR, TYPE II, CUSTOM DIGITAL PRINT
EGA-32	A	Y	10'W X 2'H, ACUTE CARE HEADWALL, WOLF GORDON CLAIR, TYPE II, CUSTOM DIGITAL PRINT
EGA-33	A	Y	10'W X 2'H, ACUTE CARE HEADWALL, WOLF GORDON CLAIR, TYPE II, CUSTOM DIGITAL PRINT
EGA-34	A	Y	10'W X 2'H, ACUTE CARE HEADWALL, WOLF GORDON CLAIR, TYPE II, CUSTOM DIGITAL PRINT
EGA-35	A	Y	10'W X 2'H, ACUTE CARE HEADWALL, WOLF GORDON CLAIR, TYPE II, CUSTOM DIGITAL PRINT
EGA-36	A	Y	10'W X 2'H, ACUTE CARE HEADWALL, WOLF GORDON CLAIR, TYPE II, CUSTOM DIGITAL PRINT
EGA-37	A	Y	10'W X 2'H, ACUTE CARE HEADWALL, WOLF GORDON CLAIR, TYPE II, CUSTOM DIGITAL PRINT
EGA-38	A	Y	10'W X 2'H, ACUTE CARE HEADWALL, WOLF GORDON RAMPART WALL PROTECTION
EGA-39	A	Y	10'W X 2'H, ACUTE CARE HEADWALL, WOLF GORDON CLAIR, TYPE II, CUSTOM DIGITAL PRINT
EGA-40	A	Y	10'W X 2'H, ACUTE CARE HEADWALL, WOLF GORDON CLAIR, TYPE II, CUSTOM DIGITAL PRINT
EGA-41	A	Y	10'W X 2'H, ACUTE CARE HEADWALL, WOLF GORDON CLAIR, TYPE II, CUSTOM DIGITAL PRINT
EGA-42	A	Y	10'W X 2'H, ACUTE CARE HEADWALL, WOLF GORDON RAMPART WALL PROTECTION
EGA-43	A	Y	10'W X 2'H, ACUTE CARE HEADWALL, WOLF GORDON CLAIR, TYPE II, CUSTOM DIGITAL PRINT
EGA-44	A	Y	10'W X 2'H, ACUTE CARE HEADWALL, WOLF GORDON CLAIR, TYPE II, CUSTOM DIGITAL PRINT
EGA-45	A	Y	10'W X 2'H, ACUTE CARE HEADWALL, WOLF GORDON CLAIR, TYPE II, CUSTOM DIGITAL PRINT
EGA-46	A	Y	10'W X 2'H, ACUTE CARE HEADWALL, WOLF GORDON CLAIR, TYPE II, CUSTOM DIGITAL PRINT
EGA-47.A	A	Y	46'W X 11'H, WOLF GORDON RAMPART RESOLVE, CUSTOM DIGITAL PRINT, SEE ELEVATION FOR DETAIL. 1" THICK LASERCUT ACRYLIC LETTERS WITH 1/8" THICK UNDERSIZED CLEAR ACRYLIC FLOATING BACKER. LETTER FACES ARE PAINTED WHITE WITH ACCENT PAINT ON THE RETURNS. ACCENT PAINT DIFFER FROM EACH FLOOR. SIGN IS MOUNTED FLUSH ON WALL USING VHB TAPE WITH SILICONE AS REQUIRED.
EGA-47.B	A	Y	46' 3"W X 11'H, WOLF GORDON RAMPART RESOLVE, CUSTOM DIGITAL PRINT, SEE ELEVATION FOR DETAIL. 1" THICK LASERCUT ACRYLIC LETTERS WITH 1/8" THICK UNDERSIZED CLEAR ACRYLIC FLOATING BACKER. LETTER FACES ARE PAINTED WHITE WITH ACCENT PAINT ON THE RETURNS. ACCENT PAINT DIFFER FROM EACH FLOOR. SIGN IS MOUNTED FLUSH ON WALL USING VHB TAPE WITH SILICONE AS REQUIRED.
EGA-47.C	A	Y	40' 3"W X 11'H, WOLF GORDON RAMPART RESOLVE, CUSTOM DIGITAL PRINT, SEE ELEVATION FOR DETAIL. 1" THICK LASERCUT ACRYLIC LETTERS WITH 1/8" THICK UNDERSIZED CLEAR ACRYLIC FLOATING BACKER. LETTER FACES ARE PAINTED WHITE WITH ACCENT PAINT ON THE RETURNS. ACCENT PAINT DIFFER FROM EACH FLOOR. SIGN IS MOUNTED FLUSH ON WALL USING VHB TAPE WITH SILICONE AS REQUIRED.
EGA-47.D	A	Y	50'W X 11'H, WOLF GORDON RAMPART RESOLVE, CUSTOM DIGITAL PRINT, SEE ELEVATION FOR DETAIL. 1" THICK LASERCUT ACRYLIC LETTERS WITH 1/8" THICK UNDERSIZED CLEAR ACRYLIC FLOATING BACKER. LETTER FACES ARE PAINTED WHITE WITH ACCENT PAINT ON THE RETURNS. ACCENT PAINT DIFFER FROM EACH FLOOR. SIGN IS MOUNTED FLUSH ON WALL USING VHB TAPE WITH SILICONE AS REQUIRED.
EGA-48.A	A	Y	38' 2"W X 10' 4"H, WOLF GORDON RAMPART RESOLVE, CUSTOM DIGITAL PRINT, SEE ELEVATION FOR DETAIL. 1" THICK LASERCUT ACRYLIC LETTERS WITH 1/8" THICK UNDERSIZED CLEAR ACRYLIC FLOATING BACKER. LETTER FACES ARE PAINTED WHITE WITH ACCENT PAINT ON THE RETURNS. ACCENT PAINT DIFFER FROM EACH FLOOR. SIGN IS MOUNTED FLUSH ON WALL USING VHB TAPE WITH SILICONE AS REQUIRED.
EGA-48.B	A	Y	38'W X 10'H, WOLF GORDON RAMPART RESOLVE, CUSTOM DIGITAL PRINT, SEE ELEVATION FOR DETAIL. 1" THICK LASERCUT ACRYLIC LETTERS WITH 1/8" THICK UNDERSIZED CLEAR ACRYLIC FLOATING BACKER. LETTER FACES ARE PAINTED WHITE WITH ACCENT PAINT ON THE RETURNS. ACCENT PAINT DIFFER FROM EACH FLOOR. SIGN IS MOUNTED FLUSH ON WALL USING VHB TAPE WITH SILICONE AS REQUIRED.
EGA-48.C	A	Y	37' 8"W X 11' 4"H, WOLF GORDON RAMPART RESOLVE, CUSTOM DIGITAL PRINT, SEE ELEVATION FOR DETAIL. 1" THICK LASERCUT ACRYLIC LETTERS WITH 1/8" THICK UNDERSIZED CLEAR ACRYLIC FLOATING BACKER. LETTER FACES ARE PAINTED WHITE WITH ACCENT PAINT ON THE RETURNS. ACCENT PAINT DIFFER FROM EACH FLOOR. SIGN IS MOUNTED FLUSH ON WALL USING VHB TAPE WITH SILICONE AS REQUIRED.
EGA-49.A	A	Y	28' 10"W X 10'H, WOLF GORDON RAMPART RESOLVE, CUSTOM DIGITAL PRINT, SEE ELEVATION FOR DETAIL. 1" THICK LASERCUT ACRYLIC LETTERS WITH 1/8" THICK UNDERSIZED CLEAR ACRYLIC FLOATING BACKER. LETTER FACES ARE PAINTED WHITE WITH ACCENT PAINT ON THE RETURNS. ACCENT PAINT DIFFER FROM EACH FLOOR. SIGN IS MOUNTED FLUSH ON WALL USING VHB TAPE WITH SILICONE AS REQUIRED.
EGA-49.B	A	Y	28' 6"W X 10'H, WOLF GORDON RAMPART RESOLVE, CUSTOM DIGITAL PRINT, SEE ELEVATION FOR DETAIL. 1" THICK LASERCUT ACRYLIC LETTERS WITH 1/8" THICK UNDERSIZED CLEAR ACRYLIC FLOATING BACKER. LETTER FACES ARE PAINTED WHITE WITH ACCENT PAINT ON THE RETURNS. ACCENT PAINT DIFFER FROM EACH FLOOR. SIGN IS MOUNTED FLUSH ON WALL USING VHB TAPE WITH SILICONE AS REQUIRED.
EGA-49.C	A	Y	28' 6"W X 10'H, WOLF GORDON RAMPART RESOLVE, CUSTOM DIGITAL PRINT, SEE ELEVATION FOR DETAIL. 1" THICK LASERCUT ACRYLIC LETTERS WITH 1/8" THICK UNDERSIZED CLEAR ACRYLIC FLOATING BACKER. LETTER FACES ARE PAINTED WHITE WITH ACCENT PAINT ON THE RETURNS. ACCENT PAINT DIFFER FROM EACH FLOOR. SIGN IS MOUNTED FLUSH ON WALL USING VHB TAPE WITH SILICONE AS REQUIRED.
EGA-49.D	A	Y	28'W X 10'H, WOLF GORDON RAMPART RESOLVE, CUSTOM DIGITAL PRINT, SEE ELEVATION FOR DETAIL. 1" THICK LASERCUT ACRYLIC LETTERS WITH 1/8" THICK UNDERSIZED CLEAR ACRYLIC FLOATING BACKER. LETTER FACES ARE PAINTED WHITE WITH ACCENT PAINT ON THE RETURNS. ACCENT PAINT DIFFER FROM EACH FLOOR. SIGN IS MOUNTED FLUSH ON WALL USING VHB TAPE WITH SILICONE AS REQUIRED.
EGA-50	A	Y	33' 8"W X 9'H, CLINICS, WOLF GORDON RAMPART RESOLVE, CUSTOM DIGITAL PRINT
EGA-51	A	Y	15' 8 1/4"W X 9'H, CLINICS, WOLF GORDON RAMPART RESOLVE, CUSTOM DIGITAL PRINT
EGA-52	A	Y	12' 5 1/2"W X 9'H, CLINICS, WOLF GORDON RAMPART RESOLVE, CUSTOM DIGITAL PRINT
EGA-53	A	Y	7'-5"W X 9'H, CLINICS, WOLF GORDON RAMPART RESOLVE, CUSTOM DIGITAL PRINT
EGA-54	A	Y	20' 5"W X 9'H, CLINICS, WOLF GORDON RAMPART RESOLVE, CUSTOM DIGITAL PRINT
EGA-55.A	A	N/A	TRIBAL SEAL, 3'DIA, 2" DEEP REVERSE CHANNEL ALUM. CIRCLE SHAPE, PAINTED BLACK ON ALL SIDES WITH DIGITALLY PRINTED GRAPHIC ON THE SIGN FACE. SEAL IS PIN MOUNTED FLUSH ONTO THE WALL.
EGA-55.B	A	N/A	TRIBAL SEAL, 3'DIA, 2" DEEP REVERSE CHANNEL ALUM. CIRCLE SHAPE, PAINTED BLACK ON ALL SIDES WITH DIGITALLY PRINTED GRAPHIC ON THE SIGN FACE. SEAL IS PIN MOUNTED FLUSH ONTO THE WALL.

GENERAL SHEET NOTES

STYLE
A = ENVIORMENTAL GRAPHIC
B = SCULPTURE
C = FRAMED PRINT
E = ORGINAL PIECE

ABBREVIATIONS
SCLP = SCULPTURE
EGA = ENVIORMENTAL GRAPHIC...
FA = FRAMED ART

IHS Whiteriver Hospital

200 W Hospital Drive
Whiteriver, Arizona, 85941

IHS Project #: 131445
IHS Contract #: 75H70123R00008
IHS Award Date: 02/02/2024

BASED ON PROGRAM OF REQUIREMENTS DATED [03/26/22], POR AMENDMENT DATED [02/03/25], AND ON SCHEMATIC DRAWINGS APPROVED [11/19/24].

SMITHGROUP

455 NORTH THIRD STREET
SUITE 250
PHOENIX, AZ 85004
602.265.2200
smithgroup.com

ISSUED FOR	DATE
BID ADDENDUM-F	09JUN26
FINAL CONSTRUCTION DOCUMENTS	05MAR26

SEALS AND SIGNATURES

REGISTERED ARCHITECT
CERTIFICATE NO.
60546
MATTHEW C. HESS
Date Signed 06/09/26
ARIZONA, U.S.A.
EXPIRES 09/30/27

EXPERIENTIAL GRAPHICS SCHEDULE

Drawn By: Venuto Sieting
Checked By: Sachleben
14904.000

PROJECT NUMBER

CD

AG8.1.0

SHEET NUMBER

Plot Date: 6/9/2026 9:51:26 AM Venuto Sieting