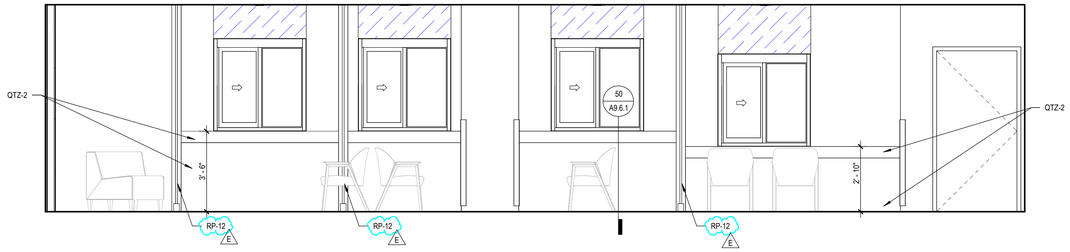

66 PHARMACY CONTROL & PATIENT REGISTRATION - NORTH
SCALE: 3/8" = 1'-0"

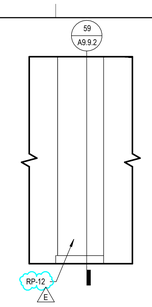

34 PHARMACY REGISTRATION - WEST
SCALE: 3/8" = 1'-0"

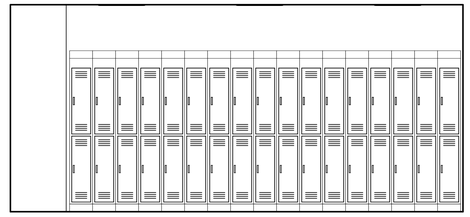

26 PHARMACY, LOCKERS - EAST
SCALE: 3/8" = 1'-0"

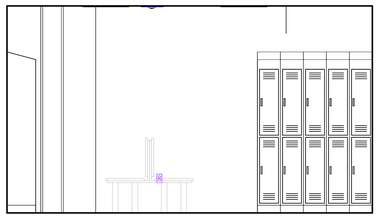

68 PHARMACY, LOCKERS - SOUTH
SCALE: 3/8" = 1'-0"

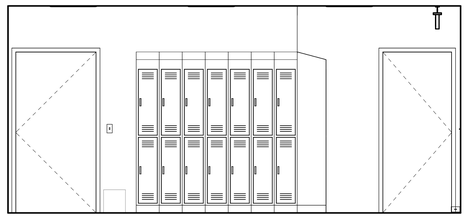

52 PHARMACY, LOCKERS - WEST
SCALE: 3/8" = 1'-0"

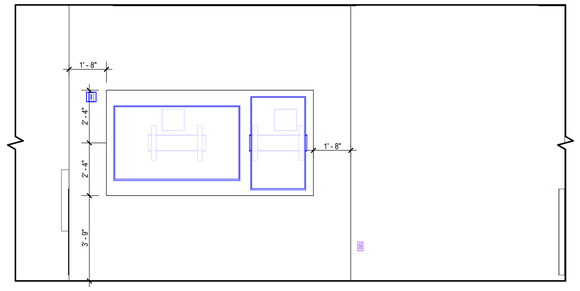

28 PHARMACY - WEST
SCALE: 3/8" = 1'-0"



72 MAIN LOBBY FEATURE WALL - A
SCALE: 3/8" = 1'-0"

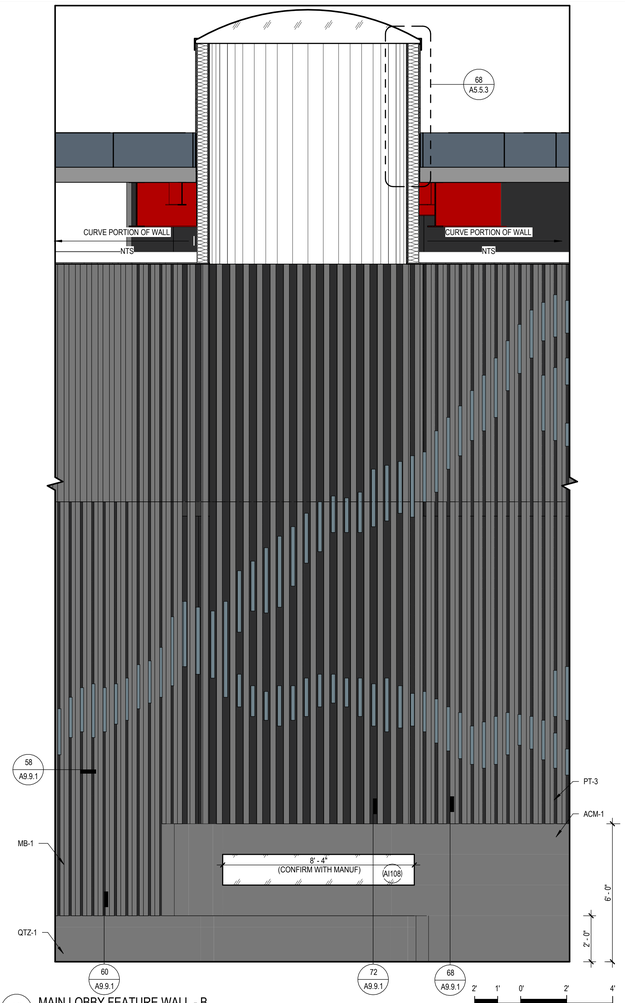

48 MAIN LOBBY FEATURE WALL - B
SCALE: 3/8" = 1'-0"

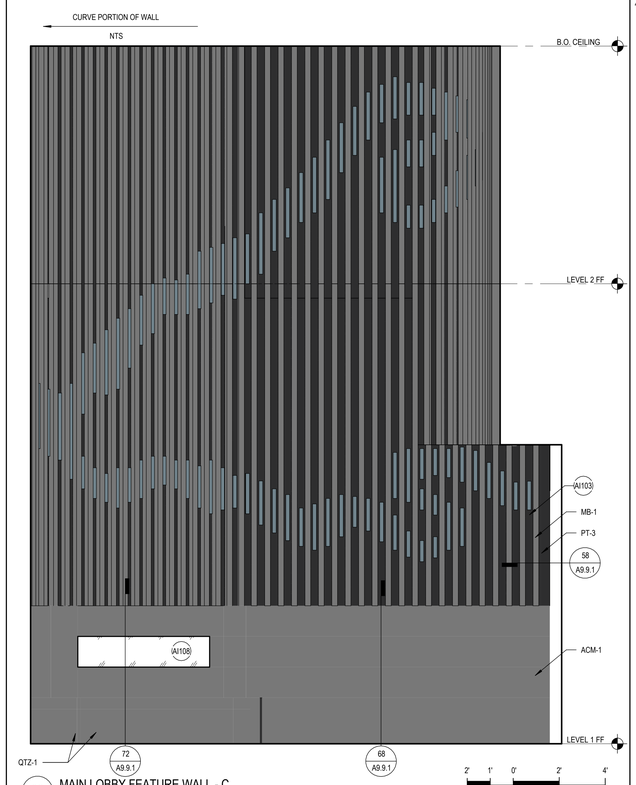

32 MAIN LOBBY FEATURE WALL - C
SCALE: 3/8" = 1'-0"

GRAPHIC LEGEND

- 0 HOUR SMOKE PARTITION
- 1 HOUR FIRE RESISTANCE RATING
- 1 HOUR FIRE / SMOKE BARRIER
- 2 HOUR FIRE RESISTANCE RATING
- LEAD-LINED PARTITION

GENERAL SHEET NOTES

A. REFER TO THE A0.1 SERIES SHEETS FOR ARCHITECTURAL GENERAL NOTES, DRAWING, REFERENCE AND MATERIAL SYMBOLS, ABBREVIATIONS, AS WELL AS DIMENSIONING CONVENTIONS USED ON THIS SHEET.

B. REFER TO AND COORDINATE WITH STRUCTURAL, MECHANICAL, PLUMBING, AND ELECTRICAL FOR ADDITIONAL INFORMATION NOT SHOWN ON THIS SHEET.

C. REFER TO THE LIFE SAFETY PLANS IN THE G2.X SERIES SHEETS FOR FIRE RESISTIVE CONSTRUCTION REQUIREMENTS.

D. REFER TO THE A0.2 SERIES SHEETS FOR TYPICAL TOILET ROOM MOUNTING HEIGHTS AND STALL CONFIGURATION DIAGRAMS NOT SHOWN ON THIS SHEET.

E. PROVIDE TYPE 'A' BACKING PLATES FOR ALL SURFACE MOUNTED TOILET ACCESSORIES. REFER TO BACKING PLATE SCHEDULE IN THE A9.2.1 & A9.2.3 SERIES SHEETS FOR INSTALLATION REQUIREMENTS.

F. THE PURPOSE OF THE DRAWINGS ON THIS SHEET IS TO ILLUSTRATE THE OVERALL CONFIGURATION OF ALL ITEMS OF ALL TRADES OCCURRING ON THE INTERIOR ELEVATIONS. LOCATIONS OF ELEMENTS SHOWN ON ELECTRICAL, MECHANICAL, AND PLUMBING DRAWINGS ARE SCHEMATIC AND THE DIMENSIONS SHOWN HERE TAKE PRECEDENCE.

G. REFER TO Q DRAWINGS FOR MEDICAL EQUIPMENT.

H. REFER TO THE 'AI' SERIES SHEETS FOR INTERIOR FINISH AND WALL PROTECTION INFORMATION.

I. REFER TO THE 'AF' SERIES SHEETS FOR FURNITURE INFORMATION.

J. ALL CASEWORK FINISHES TO BE PL-1 AND SS-3 U.N.O.

K. ALL SPACES WITH A SINGLE LIGHT FIXTURE IS TO BE CENTERED WITHIN THAT SPACE U.N.O.

L. REFER TO A8.0.1 - A8.0.3 FOR HEADWALL ELEVATIONS

M. REFER TO AI.1.1 FOR TYPICAL TILE FINISHING CONDITIONS.

N. REFER TO 'AR' SERIES FOR BLOCKING LOCATIONS AT ARTWORK.

O. WHEN APPLICABLE ALIGN ALL GYP. CONTROL JOINTS WITH DOOR FRAMES OR OTHER VERTICAL ELEMENTS.

P. REFER TO 'E' SERIES FOR ELECTRICAL AND LIGHT FIXTURE INFORMATION.

SHEET KEYNOTES

AI103 — RP-1 DIRECT ADHERED ART FINS. FINS TO BE 2 "W X 2"D X CUSTOM NOMINAL DIM. L. FIN LENGTHS ARE CONCEPTUAL. NO SHORTER THAN 1 '-0 AND NO LARGER THAN 4' -6". VARIATION IN SIZE IS INTENDED TO DEPICT A RIVER MOTIF. LENGTH OF FINS TO BE FINALIZED IN SHOP DRAWINGS WITH ARCHITECTURAL APPROVAL

AI108 — ELECTRIC FIREPLACE - DIMPLEX IGNITE XL WITH DRIFTWOOD AND RIVER ROCK

IHS Whiteriver Hospital

200 W Hospital Drive
Whiteriver, Arizona, 85941

IHS Project #: 131445
IHS Contract #: 75H70123R00008
IHS Award Date: 02/02/2024

BASED ON PROGRAM OF REQUIREMENTS DATED [**03/26/22**], POR AMENDMENT DATED [**02/03/25**], AND ON SCHEMATIC DRAWINGS APPROVED [**11/19/24**].

SMITHGROUP

455 NORTH THIRD STREET
SUITE 250
PHOENIX, AZ 85004
602.265.2200
smithgroup.com

ISSUED FOR	DATE
BID ADDENDUM-E	28MAY26
BID ADDENDUM-A	16APR26
FINAL CONSTRUCTION DOCUMENTS	23JAN26

SEALS AND SIGNATURES

REGISTERED ARCHITECT
CERTIFICATE NO.
60546
MATTHEW C. HESS
05/26/26
RENEWAL DATE
ARIZONA, U.S.A.
EXPIRES 09/30/27

THIS SHEET IS INTENDED TO BE PRINTED IN COLOR

INTERIOR ELEVATIONS

Drawn By: Tomasi
Checked By: Robinson
14904.000

PROJECT NUMBER

CD

A8.1.3

SHEET NUMBER

Plot Date: 5/26/2026 4:34:12 PM Tomasi

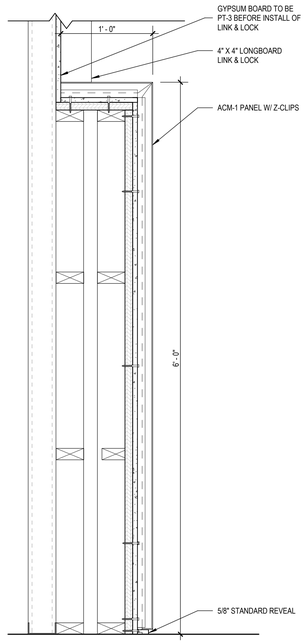

68 FIREPLACE MANTEL
SCALE: 1 1/2" = 1'-0"

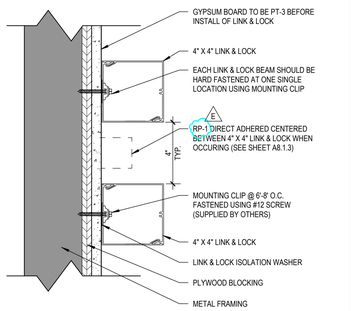

58 LINK & LOCK WALL SYSTEM
SCALE: 3" = 1'-0"

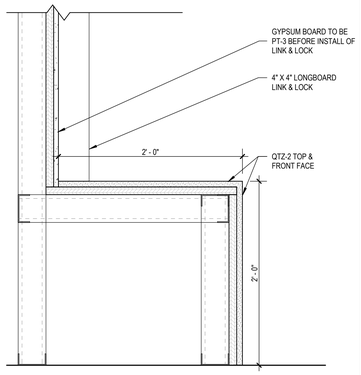

60 FIREPLACE LEDGE
SCALE: 1 1/2" = 1'-0"

PEDIGRID INSERT STYLES

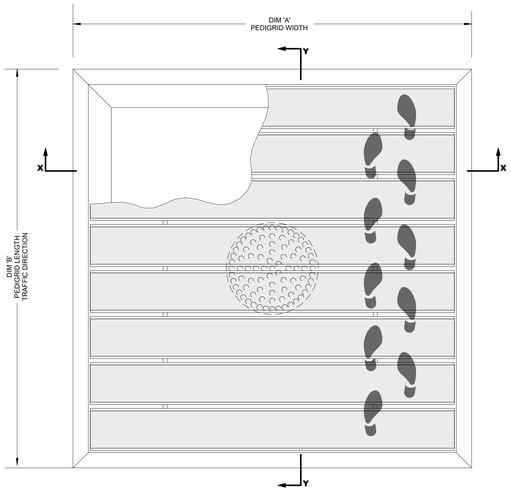

TYPICAL PLAN VIEW

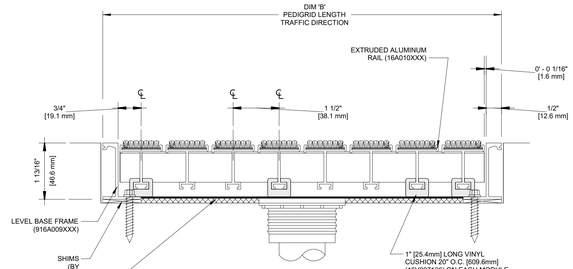

SECTION Y-Y

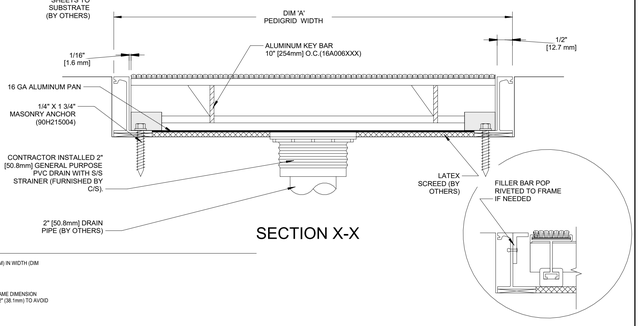

SECTION X-X

NOTES:

*ALL SURFACES IN CONTACT WITH MASONRY ARE TO RECEIVE A COAT OF ZINC CHROMATE PRIMER

*PLEASE VERIFY TRAFFIC DIRECTION

*GRIDS OVER STRUCTURES @ 32" O.C. TO SUPPORT A MAX LOAD OF 300 LBS PER SQ FT. ALL GRIDS WITH LEVEL BASE FRAME TO SUPPORT A 400 LB. ROLLOING LOAD. LARGER LOADING MAY BE ACCOMMODATED. CONTACT C/S SALES WITH SPECIFIC LOADING REQUIREMENTS.

*MAX. SINGLE GRID SIZE NOT TO EXCEED 12'-0" (3.66M) IN WIDTH (DIM "A") & 3'-0" (.91M) IN LENGTH T.D. (DIM "B").

* DUE TO 1 1/2" MODULE OF PEDIGRID, INSIDE OF FRAME DIMENSION SHOULD BE CHANGED ONLY IN INCREMENTS OF 1 1/2" (38.1mm) TO AVOID THE USE OF FILLER BARS.

*ADDITIONAL SPECIFICATIONS ARE CONTAINED IN THE LATEST C/S CATALOG OR AT C-SGROUP.COM AND ARE CONSIDERED PART OF THIS TRANSMITTAL.

44 G1 RECESSED LEVEL BASE WITH DRAIN PAN
SCALE: 6" = 1'-0"

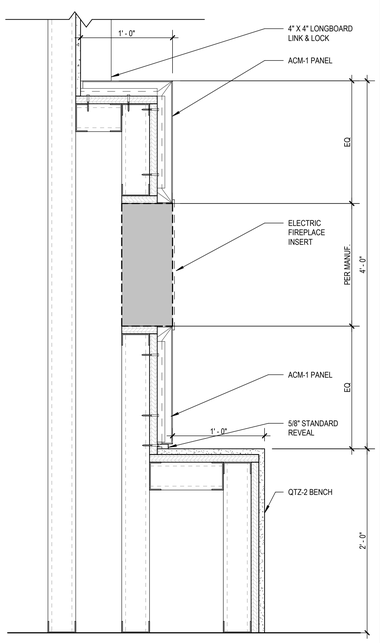

72 FIREPLACE
SCALE: 1 1/2" = 1'-0"

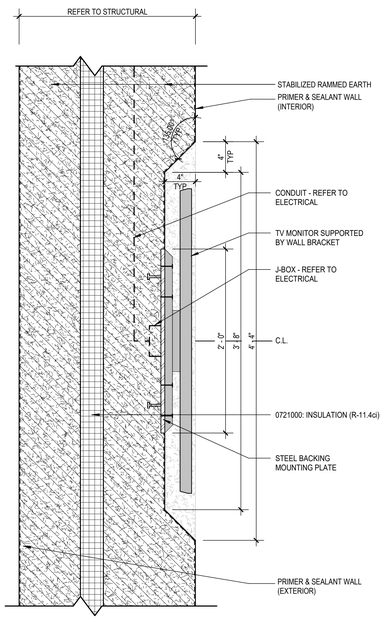

56 RAMMED EARTH - RECESSSED NICHE
SCALE: 1 1/2" = 1'-0"

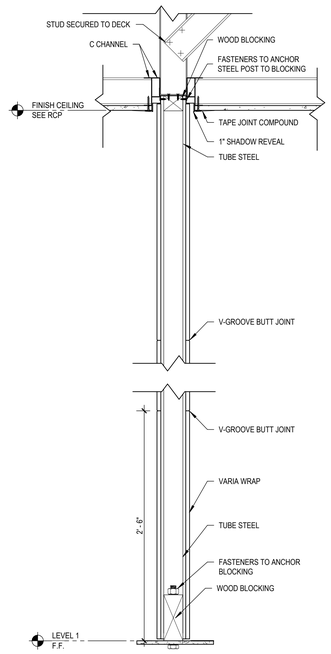

48 SERVERY ART FINS
SCALE: 1 1/2" = 1'-0"

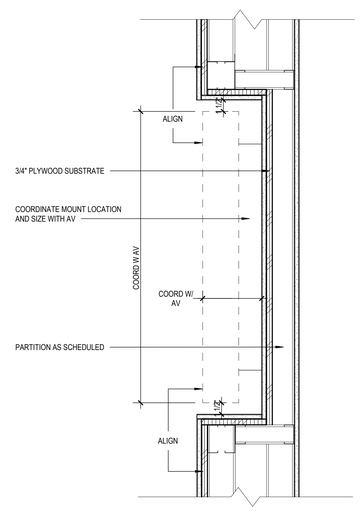

32 TV ALCOVE SECTION
SCALE: 1 1/2" = 1'-0"

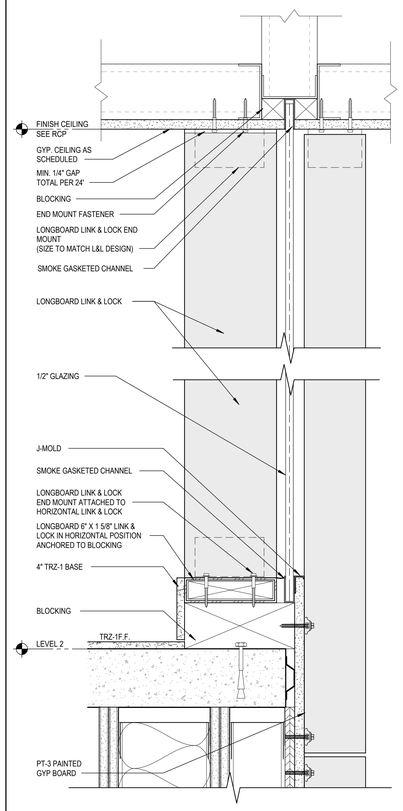

24 LINK & LOCK OPEN JOINT WALL
SCALE: 3" = 1'-0"

Hagen
5/26/2026 4:35:06 PM
Plot Date:

IHS Whiteriver Hospital

200 W Hospital Drive
Whiteriver, Arizona, 85941

IHS Project #: 131445
IHS Contract #: 75H70123R00008
IHS Award Date: 02/02/2024

BASED ON PROGRAM OF REQUIREMENTS DATED [**03/26/22**], POR AMENDMENT DATED [**02/03/25**], AND ON SCHEMATIC DRAWINGS APPROVED [**11/19/24**].

SMITHGROUP

455 NORTH THIRD STREET
SUITE 250
PHOENIX, AZ 85004
602.265.2200
smithgroup.com

ISSUED FOR	DATE
BID ADDENDUM-E	28MAY26
BID ADDENDUM-A	16APR26
FINAL CONSTRUCTION DOCUMENTS	23JAN26

SEALS AND SIGNATURES

REGISTERED ARCHITECT
CERTIFICATE NO.
60546
MATTHEW C. HESS
05/28/26
RENEWAL DATE
ARIZONA, U.S.A.
EXPIRES 09/30/27

MISCELLANEOUS INTERIOR DETAILS

Drawn By: Hagen
Checked By: Delasotta
14904.000
PROJECT NUMBER

CD
SHEET NUMBER
A9.9.1

1 LEVEL 1 - CLINICAL LAB
SCALE: 1/4" = 1'-0"

Shimada

5/27/2026 9:26:40 AM

Plot Date:

IHS Whiteriver Hospital

200 W Hospital Drive
Whiteriver, Arizona, 85941

IHS Project #: 131445
IHS Contract #: 75H70123R00008
IHS Award Date: 02/02/2024

BASED ON PROGRAM OF REQUIREMENTS DATED [**03/26/22**], POR AMENDMENT DATED [**02/03/25**], AND ON SCHEMATIC DRAWINGS APPROVED [**11/19/24**].

SMITHGROUP

455 NORTH THIRD STREET
SUITE 250
PHOENIX, AZ 85004
602.265.2200
smithgroup.com

ISSUED FOR	DATE
BID ADDENDUM-E	28MAY26
BID ADDENDUM-A	16APR26
FINAL CONSTRUCTION DOCUMENTS	23JAN26

SEALS AND SIGNATURES

REGISTERED ARCHITECT
CERTIFICATE NO.
60546
MATTHEW C. HESS
06-26-26
EXPIRES 09/30/27

KEYPLAN

NORTH

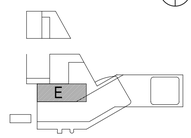

ENLARGED PLAN - 1B
CASEWORK AND LAB ACCESSORIES

Drawn By: Shimada
Checked By: Pollio

14904.000

PROJECT NUMBER

CD

SHEET NUMBER

AQ7.2