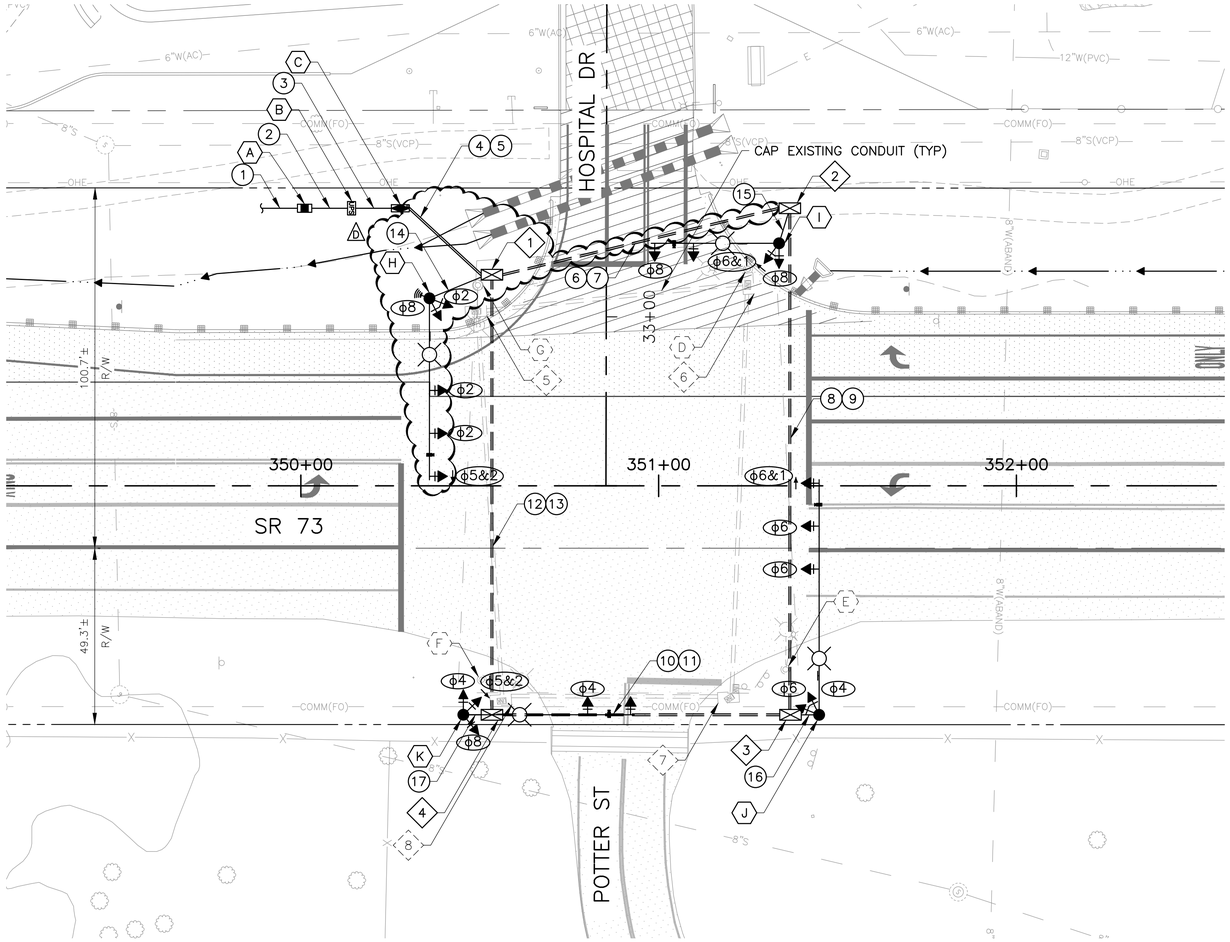

PHASING SCHEMATIC

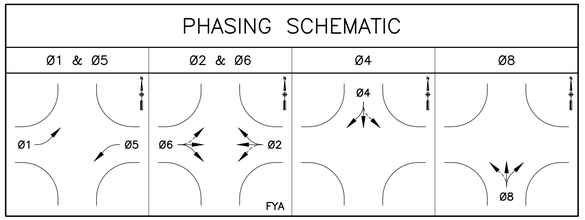

LEGEND

EXISTING	NEW	DESCRIPTION
		TRAFFIC SIGNAL CONDUIT
		NO 7 PULLBOX
		METER PEDESTAL
		CONTROLLER CABINET W/ FOUNDATION
		UNINTERRUPTIBLE POWER SUPPLY
		TRAFFIC SIGNAL FOUNDATION
		TRAFFIC SIGNAL INDICATION
		CELLULAR MODEM
		VIDEO DETECTION
		METRO STREET NAME SIGN

D3-1(overhead);
1.50" Radius, 0.50" Border, White on Green;
"SR 73", C 50% spacing;

D3-1(overhead);

1.50" Radius, 0.50" Border, White on Green;
Arrow 6" Type D1 - 180°;
"Hospital", C 50% spacing; "Dr", C;

1.50" Radius, 0.50" Border, White on Green;
"Potter", C 50% spacing; "St", C;
Arrow 6" Type D1 - 0°;

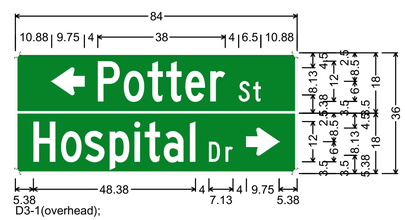

D3-1(overhead);

1.50" Radius, 0.50" Border, White on Green;
Arrow 6" Type D1 - 180°;
"Potter", C 50% spacing; "St", C;

1.50" Radius, 0.50" Border, White on Green;
"Hospital", C 50% spacing; "Dr", C;
Arrow 6" Type D1 - 0°;

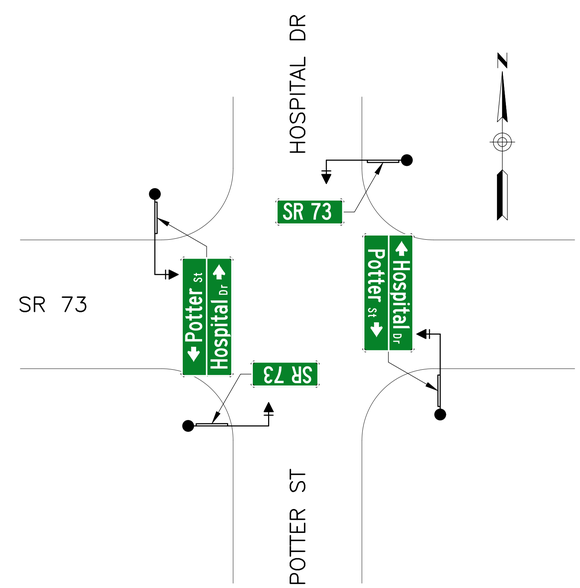

METRO SIGN LAYOUT

0' 10' 20' 40'
SCALE: 1"=20'

Contact Arizona 811 at least two full working days before you begin excavation
ARIZONA811
Call 811 or click Arizona811.com

IHS Whiteriver Hospital

200 W Hospital Drive
Whiteriver, Arizona, 85941

IHS Project #: 131445
IHS Contract #: 75H70123R00008
IHS Award Date: 02/02/2024

BASED ON PROGRAM OF REQUIREMENTS DATED [03/26/22], POR AMENDMENT DATED [02/03/25], AND ON SCHEMATIC DRAWINGS APPROVED [11/19/24].

SMITHGROUP

455 NORTH THIRD STREET
SUITE 250
PHOENIX, AZ 85004
602.265.2200
smithgroup.com

DIBBLE

1626 NORTH LITCHFIELD RD
SUITE 150
GOODYEAR, AZ 85395
623.935.2258
dibblecorp.com

ISSUED FOR	DATE
BID ADDENDUM-D	20MAY26
FINAL CONSTRUCTION DOCUMENTS	05MAR26

SEALS AND SIGNATURES

Registered Professional Engineer (Civil)
CERTIFICATE NO. 53736
IAN B. MOWRY
Date Signed 05/18/26
Not Valid Without Seal

SHEET TITLE
TRAFFIC SIGNAL PLAN

DRAWN BY: GIESELMAN
CHECKED BY: MOWRY

PROJECT NUMBER
CD
PHASE

RD7.1
SHEET NUMBER

G:\2024\1024034_IHS_WHITERIVER\CAD\24034-TS
5/18/2026 11:26 AM
Plot Date:

EQUIPMENT SCHEDULE

CABINET	TYPE	EQUIPMENT	FOUNDATION	LOCATION	REMARKS
(A) METER	METER SERVICE PEDESTAL T.S. 3–5	FULLY METERED SERVICE	T.S. 2–6	STA 349+99 76.47' LT	CONSTRUCT NEW FOUNDATION FURNISH & INSTALL PEDESTAL W/ METER PER ADOT DETAILS, SPECS, & APL
(B) UPS	UPS T.S. 3–13	STAND ALONE CABINET W/ UPS SYSTEM FOR CIRCUITS	T.S. 2–7	STA 350+13 75.72' LT	CONSTRUCT NEW FOUNDATION FURNISH & INSTALL CABINET W/ UPS PER ADOT DETAILS, SPECS, & APL
(C) CONTROLLER, PEC	CONTROLLER CABINET T.S. 3–9	TYPE IV W/ ELEVATOR BASE MPS–8Ø MENU–DRIVEN ECONOLITE COBALT W/ LCD DISPLAY, PEC, & 20–AMP FUSED LIGHTING CONTACTOR	T.S. 2–4	STA 350+25 76.60' LT	CONSTRUCT NEW FOUNDATION FURNICH & INSTALL CABINET W/ CONTROLLER & APPURTENANCES PER ADOT DETAILS, SPECS, & APL

POLES		MAST ARMS		SIGNALS		FND	PED PB W/ SIGN	LOCATION	REMARKS
ID	TYPE	SIGNAL	LUMIN.	MTG.	FACE				
(D) SWC: EXISTING Q POLE W/20' LMA	Q T.S. 4–13	–	–	–	–	–	–	–	REMOVE SIGNAL POLE WITH LUMINAIRE MAST ARM REMOVE SIGNAL FOUNDATION, BACKFILL & COMPACT VOID
(E) NWC: EXISTING R POLE W/20' LMA	R T.S. 4–15	–	–	–	–	–	–	–	REMOVE SIGNAL POLE WITH LUMINAIRE MAST ARM REMOVE SIGNAL FOUNDATION, BACKFILL & COMPACT VOID
(F) NEC: EXISTING Q POLE W/20' LMA	Q T.S. 4–13	–	–	–	–	–	–	–	REMOVE SIGNAL POLE WITH LUMINAIRE MAST ARM REMOVE SIGNAL FOUNDATION, BACKFILL & COMPACT VOID
(G) SEC: EXISTING R POLE W/20' LMA	R T.S. 4–15	–	–	–	–	–	–	–	REMOVE SIGNAL POLE WITH LUMINAIRE MAST ARM REMOVE SIGNAL FOUNDATION, BACKFILL & COMPACT VOID
(H) NWC: R POLE W/15' LMA & 50' SMA, METRO SIGN, VDC, RA, 12', 12', ϕ8, ϕ5&2, ϕ2, ϕ2, ϕ2	(D) R T–SL 4–15	50'	15'	II II II VII	G F F F/F	(D) R T–SL 4–15	–	(D) STA 350+36 52.42' LT	FURNISH & INSTALL TRAFFIC SIGNAL POLE, MAST ARMS, EQUIPMENT, METRO SIGN, AND FOUNDATION PER ADOT DETAILS AND APL
(I) NEC: Q POLE W/15' LMA & 30' SMA, METRO SIGN, VDC, 12', ϕ8, ϕ8, ϕ1&6, ϕ8	Q T–SL 4–13	30'	15'	II VII	F G/F	Q T–SL 4–13	–	STA 351+34 67.80' LT	FURNISH & INSTALL TRAFFIC SIGNAL POLE, MAST ARMS, EQUIPMENT, METRO SIGN, AND FOUNDATION PER ADOT DETAILS AND APL
(J) SEC: W POLE W/15' LMA & 65' SMA, VDC, METRO SIGN, 12', 12', ϕ4, ϕ1&6, ϕ6, ϕ6, ϕ6	W T–SL 4–17	65'	15'	II II II VII	G F F F/F	W T–SL 4–17	–	STA 351+45 64.03' RT	FURNISH & INSTALL TRAFFIC SIGNAL POLE, MAST ARMS, EQUIPMENT, METRO SIGN, AND FOUNDATION PER ADOT DETAILS AND APL
(K) SWC: R POLE W/15' LMA & 45' SMA, ϕ5&2, METRO SIGN, VDC, ϕ4, ϕ4, ϕ4, ϕ8, 12'	R T–SL 4–15	45'	15'	II II VII V	F F F/G F	R T–SL 4–15	–	STA 350+45 64.00' RT	FURNISH & INSTALL TRAFFIC SIGNAL POLE, MAST ARMS, EQUIPMENT, METRO SIGN, AND FOUNDATION PER ADOT DETAILS AND APL

PULL BOX SCHEDULE

NO	TYPE	LOCATION	REMARKS
1	NO 7 W/ EXT T.S. 1–2	(D) STA 350+53 59' LT	FURNISH & INSTALL
2	NO 7 W/ EXT T.S. 1–2	STA 351+37 76' LT	FURNISH & INSTALL
3	NO 7 W/ EXT T.S. 1–2	STA 351+37 64' RT	FURNISH & INSTALL
4	NO 7 W/ EXT T.S. 1–2	STA 350+53 64' RT	FURNISH & INSTALL
5	NO 7 W/ EXT T.S. 1–2	STA 350+49 49' LT	REMOVE, BACKFILL & COMPACT VOID
6	NO 7 W/ EXT T.S. 1–2	STA 351+25 57' LT	REMOVE, BACKFILL & COMPACT VOID
7	NO 7 W/ EXT T.S. 1–2	STA 351+20 59' RT	REMOVE, BACKFILL & COMPACT VOID
8	NO 7 W/ EXT T.S. 1–2	STA 350+56 60' RT	REMOVE, BACKFILL & COMPACT VOID

ENGINEER'S NOTES:

1. THE STATION/OFFSET OF ALL EQUIPMENT IS REFERENCED TO THE CENTROID OF FOUNDATION FROM THE SR 73 CONST ℄.
2. THE CONTRACTOR SHALL FURNISH AND INSTALL W23–2 (36"X36", "NEW TRAFFIC PATTERN AHEAD") SIGNS WITH FLAGS AND TYPE B WARNING LIGHTS MOUNTED ON AN EMBEDDED POST 500 FEET UPSTREAM OF EACH STOP BAR FOR ALL AFFECTED APPROACHES FOR A DURATION OF 30 CALENDAR DAYS. AFTER 30 CALENDAR DAYS, THE CONTRACTOR SHALL BE RESPONSIBLE FOR REMOVING THE SIGNS, POSTS, AND ANY CORRESPONDING HARDWARE.

EQUIPMENT NOTES:

1. INSTALL ALL TRAFFIC SIGNAL & LIGHTING POLES PER POLE MANUFACTURER'S RECOMMENDATIONS AND ADOT STANDARD SPECIFICATIONS FOR ROAD AND BRIDGE CONSTRUCTION.
2. CONTRACTOR TO FURNISH AND INSTALL AN EMERGENCY VEHICLE PRE–EMPTION SYSTEM (MAKE: OPTICOM, MODEL: 722 WITH 764 MULTIMODE PHASE SELECTOR).
3. THE CONTRACTOR SHALL FURNISH AND INSTALL LED LUMINAIRE HORIZONTAL MOUNT (LED TYPE 25L), REFER TO ADOT APL SECTION 736 FOR APPROVED FIXTURES.
4. THE CONTRACTOR SHALL FURNISH AND INSTALL A CRADLEPOINT R1900 CELLULAR ROUTER MANUFACTURED BY ERICSSON WITH BOSCH CAMERA AND GPS ANTENNA.
5. THE CONTRACTOR SHALL FURNISH AND INSTALL A VIDEO DETECTION SYSTEM WITH CAMERAS FOR EACH APPROACH. THE SYSTEM SHALL BE VANTAGE NEXT MANUFACTURED BY ITERIS.
6. CONTRACTOR SHALL SUBMIT THE TIMING CARD TO ADOT FOR REVIEW AT LEAST TWO WEEKS PRIOR TO INSTALLATION AND OPERATION.
7. CONTRACTOR SHALL PROVIDE A SHOP DRAWING OF THE IISNS FOR APPROVAL PRIOR TO ORDERING MATERIALS.
8. THE CONTRACTOR SHALL FURNISH AND INSTALL A PHOTO ELECTRONIC CONTOL UNIT ON THE CONTROLLER CABINET FOR AUTOMATIC CONTROL OF THE TRAFFIC SIGNAL LUMINAIRES, REFER TO ADOT APL SECTION 736 FOR PRODUCT SELECTION.
9. THE CONTRACTOR SHALL FURNISH AND INSTALL, AT LOCATIONS DIRECTED BY THE ADOT NE DISTRICT TRAFFIC SIGNAL SUPERVISOR, TWO ePMP 1000 INTEGRATED RADIOS, MANUFACTURED BY CAMBIUM NETWORKS, WITH POE, POWER SUPPLY, ASTRO BRACKET, AND MOUNTING TUBES.

Contact Arizona 811 at least two full working days before you begin excavation
ARIZONA811
Call 811 or click Arizona811.com

IHS Whiteriver Hospital
200 W Hospital Drive
Whiteriver, Arizona, 85941

IHS Project #: 131445
IHS Contract #: 75H70123R00008
IHS Award Date: 02/02/2024

BASED ON PROGRAM OF REQUIREMENTS DATED [03/26/22], POR AMENDMENT DATED [02/03/25], AND ON SCHEMATIC DRAWINGS APPROVED [11/19/24].

SMITHGROUP
455 NORTH THIRD STREET
SUITE 250
PHOENIX, AZ 85004
602.265.2200
smithgroup.com

DIBBLE
1626 NORTH LITCHFIELD RD
SUITE 150
GOODYEAR, AZ 85395
623.935.2258
dibblecorp.com

ISSUED FOR	DATE
BID ADDENDUM-D	20MAY26
FINAL CONSTRUCTION DOCUMENTS	05MAR26

SEALS AND SIGNATURES

Registered Professional Engineer (Civil) CERTIFICATE NO. 53736 IAN B. MOWRY Date Signed 05/18/26 ARIZONA U.S.A.

SHEET TITLE
TRAFFIC SIGNAL EQUIPMENT SCHEDULE

DRAWN BY: GIESELMAN
CHECKED BY: MOWRY

PROJECT NUMBER
PHASE: CD
SHEET NUMBER: RD7.2

G:\2024\1024034_IHS_WHITERIVER\CAD\24034-TS
Plot Date: 5/18/2026 11:27 AM