A764 TYPICAL ASSEMBLY

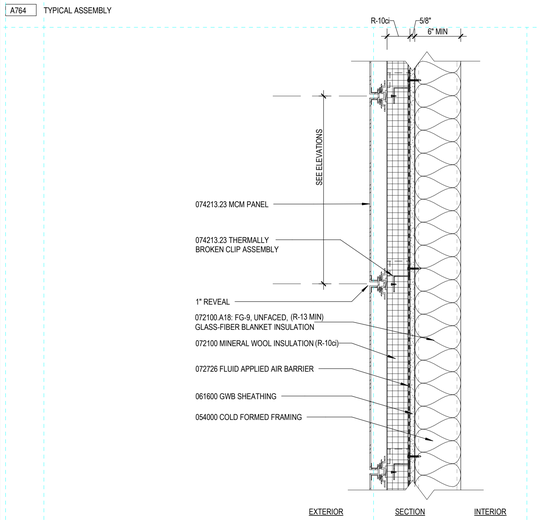

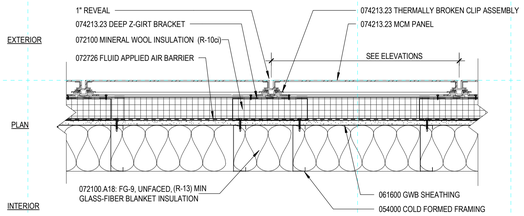

A764 EXTERIOR WALL ASSEMBLY
METAL PANEL CLAD
METAL COMPOSITE WALL PANEL (MCM)
COLD FORMED FRAMING WITH EXTERIOR SHEATHING

A454 TYPICAL ASSEMBLY
A454A CORREGATED PROFILE
A454B 2HR RATED EXTERIOR WALL (REFER TO BUILDING SECTIONS)

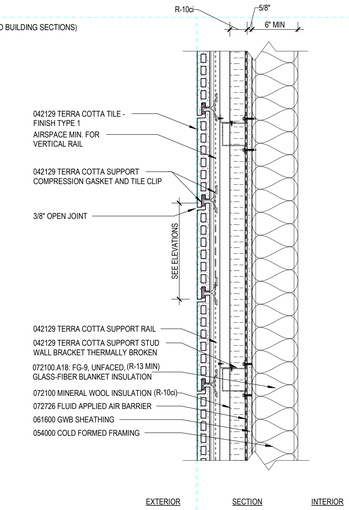

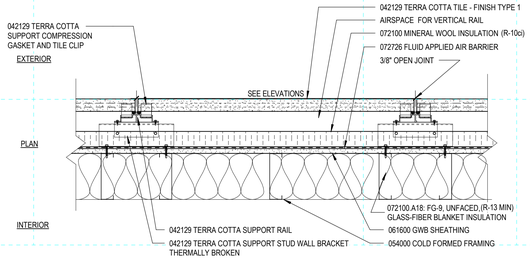

A454 EXTERIOR WALL ASSEMBLY
MASONRY CLAD
TERRA COTTA PANEL
COLD FORMED FRAMING WITH EXTERIOR SHEATHING

A414 TYPICAL ASSEMBLY
A414A 1HR RATED EXTERIOR WALL (REFER TO BUILDING SECTIONS)
A414B 2HR RATED EXTERIOR WALL (REFER TO BUILDING SECTIONS)

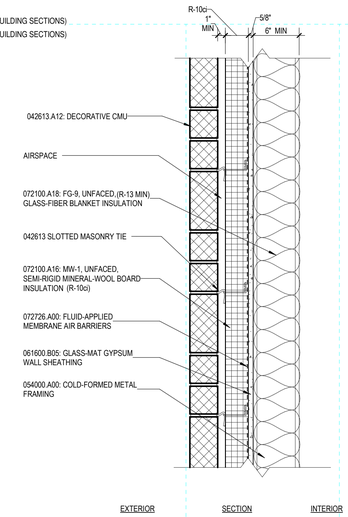

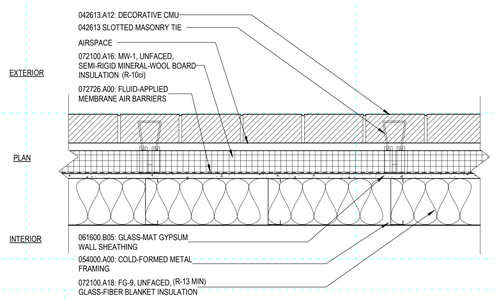

A414 EXTERIOR WALL ASSEMBLY
MASONRY CLAD
FACE BRICK - RUNNING BOND - FINISH #1
COLD FORMED FRAMING WITH EXTERIOR SHEATHING

A011 TYPICAL ASSEMBLY - EXTERIOR EXPOSED CONCRETE

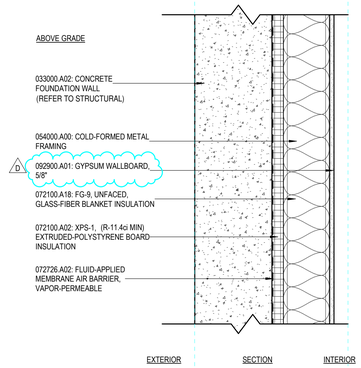

*EXPOSED CONCRETE REFER TO EXTERIOR ELEVATIONS

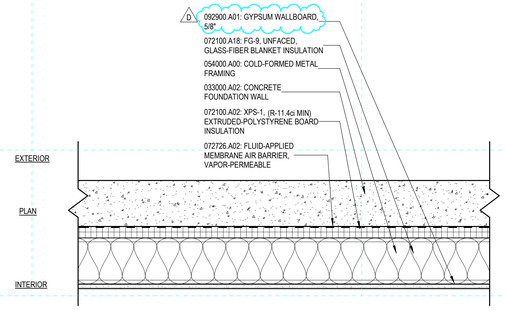

A011 ABOVE GRADE WALL ASSEMBLY
NO CLADDING
INTERIOR INSULATION
CAST-IN-PLACE CONCRETE

X110 TYPICAL ASSEMBLY

A. LOCATIONS: PUNCHED WINDOWS; SEE NOTES ON PLANS AND ELEVATIONS
B. CAPPED HORIZONTAL & VERTICAL MULLIONS
C. 1/4" SINGLE PAYNE NON-INSULATED GLASS (SEE ELEVATIONS FOR GLASS TYPES)
D. CLOSED ENDS
E. SNGLE SEALANT LINE AT PERIMETER AND INTERIOR PERIMETER SEAL
F. REINFORCING MAY BE REQUIRED
G. NON-THERMALLY BROKEN DOORS WITH PERIMETER FRAMING AND ALL HARDWARE REQUIRED FOR A COMPLETE AND CODE COMPLIANT ASSEMBLY. (SEE DRAWINGS + SPECIFICATIONS FOR ADD'L INFO)
H. SEE SPECIFICATIONS FOR PERFORMANCE CRITERIA
I. CAPPED PERIMETER MULLIONS

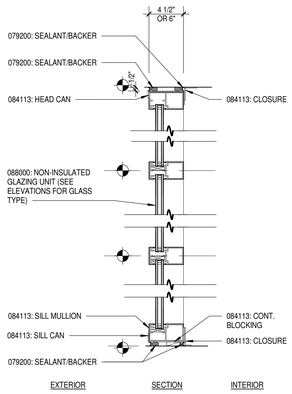

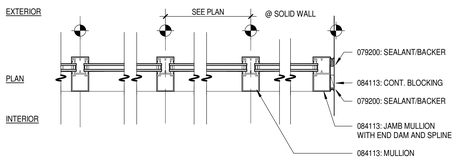

X110 CW-2 - STOREFRONT
CAPTURED SYSTEM
INTERIOR USE ONLY

X212 TYPICAL ASSEMBLY WITH 7 1/2" DEEP SYSTEM

A. LOCATIONS: ATRIUM AND ENTRANCE AREAS
B. CAPPED PERIMETER MULLIONS
C. 1" IGU (SEE ELEVATIONS FOR GLASS TYPES)
D. CLOSED ENDS
E. DOUBLE SEALANT LINE AT PERIMETER AND INTERIOR PERIMETER SEAL
F. REINFORCING MAY BE REQUIRED
G. THERMALLY BROKEN DOORS WITH PERIMETER FRAMING AND ALL HARDWARE REQUIRED FOR A COMPLETE AND CODE COMPLIANT ASSEMBLY. (SEE DRAWINGS + SPECIFICATIONS FOR ADD'L INFO)
H. SEE SPECIFICATIONS FOR PERFORMANCE CRITERIA
I. SHADOW BOXES W/ ANODIZED ALUMINUM METAL BACK PANS
J. SHADOW BOXES TO BE VENTED PER SPECIFICATIONS
K. CURTAIN WALL ANCHORAGE SHOWN IN DETAIL IS TYPICAL CONFIGURATION ONLY. VERIFY SECTION DETAILS FOR OTHER ANCHORAGE TYPES AND CONFIGURATIONS.

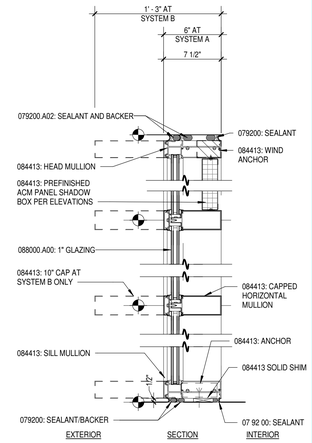

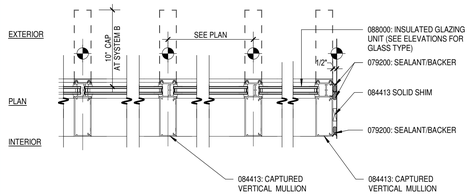

X212 CURTAIN WALL
4 SIDED CAPTURED SYSTEM @ PERIMETER
EXTERIOR GLAZED

B041 TYPICAL ASSEMBLY - RETAINING WALL CONDITIONS

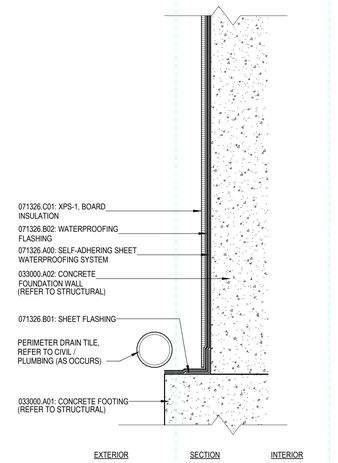

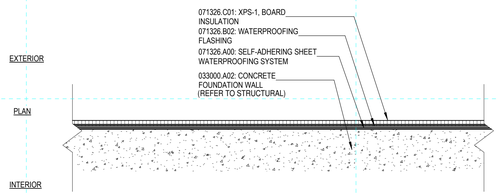

B041 BELOW GRADE WALL ASSEMBLY
NO CLADDING
WATERPROOFING / PROTECTION COURSE / DRAINBOARD
CAST-IN-PLACE CONCRETE

B011 TYPICAL ASSEMBLY - BASEMENT CONDITIONS

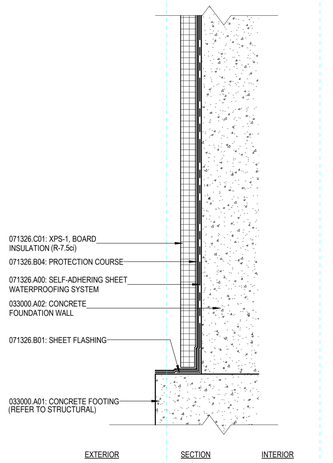

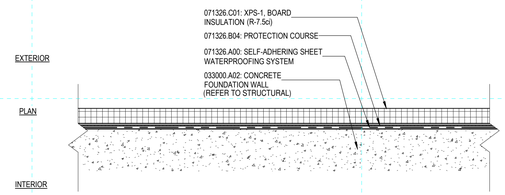

B011 BELOW GRADE WALL ASSEMBLY
NO CLADDING
WATERPROOFING / PROTECTION COURSE / XPS INSULATION
CAST-IN-PLACE CONCRETE

IHS Whiteriver Hospital
200 W Hospital Drive
Whiteriver, Arizona, 85941

IHS Project #: 131445
IHS Contract #: 75H70123R00008
IHS Award Date: 02/02/2024

BASED ON PROGRAM OF REQUIREMENTS DATED [**03/26/22**], POR AMENDMENT DATED [**02/03/25**], AND ON SCHEMATIC DRAWINGS APPROVED [**11/19/24**].

SMITHGROUP
455 NORTH THIRD STREET
SUITE 250
PHOENIX, AZ 85004
602.265.2200
smithgroup.com

ISSUED FOR	DATE
BID ADDENDUM-D	20MAY26
FINAL CONSTRUCTION DOCUMENTS	23JAN26

SEALS AND SIGNATURES

REGISTERED ARCHITECT CERTIFICATE NO. 60546 MATTHEW C. HESS 05/20/26 ARIZONA, U.S.A.
EXPIRES 09/30/27

EXTERIOR WALL ASSEMBLIES

Drawn By: SG
Checked By: SG
14904.000
PROJECT NUMBER

CD
SHEET NUMBER
A5.0.10

SG
5/18/2026 1:26:58 PM
Plot Date:

A022 TYPICAL ASSEMBLY

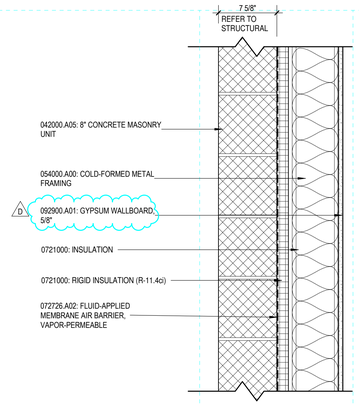

*CUSTOM CMU PATTERN - REFER TO EXTERIOR ELEVATIONS (AS OCCURS)

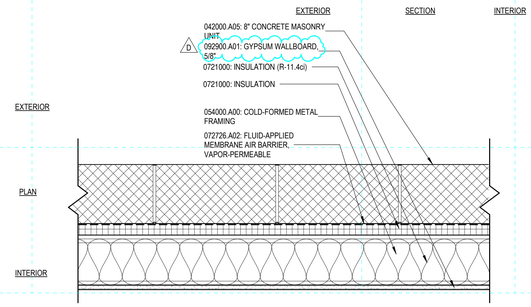

A022 EXTERIOR WALL ASSEMBLY
INTERIOR FURRING W/ INSULATION

A030 TYPICAL ASSEMBLY - RIGID INSULATION CORE (EXTERIOR)
A030A VARIABLE A - RAMMED EARTH MASS / UNINSULATED (INTERIOR)

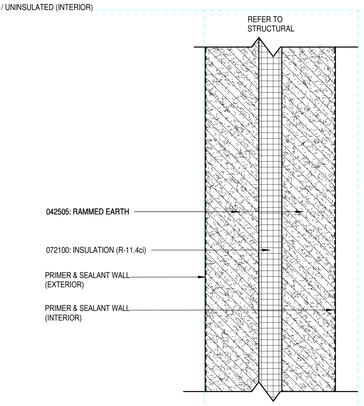

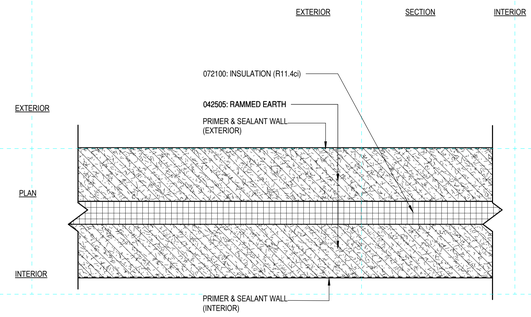

A030 EXTERIOR WALL ASSEMBLY
W/ RIGID INSULATION CORE

IHS Whiteriver Hospital

200 W Hospital Drive
Whiteriver, Arizona, 85941

IHS Project #:	131445
IHS Contract #:	75H70123R00008
IHS Award Date:	02/02/2024

BASED ON PROGRAM OF REQUIREMENTS DATED [**03/26/22**], POR AMENDMENT DATED [**02/03/25**], AND ON SCHEMATIC DRAWINGS APPROVED [**11/19/24**].

SMITHGROUP

455 NORTH THIRD STREET
SUITE 250
PHOENIX, AZ 85004
602.265.2200
smithgroup.com

ISSUED FOR	DATE
BID ADDENDUM-D	20MAY26
FINAL CONSTRUCTION DOCUMENTS	23JAN26

SEALS AND SIGNATURES

REGISTERED ARCHITECT
CERTIFICATE NO.
60546
MATTHEW C. HESS
05/20/26
ARIZONA, U.S.A.
EXPIRES 09/30/27

EXTERIOR WALL ASSEMBLIES

Drawn By: SG Checked By: SG

PROJECT NUMBER 14904.000

CD **A5.0.11**
SHEET NUMBER

Plot Date: 5/18/2026 1:27:29 PM SG

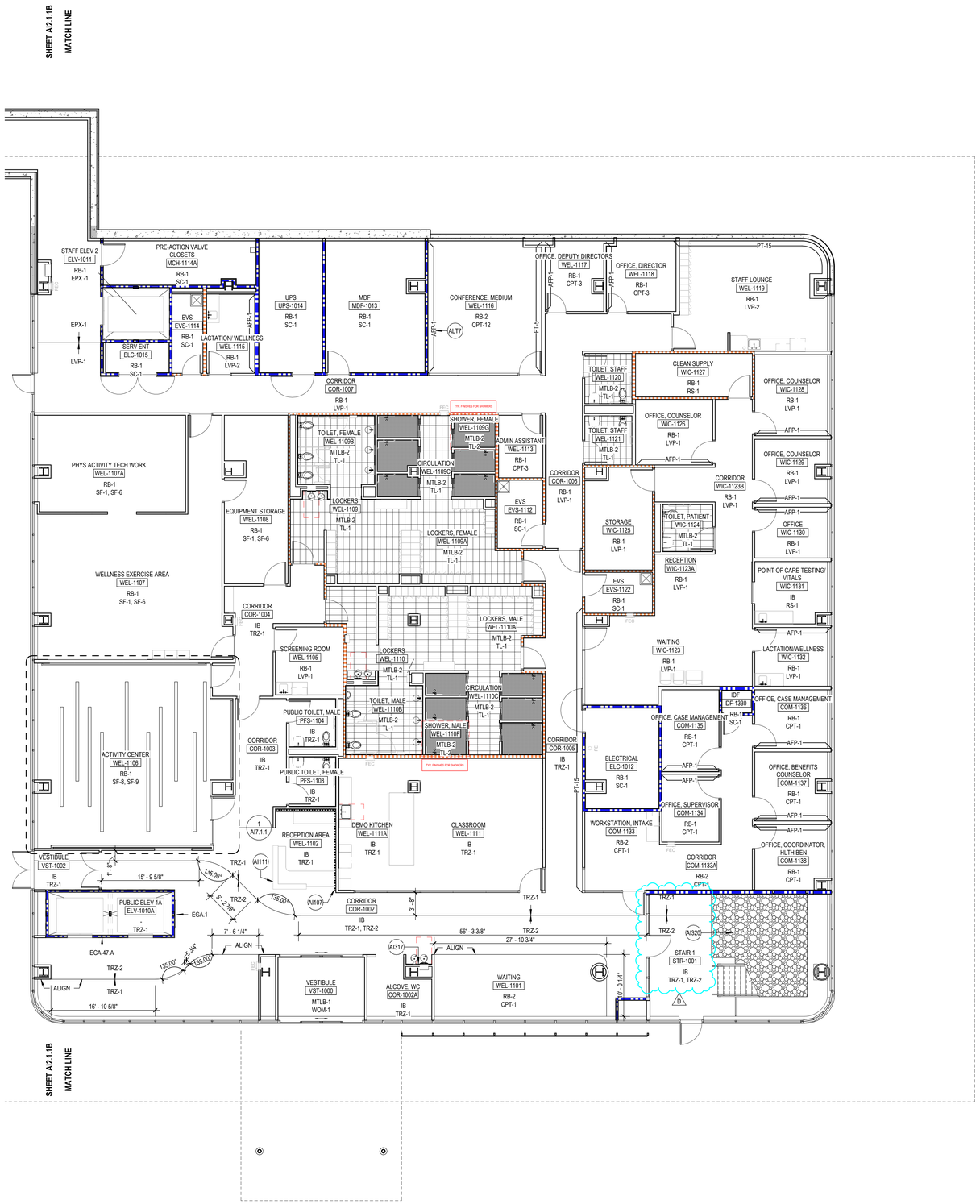

LEVEL 1 - INTERIOR FINISH PLAN - AREA A

SCALE: 1/8" = 1'-0"

PROJECT NORTH

0 30' 60' 90'

GRAPHIC SCALE: 1" = 30' - 0"

GRAPHIC LEGEND

Room Name / 101 — ROOM NAME / ROOM NUMBER

Base / Floor — BASE FINISH / FLOOR FINISH

XXX-X — WALL ACCENT FINISH. REFER TO AI1 SERIES

EGA - # — EXPERIENTIAL GRAPHICS LOCATION. REFER TO AG8 SERIES FOR MORE INFORMATION

XXX-X / XXX-X — FLOOR TRANSITION TYPE. REFER TO AI1 SERIES

TYP. XXX FOR XXX — RED DASHED CALLOUT TO INDICATE A TYPICAL FINISH OR DIMENSIONAL APPLICATION FOR A INDICATED ROOM TYPE

FLOOR PATTERN LEGEND

TL-1

TL-2

GENERAL SHEET NOTES

A. REFER TO THE A0.X SERIES SHEETS FOR ARCHITECTURAL GENERAL NOTES, DRAWING, REFERENCE AND MATERIAL SYMBOLS, ABBREVIATIONS, AS WELL AS DIMENSIONING CONVENTIONS USED ON THIS SHEET.

B. REFER TO AND COORDINATE WITH STRUCTURAL, MECHANICAL AND ELECTRICAL DRAWINGS FOR ADDITIONAL INFORMATION NOT SHOWN ON THIS SHEET.

C. REFER TO THE A8.X SERIES SHEETS FOR ADDITIONAL INFORMATION NOT SHOWN ON THIS SHEET.

D. REFER TO AI1 SERIES FOR APPLIED FINISH SCHEDULE AND FINISH SPECIFICATION INFORMATION.

E. REFER TO TYPICAL ROOMS AS INDICATED ON PLANS FOR FINISH APPLICATION IN THOSE ROOM TYPES.

F. REFER TO A3, A7 AND A8 SERIES FOR ADDITIONAL FINISH INFORMATION NOT FOUND ON AI SERIES.

G. ALL FLOORING MATERIALS TO MEET AT CENTER OF DOORWAY, U.N.O.

H. ALL FLOORING TO CONTINUE UNDER CASEWORK TO TOEKICK, SINK APRONS, WASTE RECEPTACLES, OR UNDER OPEN COUNTERS TO WALLS.

I. REFER TO AI1 SERIES FOR BASE AND TRANSITION SPECIFICATION INFORMATION.

J. FLOORING BASE IS TO BE AVOIDED WHERE GLASS OR METAL IS INSTALLED.

K. TERRAZZO CONTROL JOINTS REQUIRED IN ADDITION TO THOSE CALLED OUT ON DRAWINGS ARE TO BE APPROVED BY ARCHITECT.

L. ALL WALLS RECEIVING SPECIALTY WALL FINISH ARE TO BE LEVEL 5 FINISH.

M. ALL WALLS TO BE PAINTED PT-1 U.N.O

N. ALL WET AREAS ARE TO RECIEVE SEMI-GLOSS PAINT FINISH IN COLORS SPECIFIED. REFER TO SPECIFICATIONS FOR MORE INFORMATION.

O. ALL WOODGRAIN TO RUN VERTICAL, U.N.O.

P. ALL INTERIOR FINISHES ARE TO COMPLY WITH CLASS A REQUIREMENTS IN ACCORDANCE WITH CURRENT IBC SECTION 800.

SHEET KEYNOTES

AI107	MB-1, LONGBOARD LINK & LOCK WALL SYSTEM
AI111	CUSTOM QUARTZ DESK
AI317	REFER TO A8.5.2/36 FOR TYP. TILE INSTALLATION
AI320	ASSORTMENT OF LOCAL ROCKS AT STAIR BASE PLATFORM
ALT7	ADD OPTION 07: ACOUSTICAL PANELS IN CONFERENCE ROOMS

IHS Whiteriver Hospital

200 W Hospital Drive
Whiteriver, Arizona, 85941

IHS Project #: 131445
IHS Contract #: 75H70123R00008
IHS Award Date: 02/02/2024

BASED ON PROGRAM OF REQUIREMENTS DATED [**03/26/22**], POR AMENDMENT DATED [**02/03/25**], AND ON SCHEMATIC DRAWINGS APPROVED [**11/19/24**].

SMITHGROUP

455 NORTH THIRD STREET
SUITE 250
PHOENIX, AZ 85004
602.265.2200
smithgroup.com

ISSUED FOR	DATE
BID ADDENDUM-0	20MAY26
FINAL CONSTRUCTION DOCUMENTS	23JAN26

SEALS AND SIGNATURES

REGISTERED ARCHITECT CERTIFICATE NO. 00546 MATTHEW C. HESS Date Signed 09/30/22 ARIZONA, U.S.A. EXPIRES 09/30/27

KEYPLAN

NORTH

A

LEVEL 1 (LOWER GROUND) - FINISH FLOOR PLAN - AREA A

Drawn By: Hagen
Checked By: Delasotta
14904.000

PROJECT NUMBER

CD

SHEET NUMBER

AI2.1.1A

Plot Date: 5/19/2026 4:25:41 PM Hagen