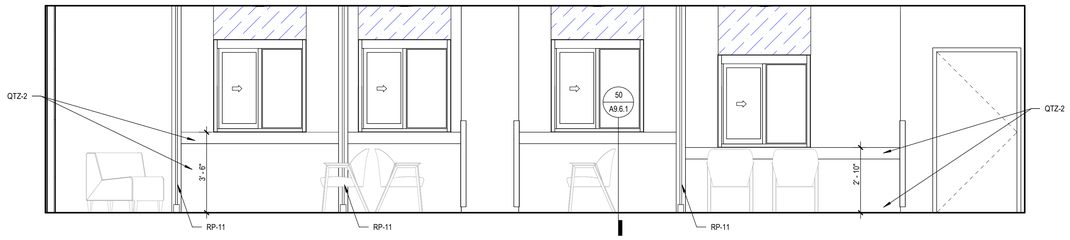

66 PHARMACY CONTROL & PATIENT REGISTRATION - NORTH
SCALE: 3/8" = 1'-0"

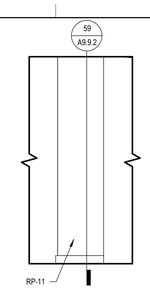

34 PHARMACY REGISTRATION - WEST
SCALE: 3/8" = 1'-0"

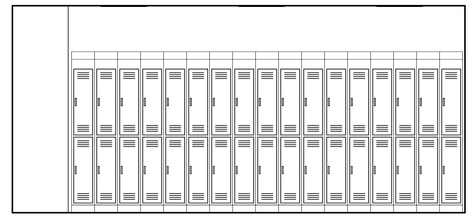

26 PHARMACY, LOCKERS - EAST
SCALE: 3/8" = 1'-0"

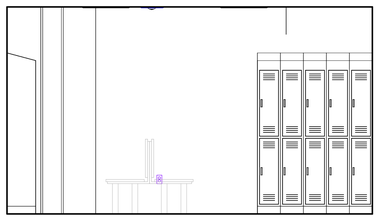

68 PHARMACY, LOCKERS - SOUTH
SCALE: 3/8" = 1'-0"

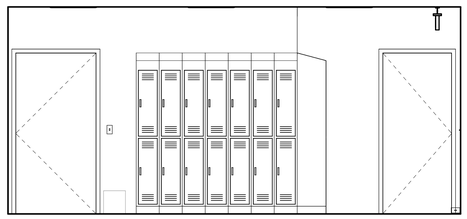

52 PHARMACY, LOCKERS - WEST
SCALE: 3/8" = 1'-0"

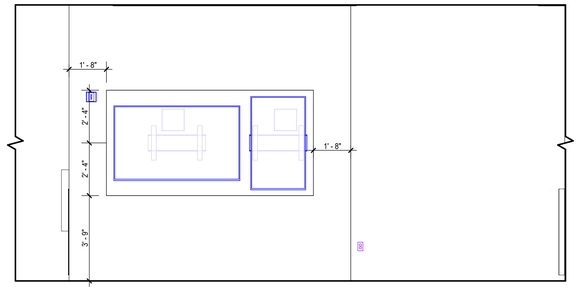

28 PHARMACY - WEST
SCALE: 3/8" = 1'-0"



72 MAIN LOBBY FEATURE WALL - A
SCALE: 3/8" = 1'-0"

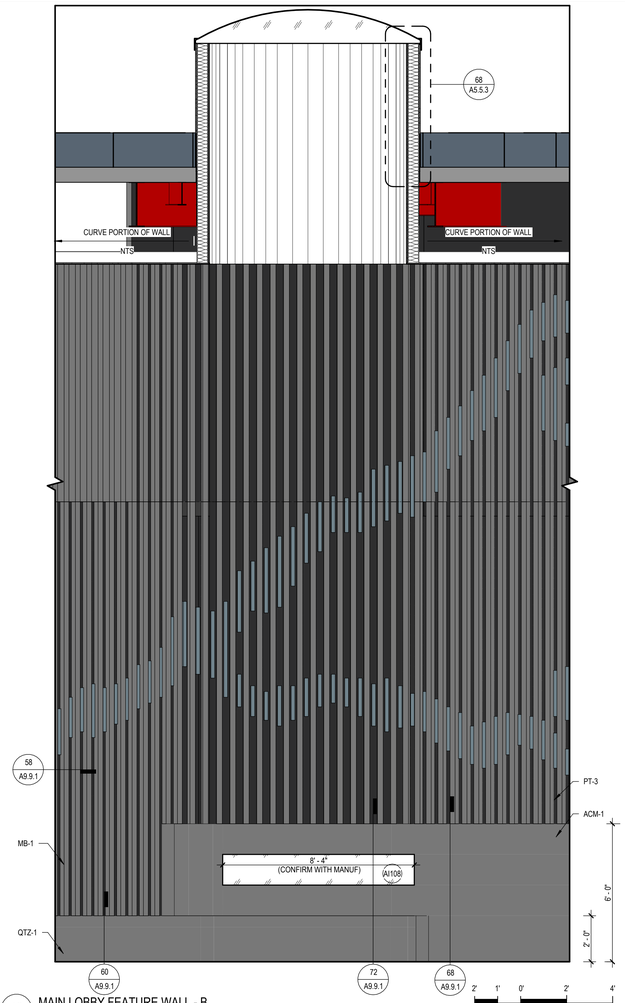

48 MAIN LOBBY FEATURE WALL - B
SCALE: 3/8" = 1'-0"

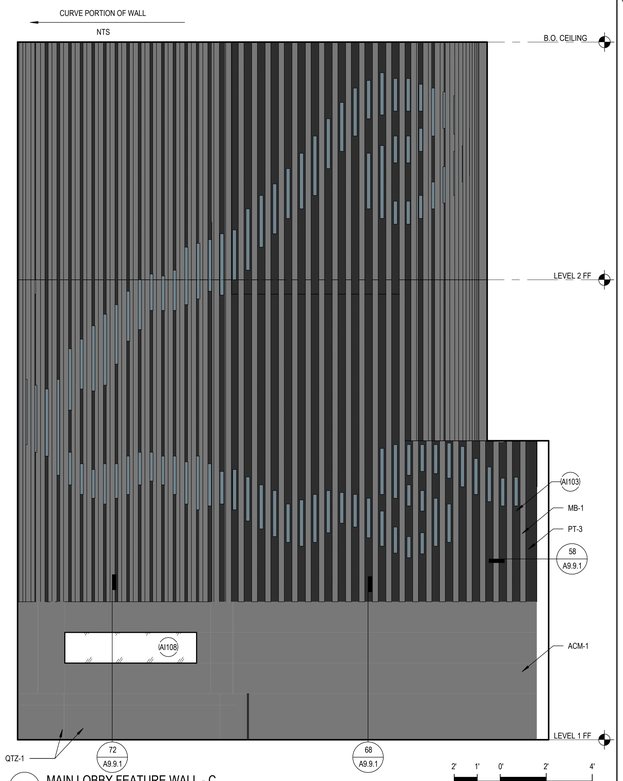

32 MAIN LOBBY FEATURE WALL - C
SCALE: 3/8" = 1'-0"

GRAPHIC LEGEND

- 0 HOUR SMOKE PARTITION
- 1 HOUR FIRE RESISTANCE RATING
- 1 HOUR FIRE / SMOKE BARRIER
- 2 HOUR FIRE RESISTANCE RATING
- LEAD-LINED PARTITION

GENERAL SHEET NOTES

A. REFER TO THE A0.1 SERIES SHEETS FOR ARCHITECTURAL GENERAL NOTES, DRAWING, REFERENCE AND MATERIAL SYMBOLS, ABBREVIATIONS, AS WELL AS DIMENSIONING CONVENTIONS USED ON THIS SHEET.

B. REFER TO AND COORDINATE WITH STRUCTURAL, MECHANICAL, PLUMBING, AND ELECTRICAL FOR ADDITIONAL INFORMATION NOT SHOWN ON THIS SHEET.

C. REFER TO THE LIFE SAFETY PLANS IN THE G2.X SERIES SHEETS FOR FIRE RESISTIVE CONSTRUCTION REQUIREMENTS.

D. REFER TO THE A0.2 SERIES SHEETS FOR TYPICAL TOILET ROOM MOUNTING HEIGHTS AND STALL CONFIGURATION DIAGRAMS NOT SHOWN ON THIS SHEET.

E. PROVIDE TYPE 'A' BACKING PLATES FOR ALL SURFACE MOUNTED TOILET ACCESSORIES. REFER TO BACKING PLATE SCHEDULE IN THE A9.2.1 & A9.2.3 SERIES SHEETS FOR INSTALLATION REQUIREMENTS.

F. THE PURPOSE OF THE DRAWINGS ON THIS SHEET IS TO ILLUSTRATE THE OVERALL CONFIGURATION OF ALL ITEMS OF ALL TRADES OCCURRING ON THE INTERIOR ELEVATIONS. LOCATIONS OF ELEMENTS SHOWN ON ELECTRICAL, MECHANICAL, AND PLUMBING DRAWINGS ARE SCHEMATIC AND THE DIMENSIONS SHOWN HERE TAKE PRECEDENCE.

G. REFER TO Q DRAWINGS FOR MEDICAL EQUIPMENT.

H. REFER TO THE 'AI' SERIES SHEETS FOR INTERIOR FINISH AND WALL PROTECTION INFORMATION.

I. REFER TO THE 'AF' SERIES SHEETS FOR FURNITURE INFORMATION.

J. ALL CASEWORK FINISHES TO BE PL-1 AND SS-3 U.N.O.

K. ALL SPACES WITH A SINGLE LIGHT FIXTURE IS TO BE CENTERED WITHIN THAT SPACE U.N.O.

L. REFER TO A8.0.1 - A8.0.3 FOR HEADWALL ELEVATIONS

M. REFER TO AI.1.1 FOR TYPICAL TILE FINISHING CONDITIONS.

N. REFER TO 'AR' SERIES FOR BLOCKING LOCATIONS AT ARTWORK.

O. WHEN APPLICABLE ALIGN ALL GYP. CONTROL JOINTS WITH DOOR FRAMES OR OTHER VERTICAL ELEMENTS.

P. REFER TO 'E' SERIES FOR ELECTRICAL AND LIGHT FIXTURE INFORMATION.

SHEET KEYNOTES

A1103 RP-1 DIRECT ADHERED ART FINS. FINS TO BE 2 "W X 2"D X CUSTOM NOMINAL DIM. L. FIN LENGTHS ARE CONCEPTUAL. NO SHORTER THAN 1 '-0 AND NO LARGER THAN 4' -6". VARIATION IN SIZE IS INTENDED TO DEPICT A RIVER MOTIF. LENGTH OF FINS TO BE FINALIZED IN SHOP DRAWINGS WITH ARCHITECTURAL APPROVAL

A1108 ELECTRIC FIREPLACE - DIMPLEX IGNITE XL WITH DRIFTWOOD AND RIVER ROCK

IHS Whiteriver Hospital

200 W Hospital Drive
Whiteriver, Arizona, 85941

IHS Project #: 131445
IHS Contract #: 75H70123R00008
IHS Award Date: 02/02/2024

BASED ON PROGRAM OF REQUIREMENTS DATED [**03/26/22**], POR AMENDMENT DATED [**02/03/25**], AND ON SCHEMATIC DRAWINGS APPROVED [**11/19/24**].

SMITHGROUP

455 NORTH THIRD STREET
SUITE 250
PHOENIX, AZ 85004
602.265.2200
smithgroup.com

ISSUED FOR	DATE
BID ADDENDUM-A	16APR26
FINAL CONSTRUCTION DOCUMENTS	23JAN26

SEALS AND SIGNATURES

REGISTERED ARCHITECT
CERTIFICATE NO.
60546
MATTHEW C. HESS
Date signed 04/16/26
ARIZONA, U.S.A.
EXPIRES 09/30/27

THIS SHEET IS INTENDED TO BE PRINTED IN COLOR

INTERIOR ELEVATIONS

Drawn By: Tomasi
Checked By: Robinson
14904.000

PROJECT NUMBER

CD

SHEET NUMBER

A8.1.3

Plot Date: 4/15/2026 3:23:59 PM Tomasi

FRAME ELEVATIONS

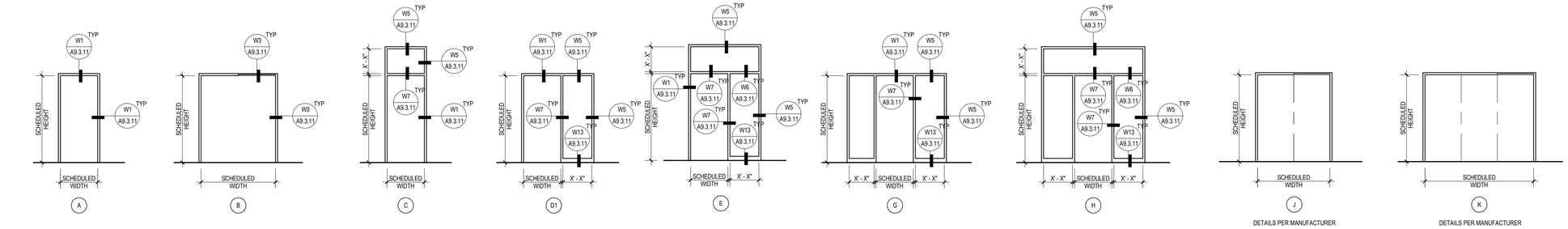

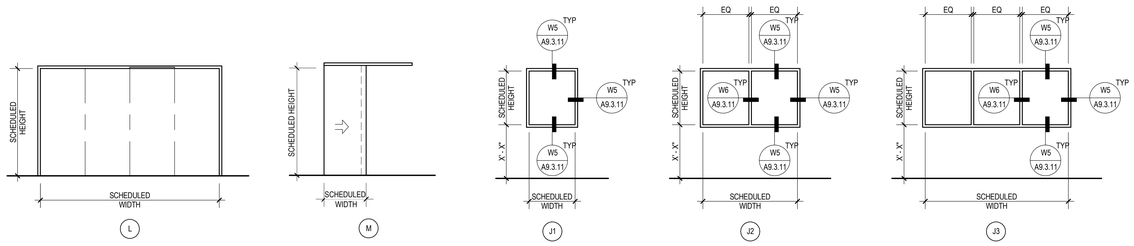

DOOR TYPES

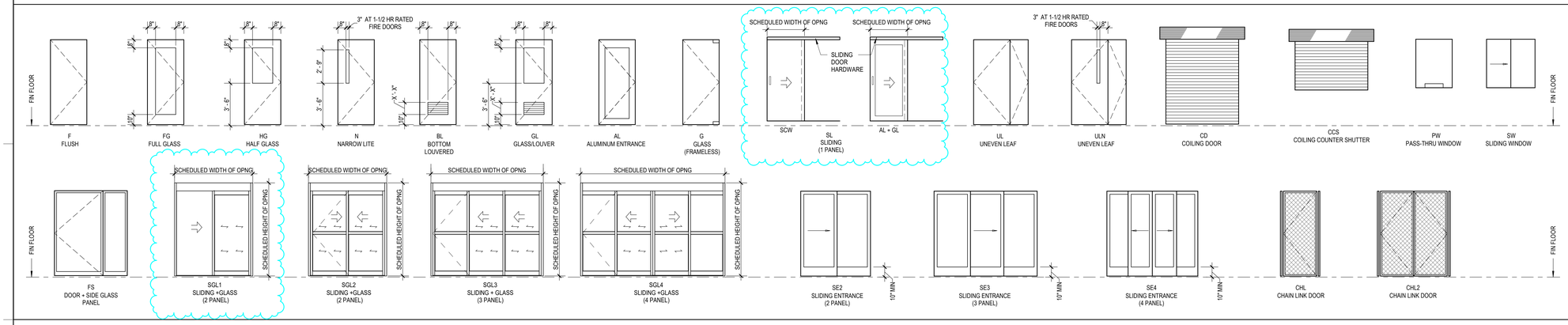

INTERIOR WINDOW ELEVATIONS

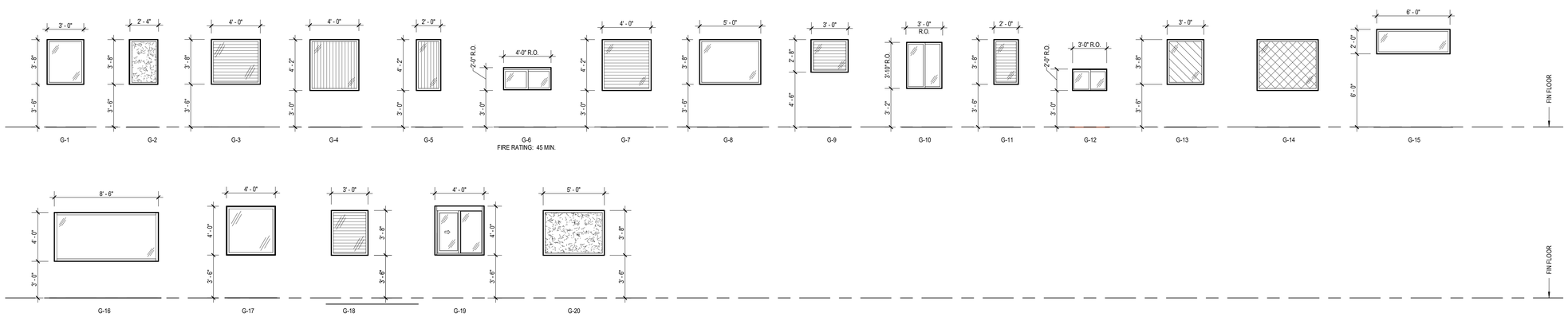

GRAPHIC LEGEND

- INTEGRAL BLINDS
- ONE-WAY GLASS FILM
- RF SHIELDED GLAZING
- LEAD LINED GLAZING
- PRIVACY FILM (REFER TO INTERIOR FINISH SCHEDULE)
- 90 MINUTE FIRE RATED GLASS
- 1/2" CLEAR POLYCARBONATE

"T" INDICATES INTERIOR WINDOW GLAZING TO BE TEMPERED SAFETY GLASS U.N.O.

"PP" INDICATES A PIVOT POINT IN THE GLAZING SYSTEM

INTERIOR GLAZING: 1/4" VIRACON CLEAR

IHS Whiteriver Hospital

200 W Hospital Drive
Whiteriver, Arizona, 85941

IHS Project #: 131445
IHS Contract #: 75H70123R00008
IHS Award Date: 02/02/2024

BASED ON PROGRAM OF REQUIREMENTS DATED [**03/26/22**], POR AMENDMENT DATED [**02/03/25**], AND ON SCHEMATIC DRAWINGS APPROVED [**11/19/24**].

SMITHGROUP

455 NORTH THIRD STREET
SUITE 250
PHOENIX, AZ 85004
602.265.2200
smithgroup.com

ISSUED FOR	DATE
BID ADDENDUM-A	16APR26
FINAL CONSTRUCTION DOCUMENTS	23JAN26

SEALS AND SIGNATURES

REGISTERED ARCHITECT
CERTIFICATE NO.
60546
MATTHEW C. HESS
04/24/26
Date Signed
ARIZONA, U.S.A.
EXPIRES 09/30/27

DOOR AND FRAME ELEVATIONS

Drawn By: Sobelman
Checked By: Aidoo

PROJECT NUMBER 14904.000

CD

SHEET NUMBER **A9.3.7**

Plot Date: 4/15/2026 3:18:15 PM
Sobelman

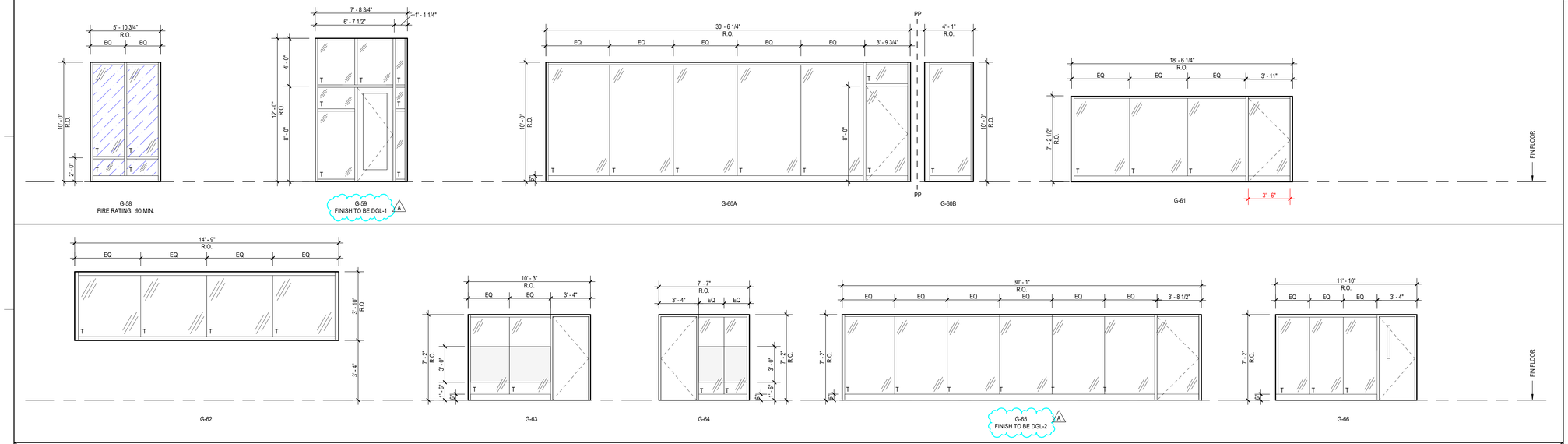

GRAPHIC LEGEND

- INTEGRAL BLINDS
- ONE-WAY GLASS FILM
- RF SHIELDED GLAZING
- LEAD LINED GLAZING
- PRIVACY FILM (REFER TO INTERIOR FINISH SCHEDULE)
- 90 MINUTE FIRE RATED GLASS
- 1/2" CLEAR POLYCARBONATE

"T" INDICATES INTERIOR WINDOW GLAZING TO BE TEMPERED SAFETY GLASS U.N.O.

"PP" INDICATES A PIVOT POINT IN THE GLAZING SYSTEM

INTERIOR GLAZING: 1/4" VIRACON CLEAR

IHS Whiteriver Hospital

200 W Hospital Drive
Whiteriver, Arizona, 85941

IHS Project #: 131445
IHS Contract #: 75H70123R00008
IHS Award Date: 02/02/2024

BASED ON PROGRAM OF REQUIREMENTS DATED [**03/26/22**], POR AMENDMENT DATED [**02/03/25**], AND ON SCHEMATIC DRAWINGS APPROVED [**11/19/24**].

SMITHGROUP

455 NORTH THIRD STREET
SUITE 250
PHOENIX, AZ 85004
602.265.2200
smithgroup.com

ISSUED FOR	DATE
BID ADDENDUM-A	16APR26
FINAL CONSTRUCTION DOCUMENTS	05MAR26

SEALS AND SIGNATURES

REGISTERED ARCHITECT
CERTIFICATE NO.
60546
MATTHEW G.
HESS
04/16/26
Not Approved
ARIZONA, U.S.A.
EXPIRES 09/30/27

INTERIOR STOREFRONT ELEVATIONS

Drawn By: Mach
Checked By: Aidoo

PROJECT NUMBER 14904.000

CD

SHEET NUMBER **A9.3.9**

Plot Date: 4/15/2026 3:24:00 PM Mach

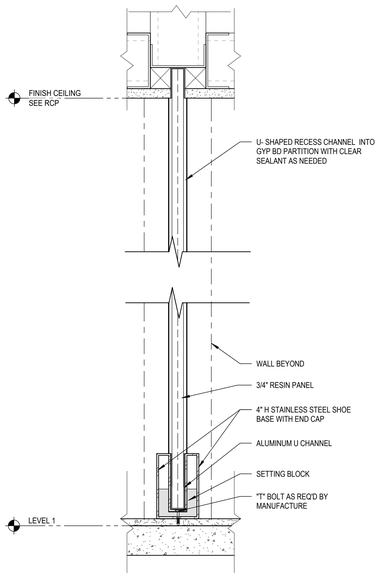

59 DIVIDER PANEL AT PHARMACY
SCALE: 3" = 1'-0"

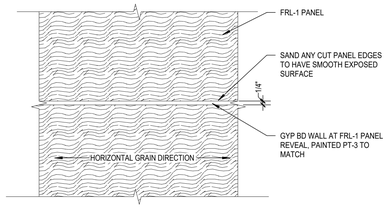

42 FRL REVEAL
SCALE: 3" = 1'-0"

NOTES:
1. NUDO TRIM: A-28 TOP CAP FOR 0.09" PANEL
2. FINISH: CUSTOM POWDER COAT, COLOR TBD TO MATCH ADJACENT LAMINATE FINISH.

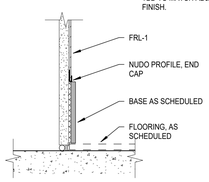

43 NUDO TRIM - END CAP ABOVE BASE
SCALE: 3" = 1'-0"

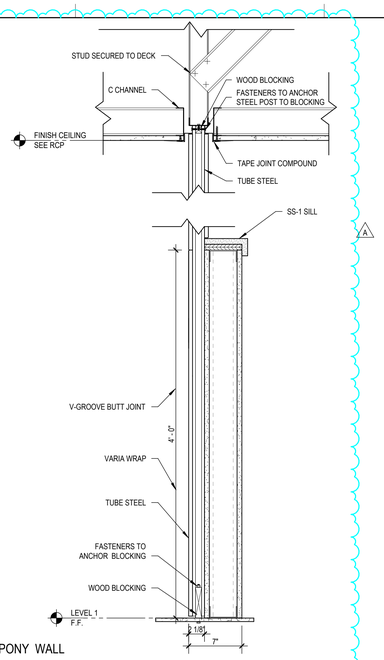

27 SERVERY ART FINS AT PONY WALL
SCALE: 1 1/2" = 1'-0"

NOTES:
1. NUDO TRIM: A-28 TOP CAP FOR 0.09" PANEL
2. FINISH: CUSTOM POWDER COAT, COLOR TBD TO MATCH ADJACENT LAMINATE FINISH.

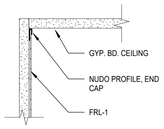

45 NUDO TRIM - END CAP BELOW CEILING
SCALE: 3" = 1'-0"

NOTES:
1. NUDO TRIM: A-28 TOP CAP FOR 0.09" PANEL
2. FINISH: CUSTOM POWDER COAT, COLOR TBD TO MATCH ADJACENT LAMINATE FINISH.

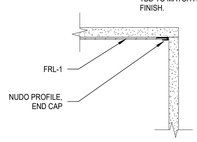

46 NUDO TRIM - INSIDE CORNER
SCALE: 3" = 1'-0"

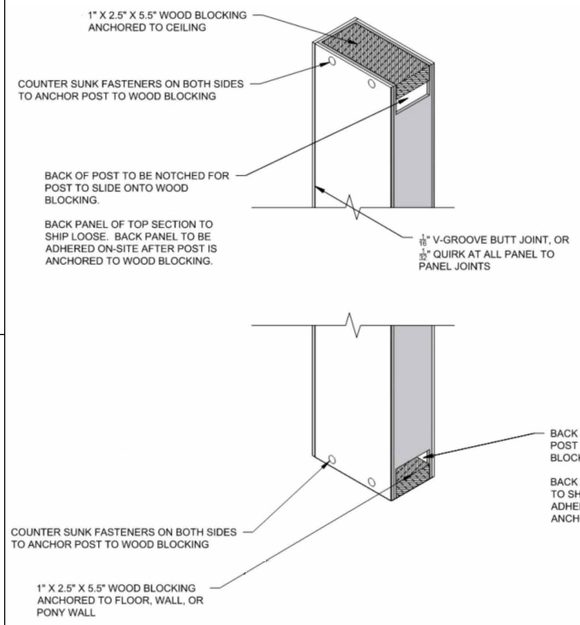

31 SERVERY ART FINS AT WALL
SCALE: 1 1/2" = 1'-0"

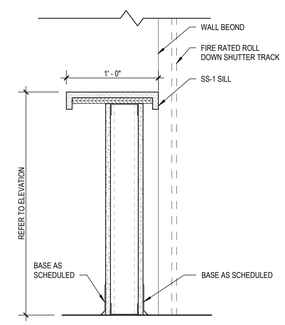

32 SOLID SURFACE TRANSACTION SILL
SCALE: 1 1/2" = 1'-0"

Plot Date: 4/15/2026 3:24:01 PM Hagen

IHS Whiteriver Hospital

200 W Hospital Drive
Whiteriver, Arizona, 85941

IHS Project #: 131445
IHS Contract #: 75H70123R00008
IHS Award Date: 02/02/2024

BASED ON PROGRAM OF REQUIREMENTS DATED [**03/26/22**], POR AMENDMENT DATED [**02/03/25**], AND ON SCHEMATIC DRAWINGS APPROVED [**11/19/24**].

SMITHGROUP

455 NORTH THIRD STREET
SUITE 250
PHOENIX, AZ 85004
602.265.2200
smithgroup.com

ISSUED FOR	DATE
BID ADDENDUM-A	16APR26
FINAL CONSTRUCTION DOCUMENTS	23JAN26

SEALS AND SIGNATURES

REGISTERED ARCHITECT CERTIFICATE NO. 60546 MATTHEW C. HESS 04/24/26 ARIZONA, U.S.A.
EXPIRES 09/30/27

MISCELLANEOUS INTERIOR DETAILS

Drawn By: Hagen
Checked By: Delasotta
14904.000
PROJECT NUMBER

CD
SHEET NUMBER
A9.9.2

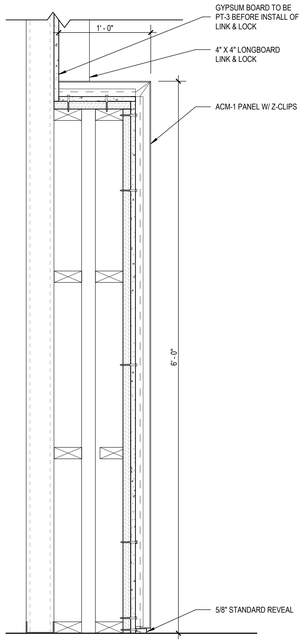

68 FIREPLACE MANTEL
SCALE: 1 1/2" = 1'-0"

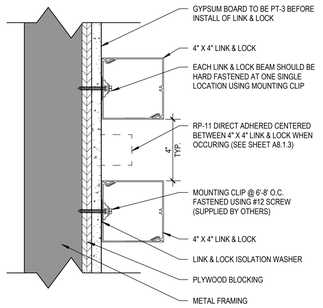

58 LINK & LOCK WALL SYSTEM
SCALE: 3" = 1'-0"

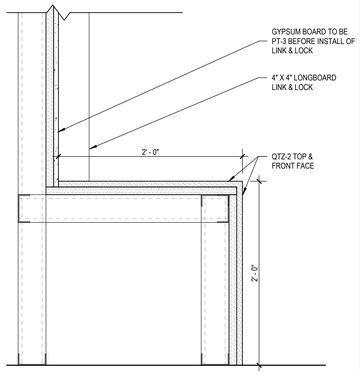

60 FIREPLACE LEDGE
SCALE: 1 1/2" = 1'-0"

PEDIGRID INSERT STYLES

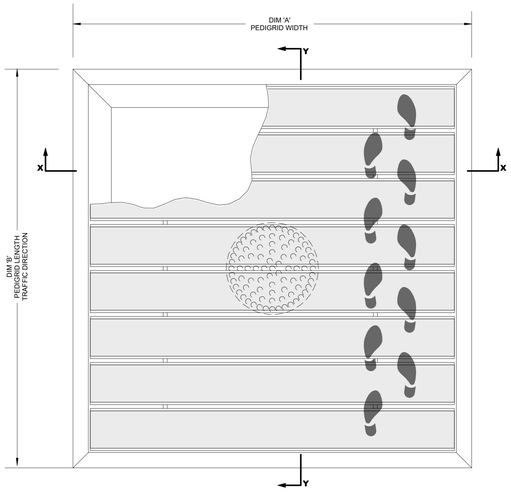

TYPICAL PLAN VIEW

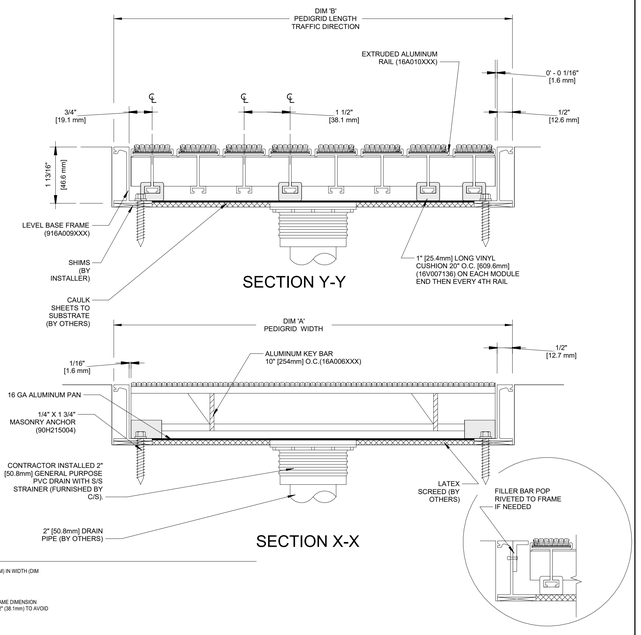

NOTES:

*ALL SURFACES IN CONTACT WITH MASONRY ARE TO RECEIVE A COAT OF ZINC CHROMATE PRIMER

*PLEASE VERIFY TRAFFIC DIRECTION

*GRIDS OVER STRUCTURES @ 32" O.C. TO SUPPORT A MAX LOAD OF 300 LBS PER SQ FT. ALL GRIDS WITH LEVEL BASE FRAME TO SUPPORT A 400 LB. ROLLOING LOAD. LARGER LOADING MAY BE ACCOMMODATED. CONTACT C/S SALES WITH SPECIFIC LOADING REQUIREMENTS.

*MAX. SINGLE GRID SIZE NOT TO EXCEED 12'-0" (3.66M) IN WIDTH (DIM "A") & 3'-0" (.91M) IN LENGTH T.O. (DIM "B").

* DUE TO 1 1/2" MODULE OF PEDIGRID, INSIDE OF FRAME DIMENSION SHOULD BE CHANGED ONLY IN INCREMENTS OF 1 1/2" (38.1mm) TO AVOID THE USE OF FILLER BARS.

*ADDITIONAL SPECIFICATIONS ARE CONTAINED IN THE LATEST C/S CATALOG OR AT C-SGROUP.COM AND ARE CONSIDERED PART OF THIS TRANSMITTAL.

44 G1 RECESSED LEVEL BASE WITH DRAIN PAN
SCALE: 6" = 1'-0"

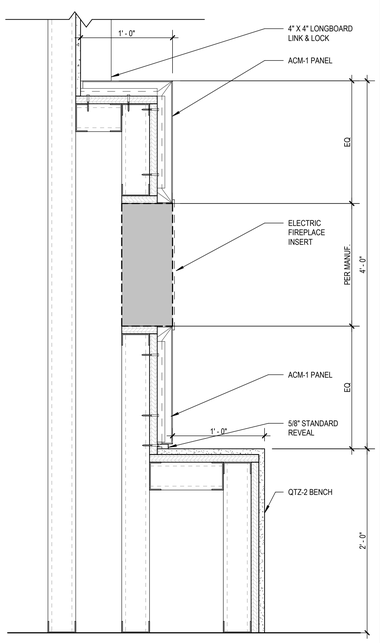

72 FIREPLACE
SCALE: 1 1/2" = 1'-0"

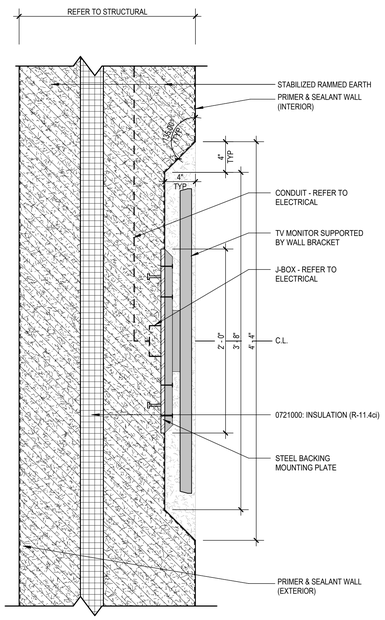

56 RAMMED EARTH - RECESSSED NICHE
SCALE: 1 1/2" = 1'-0"

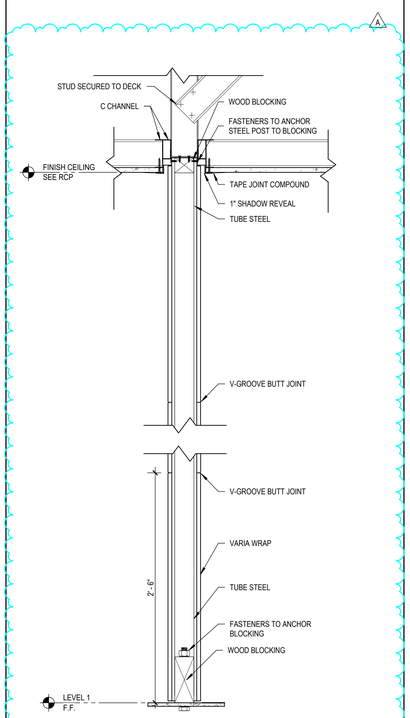

48 SERVERY ART FINS
SCALE: 1 1/2" = 1'-0"

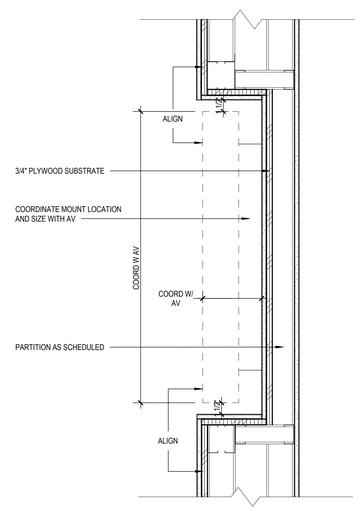

32 TV ALCOVE SECTION
SCALE: 1 1/2" = 1'-0"

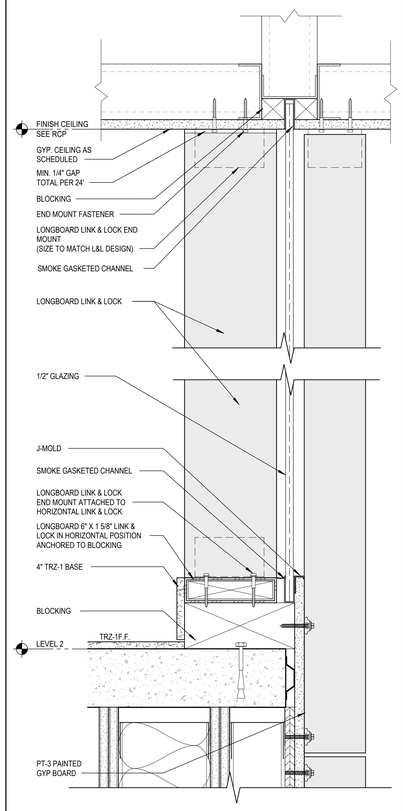

24 LINK & LOCK OPEN JOINT WALL
SCALE: 3" = 1'-0"

Hagen
4/15/2026 3:24:01 PM
Plot Date:

IHS Whiteriver Hospital

200 W Hospital Drive
Whiteriver, Arizona, 85941

IHS Project #: 131445
IHS Contract #: 75H70123R00008
IHS Award Date: 02/02/2024

BASED ON PROGRAM OF REQUIREMENTS DATED [**03/26/22**], POR AMENDMENT DATED [**02/03/25**], AND ON SCHEMATIC DRAWINGS APPROVED [**11/19/24**].

SMITHGROUP

455 NORTH THIRD STREET
SUITE 250
PHOENIX, AZ 85004
602.265.2200
smithgroup.com

ISSUED FOR	DATE
BID ADDENDUM-A	16APR26
FINAL CONSTRUCTION DOCUMENTS	23JAN26

SEALS AND SIGNATURES

REGISTERED ARCHITECT CERTIFICATE NO. 60546 MATTHEW C. HESS 04/14/26 ARIZONA, U.S.A.
EXPIRES 09/30/27

MISCELLANEOUS INTERIOR DETAILS

Drawn By: Hagen
Checked By: Delasotta
14904.000
PROJECT NUMBER

CD
SHEET NUMBER
A9.9.1

TAG	MANUFACTURER	SERIES/STYLE	COLOR	SIZE	INSTALLATION	NOTES	SUSTAINABILITY ATTRIBUTES
INTERIOR PAINT							
PT-1	DUNN EDWARDS	SUPREMA	HISTORIC WHITE				
PT-2	DUNN EDWARDS	SUPREMA	CLASSIC WHITE				
PT-3	DUNN EDWARDS	SUPREMA	BLACK BEAN				
PT-4	DUNN EDWARDS	SUPREMA	ROYAL PALM				
PT-5	DUNN EDWARDS	SUPREMA	TEAL FURY				
PT-6	DUNN EDWARDS	SUPREMA	SALTBOX BLUE				
PT-7	DUNN EDWARDS	SUPREMA	EAMES FOR BLUE				
PT-8	DUNN EDWARDS	SUPREMA	YAMS				
PT-9	DUNN EDWARDS	SUPREMA	SWEET POTATO				
PT-10	DUNN EDWARDS	SUPREMA	SHRUBBERY				
PT-11	DUNN EDWARDS	SUPREMA	MERMAIDS COVE				
PT-12	DUNN EDWARDS	SUPREMA	MERIGOLD				
PT-13	DUNN EDWARDS	SUPREMA	COPPER COVE				
PT-14	DUNN EDWARDS	SUPREMA	MONARCH MIGRATION				
PT-15	DUNN EDWARDS	SUPREMA	PEWTER PATTER				
PT-16	DUNN EDWARDS	SUPREMA	PURPLE GUMBALL				
PT-17	DUNN EDWARDS	SUPREMA	DARK RUBY				
PT-18	DUNN EDWARDS	SUPREMA	CATALINA GREEN				
PT-19	DUNN EDWARDS	SUPREMA	BBQ				
PT-20	DUNN EDWARDS	SUPREMA	SADDLE UP				
PT-21	DUNN EDWARDS	SUPREMA	LAKE WINNEPEG				
PT-22	DUNN EDWARDS	SUPREMA	FIERY FUCHSIA				
WALL PROTECTION							
SP-1	CS ACROVYN	ACROVYN WALL COVERING .040"	EGGSHELL	4' x 10' UNO		ALL END CAPS AND TRIM TO MATCH	EPD, HPD, PVC FREE
SP-2	CS ACROVYN	STAINLESS STEEL FLAT					
SP-3	CS ACROVYN	STAINLESS STEEL DIAMOND PLATE					
SP-4	INPRO	RICOCHET - SPARK	FIREBALL R420				
SP-5	INPRO	RICOCHET - SPARK	SAIL AWAY R418				
SP-6	INPRO	RICOCHET - SPARK	KINGDOM R414				
SP-7	INPRO	RICOCHET - DASH	SKY DIVE R1402				
SP-8	CS ACROVYN	CROSSWIND	VALLEY MIST 10139				
FRP-1	CRANE COMPOSITES	GLASBORD		4' x 10' UNO		ALL END CAPS AND TRIM TO MATCH	
CG-1	CS ACROVYN	SM-20AN	EGGSHELL	4'H, 2" LEG UNO			
CG-2	CS ACROVYN	SM-20MN	EGGSHELL	4'H, 2" LEG UNO			
CG-3	CS ACROVYN	CO-8/8M	STAINLESS STEEL	4'H, 1" LEG UNO	DIRECT ADHESIVE		
CG-4	CS ACROVYN	C0--8	STAINLESS STEEL	FULL HEIGHT, 3.5" LEG			
EG-1	CS ACROVYN	SM-20AN, END CAP	EGGSHELL	4'H, 2" LEG UNO			
EG-3	CS ACROVYN	CO-8/8M, END CAP	STAINLESS STEEL	4'H, 1" LEG UNO	DIRECT ADHESIVE		
EG-4	CS ACROVYN	C0--8	STAINLESS STEEL	FULL HEIGHT, 3.5" LEG			
BG-1	CS ACROVYN	SCR-80M	EGGSHELL				
HR-1	CS ACROVYN	HRBW-10CHL	WOOD GRIP, EGGSHELL ACROVYN				
HR-2	CS ACROVYN	HRWS-6C	WOOD GRIP				
CASEWORK							
PL-1	FORMICA	STANDARD LAMINATE, NATURAL GRAIN (NG)	BEIGE ELM 5794		VERTICAL GRAIN, UNO		EPD
PL-2	WILSONART	STANDARD LAMINATE, SOFTGRAIN (12)	PINNACLE WALNUT 7992		VERTICAL GRAIN, UNO	TYPICAL FINISH FOR WOOD-LOOK DOORS	EPD
PL-3	FORMICA	STANDARD LAMINATE, PURE GRAIN (PG)	INKED OAK 5792				
SS-1	CORIAN	SOLID SURFACE	RICE PAPER	SEE PLAN FOR DIMENSIONS, .5" THICKNESS		TYP	
SS-2	CORIAN	SOLID SURFACE	ROSEMARY	SEE PLAN FOR DIMENSIONS, .5" THICKNESS			
SS-3	CORIAN	SOLID SURFACE	CIRRUS WHITE	SEE PLAN FOR DIMENSIONS, .5" THICKNESS			
QTZ-1	CAMBRIA	QUARTZ, SIGNATURE SERIES	MACBETH, POLISHED FINISH	SEE PLAN FOR DIMENSIONS, 2 CM THICKNESS			
QTZ-2	CAMBRIA	QUARTZ, LUXURY SERIES	MONTAAJ, LUXE FINISH	SEE PLAN FOR DIMENSIONS, 2 CM THICKNESS			
WV-1	ARCHITECTURAL VENEERS	LOG MTMT	BLACK		VERTICAL GRAIN, UNO	ED TROPHY/ INFO CASEWORK, EYEGLASS DISPLAY CASEWORK	
WV-2	ARCHITECTURAL VENEERS	QTD WALNUT	FLITCH #5685 - 4488		VERTICAL GRAIN, UNO	ED TROPHY/ INFO CASEWORK, EYEGLASS DISPLAY CASEWORK	
FRL-1	PANOLAM	FRP/PIONITE	STOUT WALNUT	PANEL SIZES: 5'-0" X 8'-0" SHEETS	VERTICAL GRAIN, UNO	REVEALS: XCF-000; XFB-000	
WINDOW FILM							
WF-1	DESIGNTEX	CASPER			APPLY TO INTERIOR OF WINDOW		
WF-2	SKYLINE	CUSTOM PATTERN BY ENV GRAPHICS			APPLY TO INTERIOR OF WINDOW	CHAPEL EXTERIOR GLAZING	
WF-3	SKYLINE	GRADIENT FROST					
WF-4	SKYLINE	FULL FROST					
WF-5	CUSTOM	CUSTOM FRACTAL PATTERN BY ENV GRAPHICS		FULL HEIGHT			
ROLLER SHADES							
WS-1	MECHOSHADE	MECHO 5	3% OPENNESS				
WS-2	MECHOSHADE	MECHO 5, DOUBLESHADES	3% OPENNESS + BLACKOUT			TYPICAL AT ALL PATIENT ROOMS	
WS-3	MECHOSHADE	ELECTROSHADE	3% OPENNESS		ELECTROPOCKET		
WS-4	MECHOSHADE	ELECTROSHADE, DOUBLESHADES	3% OPENNESS + BLACKOUT		ELECTROPOCKET	TYPICAL AT ALL CONFERENCE ROOMS WITH EXTERIOR WINDOWS	
WS-5	MECHOSHADE	ACOUSTIVEIL 0890, NRC .60	3% OPENNESS		ELECTROPOCKET	FOR USE IN CONTROL ROOM SEC-2146	
ELEVATORS							
PUBLIC ELEVATORS	FORMS + SURFACES	LEVELe				TERRAZZO FLOORING, CUSTOM CAB INTERIOR PANELS	
STAFF ONLY ELEVATORS	PER MFR ELEVATOR FINISH	STANDARD INTERIOR	STAINLESS STEEL				
INTERIOR GLASS							
DGL-1	MELTDOWN GLASS	SNOW	STARFIRE	REFER TO A9 SERIES		CHAPEL SIDELIGHT AND DOOR	
DGL-2	MELTDOWN GLASS	NEO STRATA 230	STARFIRE	REFER TO A9 SERIES		IMAGING WAITING	
DGL-3	MELTDOWN GLASS	SNOW	STARFIRE EXTERIOR GLAZING	REFER TO A9 SERIES		CHAPEL	
WALL BASE AND ACCESSORIES							
IB	VARIES - MATCH ADJACENT FLOORING	INTEGRAL BASE	VARIES - MATCH ADJACENT FLOORING	VARIES - REFER TO AI SERIES			
MTLB-1	SCHLUTER SYSTEMS	DESIGNBASE (DB SL 110 EB), INCLUDE SEALING LIP	BRUSHED STAINLESS STEEL (V2A) EB	4-3/8"		PROVIDE CONNECTORS FOR BOTH INSIDE AND OUTSIDE CORNERS, AND END CAPS	
MTLB-2	SCHLUTER SYSTEMS	COVE BASE PROFILE (DILEX-AHK)	SATIN ANODIZED ALUMINUM (AE)	REFER TO INDICATED FINISHES FOR SIZING		PROVIDE CONNECTORS FOR BOTH INSIDE AND OUTSIDE CORNERS, AND END CAPS	
RB-1	JOHNSONITE	BASEWORKS THERMOSET RUBBER	BURNT UMBER	4" WITH TOE			
RB-2	JOHNSONITE	MILLWORK WALL BASE, REVEAL	BURNT UMBER	4.25"			
TL-1B	NOT USED	NOT USED	NOT USED	NOT USED	NOT USED	NOT USED	
TS-1	SCHLUTER SYSTEMS	VINPRO-S	BRUSHED CHROME ANODIZED			CARPET - RESILIENT TRANSITION	
TS-2	SCHLUTER SYSTEMS	RENO-U	SATIN ANODIZED			RESILIENT - TILE TRANSITION	
TS-3	SCHLUTER SYSTEMS	VINPRO-U	BRUSHED CHROME ANODIZED			RESILIENT – CONCRETE TRANSITION	
TS-4	MANNINGTON	SUBFLOOR TRANSITION- EQUALIZER	STANDARD COLOR				
TS-5	SCHLUTER SYSTEMS	RENO-RAMP	SATIN ANODIZED ALUMINUM (AE)	REFER TO INDICATED FINISHES FOR SIZING			
UPHOLSTERY							
UPH-1	ARC COM	EQUINOX	AMETHYST #10			BUILT-IN BENCH CUSHION	
WALL COVERING							
WC-1	BELBIEN	SUPER REAL WOOD	TORNIO ASH SW-159		VERTICAL GRAIN, UNO		
WC-2	BELBIEN	WALNUT	EVREUX WALNUT WR-1070		VERTICAL GRAIN, UNO		
MISC							
ACR	ACROVYN DOORS	ACROVYN WOOD GRAIN SERIES	FLAMMED RIPPLE MAPLE	PER DOOR	GRAIN TO RUN VERTICAL	REFER TO DOOR SCHEDULE ON A9S	
ACM-1	KOVACH	FLOROPON CONTINUUM	OBSIDIAN	CUSTOM REFER TO A8 SERIES	PER MNF	FIREPLACE SURROUND	
CCT-1	CUBE CARE	DISPOSABLE CURTAIN/ FLIP	PAVESTONE	REFER TO PLANS	18" OF MESH ABOVE. BOTTOM OF CURTAINTO BE 13" AFF	CARRIER TO BE NYLON WHEELS, METAL PIN & AXEL STEEL HOOK. GROMMENTS TO BE NICKEL PLATED	
MCC-1	MOZ DESIGNS	CC100 ROUND	BLACK SAND POWDER	2'-0 3/4" DIAMETER	VERTICAL BUTT JOINT		CCT-1
ST-1	NORA BY INTERFACE	NORAMENT HAMMERED STAIRTREAD WITH VISUALLY IMPAIRED STRIP	0702 BLACK WITH 0895 YELLOW STRIP	REFER TO A2 SERIES			

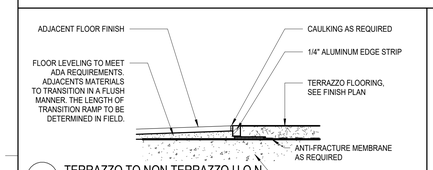

70 TERRAZZO TO NON TERRAZZO U.O.N.
SCALE: 6" = 1'-0"

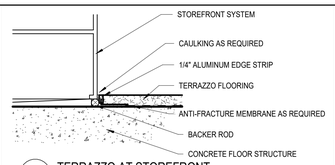

54 TERRAZZO AT STOREFRONT
SCALE: 6" = 1'-0"

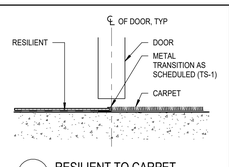

46 RESILIENT TO CARPET
SCALE: 3" = 1'-0"

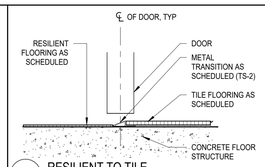

38 RESILIENT TO TILE
SCALE: 3" = 1'-0"

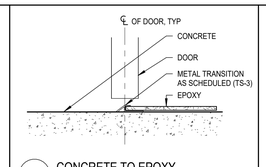

30 CONCRETE TO EPOXY
SCALE: 3" = 1'-0"

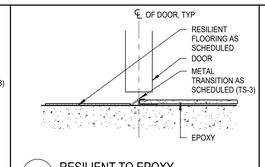

22 RESILIENT TO EPOXY
SCALE: 3" = 1'-0"

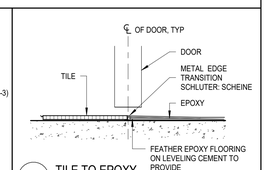

14 TILE TO EPOXY
SCALE: 3" = 1'-0"

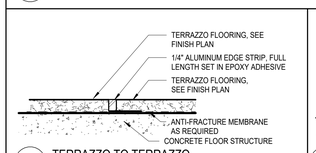

71 TERRAZZO TO TERRAZZO
SCALE: 6" = 1'-0"

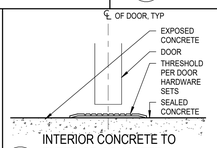

63 INTERIOR CONCRETE TO EXTERIOR CONCRETE
SCALE: 3" = 1'-0"

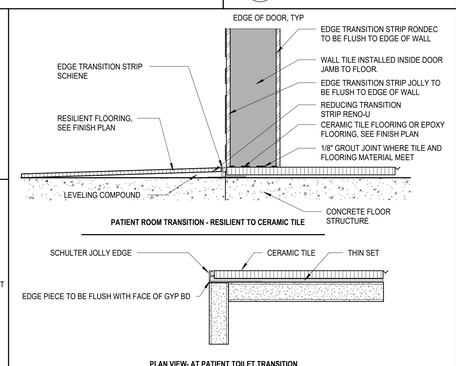

56 FINISH DETAILS AT PATIENT TOILET ROOMS
SCALE: 6" = 1'-0"

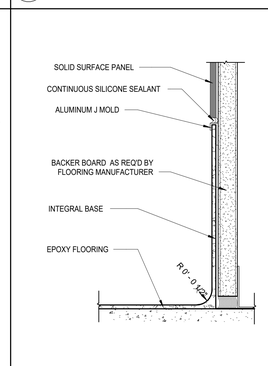

40 FINISH PANEL AT EPOXY INTEGRAL BASE
SCALE: 6" = 1'-0"

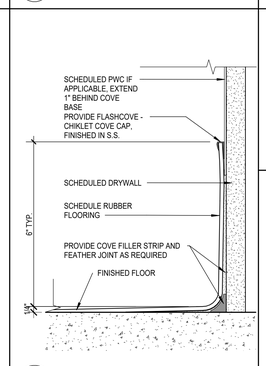

32 TYP RESILIENT INTERGRAL BASE
SCALE: 6" = 1'-0"

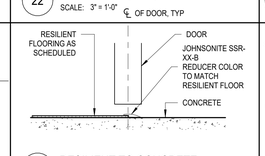

23 RESILIENT TO CONCRETE
SCALE: 3" = 1'-0"

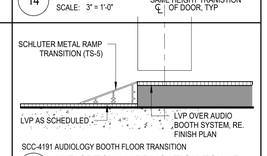

15 LVP SPECIAL APPLICATION TO LVP
SCALE: 6" = 1'-0"

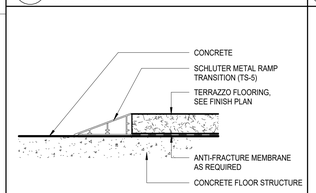

72 TERRAZZO TO CONCRETE
SCALE: 6" = 1'-0"

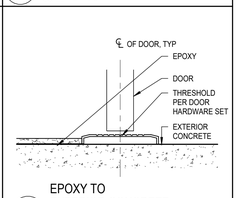

64 EPOXY TO EXTERIOR CONCRETE
SCALE: 3" = 1'-0"

24 METAL COVE BASE - TILE FLOOR
SCALE: 3" = 1'-0"

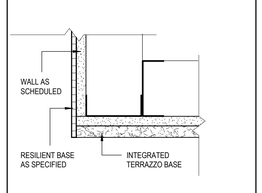

16 INTEGRATED TRZ TO RESILIENT BASE
SCALE: 3" = 1'-0"

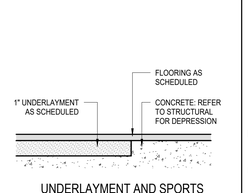

8 UNDERLAYMENT AND SPORTS FLOORING SECTION
SCALE: 3" = 1'-0"

GRAPHIC LEGEND

Room Name / 101 — ROOM NAME / ROOM NUMBER
Base / Floor — BASE FINISH / FLOOR FINISH
XXX-X — WALL ACCENT FINISH. REFER TO AI1 SERIES
EGA - # — EXPERIENTIAL GRAPHICS LOCATION, REFER TO AG8 SERIES FOR MORE INFORMATION
XXX-X / XXX-X — FLOOR TRANSITION TYPE. REFER TO AI1 SERIES
TYP XXX FOR XXX — RED DASHED CALLOUT TO INDICATE A TYPICAL FINISH OR DIMENSIONAL APPLICATION FOR A INDICATED ROOM TYPE

FLOOR PATTERN LEGEND

TL-1
TL-2

GENERAL SHEET NOTES

A. REFER TO THE A0.X SERIES SHEETS FOR ARCHITECTURAL GENERAL NOTES, DRAWING, REFERENCE AND MATERIAL SYMBOLS, ABBREVIATIONS, AS WELL AS DIMENSIONING CONVENTIONS USED ON THIS SHEET.

B. REFER TO AND COORDINATE WITH STRUCTURAL, MECHANICAL AND ELECTRICAL DRAWINGS FOR ADDITIONAL INFORMATION NOT SHOWN ON THIS SHEET.

C. REFER TO THE A8.X SERIES SHEETS FOR ADDITIONAL INFORMATION NOT SHOWN ON THIS SHEET.

D. REFER TO A1 SERIES FOR APPLIED FINISH SCHEDULE AND FINISH SPECIFICATION INFORMATION.

E. REFER TO TYPICAL ROOMS AS INDICATED ON PLANS FOR FINISH APPLICATION IN THOSE ROOM TYPES.

F. REFER TO A3, A7 AND A8 SERIES FOR ADDITIONAL FINISH INFORMATION NOT FOUND ON AI SERIES.

G. ALL FLOORING MATERIALS TO MEET AT CENTER OF DOORWAY, U.N.O.

H. ALL FLOORING TO CONTINUE UNDER CASEWORK TO TOEKICK, SINK APRONS, WASTE RECEPTACLES, OR UNDER OPEN COUNTERS TO WALLS.

I. REFER TO A1 SERIES FOR BASE AND TRANSITION SPECIFICATION INFORMATION.

J. FLOORING BASE IS TO BE AVOIDED WHERE GLASS OR METAL IS INSTALLED.

K. TERRAZZO CONTROL JOINTS REQUIRED IN ADDITION TO THOSE CALLED OUT ON DRAWINGS ARE TO BE APPROVED BY ARCHITECT.

L. ALL WALLS RECEIVING SPECIALTY WALL FINISH ARE TO BE LEVEL 5 FINISH.

M. ALL WALLS TO BE PAINTED PT-1 U.N.O

N. ALL WET AREAS ARE TO RECIEVE SEMI-GLOSS PAINT FINISH IN COLORS SPECIFIED. REFER TO SPECIFICATIONS FOR MORE INFORMATION.

O. ALL WOODGRAIN TO RUN VERTICAL, U.N.O.

P. ALL INTERIOR FINISHES ARE TO COMPLY WITH CLASS A REQUIREMENTS IN ACCORDANCE WITH CURRENT IBC SECTION 800.

IHS Whiteriver Hospital

200 W Hospital Drive
Whiteriver, Arizona, 85941

IHS Project #: 131445
IHS Contract #: 75H70123R00008
IHS Award Date: 02/02/2024

BASED ON PROGRAM OF REQUIREMENTS DATED [**03/26/22**], POR AMENDMENT DATED [**02/03/25**], AND ON SCHEMATIC DRAWINGS APPROVED [**11/19/24**].

SMITHGROUP

455 NORTH THIRD STREET
SUITE 250
PHOENIX, AZ 85004
602.265.2200
smithgroup.com

ISSUED FOR	DATE
BID ADDENDUM-A	16APR26
FINAL CONSTRUCTION DOCUMENTS	23JAN26

SEALS AND SIGNATURES

REGISTERED ARCHITECT
CERTIFICATE NO. 60546
MATTHEW C. HESS
Date Signed 04/14/26
ARIZONA, U.S.A.
EXPIRES 09/30/27

INTERIOR FINISH SCHEDULE AND DETAILS

Drawn By: Hagen
Checked By: Delasotta
14904.000
PROJECT NUMBER
CD
SHEET NUMBER
AI1.1.1

Hagen
4/15/2026 3:24:02 PM
Plot Date:

1 LEVEL 1 - BLOOD DRAW LAB
SCALE: 1/4" = 1'-0"

Plot Date: 4/13/2026 2:03:55 PM Shimada

IHS Whiteriver Hospital

200 W Hospital Drive
Whiteriver, Arizona, 85941

IHS Project #: 131445
IHS Contract #: 75H70123R00008
IHS Award Date: 02/02/2024

BASED ON PROGRAM OF REQUIREMENTS DATED [**03/26/22**], POR AMENDMENT DATED [**02/03/25**], AND ON SCHEMATIC DRAWINGS APPROVED [**11/19/24**].

SMITHGROUP

455 NORTH THIRD STREET
SUITE 250
PHOENIX, AZ 85004
602.265.2200
smithgroup.com

ISSUED FOR	DATE
BID ADDENDUM-A	16APR26
FINAL CONSTRUCTION DOCUMENTS	23JAN26

SEALS AND SIGNATURES

REGISTERED ARCHITECT
CERTIFICATE NO.
60546
MATTHEW C. HESS
04/13/26
EXPIRES
ARIZONA, U.S.A.
EXPIRES 09/30/27

KEYPLAN

NORTH

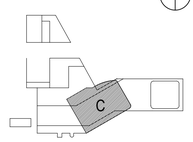

ENLARGED PLAN - 1A CASEWORK AND LAB ACCESSORIES

Drawn By: Shimada Checked By: Pollio

14904.000

PROJECT NUMBER

CD

AQ7.1

SHEET NUMBER

1 LEVEL 1 - CLINICAL LAB
SCALE: 1/4" = 1'-0"

Shimada

Plot Date: 4/13/2026 2:04:01 PM

IHS Whiteriver Hospital

200 W Hospital Drive
Whiteriver, Arizona, 85941

IHS Project #: 131445
IHS Contract #: 75H70123R00008
IHS Award Date: 02/02/2024

BASED ON PROGRAM OF REQUIREMENTS DATED [**03/26/22**], POR AMENDMENT DATED [**02/03/25**], AND ON SCHEMATIC DRAWINGS APPROVED [**11/19/24**].

SMITHGROUP

455 NORTH THIRD STREET
SUITE 250
PHOENIX, AZ 85004
602.265.2200
smithgroup.com

ISSUED FOR	DATE
BID ADDENDUM-A	16APR26
FINAL CONSTRUCTION DOCUMENTS	23JAN26

SEALS AND SIGNATURES

REGISTERED ARCHITECT
CERTIFICATE NO. 60546
MATTHEW C. HESS
04/14/26
ARIZONA, U.S.A.
EXPIRES 09/30/27

KEYPLAN

NORTH

E

ENLARGED PLAN - 1B CASEWORK AND LAB ACCESSORIES

Drawn By: Shimada
Checked By: Pollio
14904.000

PROJECT NUMBER
CD

SHEET NUMBER
AQ7.2