ATTACHMENT 3a - LOGGING AND MAINTENANCE OPERATIONS SIGNING STANDARDS

All signs must be manufactured & installed as specified in the FHWA "**Manual on Uniform Traffic Control Devices**" (MUTCD) & FS publication "**Standards for Forest Service Signs & Posters**"(EM 7100-15).

SIGN STANDARDS

SHAPE & COLOR*:** Generally, signs for logging and maintenance operations are either diamond-shaped or rectangular. All signs are ***reflective orange background with black legend and border unless shown otherwise. Handpainted, homemade signs are not legal. Fluorescent paint is not reflectorized.

***SUBSTRATE*:** Sign substrate material may be High Density Overlay (HDO) Plywood, Aluminum, Fiberglass Reinforced Plastic, Corrugated Plastic or Roll-up Fabrics.

SIGN SIZE: Sign size is a factor of speed and MUTCD & FS standards. Where conditions of speed, volume, or special hazard require greater visibility or emphasis, larger signs should be used. Minimum sizes for the most common signs can be found in Figure 4. Refer to the EM-7100-15 for additional sign sizes.

***LEGEND*:** All lettering shall be Series "C" alphabet, conforming to Standard Alphabets for Highway Signs. Letter size is also a function of speed - use letter size and word messages as specified in MUTCD and EM-7100-15.

SIGN PLACEMENT

Signs are to be installed in locations as agreed to in the traffic control plan. All signs are to be removed, covered, or folded when operations are not in progress or the sign message is not applicable. Signs should generally be located on the right-hand side of the roadway. When special emphasis is needed, signs may be placed on both the left and right sides of the road. Sign message shall be clearly visible to road users, mounted on posts or portable sign stands.

LATERAL CLEARANCE

From the edge of the road - 2 foot minimum, where slope limits to less than 6 feet. 6-12 foot preferred.

HEIGHT

Minimum of 7 feet,
measured from the bottom of the sign to the near edge of the travelway. The height to the bottom of a supplemental sign mounted below the primary sign will be 6 feet.

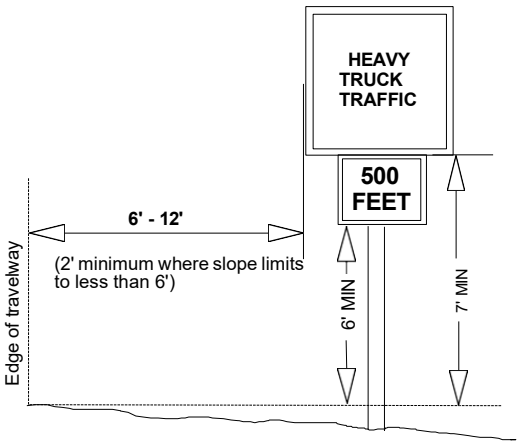

Figure 1: Sign Placement Dimensions

PLACEMENT DISTANCE

Signs must be located 100-500 feet prior to the activity, (both ends if a through road) and maintained at that distance. This distance is based on speed. Refer to Figure 2 , Table II-1, MUTCD, a portion of which is reproduced here, to determine correct placement distance.

Posted or 85 percentile speed MPH	Decelaration to listed advisory speed MPH				
	10	**20**	**30**	**40**	**50**
20	NA				
25	100				
30	150	100			
35	200	175			
40	275	250	175		
45	350	300	250		
50	425	400	325	225	
55	500	475	400	300	
60	575	550	500	400	300
65	650	625	575	500	375

Figure 2: A Portion of MUTCD TABLE II-1

SIGN SUPPORTS

POSTS*:** Signs are to be mounted on separate posts. Supplemental signs such as Speed Advisory plates are to be mounted on the same post as the primary sign. ***Do not mount signs on trees or other signs. Posts may be wood, metal, carsonite or similar material. Where sign supports cannot be sufficiently offset from the road edge, supports will meet breakaway standards. Single wood posts with less than 24 square inches do not require breakaway design.

TEMPORARY / PORTABLE SUPPORTS: Portable supports may be used for short-term, short-duration, and mobile conditions. MUTCD defines this time period as one work shift, 12 hours or less. All portable supports must meet MUTCD standards, including breakaway. These must be a minimum of 1 foot above the road surface or more if visibility requires it.

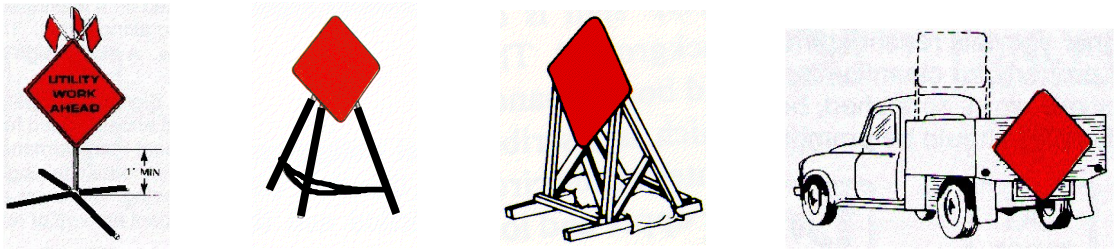

Figure 3: Examples of Temporary/Portable Supports

SIGNS

The following signs meet the intent of the Safety standard. ***This is not a complete listing of signs that may be needed.***

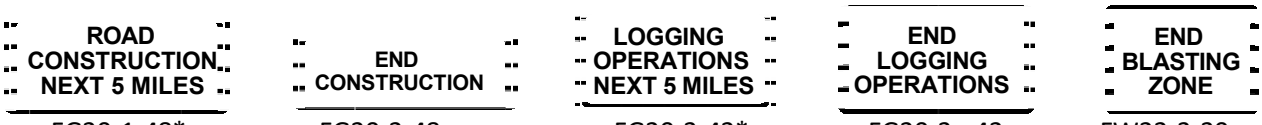

FG20-1-48* FG20-2-48 FG20-3-42* FG20-3a-42 FW22-3-30

FW20-1-30* W21-3-30* FW21-4a-30 FW11-7-24 W22-1-36*

FW8-6-24

FW11-9a-24

W7-3a-24*

W13-1-18**

W20-7aP-24*

* Specify Distance

** Specify Speed

BM-L-O

BM-R-O

Barricade Markers (See MUTCD for length and stripe size)