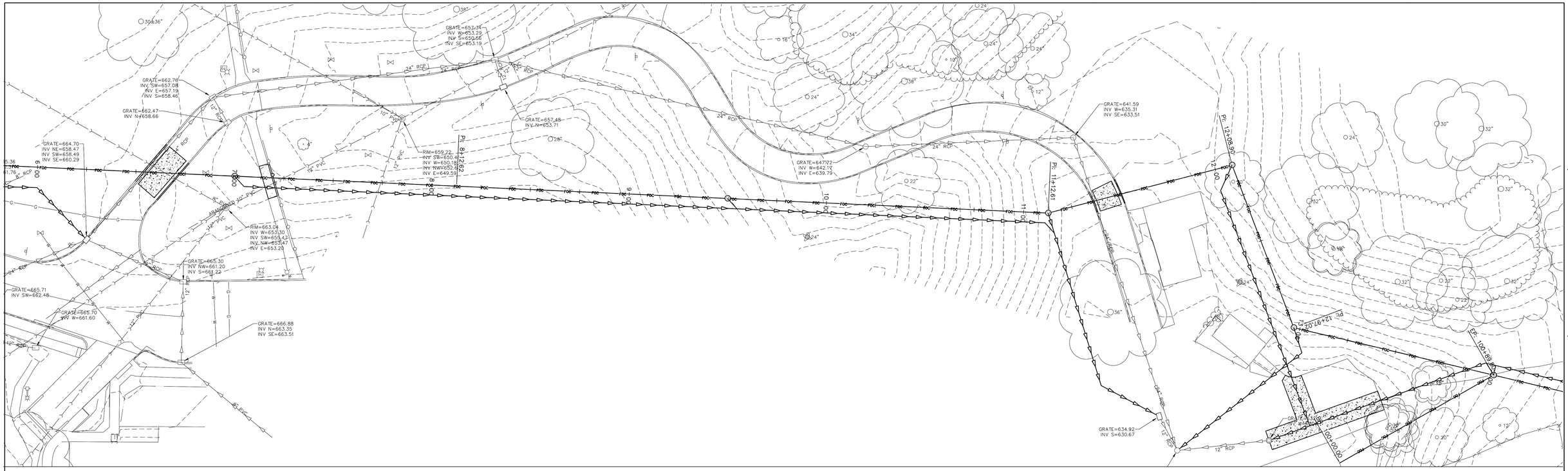


PROFILE VIEW OF 18004375.03 FOC BACKBONE
HORIZONTAL SCALE: 1" = 20'
VERTICAL SCALE: 1" = 5'

6 DUCT BACKBONE

FIBER BACKBONE
SCALE: 1"=20'

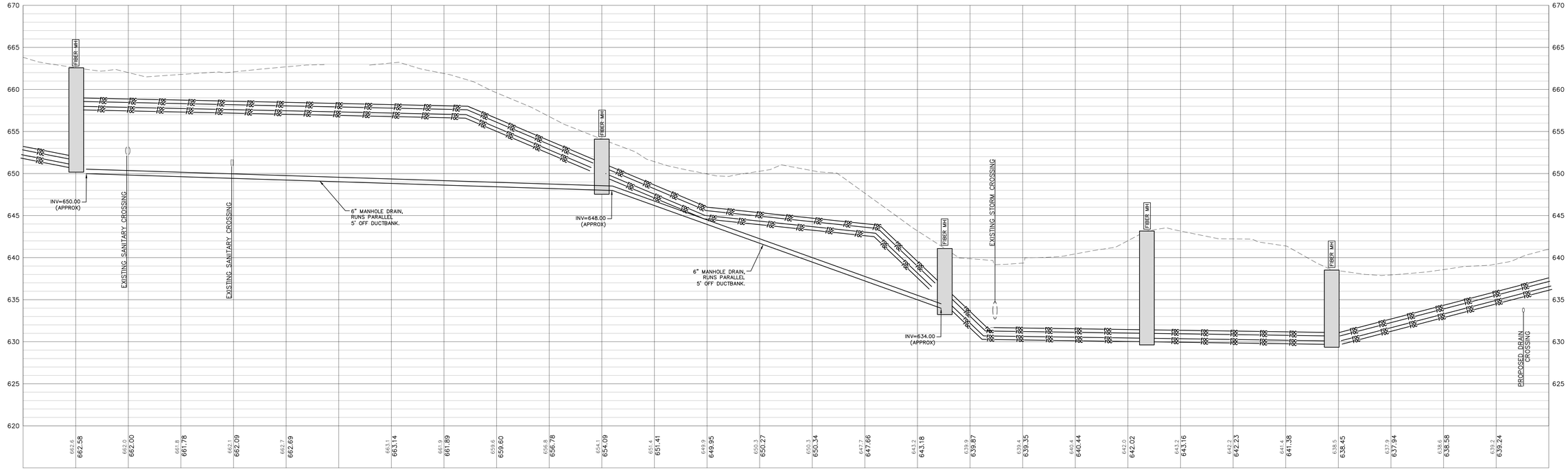


NOTE:
ALL UTILITY DEPTHS ARE APPROXIMATE AND SHOULD BE VERIFIED BY CONTRACTOR USING GROUND PENETRATING RADAR AND POTHOLING.

FIBER BACKBONE

| | |
|---|---|
| 35% SCHEMATIC DESIGN SUBMISSION | 5.17.21 |
| 65% DESIGN DEVELOPMENT SUBMISSION | 6.15.21 |
| 65% DESIGN DEVELOPMENT RESUBMISSION | 8.25.21 |
| 95% CONSTRUCTION DOCUMENTS | 6.23.22 |
| 95% CONSTRUCTION DOCUMENTS RESUBMISSION | 6.6.23 |
| Revisions: | Date: |

CONSULTANT

IMEG
15 SUNNEN DR SUITE 104
SAINT LOUIS, MO 63143
314.645.1132 FAX: 314.645.1173
www.imegcorp.com # 17002665.02

ARCHITECT/ENGINEER OF RECORD

Romanyk Consulting
Focusing on what matters
Romanyk Consulting Corp. www.romanykconsulting.com
3308 Preston Road, Suite 350-164, Plano, Texas 75093

STAMP

LICENSED PROFESSIONAL ENGINEER
LINNEA K. SHAW
062-074863
OF ILLINOIS

Office of Construction and Facilities Management

VA U.S. Department of Veterans Affairs

| | | | |
|---|---|---|---|
| Drawing Title: FIBER BACKBONE | Phase: FINAL BID DOCUMENTS | Project Title: EHRM INFRASTRUCTURE UPGRADES - MILWAUKEE, WI | Project Number: 695-21-700 |
| Approved: | Sprinklered: FULLY SPRINKLERED | Location: 5000 W. NATIONAL AVENUE MILWAUKEE, WI | Building Number |
| | | Issue Date: SEPTEMBER 5, 2025 / Checked: RJJ / Drawn: LKS | Drawing Number: 100-CU102 of |

VA FORM 08 - 6231

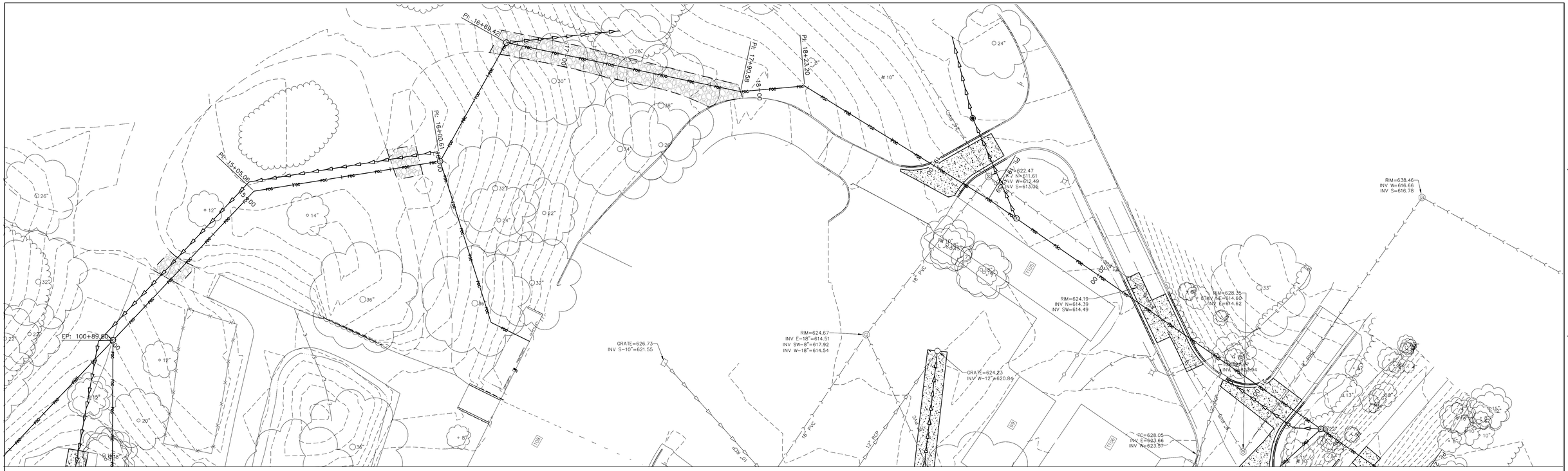


PROFILE VIEW OF 18004375.03 FOC BACKBONE
HORIZONTAL SCALE: 1" = 20'
VERTICAL SCALE: 1" = 5'

6 DUCT BACKBONE

## FIBER BACKBONE

SCALE: 1"=20'

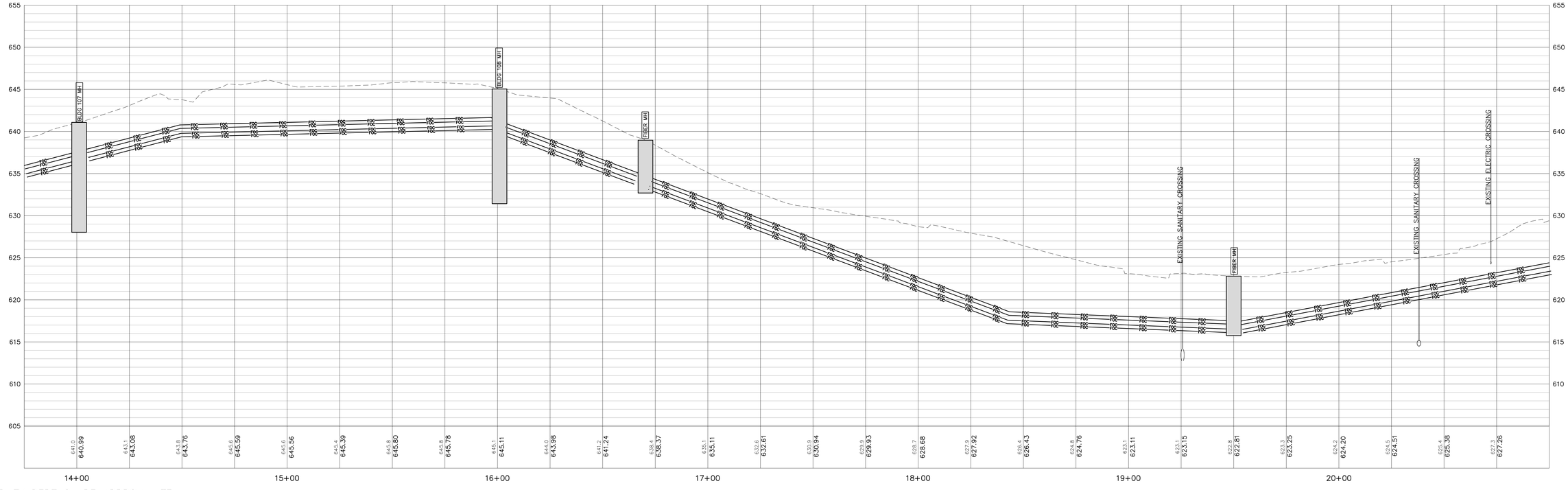


NOTE:
ALL UTILITY DEPTHS ARE APPROXIMATE
AND SHOULD BE VERIFIED BY CONTRACTOR
USING GROUND PENETRATING RADAR AND POTHOLING.

FIBER BACKBONE

| | |
|---|---|
| 35% SCHEMATIC DESIGN SUBMISSION | 5.17.21 |
| 65% DESIGN DEVELOPMENT SUBMISSION | 6.15.21 |
| 65% DESIGN DEVELOPMENT RESUBMISSION | 8.25.21 |
| 95% CONSTRUCTION DOCUMENTS | 6.23.22 |
| 95% CONSTRUCTION DOCUMENTS RESUBMISSION | 6.6.23 |
| | |
| | |
| | |
| | |
| Revisions: | Date: |

CONSULTANT

IMEG
15 SUNNEN DR SUITE 104
SAINT LOUIS, MO 63143
314.645.1132 FAX: 314.645.1173
www.imegcorp.com # 17002665.02

ARCHITECT/ENGINEER OF RECORD

Romanyk Consulting
Focusing on what matters
Romanyk Consulting Corp. www.romanykconsulting.com
3308 Preston Road, Suite 350-164, Plano, Texas 75093

STAMP

LICENSED PROFESSIONAL ENGINEER
LINNEA K. SHAW
062-074893
OF ILLINOIS

Office of Construction and Facilities Management

VA U.S. Department of Veterans Affairs

| | |
|---|---|
| Drawing Title | FIBER BACKBONE |
| Approved: | |
| Phase | FINAL BID DOCUMENTS |
| Sprinklered | FULLY SPRINKLERED |
| Project Title | EHRM INFRASTRUCTURE UPGRADES - MILWAUKEE, WI |
| Location | 5000 W. NATIONAL AVENUE MILWAUKEE, WI |
| Issue Date | SEPTEMBER 5, 2025 |
| Checked | RJJ |
| Drawn | LKS |
| Project Number | 695-21-700 |
| Building Number | |
| Drawing Number | 100-CU103 |
| | of |

VA FORM 08 - 6231

Graphic Scale : 1"=16' = 1'-0"
Graphic Scale : 1"=8' = 1'-0"
Graphic Scale : 3/32" = 1'-0"
Graphic Scale : 1/4" = 1'-0"
Graphic Scale : 3/16" = 1'-0"
Graphic Scale : 1/2" = 1'-0"
Graphic Scale : 3/4" = 1'-0"
Graphic Scale : 1" = 1'-0"
Graphic Scale : 1 1/2" = 1'-0"

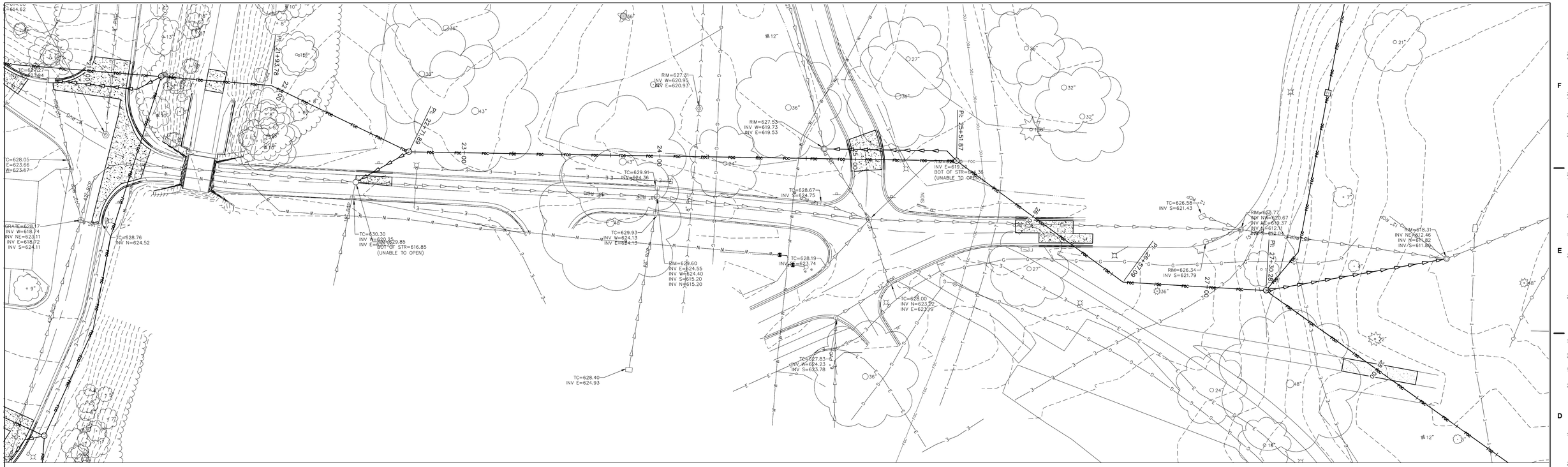


PROFILE VIEW OF 18004375.03 FOC BACKBONE
HORIZONTAL SCALE: 1" = 20'
VERTICAL SCALE: 1" = 5'

6 DUCT BACKBONE

FIBER BACKBONE
SCALE: 1"=20'

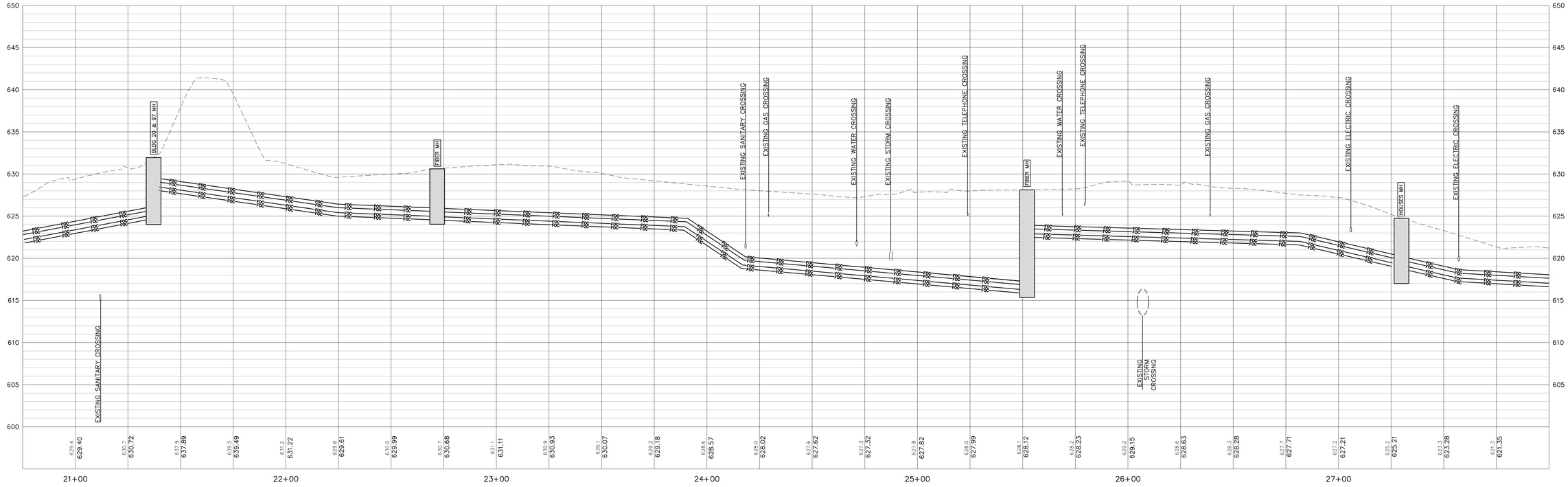


NOTE:
ALL UTILITY DEPTHS ARE APPROXIMATE
AND SHOULD BE VERIFIED BY CONTRACTOR
USING GROUND PENETRATING RADAR AND POTHOLING.

FIBER BACKBONE

| | |
|---|---|
| 35% SCHEMATIC DESIGN SUBMISSION | 5.17.21 |
| 65% DESIGN DEVELOPMENT SUBMISSION | 6.15.21 |
| 65% DESIGN DEVELOPMENT RESUBMISSION | 8.25.21 |
| 95% CONSTRUCTION DOCUMENTS | 6.23.22 |
| 95% CONSTRUCTION DOCUMENTS RESUBMISSION | 6.6.23 |
| Revisions: | Date: |

CONSULTANT

IMEG
15 SUNNEN DR SUITE 104
SAINT LOUIS, MO 63143
314.645.1132 FAX: 314.645.1173
www.imegcorp.com # 17002665.02

ARCHITECT/ENGINEER OF RECORD

Romanyk Consulting
Focusing on what matters
Romanyk Consulting Corp. www.romanykconsulting.com
3308 Preston Road, Suite 350-164, Plano, Texas 75093

STAMP

LICENSED PROFESSIONAL ENGINEER
LINNEA K. SHAW
062-074863
OF ILLINOIS

Office of Construction and Facilities Management

VA U.S. Department of Veterans Affairs

| | | | |
|---|---|---|---|
| Drawing Title: FIBER BACKBONE | Phase: FINAL BID DOCUMENTS | Project Title: EHRM INFRASTRUCTURE UPGRADES - MILWAUKEE, WI | Project Number: 695-21-700 |
| Approved: | Sprinklered: FULLY SPRINKLERED | Location: 5000 W. NATIONAL AVENUE MILWAUKEE, WI | Building Number |
| | | Issue Date: SEPTEMBER 5, 2025 / Checked: RJJ / Drawn: LKS | Drawing Number: 100-CU104 of |

VA FORM 08 - 6231

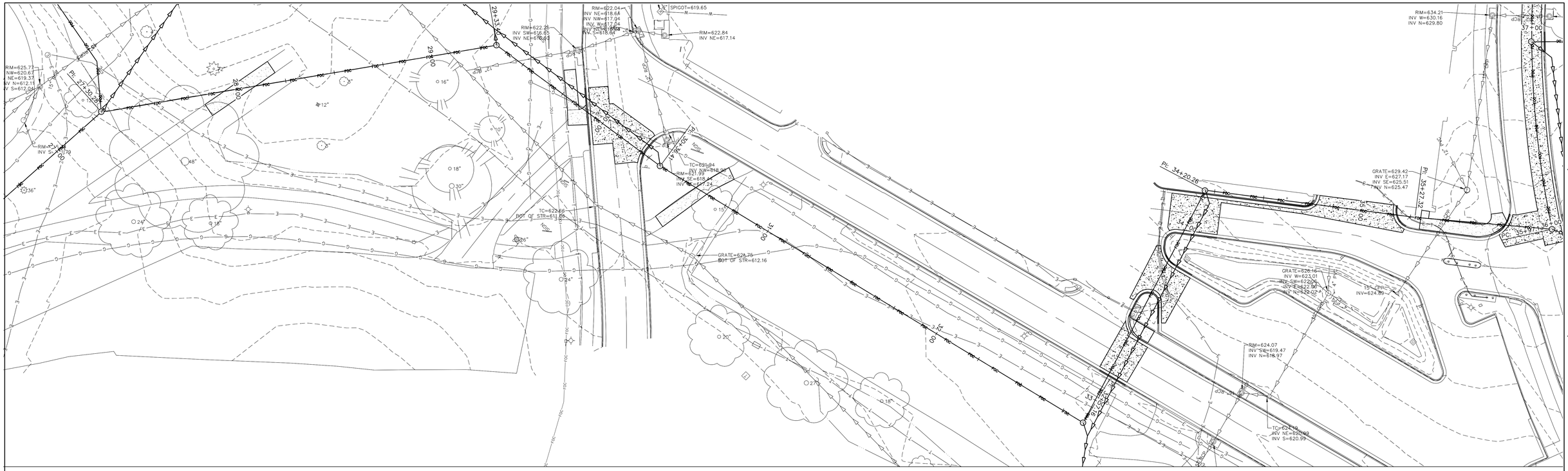


PROFILE VIEW OF 18004375.03 FOC BACKBONE
HORIZONTAL SCALE: 1" = 20'
VERTICAL SCALE: 1" = 5'

6 DUCT BACKBONE

## FIBER BACKBONE

SCALE: 1"=20'

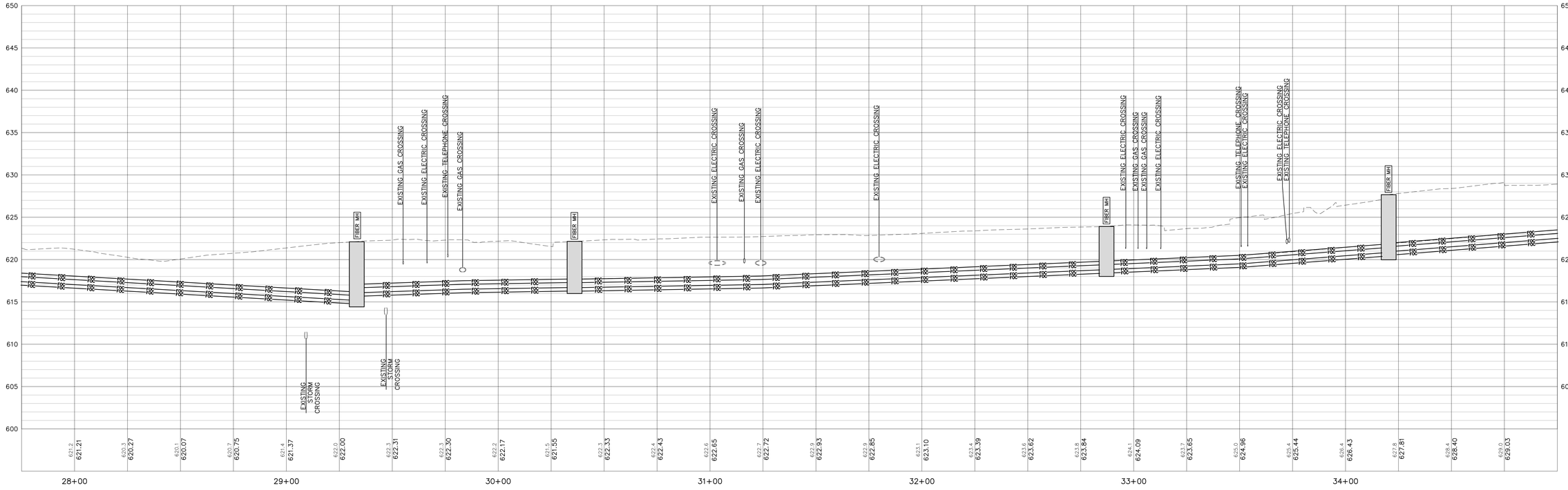


NOTE:
ALL UTILITY DEPTHS ARE APPROXIMATE
AND SHOULD BE VERIFIED BY CONTRACTOR
USING GROUND PENETRATING RADAR AND POTHOLING.

FIBER BACKBONE

| | |
|---|---|
| 35% SCHEMATIC DESIGN SUBMISSION | 5.17.21 |
| 65% DESIGN DEVELOPMENT SUBMISSION | 6.15.21 |
| 65% DESIGN DEVELOPMENT RESUBMISSION | 8.25.21 |
| 95% CONSTRUCTION DOCUMENTS | 6.23.22 |
| 95% CONSTRUCTION DOCUMENTS RESUBMISSION | 6.6.23 |
| | |
| | |
| | |
| | |
| Revisions: | Date: |


CONSULTANT
IMEG
15 SUNNEN DR SUITE 104
SAINT LOUIS, MO 63143
314.645.1132 FAX: 314.645.1173
www.imegcorp.com # 17002665.02

ARCHITECT/ENGINEER OF RECORD
Romanyk Consulting
Focusing on what matters
Romanyk Consulting Corp. www.romanykconsulting.com
3308 Preston Road, Suite 350-164, Plano, Texas 75093


STAMP
LICENSED PROFESSIONAL ENGINEER
LINNEA K. SHAW
062-074803
OF ILLINOIS

Office of Construction and Facilities Management
VA U.S. Department of Veterans Affairs

| | |
|---|---|
| Drawing Title | FIBER BACKBONE |
| Approved: | |
| Phase | FINAL BID DOCUMENTS |
| Sprinklered | FULLY SPRINKLERED |
| Project Title | EHRM INFRASTRUCTURE UPGRADES - MILWAUKEE, WI |
| Location | 5000 W. NATIONAL AVENUE MILWAUKEE, WI |
| Issue Date | SEPTEMBER 5, 2025 |
| Checked | RJJ |
| Drawn | LKS |
| Project Number | 695-21-700 |
| Building Number | |
| Drawing Number | 100-CU105 |
| | of |

VA FORM 08 - 6231

Graphic Scale : 1"=16' = 1'-0"
Graphic Scale : 1"=8' = 1'-0"
Graphic Scale : 3/32" = 1'-0"
Graphic Scale : 1"=4' = 1'-0"
Graphic Scale : 3/16" = 1'-0"
Graphic Scale : 1/2" = 1'-0"
Graphic Scale : 3/4" = 1'-0"
Graphic Scale : 1" = 1'-0"
Graphic Scale : 1 1/2" = 1'-0"

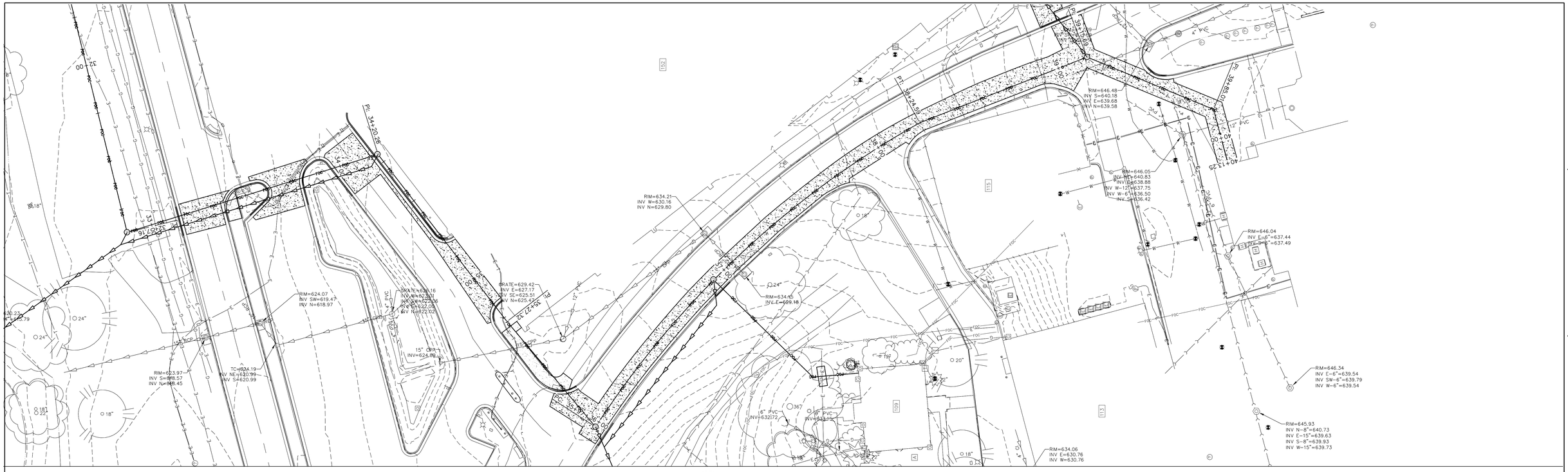


NOTE:
ALL UTILITY DEPTHS ARE APPROXIMATE AND SHOULD BE VERIFIED BY CONTRACTOR USING GROUND PENETRATING RADAR AND POTHOLING.

| Revisions: | Date: |
|---|---|
| 35% SCHEMATIC DESIGN SUBMISSION | 5.17.21 |
| 65% DESIGN DEVELOPMENT SUBMISSION | 6.15.21 |
| 65% DESIGN DEVELOPMENT RESUBMISSION | 8.25.21 |
| 95% CONSTRUCTION DOCUMENTS | 6.23.22 |
| 95% CONSTRUCTION DOCUMENTS RESUBMISSION | 6.6.23 |


CONSULTANT
IMEG
15 SUNNEN DR SUITE 104
SAINT LOUIS, MO 63143
314.645.1132 FAX: 314.645.1173
www.imegcorp.com # 17002665.02

ARCHITECT/ENGINEER OF RECORD
Romanyk Consulting
Focusing on what matters
Romanyk Consulting Corp. www.romanykconsulting.com
3308 Preston Road, Suite 350-164, Plano, Texas 75093


STAMP
LICENSED PROFESSIONAL ENGINEER
LINNEA K. SHAW
062-074893
ILLINOIS

Office of Construction and Facilities Management
VA U.S. Department of Veterans Affairs

| | |
|---|---|
| Drawing Title | FIBER BACKBONE |
| Approved: | |
| Phase | FINAL BID DOCUMENTS |
| Sprinklered | FULLY SPRINKLERED |
| Project Title | EHRM INFRASTRUCTURE UPGRADES - MILWAUKEE, WI |
| Location | 5000 W. NATIONAL AVENUE MILWAUKEE, WI |
| Issue Date | SEPTEMBER 5, 2025 |
| Checked | RJJ |
| Drawn | LKS |
| Project Number | 695-21-700 |
| Building Number | |
| Drawing Number | 100-CU106 |
| | of |

VA FORM 08 - 6231

Graphic Scale : 1"=16' = 1'-0"
Graphic Scale : 1"=8' = 1'-0"
Graphic Scale : 3/32" = 1'-0"
Graphic Scale : 1/4" = 1'-0"
Graphic Scale : 3/16" = 1'-0"
Graphic Scale : 1/2" = 1'-0"
Graphic Scale : 3/4" = 1'-0"
Graphic Scale : 1" = 1'-0"
Graphic Scale : 1 1/2" = 1'-0"

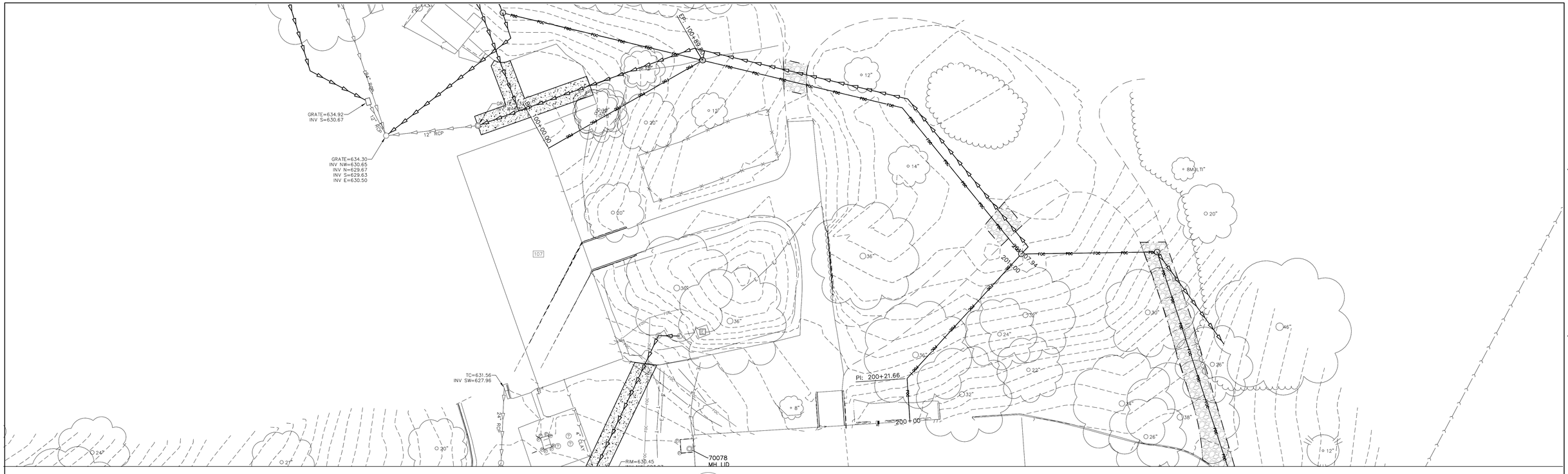


## BLDG 107 & 108

SCALE: 1"=20'

PROFILE VIEW OF 18004375.03 BLDG 108
HORIZONTAL SCALE: 1" = 20'
VERTICAL SCALE: 1" = 5'

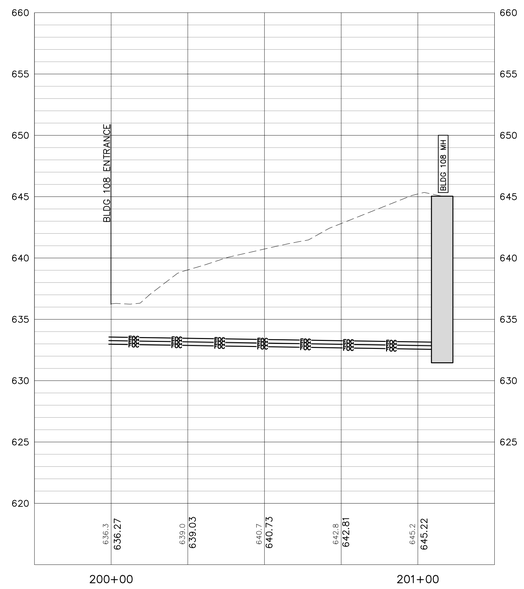


PROFILE VIEW OF 18004375.03 BLDG 107 FOC
HORIZONTAL SCALE: 1" = 20'
VERTICAL SCALE: 1" = 5'

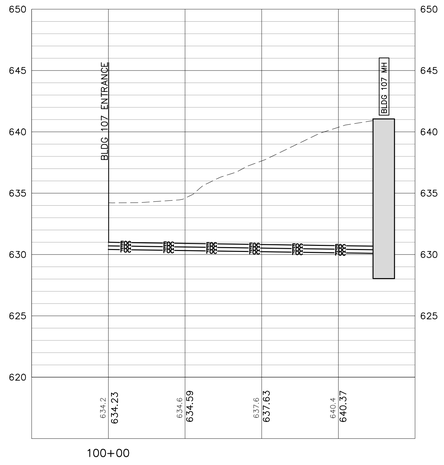


NOTE:
ALL UTILITY DEPTHS ARE APPROXIMATE
AND SHOULD BE VERIFIED BY CONTRACTOR
USING GROUND PENETRATING RADAR AND POTHOLING.

## BLDG 107 SERVICE

## BLDG 108 SERVICE

| Revisions: | Date: |
|---|---|
| 35% SCHEMATIC DESIGN SUBMISSION | 5.17.21 |
| 65% DESIGN DEVELOPMENT SUBMISSION | 6.15.21 |
| 65% DESIGN DEVELOPMENT RESUBMISSION | 8.25.21 |
| 95% CONSTRUCTION DOCUMENTS | 6.23.22 |
| 95% CONSTRUCTION DOCUMENTS RESUBMISSION | 6.6.23 |
| | |
| | |
| | |
| | |


CONSULTANT

IMEG
15 SUNNEN DR SUITE 104
SAINT LOUIS, MO 63143
314.645.1132 FAX: 314.645.1173
www.imegcorp.com # 17002685.02

ARCHITECT/ENGINEER OF RECORD

Romanyk Consulting
Focusing on what matters
Romanyk Consulting Corp. www.romanykconsulting.com
3308 Preston Road, Suite 350-164, Plano, Texas 75093


STAMP

LICENSED PROFESSIONAL ENGINEER
LINNEA K. SHAW
062-074863
OF ILLINOIS

Office of Construction and Facilities Management

VA U.S. Department of Veterans Affairs

| | | | |
|---|---|---|---|
| Drawing Title: FIBER BACKBONE | Phase: FINAL BID DOCUMENTS | Project Title: EHRM INFRASTRUCTURE UPGRADES - MILWAUKEE, WI | Project Number: 695-21-700 |
| Approved: | Sprinklered: FULLY SPRINKLERED | Location: 5000 W. NATIONAL AVENUE MILWAUKEE, WI | Building Number |
| | | Issue Date: SEPTEMBER 5, 2025 / Checked: RJJ / Drawn: LKS | Drawing Number: 100-CU107 of |

VA FORM 08 - 6231

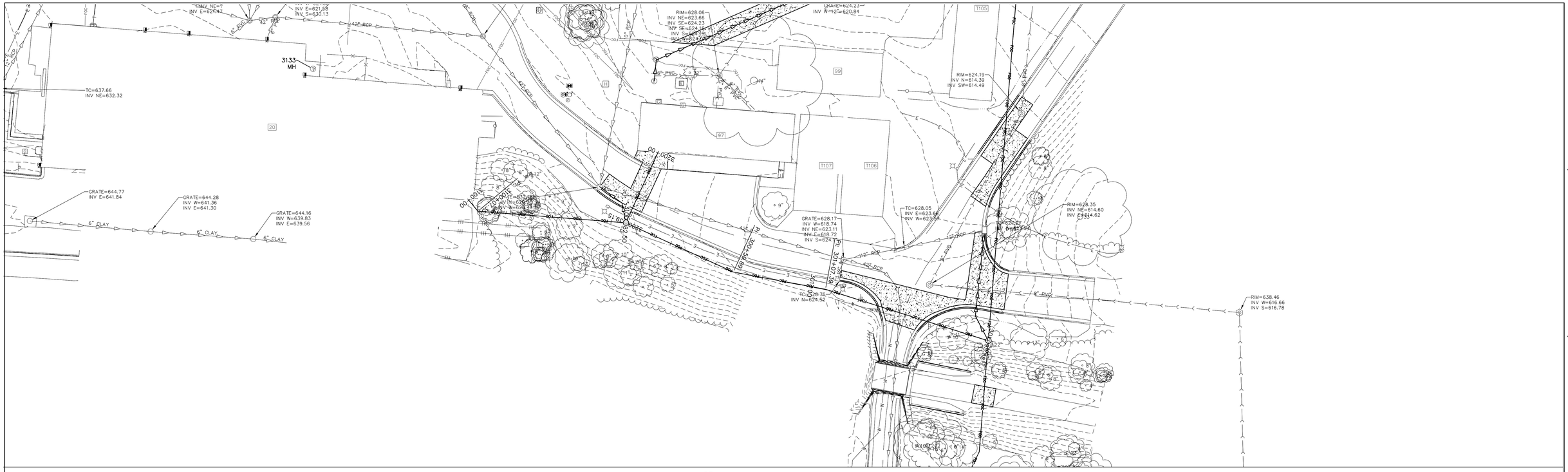


## BLDG 20 & 97

SCALE: 1"=20'

PROFILE VIEW OF BLDG 20 & 97
HORIZONTAL SCALE: 1" = 20'
VERTICAL SCALE: 1" = 5'

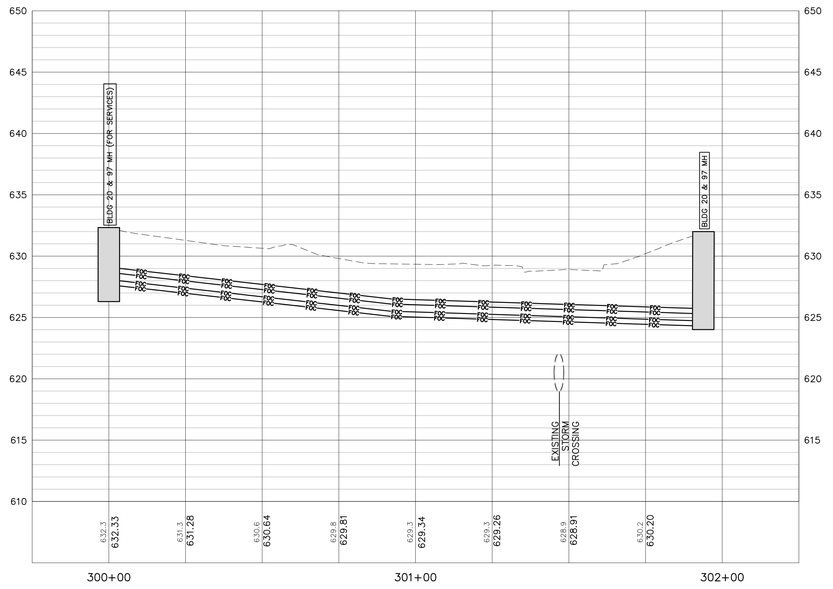


### BLDG 20 & 97 TRUNK

PROFILE VIEW OF BLDG 20
HORIZONTAL SCALE: 1" = 20'
VERTICAL SCALE: 1" = 5'

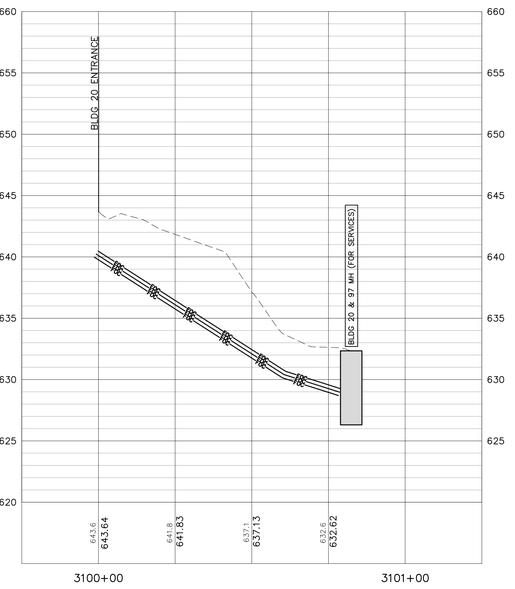


### BLDG 20 SERVICE

PROFILE VIEW OF BLDG 97
HORIZONTAL SCALE: 1" = 20'
VERTICAL SCALE: 1" = 5'

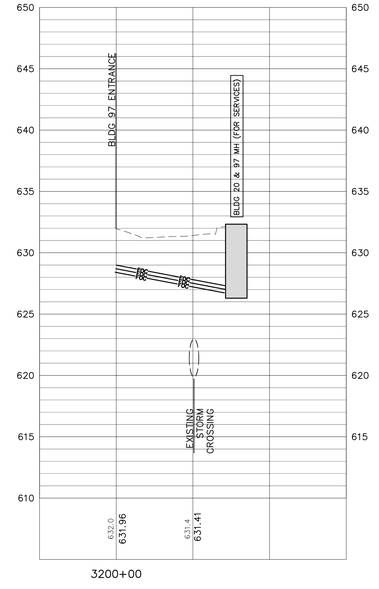


### BLDG 97 SERVICE

NOTE:
ALL UTILITY DEPTHS ARE APPROXIMATE
AND SHOULD BE VERIFIED BY CONTRACTOR
USING GROUND PENETRATING RADAR AND POTHOLING.

| | |
|---|---|
| 35% SCHEMATIC DESIGN SUBMISSION | 5.17.21 |
| 65% DESIGN DEVELOPMENT SUBMISSION | 6.15.21 |
| 65% DESIGN DEVELOPMENT RESUBMISSION | 8.25.21 |
| 95% CONSTRUCTION DOCUMENTS | 6.23.22 |
| 95% CONSTRUCTION DOCUMENTS RESUBMISSION | 6.6.23 |
| | |
| | |
| | |
| | |
| Revisions: | Date: |

CONSULTANT

IMEG
15 SUNNEN DR SUITE 104
SAINT LOUIS, MO 63143
314.645.1132 FAX: 314.645.1173
www.imegcorp.com # 17002665.02

ARCHITECT/ENGINEER OF RECORD

Romanyk Consulting
Focusing on what matters
Romanyk Consulting Corp. www.romanykconsulting.com
3308 Preston Road, Suite 350-164, Plano, Texas 75093

STAMP

LICENSED PROFESSIONAL ENGINEER
LINNEA K. SHAW
062-074863
STATE OF ILLINOIS

Office of Construction and Facilities Management

VA U.S. Department of Veterans Affairs

| | | | |
|---|---|---|---|
| Drawing Title: FIBER BACKBONE | Phase: FINAL BID DOCUMENTS | Project Title: EHRM INFRASTRUCTURE UPGRADES - MILWAUKEE, WI | Project Number: 695-21-700 |
| Approved: | Sprinklered: FULLY SPRINKLERED | Location: 5000 W. NATIONAL AVENUE MILWAUKEE, WI | Building Number |
| | | Issue Date: SEPTEMBER 5, 2025 / Checked: RJJ / Drawn: LKS | Drawing Number: 100-CU108 of |

VA FORM 08 - 6231

Graphic Scale : 32' = 1'-0"
Graphic Scale : 16' = 1'-0"
Graphic Scale : 4' = 1'-0"
Graphic Scale : 2' = 1'-0"
Graphic Scale : 1" = 1'-0"
Graphic Scale : 1 1/2" = 1'-0"
Graphic Scale : 3/16" = 1'-0"
Graphic Scale : 1/2" = 1'-0"
Graphic Scale : 3/4" = 1'-0"
Graphic Scale : 1/4" = 1'-0"

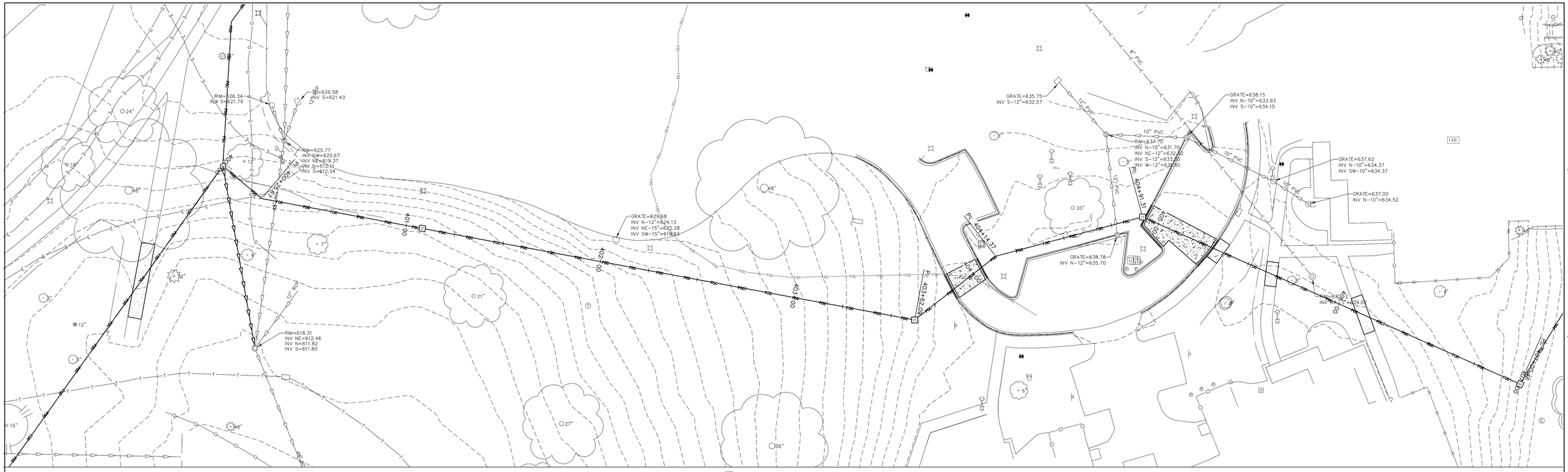


HOUSING
SCALE: 1"=20'

PROFILE VIEW OF HOUSES
HORIZONTAL SCALE: 1" = 20'
VERTICAL SCALE: 1" = 5'

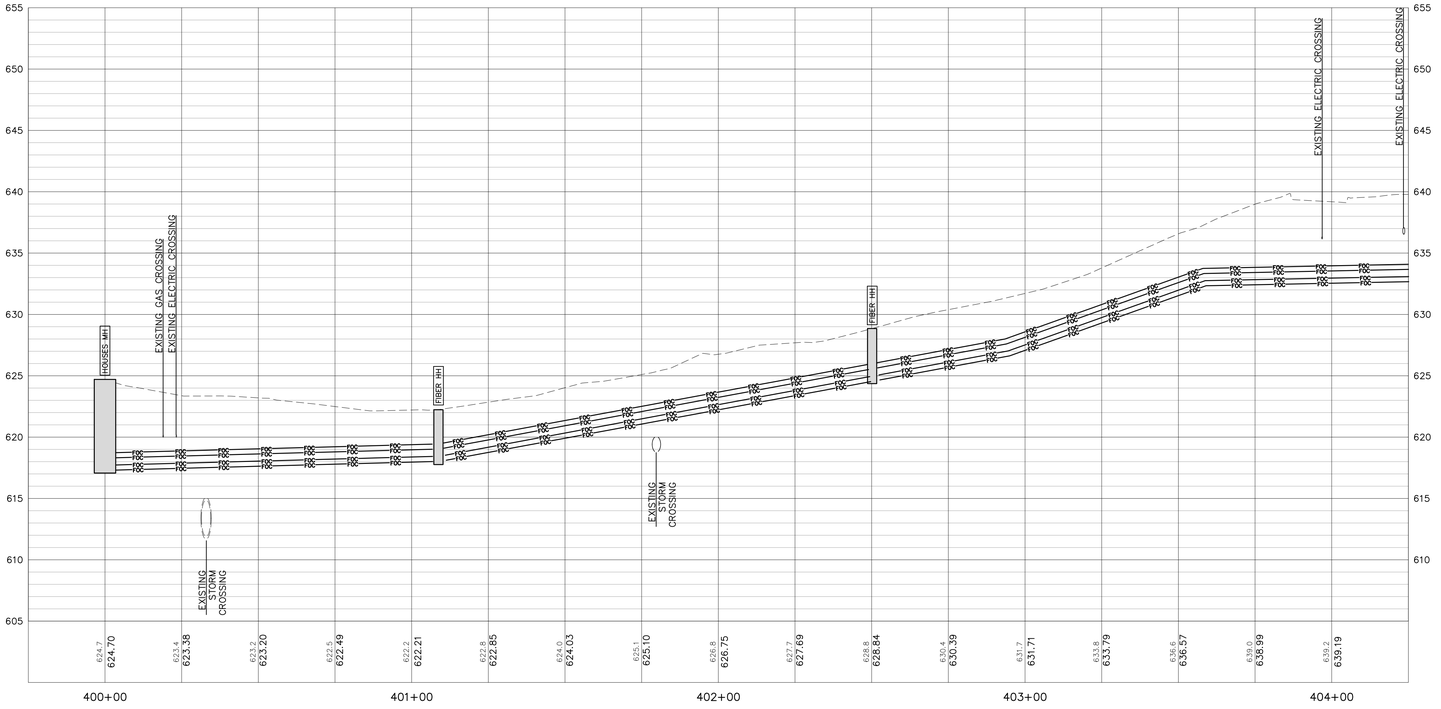


HOUSING SERVICE

NOTE:
ALL UTILITY DEPTHS ARE APPROXIMATE
AND SHOULD BE VERIFIED BY CONTRACTOR
USING GROUND PENETRATING RADAR AND POTHOLING.

| | |
|---|---|
| 35% SCHEMATIC DESIGN SUBMISSION | 5.17.21 |
| 65% DESIGN DEVELOPMENT SUBMISSION | 6.15.21 |
| 65% DESIGN DEVELOPMENT RESUBMISSION | 8.25.21 |
| 95% CONSTRUCTION DOCUMENTS | 6.23.22 |
| 95% CONSTRUCTION DOCUMENTS RESUBMISSION | 6.6.23 |
| | |
| | |
| | |
| | |
| Revisions: | Date: |

CONSULTANT

IMEG
15 SUNNEN DR SUITE 104
SAINT LOUIS, MO 63143
314.645.1132 FAX: 314.645.1173
www.imegcorp.com # 17002665.02

ARCHITECT/ENGINEER OF RECORD

Romanyk Consulting
Focusing on what matters
Romanyk Consulting Corp. www.romanykconsulting.com
3308 Preston Road, Suite 350-164, Plano, Texas 75093

STAMP

LICENSED PROFESSIONAL ENGINEER
LINNEA K. SHAW
062-074863
STATE OF ILLINOIS

Office of Construction and Facilities Management

VA U.S. Department of Veterans Affairs

Drawing Title: FIBER BACKBONE
Approved:
Phase: FINAL BID DOCUMENTS
Sprinklered: FULLY SPRINKLERED
Project Title: EHRM INFRASTRUCTURE UPGRADES - MILWAUKEE, WI
Location: 5000 W. NATIONAL AVENUE MILWAUKEE, WI
Issue Date: SEPTEMBER 5, 2025
Checked: RJJ
Drawn: LKS
Project Number: 695-21-700
Building Number:
Drawing Number: 100-CU109
of

VA FORM 08 - 6231

Graphic Scale : 1/16" = 1'-0"
Graphic Scale : 1/8" = 1'-0"
Graphic Scale : 3/32" = 1'-0"
Graphic Scale : 1/4" = 1'-0"
Graphic Scale : 3/16" = 1'-0"
Graphic Scale : 1/2" = 1'-0"
Graphic Scale : 3/4" = 1'-0"
Graphic Scale : 1" = 1'-0"
Graphic Scale : 1 1/2" = 1'-0"

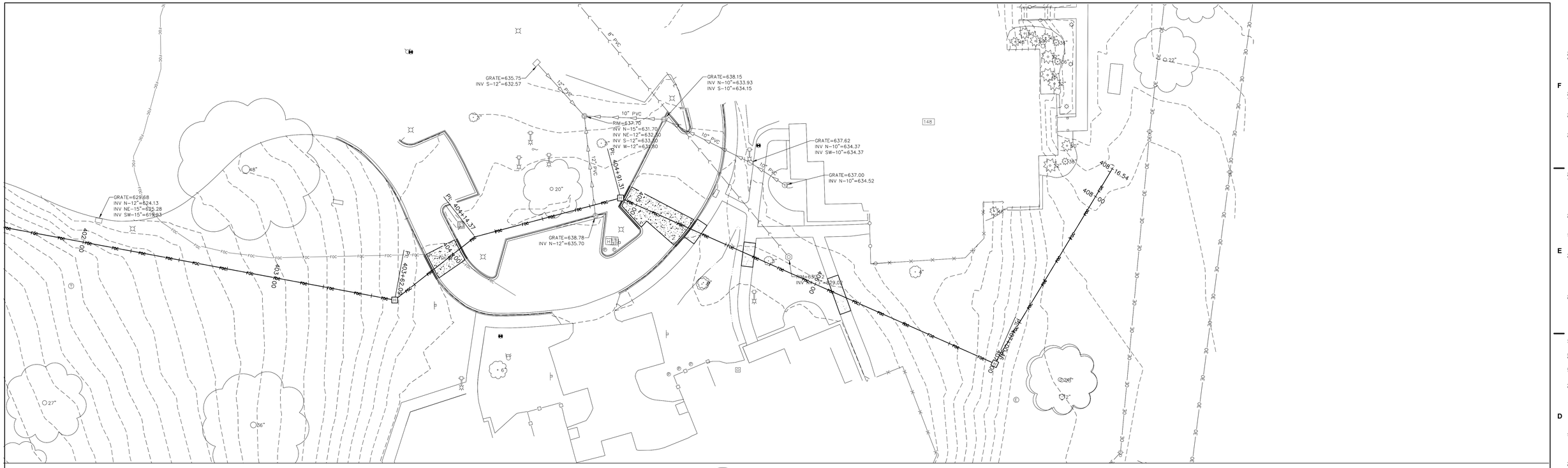


HOUSING
SCALE: 1"=20'

PROFILE VIEW OF HOUSES
HORIZONTAL SCALE: 1" = 20'
VERTICAL SCALE: 1" = 5'

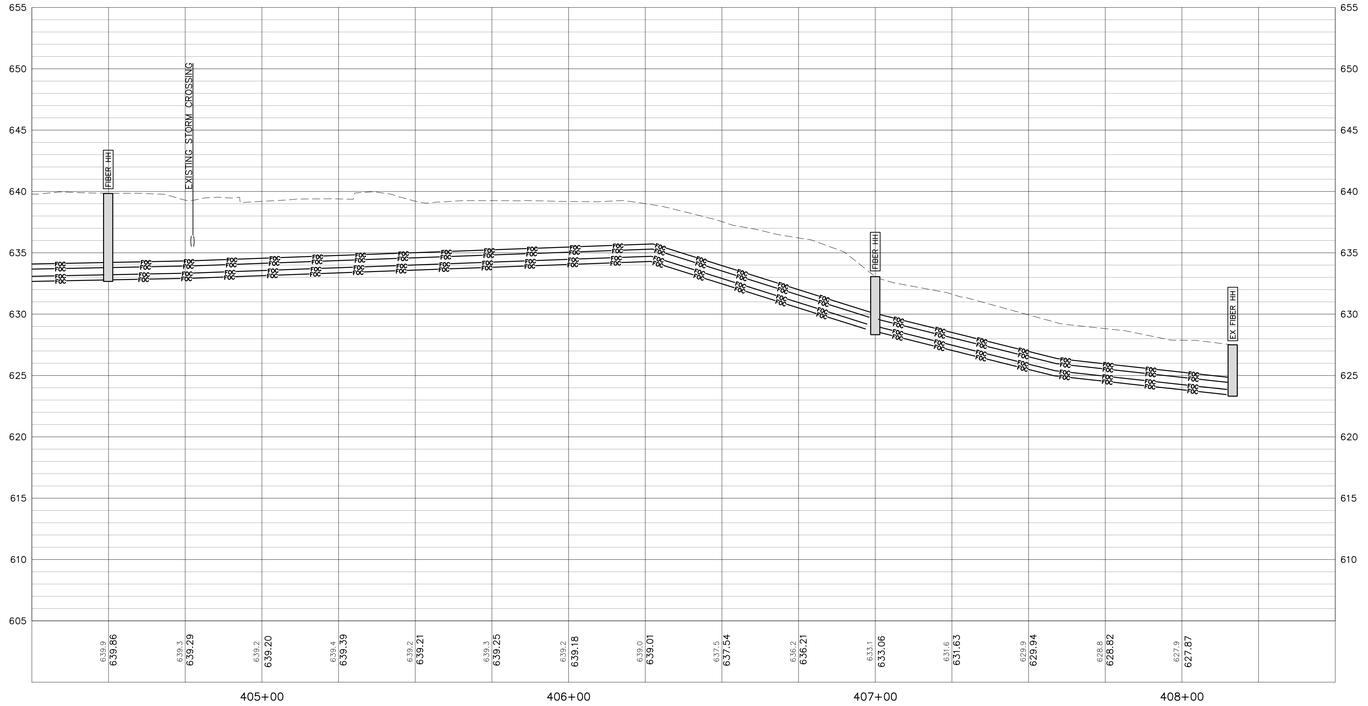


HOUSING SERVICE

NOTE:
ALL UTILITY DEPTHS ARE APPROXIMATE
AND SHOULD BE VERIFIED BY CONTRACTOR
USING GROUND PENETRATING RADAR AND POTHOLING.

| | |
|---|---|
| 35% SCHEMATIC DESIGN SUBMISSION | 5.17.21 |
| 65% DESIGN DEVELOPMENT SUBMISSION | 6.15.21 |
| 65% DESIGN DEVELOPMENT RESUBMISSION | 8.25.21 |
| 95% CONSTRUCTION DOCUMENTS | 6.23.22 |
| 95% CONSTRUCTION DOCUMENTS RESUBMISSION | 6.6.23 |
| | |
| | |
| | |
| | |
| Revisions: | Date: |

CONSULTANT

IMEG
15 SUNNEN DR SUITE 104
SAINT LOUIS, MO 63143
314.645.1132 FAX: 314.645.1173
www.imegcorp.com # 17002665.02

ARCHITECT/ENGINEER OF RECORD

Romanyk Consulting
Focusing on what matters
Romanyk Consulting Corp. www.romanykconsulting.com
3308 Preston Road, Suite 350-164, Plano, Texas 75093

STAMP

LICENSED PROFESSIONAL ENGINEER
LINNEA K. SHAW
062-074863
OF ILLINOIS

Office of Construction and Facilities Management

VA U.S. Department of Veterans Affairs

| | | | |
|---|---|---|---|
| Drawing Title: FIBER BACKBONE | Phase: FINAL BID DOCUMENTS | Project Title: EHRM INFRASTRUCTURE UPGRADES - MILWAUKEE, WI | Project Number: 695-21-700 |
| | | | Building Number: |
| Approved: | Sprinklered: FULLY SPRINKLERED | Location: 5000 W. NATIONAL AVENUE MILWAUKEE, WI | Drawing Number: 100-CU110 |
| | | Issue Date: SEPTEMBER 5, 2025 / Checked: RJJ / Drawn: LKS | of |

VA FORM 08 - 6231

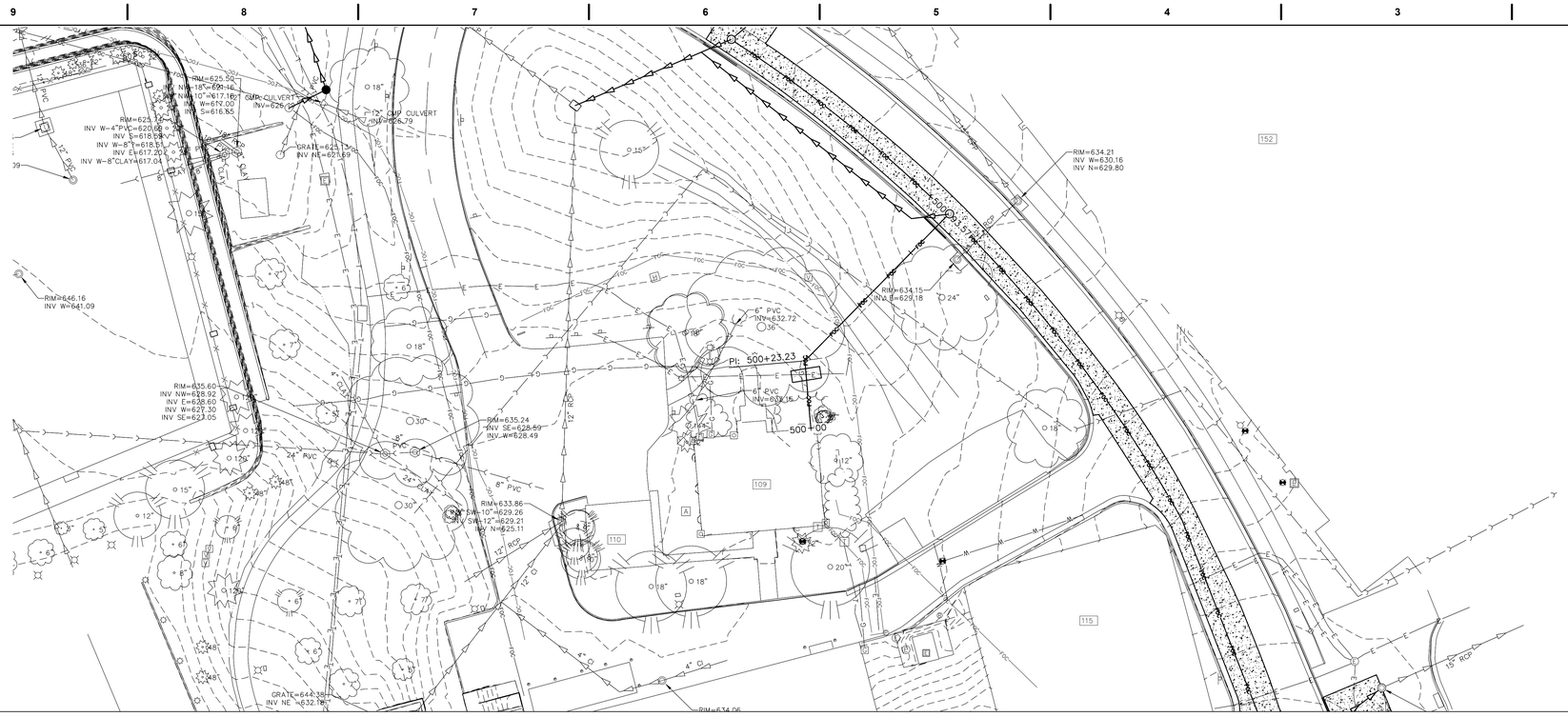


BLDG 109 SERVICE
SCALE: 1"=20'

PROFILE VIEW OF BLDG 109
HORIZONTAL SCALE: 1" = 20'
VERTICAL SCALE: 1" = 5'

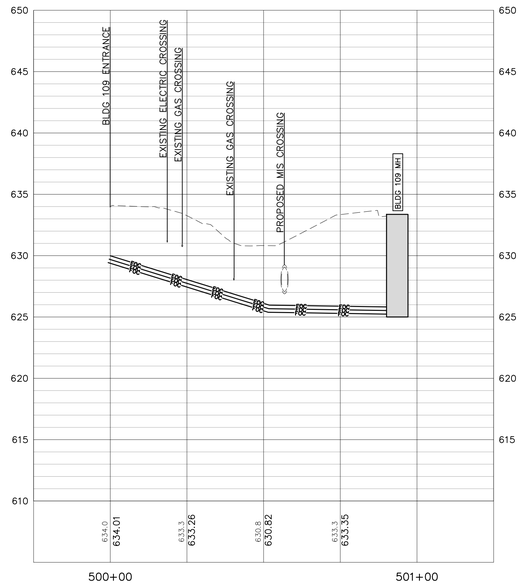


BLDG 109 SERVICE

NOTE:
ALL UTILITY DEPTHS ARE APPROXIMATE AND SHOULD BE VERIFIED BY CONTRACTOR USING GROUND PENETRATING RADAR AND POTHOLING.

| | |
|---|---|
| 35% SCHEMATIC DESIGN SUBMISSION | 5.17.21 |
| 65% DESIGN DEVELOPMENT SUBMISSION | 6.15.21 |
| 65% DESIGN DEVELOPMENT RESUBMISSION | 8.25.21 |
| 95% CONSTRUCTION DOCUMENTS | 6.23.22 |
| 95% CONSTRUCTION DOCUMENTS RESUBMISSION | 6.6.23 |
| | |
| | |
| | |
| | |
| Revisions: | Date: |

CONSULTANT

IMEG
15 SUNNEN DR SUITE 104
SAINT LOUIS, MO 63143
314.645.1132 FAX: 314.645.1173
www.imegcorp.com # 17002665.02

ARCHITECT/ENGINEER OF RECORD

**Romanyk Consulting**
**Focusing on what matters**
**Romanyk Consulting Corp.** www.romanykconsulting.com
3308 Preston Road, Suite 350-164, Plano, Texas 75093

STAMP

Office of Construction and Facilities Management

VA U.S. Department of Veterans Affairs

| | | | |
|---|---|---|---|
| **Drawing Title** FIBER BACKBONE | **Phase** FINAL BID DOCUMENTS | **Project Title** EHRM INFRASTRUCTURE UPGRADES - MILWAUKEE, WI | **Project Number** 695-21-700 |
| **Approved:** | **Sprinklered** FULLY SPRINKLERED | **Location** 5000 W. NATIONAL AVENUE MILWAUKEE, WI | **Building Number** |
| | | **Issue Date** SEPTEMBER 5, 2025 / **Checked** RJJ / **Drawn** LKS | **Drawing Number** 100-CU111 of |

VA FORM 08 - 6231

Graphic Scale : 32' = 1'-0"
Graphic Scale : 16' = 1'-0"
Graphic Scale : 4' = 1'-0"
Graphic Scale : 2' = 1'-0"
Graphic Scale : 1'6" = 1'-0"
Graphic Scale : 12' = 1'-0"
Graphic Scale : 3/16" = 1'-0"
Graphic Scale : 1/2" = 1'-0"
Graphic Scale : 3/4" = 1'-0"
Graphic Scale : 1" = 1'-0"

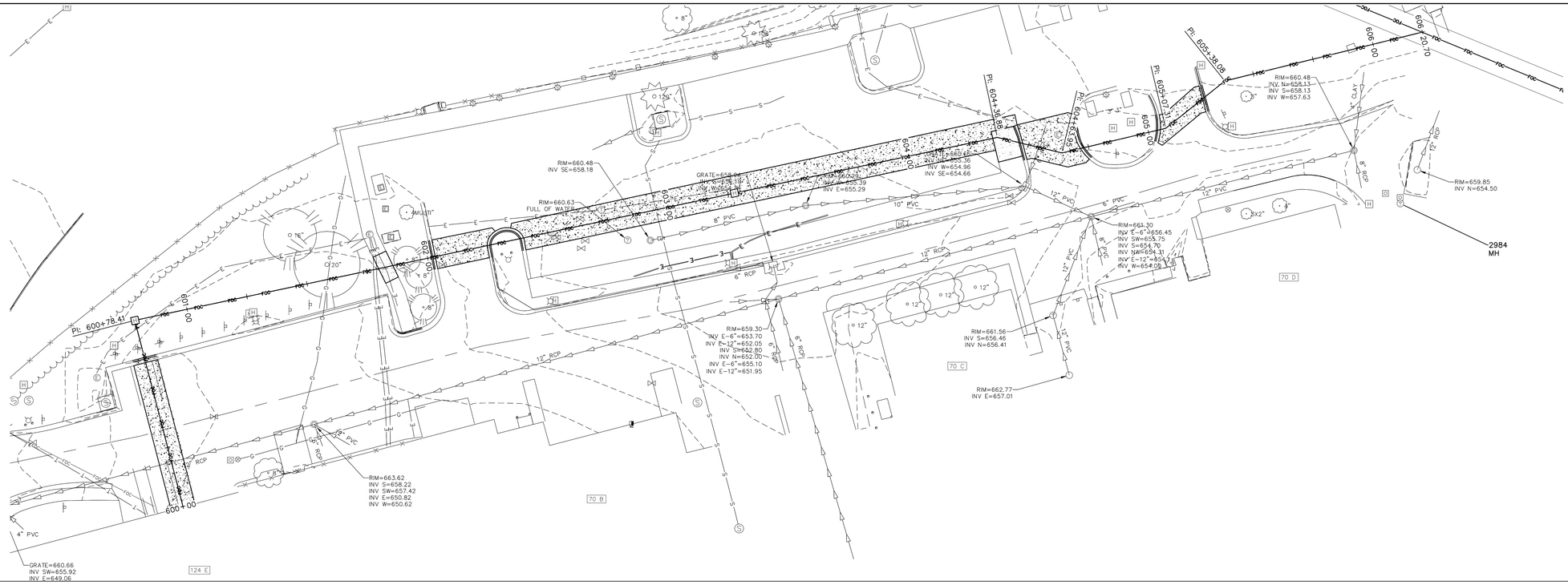


## BLDG 124 SERVICE

SCALE: 1"=20'

PROFILE VIEW OF BLDG 124
HORIZONTAL SCALE: 1" = 20'
VERTICAL SCALE: 1" = 5'

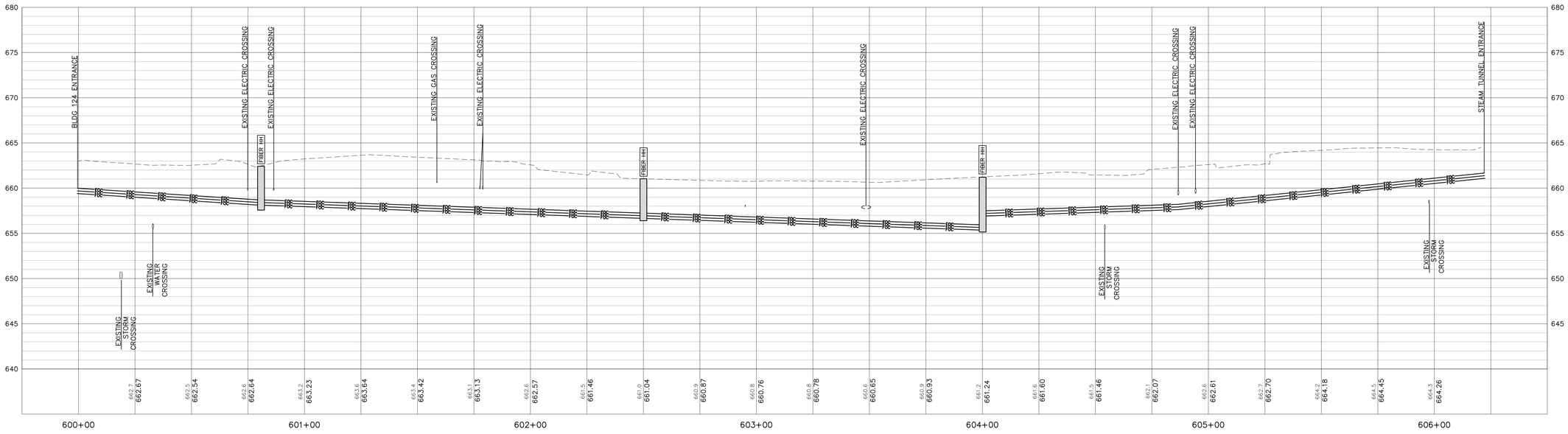


NOTE:
ALL UTILITY DEPTHS ARE APPROXIMATE
AND SHOULD BE VERIFIED BY CONTRACTOR
USING GROUND PENETRATING RADAR AND POTHOLING.

## BLDG 124 SERVICE

| Revisions: | Date: |
|---|---|
| 35% SCHEMATIC DESIGN SUBMISSION | 5.17.21 |
| 65% DESIGN DEVELOPMENT SUBMISSION | 6.15.21 |
| 65% DESIGN DEVELOPMENT RESUBMISSION | 8.25.21 |
| 95% CONSTRUCTION DOCUMENTS | 6.23.22 |
| 95% CONSTRUCTION DOCUMENTS RESUBMISSION | 6.6.23 |


CONSULTANT
IMEG
15 SUNNEN DR SUITE 104
SAINT LOUIS, MO 63143
314.645.1132 FAX: 314.645.1173
www.imegcorp.com # 17002665.02

ARCHITECT/ENGINEER OF RECORD
Romanyk Consulting
Focusing on what matters
Romanyk Consulting Corp. www.romanykconsulting.com
3308 Preston Road, Suite 350-164, Plano, Texas 75093


STAMP
LICENSED PROFESSIONAL ENGINEER
LINNEA K. SHAW
062-074863
OF ILLINOIS

Office of Construction and Facilities Management
VA U.S. Department of Veterans Affairs

| | | | |
|---|---|---|---|
| Drawing Title: FIBER BACKBONE | Phase: FINAL BID DOCUMENTS | Project Title: EHRM INFRASTRUCTURE UPGRADES - MILWAUKEE, WI | Project Number: 695-21-700 |
| Approved: | Sprinklered: FULLY SPRINKLERED | Location: 5000 W. NATIONAL AVENUE MILWAUKEE, WI | Building Number |
| | | Issue Date: SEPTEMBER 5, 2025 / Checked: RJJ / Drawn: LKS | Drawing Number: 100-CU112 of |

VA FORM 08 - 6231

Graphic Scale : 1"=16' = 1'-0"
Graphic Scale : 1"=8' = 1'-0"
Graphic Scale : 3/32" = 1'-0"
Graphic Scale : 1/4" = 1'-0"
Graphic Scale : 3/16" = 1'-0"
Graphic Scale : 1/2" = 1'-0"
Graphic Scale : 3/4" = 1'-0"
Graphic Scale : 1" = 1'-0"
Graphic Scale : 1 1/2" = 1'-0"

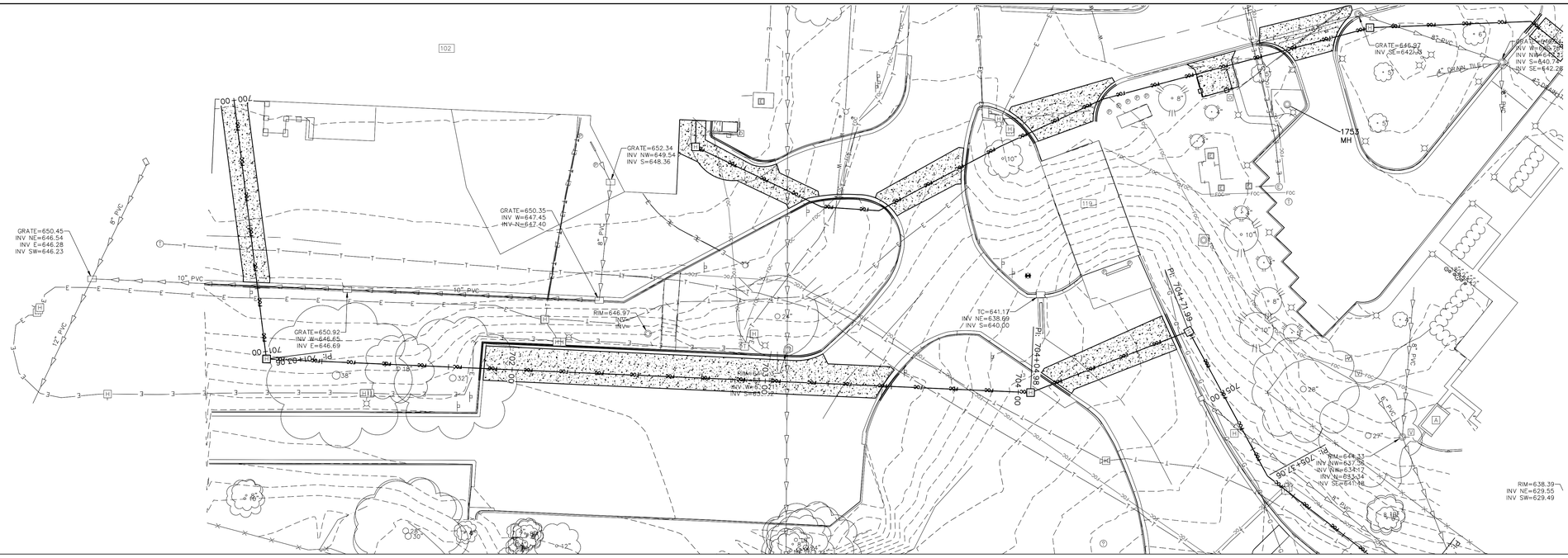


PROFILE VIEW OF BLDG 120 - 1
HORIZONTAL SCALE: 1" = 20'
VERTICAL SCALE: 1" = 5'

## BLDG 102 SERVICE

SCALE: 1"=20'

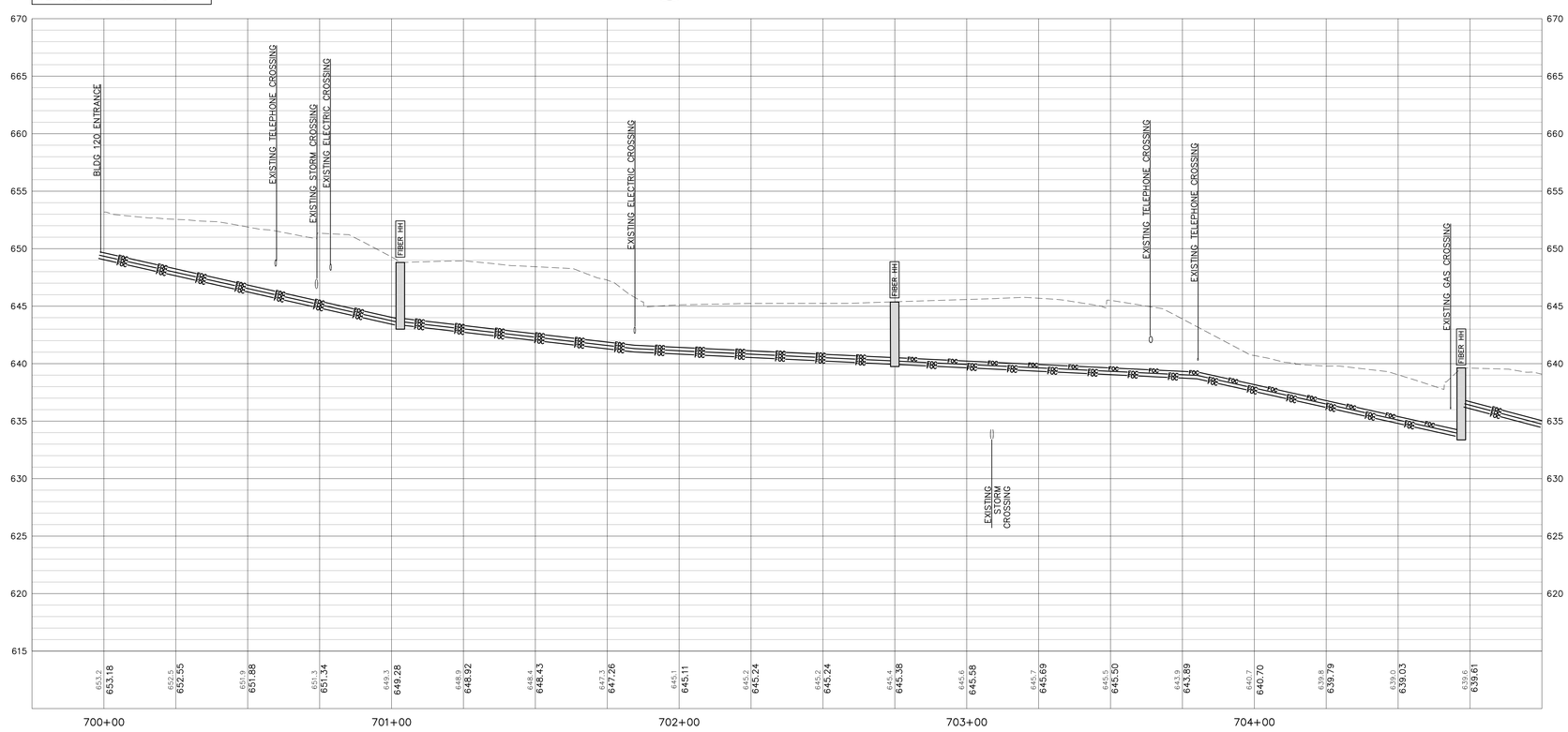


## BLDG 102 SERVICE

NOTE:
ALL UTILITY DEPTHS ARE APPROXIMATE
AND SHOULD BE VERIFIED BY CONTRACTOR
USING GROUND PENETRATING RADAR AND POTHOLING.

| | |
|---|---|
| 35% SCHEMATIC DESIGN SUBMISSION | 5.17.21 |
| 65% DESIGN DEVELOPMENT SUBMISSION | 6.15.21 |
| 65% DESIGN DEVELOPMENT RESUBMISSION | 8.25.21 |
| 95% CONSTRUCTION DOCUMENTS | 6.23.22 |
| 95% CONSTRUCTION DOCUMENTS RESUBMISSION | 6.6.23 |
| | |
| | |
| | |
| | |
| Revisions: | Date: |


CONSULTANT

IMEG
15 SUNNEN DR SUITE 104
SAINT LOUIS, MO 63143
314.645.1132 FAX: 314.645.1173
www.imegcorp.com # 17002665.02

ARCHITECT/ENGINEER OF RECORD

Romanyk Consulting
Focusing on what matters
Romanyk Consulting Corp. www.romanykconsulting.com
3308 Preston Road, Suite 350-164, Plano, Texas 75093


STAMP

LICENSED PROFESSIONAL ENGINEER
LINNEA K. SHAW
062-074863
STATE OF ILLINOIS

Office of Construction and Facilities Management

VA U.S. Department of Veterans Affairs

| | |
|---|---|
| Drawing Title: FIBER BACKBONE | Phase: FINAL BID DOCUMENTS |
| Approved: | Sprinklered: FULLY SPRINKLERED |

Project Title: EHRM INFRASTRUCTURE UPGRADES - MILWAUKEE, WI
Project Number: 695-21-700
Building Number:
Location: 5000 W. NATIONAL AVENUE MILWAUKEE, WI
Drawing Number: 100-CU113
Issue Date: SEPTEMBER 5, 2025 | Checked: RJJ | Drawn: LKS
of

Graphic Scale : 1/16" = 1'-0" (0' 8' 16' 32')
Graphic Scale : 1/8" = 1'-0" (0' 4' 8' 16')
Graphic Scale : 3/32" = 1'-0" (0' 4" 8" 1' 2')
Graphic Scale : 1/4" = 1'-0" (0' 1' 2' 4')
Graphic Scale : 3/16" = 1'-0" (0' 1' 3' 6' 12')
Graphic Scale : 1/2" = 1'-0" (0' 1' 2' 4')
Graphic Scale : 3/4" = 1'-0" (0' 6" 1' 2')
Graphic Scale : 1" = 1'-0" (0' 6" 1' 2')
Graphic Scale : 1 1/2" = 1'-0" (0' 3" 6" 1' 1' 6")

VA FORM 08 - 6231