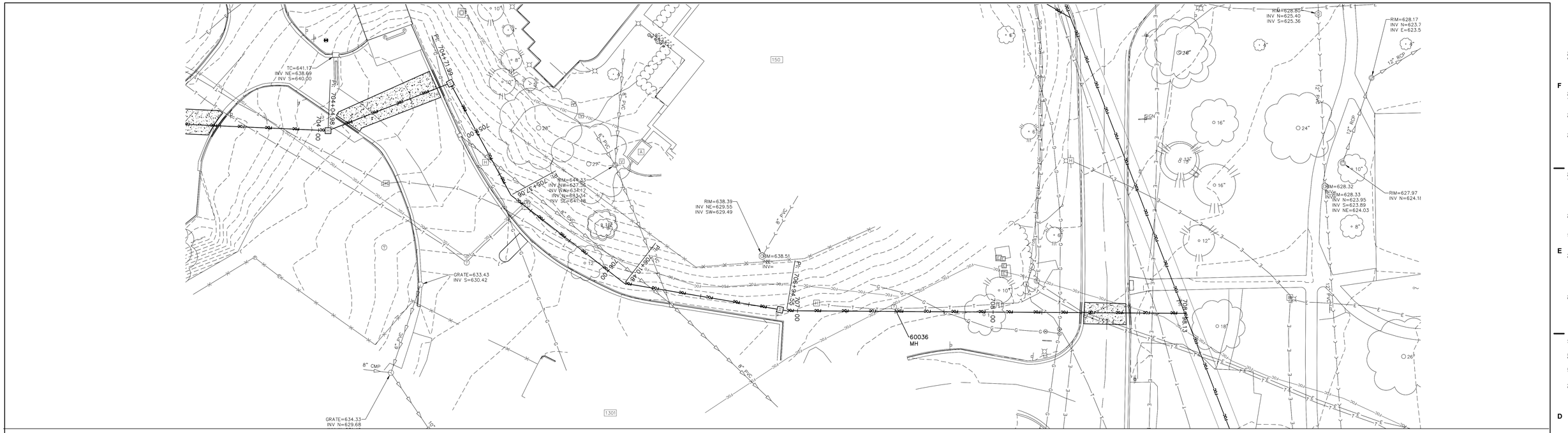

BLDG 102 SERVICE

SCALE: 1"=20'

PROFILE VIEW OF BLDG 120 - 1
HORIZONTAL SCALE: 1" = 20'
VERTICAL SCALE: 1" = 5'

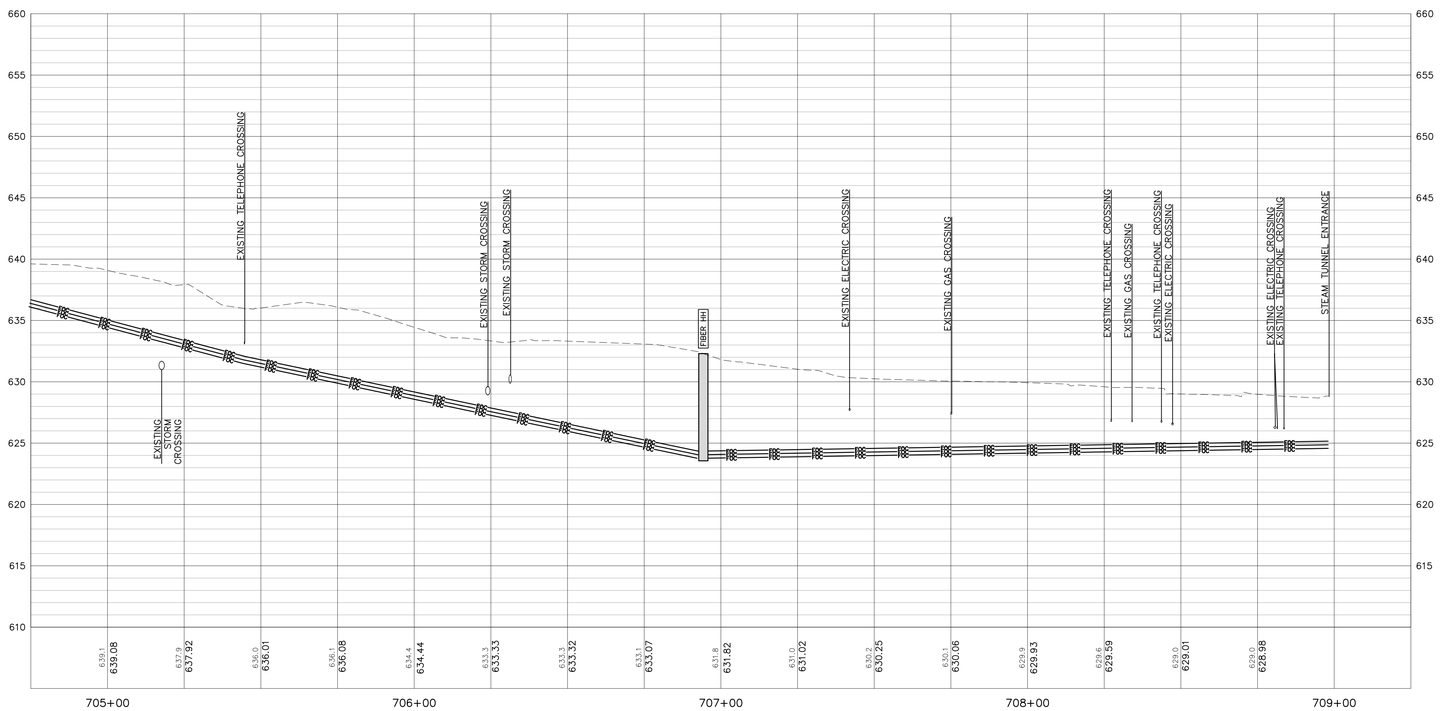

BLDG 102 SERVICE

NOTE:
ALL UTILITY DEPTHS ARE APPROXIMATE
AND SHOULD BE VERIFIED BY CONTRACTOR
USING GROUND PENETRATING RADAR AND POTHOLING.

35% SCHEMATIC DESIGN SUBMISSION	5.17.21
65% DESIGN DEVELOPMENT SUBMISSION	6.15.21
65% DESIGN DEVELOPMENT RESUBMISSION	8.25.21
95% CONSTRUCTION DOCUMENTS	6.23.22
95% CONSTRUCTION DOCUMENTS RESUBMISSION	6.6.23
Revisions:	Date:

CONSULTANT

IMEG
15 SUNNEN DR SUITE 104
SAINT LOUIS, MO 63143
314.645.1132 FAX: 314.645.1173
www.imegcorp.com # 17002665.02

ARCHITECT/ENGINEER OF RECORD

Romanyk Consulting
Focusing on what matters
Romanyk Consulting Corp. www.romanykconsulting.com
3308 Preston Road, Suite 350-164, Plano, Texas 75093

STAMP

LICENSED PROFESSIONAL ENGINEER
LINNEA K. SHAW
062-074863
OF ILLINOIS

Office of Construction and Facilities Management

VA U.S. Department of Veterans Affairs

Drawing Title: FIBER BACKBONE	Phase: FINAL BID DOCUMENTS	Project Title: EHRM INFRASTRUCTURE UPGRADES - MILWAUKEE, WI	Project Number: 695-21-700
Approved:	Sprinklered: FULLY SPRINKLERED	Location: 5000 W. NATIONAL AVENUE MILWAUKEE, WI	Building Number
		Issue Date: SEPTEMBER 5, 2025 / Checked: RJJ / Drawn: LKS	Drawing Number: 100-CU114 of

VA FORM 08 - 6231

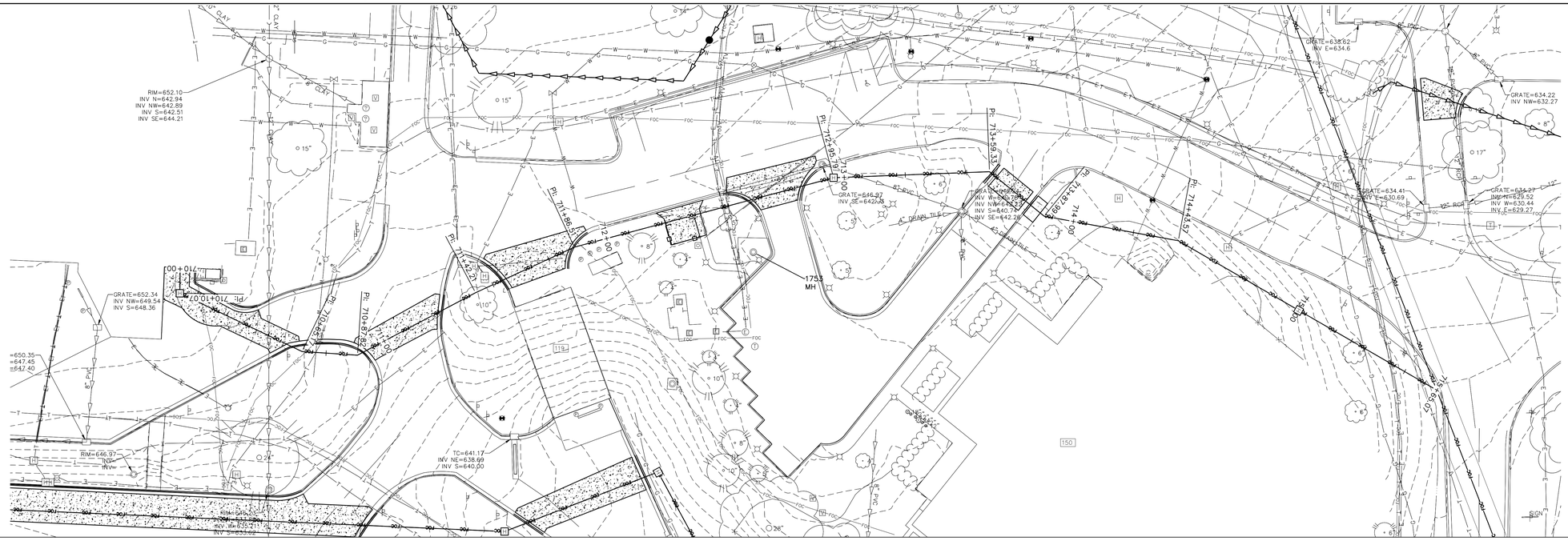

BLDG 102 SERVICE

SCALE: 1"=20'

PROFILE VIEW OF BLDG 120 - 2
HORIZONTAL SCALE: 1" = 20'
VERTICAL SCALE: 1" = 5'

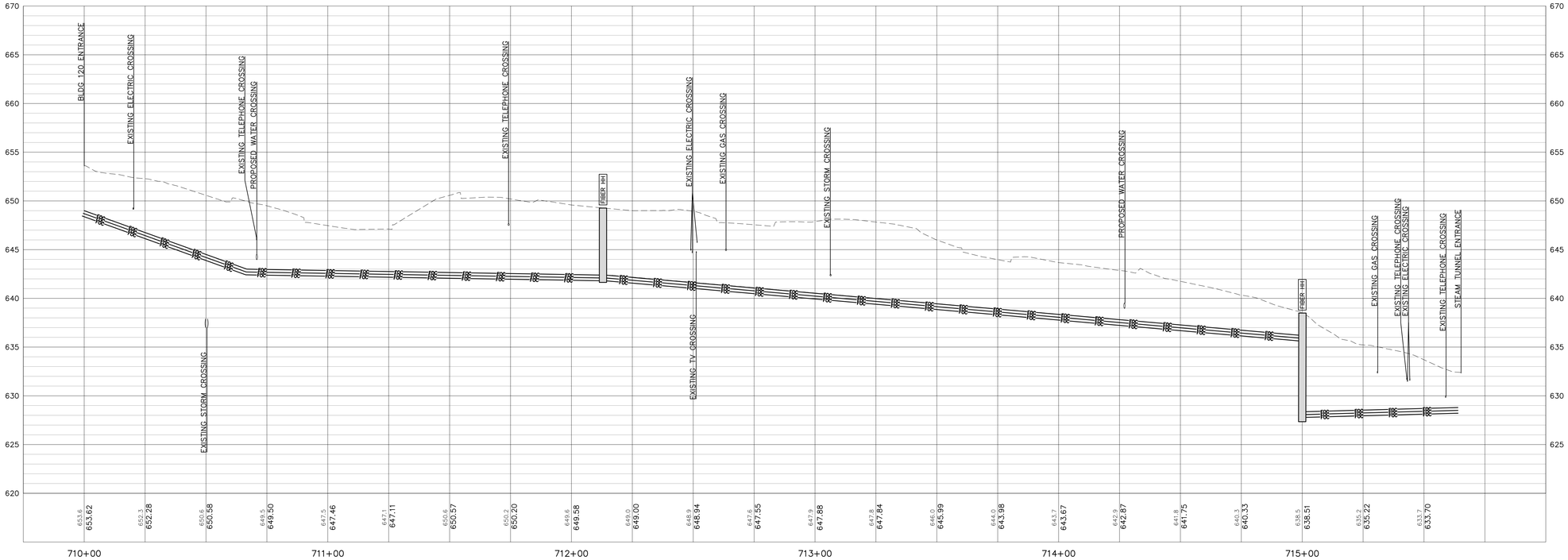

BLDG 102 SERVICE

NOTE:
ALL UTILITY DEPTHS ARE APPROXIMATE
AND SHOULD BE VERIFIED BY CONTRACTOR
USING GROUND PENETRATING RADAR AND POTHOLING.

35% SCHEMATIC DESIGN SUBMISSION	5.17.21
65% DESIGN DEVELOPMENT SUBMISSION	6.15.21
65% DESIGN DEVELOPMENT RESUBMISSION	8.25.21
95% CONSTRUCTION DOCUMENTS	6.23.22
95% CONSTRUCTION DOCUMENTS RESUBMISSION	6.6.23
Revisions:	Date:

CONSULTANT

IMEG
15 SUNNEN DR SUITE 104
SAINT LOUIS, MO 63143
314.645.1132 FAX: 314.645.1173
www.imegcorp.com # 17002665.02

ARCHITECT/ENGINEER OF RECORD

Romanyk Consulting
Focusing on what matters
Romanyk Consulting Corp. www.romanykconsulting.com
3308 Preston Road, Suite 350-164, Plano, Texas 75093

STAMP

LICENSED PROFESSIONAL ENGINEER
LINNEA K. SHAW
062-074863
OF ILLINOIS

Office of Construction and Facilities Management

VA U.S. Department of Veterans Affairs

Drawing Title: FIBER BACKBONE	Phase: FINAL BID DOCUMENTS	Project Title: EHRM INFRASTRUCTURE UPGRADES - MILWAUKEE, WI	Project Number: 695-21-700
Approved:	Sprinklered: FULLY SPRINKLERED	Location: 5000 W. NATIONAL AVENUE MILWAUKEE, WI	Building Number:
		Issue Date: SEPTEMBER 5, 2025 / Checked: RJJ / Drawn: LKS	Drawing Number: 100-CU115 of

VA FORM 08 - 6231

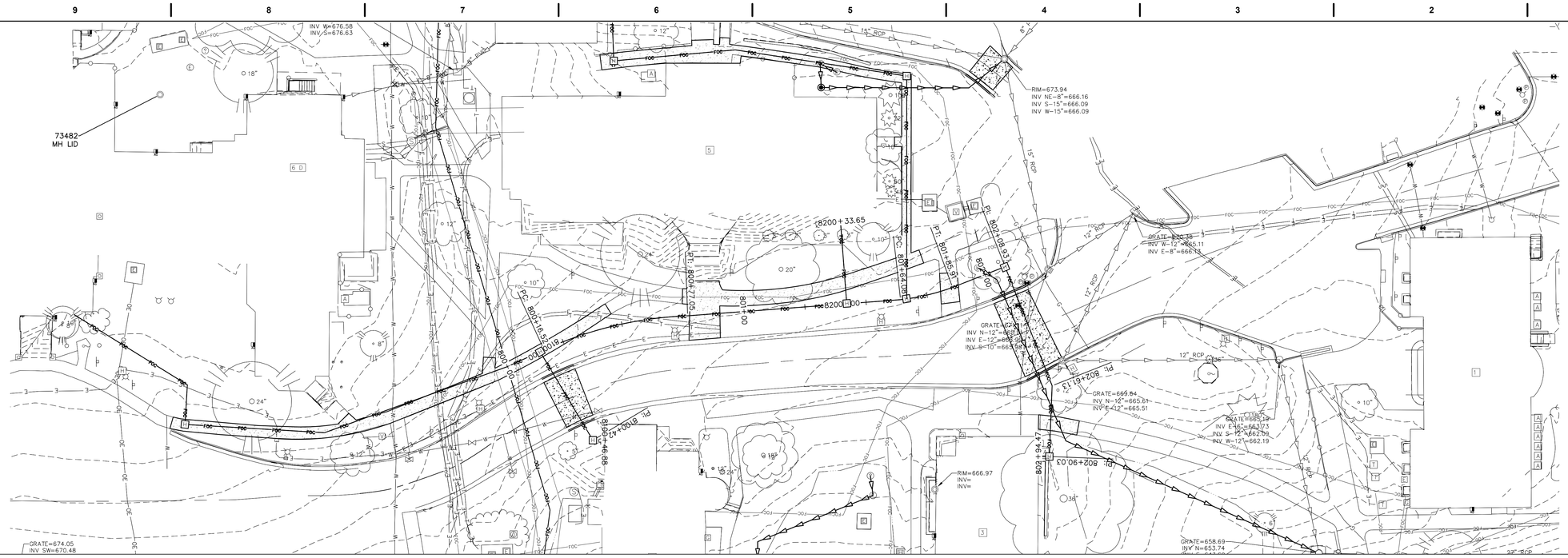

BLDG 3, 4 & 5 SERVICE

SCALE: 1"=20'

PROFILE VIEW OF BLDG 3
HORIZONTAL SCALE: 1" = 20'
VERTICAL SCALE: 1" = 5'

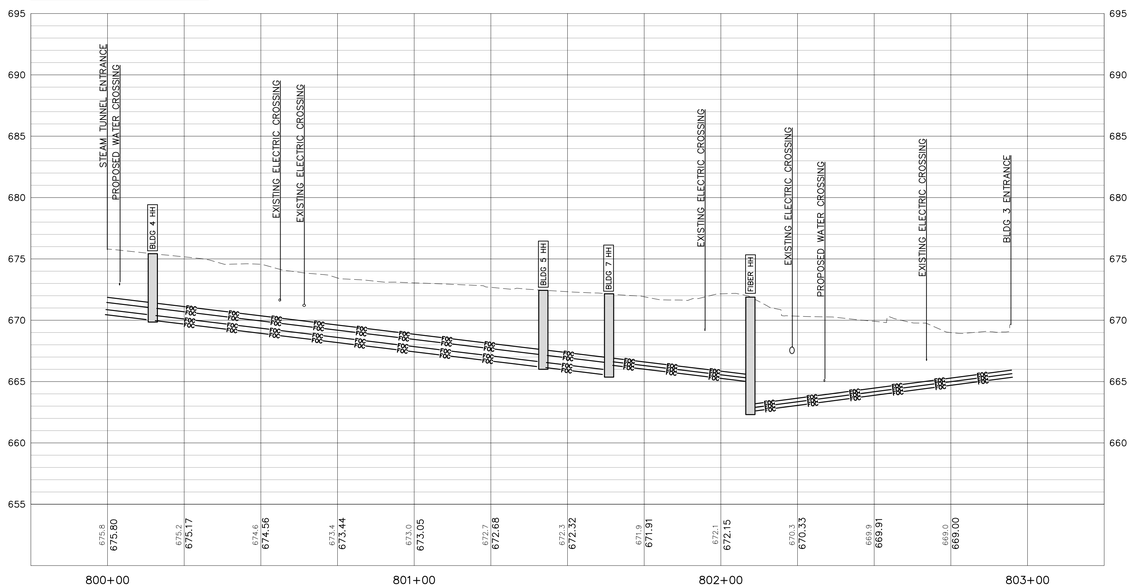

BLDG 3 SERVICE

PROFILE VIEW OF BLDG 4
HORIZONTAL SCALE: 1" = 20'
VERTICAL SCALE: 1" = 5'

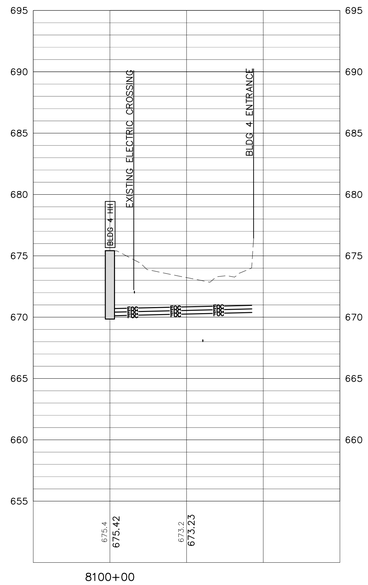

BLDG 4 SERVICE

PROFILE VIEW OF BLDG 5
HORIZONTAL SCALE: 1" = 20'
VERTICAL SCALE: 1" = 5'

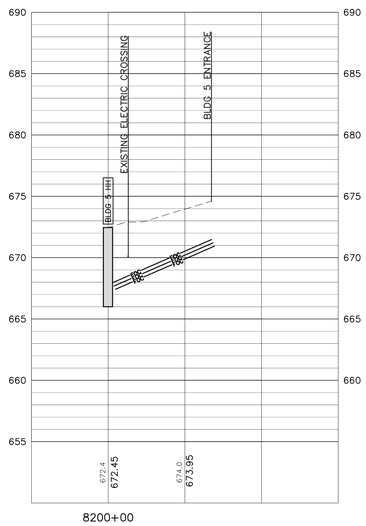

BLDG 5 SERVICE

NOTE:
ALL UTILITY DEPTHS ARE APPROXIMATE
AND SHOULD BE VERIFIED BY CONTRACTOR
USING GROUND PENETRATING RADAR AND POTHOLING.

35% SCHEMATIC DESIGN SUBMISSION	5.17.21
65% DESIGN DEVELOPMENT SUBMISSION	6.15.21
65% DESIGN DEVELOPMENT RESUBMISSION	8.25.21
95% CONSTRUCTION DOCUMENTS	6.23.22
95% CONSTRUCTION DOCUMENTS RESUBMISSION	6.6.23
Revisions:	Date:

CONSULTANT

IMEG
15 SUNNEN DR SUITE 104
SAINT LOUIS, MO 63143
314.645.1132 FAX: 314.645.1173
www.imegcorp.com # 17002665.02

ARCHITECT/ENGINEER OF RECORD

Romanyk Consulting
Focusing on what matters
Romanyk Consulting Corp. www.romanykconsulting.com
3308 Preston Road, Suite 350-164, Plano, Texas 75093

STAMP

LICENSED PROFESSIONAL ENGINEER
LINNEA K. SHAW
062-074863
OF ILLINOIS

Office of Construction and Facilities Management

VA U.S. Department of Veterans Affairs

Drawing Title: FIBER BACKBONE

Approved:

Phase: FINAL BID DOCUMENTS

Sprinklered: FULLY SPRINKLERED

Project Title: EHRM INFRASTRUCTURE UPGRADES - MILWAUKEE, WI

Location: 5000 W. NATIONAL AVENUE MILWAUKEE, WI

Issue Date: SEPTEMBER 5, 2025 | Checked: RJJ | Drawn: LKS

Project Number: 695-21-700

Building Number:

Drawing Number: 100-CU116

of

VA FORM 08 - 6231

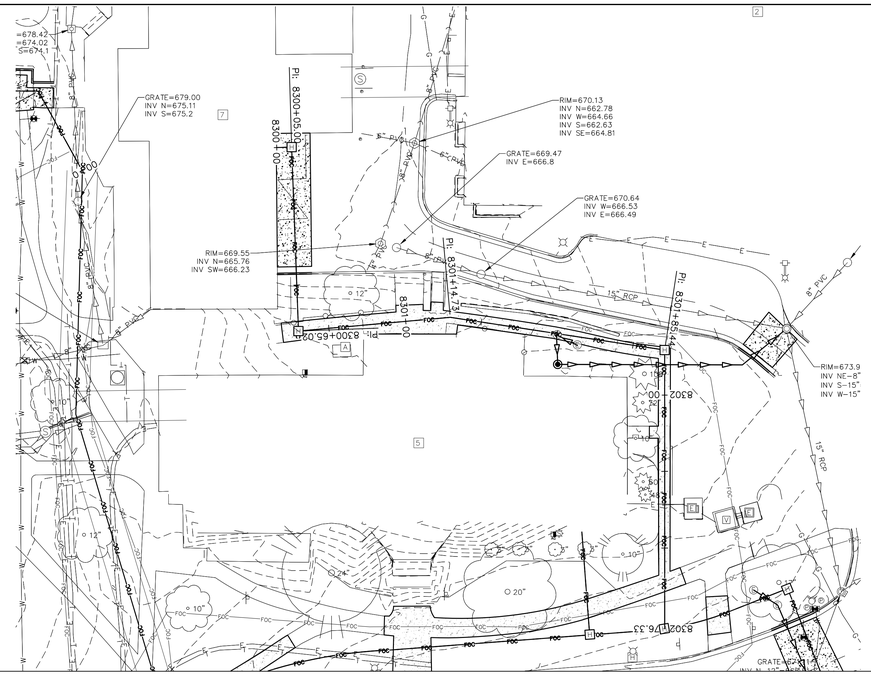

BLDG 7 SERVICE

SCALE: 1"=20'

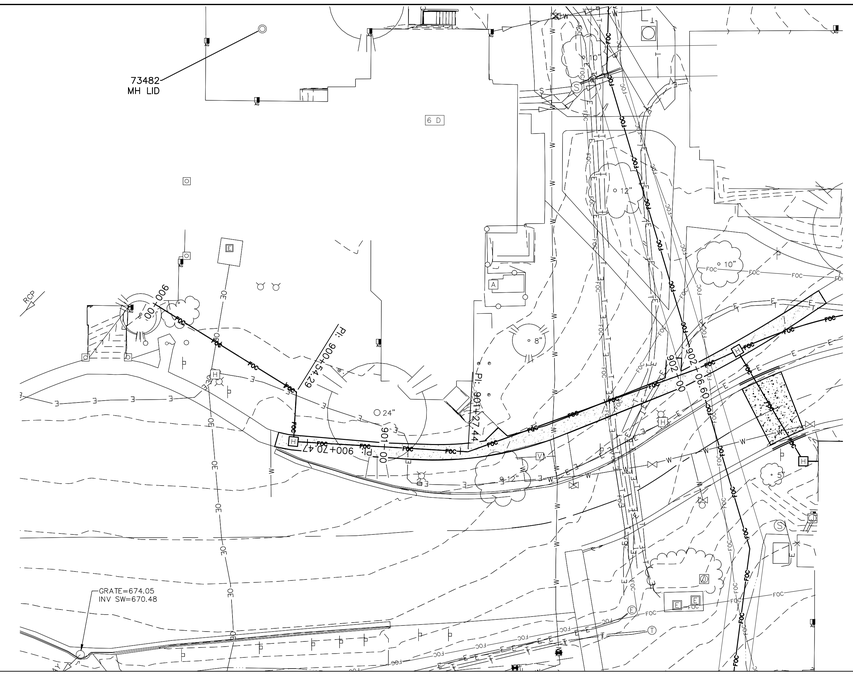

BLDG 6 SERVICE

SCALE: 1"=20'

PROFILE VIEW OF BLDG 7
HORIZONTAL SCALE: 1" = 20'
VERTICAL SCALE: 1" = 5'

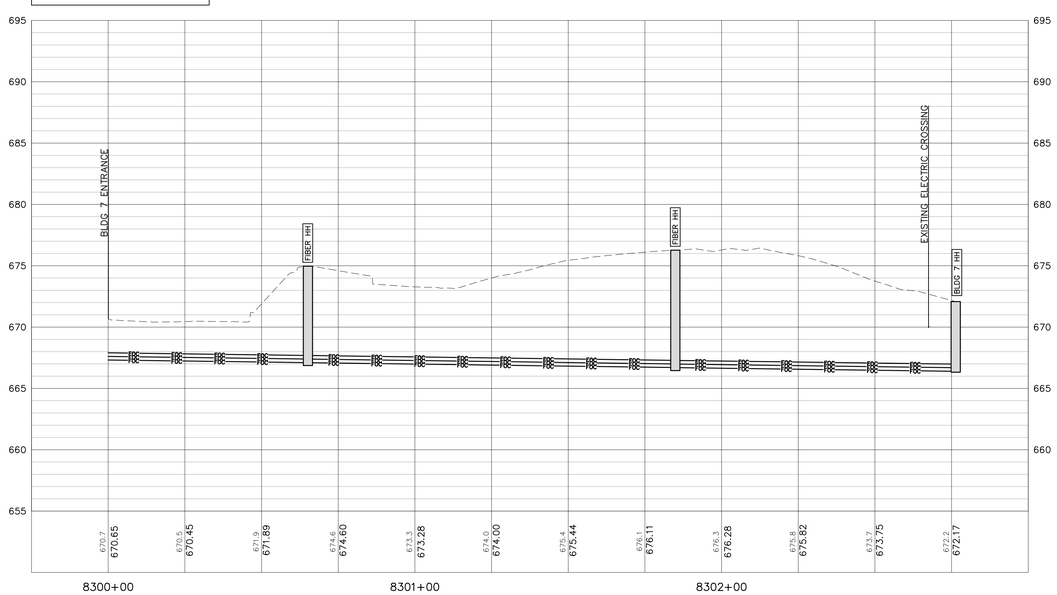

PROFILE VIEW OF BLDG 6
HORIZONTAL SCALE: 1" = 20'
VERTICAL SCALE: 1" = 5'

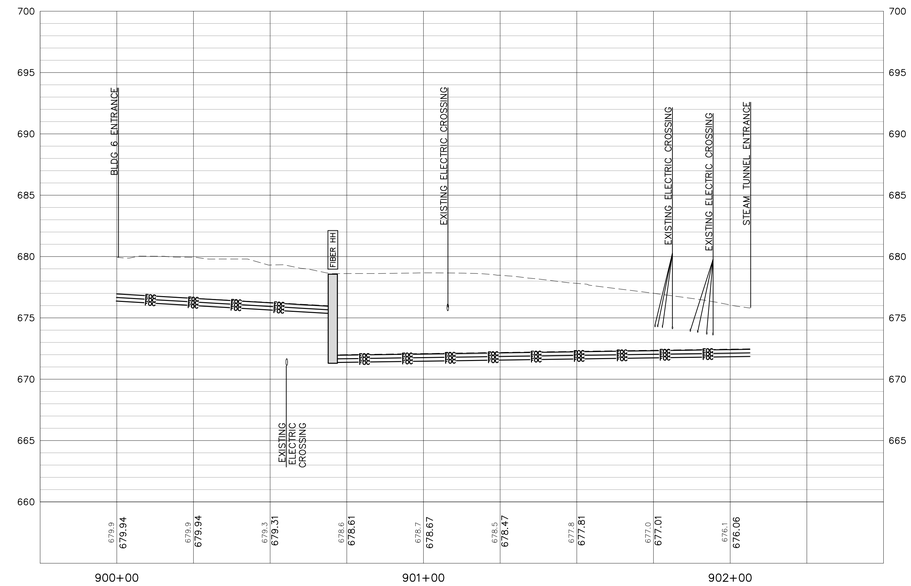

NOTE:
ALL UTILITY DEPTHS ARE APPROXIMATE
AND SHOULD BE VERIFIED BY CONTRACTOR
USING GROUND PENETRATING RADAR AND POTHOLING.

BLDG 7 SERVICE

BLDG 6 SERVICE

35% SCHEMATIC DESIGN SUBMISSION	5.17.21
65% DESIGN DEVELOPMENT SUBMISSION	6.15.21
65% DESIGN DEVELOPMENT RESUBMISSION	8.25.21
95% CONSTRUCTION DOCUMENTS	6.23.22
95% CONSTRUCTION DOCUMENTS RESUBMISSION	6.6.23
Revisions:	Date:

CONSULTANT

IMEG
15 SUNNEN DR SUITE 104
SAINT LOUIS, MO 63143
314.645.1132 FAX: 314.645.1173
www.imegcorp.com # 17002665.02

ARCHITECT/ENGINEER OF RECORD

Romanyk Consulting
Focusing on what matters
Romanyk Consulting Corp. www.romanykconsulting.com
3308 Preston Road, Suite 350-164, Plano, Texas 75093

STAMP

LICENSED PROFESSIONAL ENGINEER
LINNEA K. SHAW
062-074863
OF ILLINOIS

Office of Construction and Facilities Management

VA U.S. Department of Veterans Affairs

Drawing Title: FIBER BACKBONE	Phase: FINAL BID DOCUMENTS	Project Title: EHRM INFRASTRUCTURE UPGRADES - MILWAUKEE, WI	Project Number: 695-21-700
Approved:	Sprinklered: FULLY SPRINKLERED	Location: 5000 W. NATIONAL AVENUE MILWAUKEE, WI	Building Number:
		Issue Date: SEPTEMBER 5, 2025 / Checked: RJJ / Drawn: LKS	Drawing Number: 100-CU117 of

VA FORM 08 - 6231

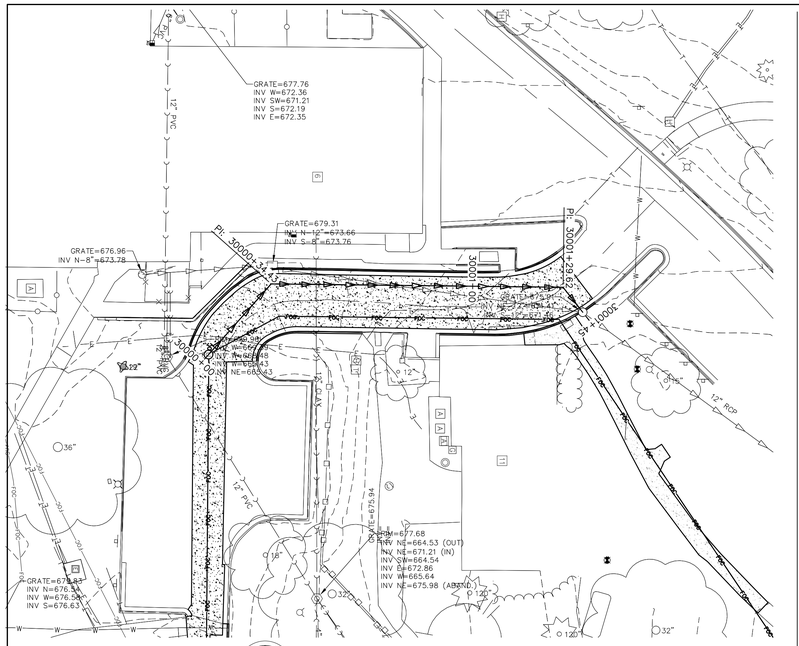

MANHOLE STORM 1
SCALE: 1"=20'

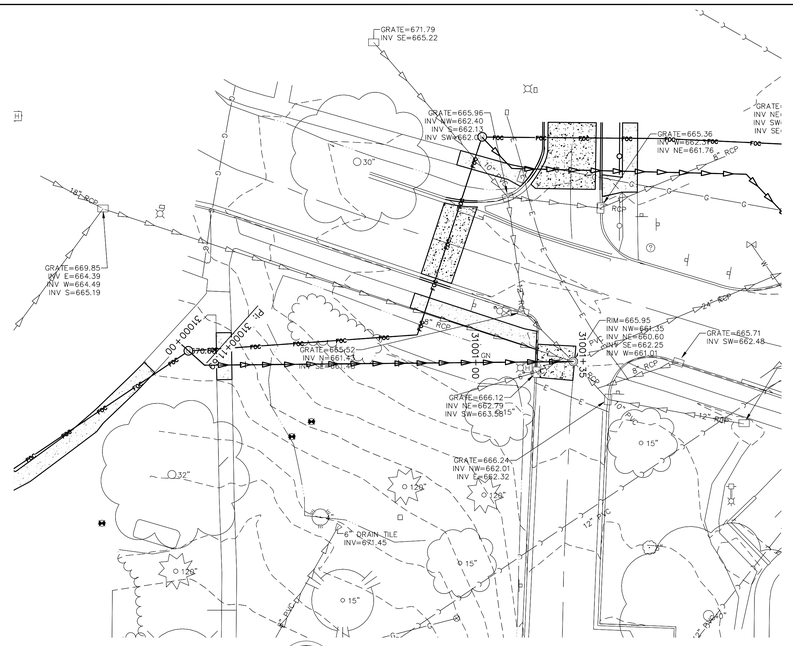

MANHOLE STORM 2
SCALE: 1"=20'

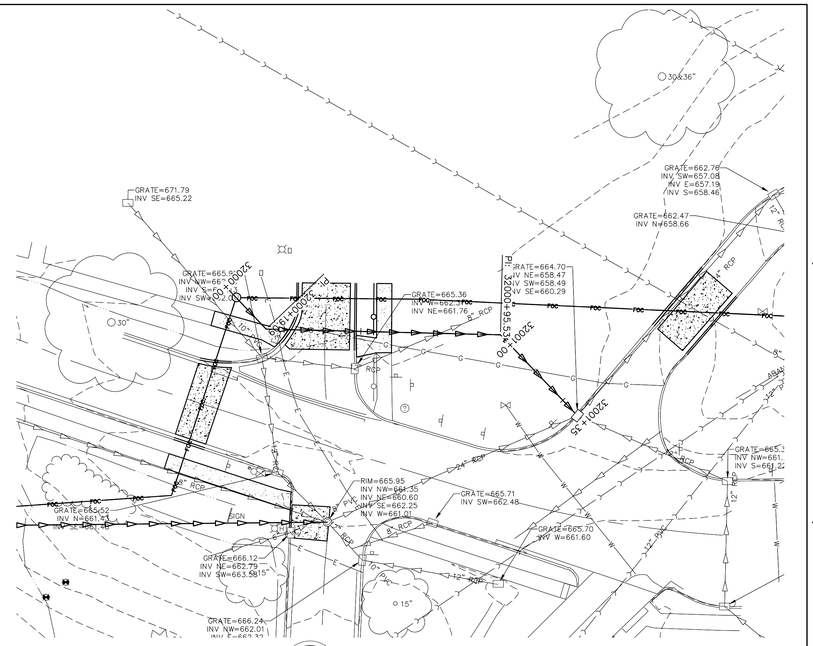

MANHOLE STORM 3
SCALE: 1"=20'

PROFILE VIEW OF 18004375.03 PROPOSED MH 1
HORIZONTAL SCALE: 1" = 20'
VERTICAL SCALE: 1" = 5'



MANHOLE STORM 1

PROFILE VIEW OF 18004375.03 PROPOSED MH 2
HORIZONTAL SCALE: 1" = 20'
VERTICAL SCALE: 1" = 5'

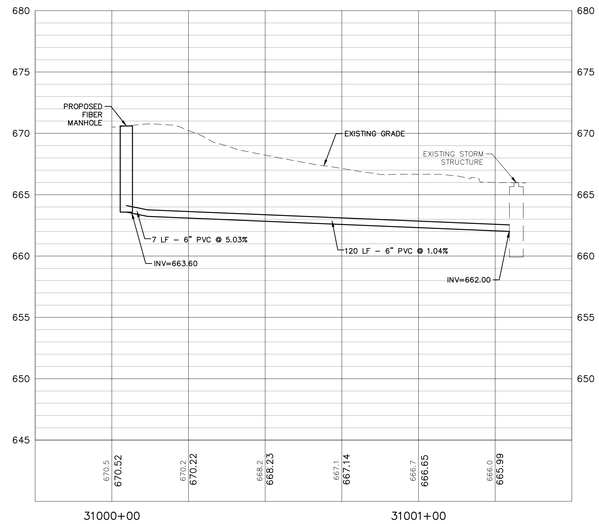

MANHOLE STORM 2

PROFILE VIEW OF 18004375.03 PROPOSED MH 3
HORIZONTAL SCALE: 1" = 20'
VERTICAL SCALE: 1" = 5'



MANHOLE STORM 3

NOTE:
ALL UTILITY DEPTHS ARE APPROXIMATE
AND SHOULD BE VERIFIED BY CONTRACTOR
USING GROUND PENETRATING RADAR AND POTHOLING.

Revisions:	Date:
35% SCHEMATIC DESIGN SUBMISSION	5.17.21
65% DESIGN DEVELOPMENT SUBMISSION	6.15.21
65% DESIGN DEVELOPMENT RESUBMISSION	8.25.21
95% CONSTRUCTION DOCUMENTS	6.23.22
95% CONSTRUCTION DOCUMENTS RESUBMISSION	6.6.23

CONSULTANT
IMEG
15 SUNNEN DR SUITE 104
SAINT LOUIS, MO 63143
314.645.1132 FAX: 314.645.1173
www.imegcorp.com # 17002665.02

ARCHITECT/ENGINEER OF RECORD
Romanyk Consulting
Focusing on what matters
Romanyk Consulting Corp. www.romanykconsulting.com
3308 Preston Road, Suite 350-164, Plano, Texas 75093

STAMP
LICENSED PROFESSIONAL ENGINEER
LINNEA K. SHAW
062-074863
OF ILLINOIS

Office of Construction and Facilities Management
VA U.S. Department of Veterans Affairs

Drawing Title: STORM PLAN AND PROFILE 1,2 & 3	Phase: FINAL BID DOCUMENTS	Project Title: EHRM INFRASTRUCTURE UPGRADES - MILWAUKEE, WI	Project Number: 695-21-700
			Building Number:
Approved:	Sprinklered: FULLY SPRINKLERED	Location: 5000 W. NATIONAL AVENUE MILWAUKEE, WI	Drawing Number: 100-CU118
		Issue Date: SEPTEMBER 5, 2025 · Checked: RJJ · Drawn: LKS	of

VA FORM 08 - 6231

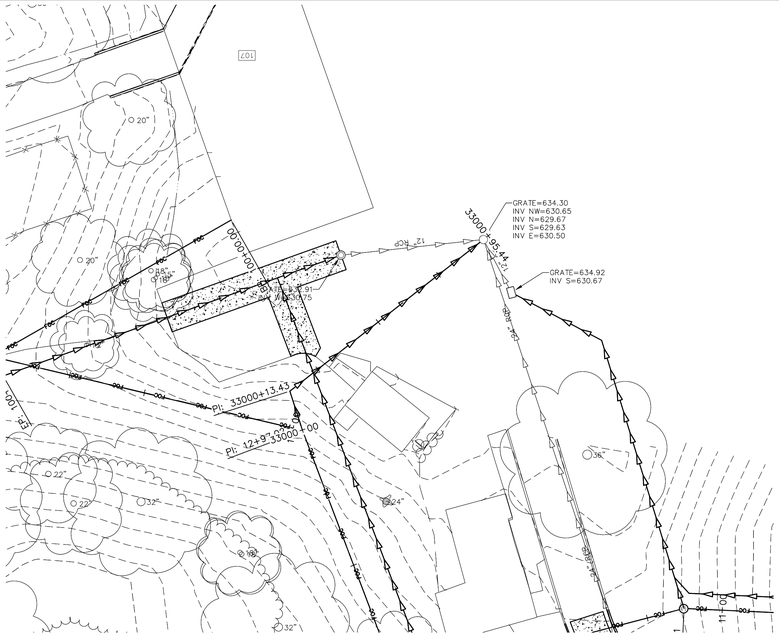

MANHOLE STORM 4
SCALE: 1"=20'

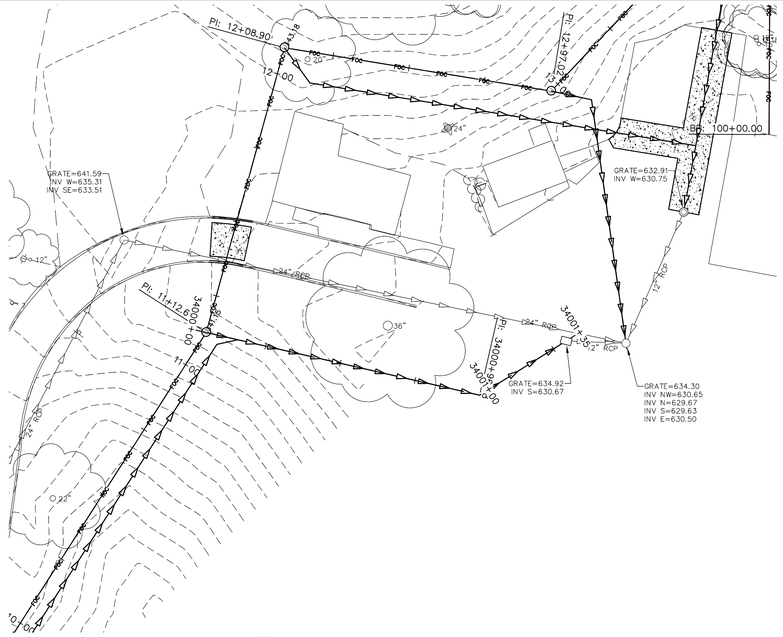

MANHOLE STORM 5
SCALE: 1"=20'

PROFILE VIEW OF 18004375.03 PROPOSED MH 4
HORIZONTAL SCALE: 1" = 20'
VERTICAL SCALE: 1" = 5'

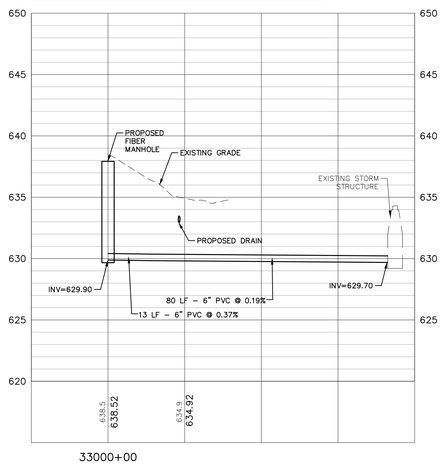

MANHOLE STORM 4

PROFILE VIEW OF 18004375.03 PROPOSED MH 5
HORIZONTAL SCALE: 1" = 20'
VERTICAL SCALE: 1" = 5'

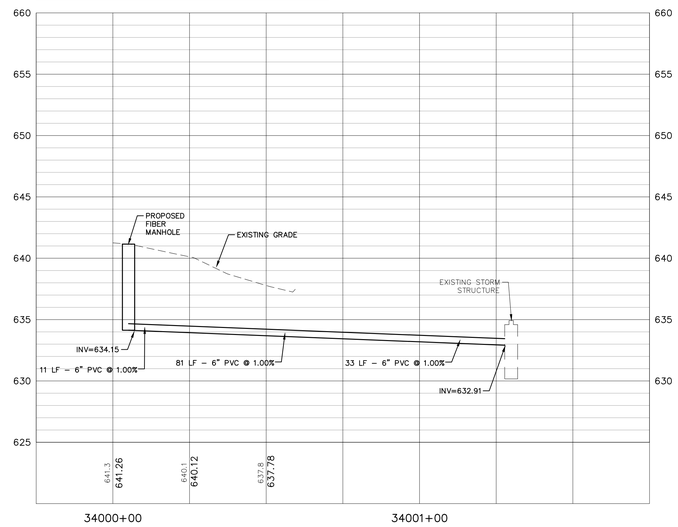

MANHOLE STORM 5

NOTE:
ALL UTILITY DEPTHS ARE APPROXIMATE
AND SHOULD BE VERIFIED BY CONTRACTOR
USING GROUND PENETRATING RADAR AND POTHOLING.

Revisions:	Date:
35% SCHEMATIC DESIGN SUBMISSION	5.17.21
65% DESIGN DEVELOPMENT SUBMISSION	6.15.21
65% DESIGN DEVELOPMENT RESUBMISSION	8.25.21
95% CONSTRUCTION DOCUMENTS	6.23.22
95% CONSTRUCTION DOCUMENTS RESUBMISSION	6.6.23

CONSULTANT

IMEG
15 SUNNEN DR SUITE 104
SAINT LOUIS, MO 63143
314.645.1132 FAX: 314.645.1173
www.imegcorp.com # 17002665.02

ARCHITECT/ENGINEER OF RECORD

Romanyk Consulting
Focusing on what matters
Romanyk Consulting Corp. www.romanykconsulting.com
3308 Preston Road, Suite 350-164, Plano, Texas 75093

STAMP

LICENSED PROFESSIONAL ENGINEER
LINNEA K. SHAW
062-074863
OF ILLINOIS

Office of Construction and Facilities Management

VA U.S. Department of Veterans Affairs

Drawing Title: STORM PLAN AND PROFILE 4 & 5	Phase: FINAL BID DOCUMENTS	Project Title: EHRM INFRASTRUCTURE UPGRADES - MILWAUKEE, WI	Project Number: 695-21-700
Approved:	Sprinklered: FULLY SPRINKLERED	Location: 5000 W. NATIONAL AVENUE MILWAUKEE, WI	Building Number:
		Issue Date: SEPTEMBER 5, 2025 / Checked: RJJ / Drawn: LKS	Drawing Number: 100-CU119 of

VA FORM 08 - 6231

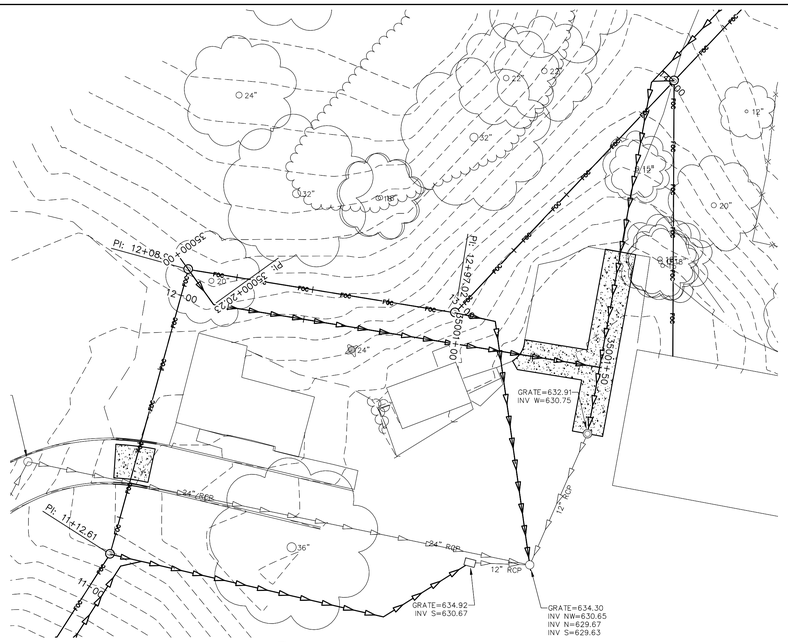

MANHOLE STORM 6
SCALE: 1"=20'

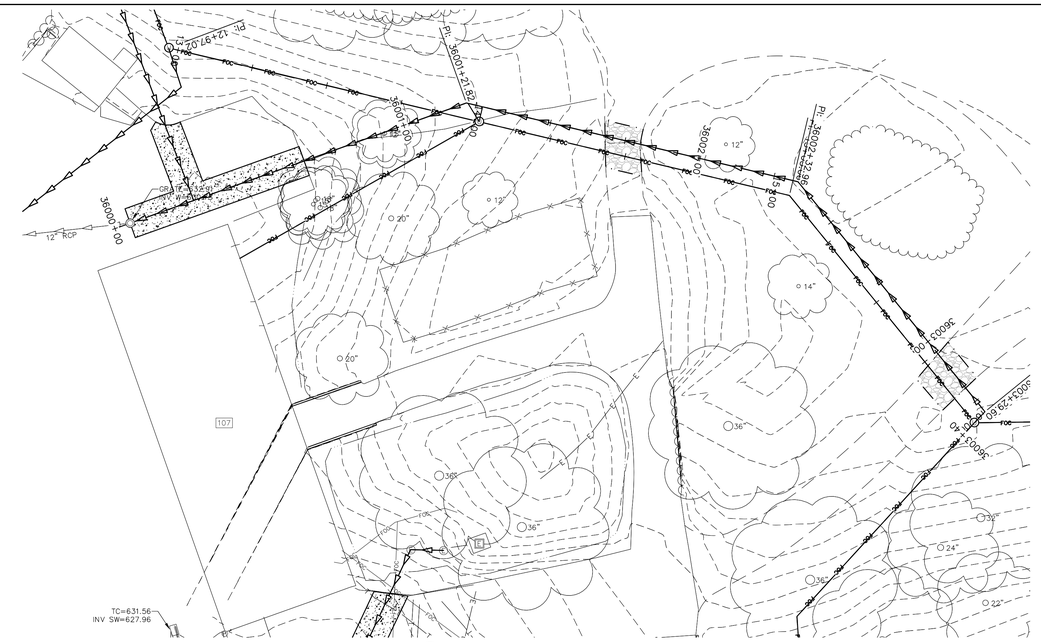

MANHOLE STORM 7
SCALE: 1"=20'

PROFILE VIEW OF 18004375.03 PROPOSED MH 6
HORIZONTAL SCALE: 1" = 20'
VERTICAL SCALE: 1" = 5'

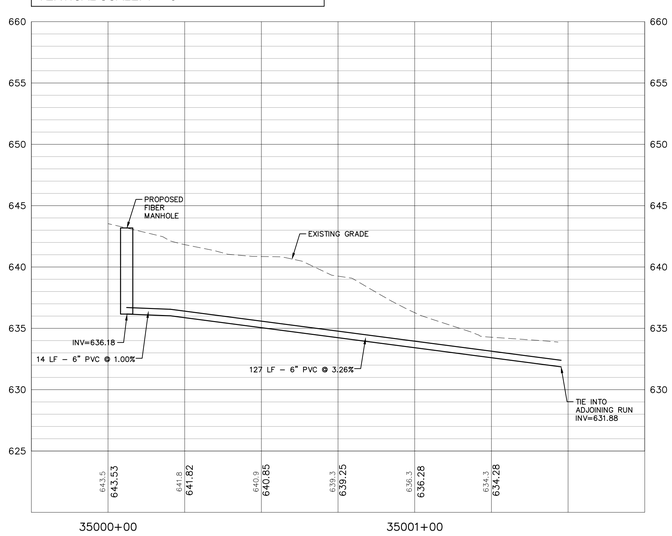

MANHOLE STORM 6

PROFILE VIEW OF 18004375.03 PROPOSED MH 7
HORIZONTAL SCALE: 1" = 20'
VERTICAL SCALE: 1" = 5'

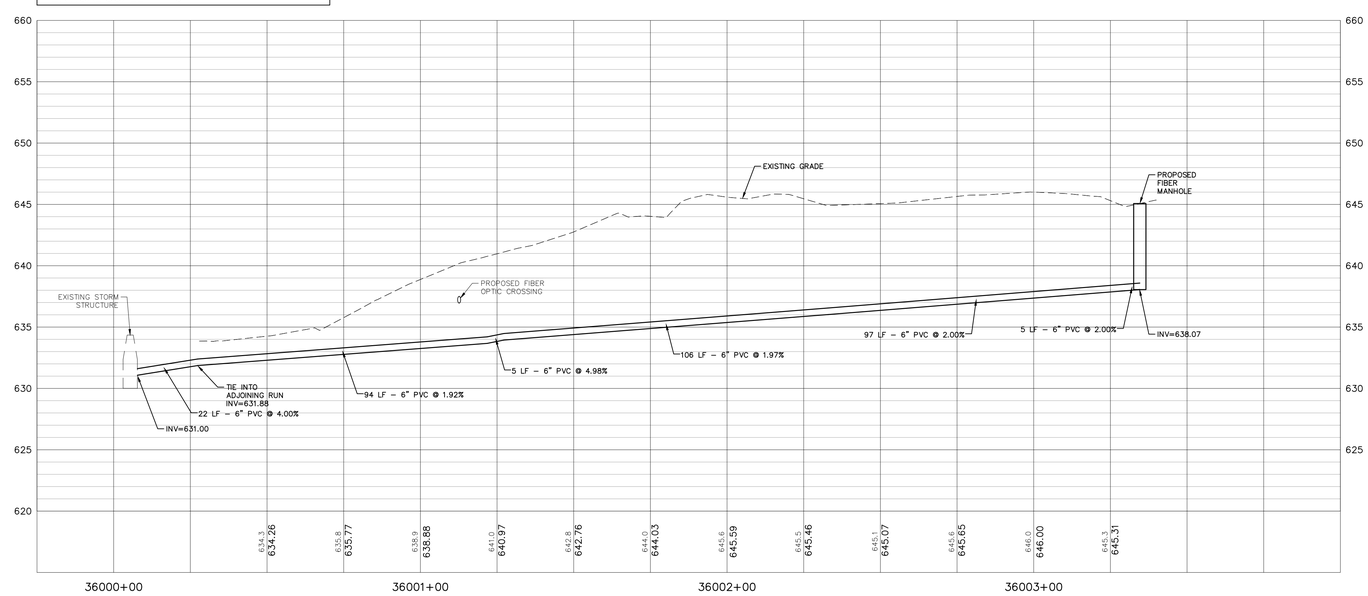

MANHOLE STORM 7

NOTE:
ALL UTILITY DEPTHS ARE APPROXIMATE
AND SHOULD BE VERIFIED BY CONTRACTOR
USING GROUND PENETRATING RADAR AND POTHOLING.

35% SCHEMATIC DESIGN SUBMISSION	5.17.21
65% DESIGN DEVELOPMENT SUBMISSION	6.15.21
65% DESIGN DEVELOPMENT RESUBMISSION	8.25.21
95% CONSTRUCTION DOCUMENTS	6.23.22
95% CONSTRUCTION DOCUMENTS RESUBMISSION	6.6.23
Revisions:	Date:

CONSULTANT

IMEG
15 SUNNEN DR SUITE 104
SAINT LOUIS, MO 63143
314.645.1132 FAX: 314.645.1173
www.imegcorp.com # 17002665.02

ARCHITECT/ENGINEER OF RECORD

Romanyk Consulting
Focusing on what matters
Romanyk Consulting Corp. www.romanykconsulting.com
3308 Preston Road, Suite 350-164, Plano, Texas 75093

STAMP

LICENSED PROFESSIONAL ENGINEER
LINNEA K. SHAW
062-074863
OF ILLINOIS

Office of Construction and Facilities Management

VA U.S. Department of Veterans Affairs

Drawing Title: STORM PLAN AND PROFILE 6 & 7	Phase: FINAL BID DOCUMENTS	Project Title: EHRM INFRASTRUCTURE UPGRADES - MILWAUKEE, WI	Project Number: 695-21-700
			Building Number:
Approved:	Sprinklered: FULLY SPRINKLERED	Location: 5000 W. NATIONAL AVENUE MILWAUKEE, WI	Drawing Number: 100-CU120
		Issue Date: SEPTEMBER 5, 2025 / Checked: RJJ / Drawn: LKS	of

VA FORM 08 - 6231

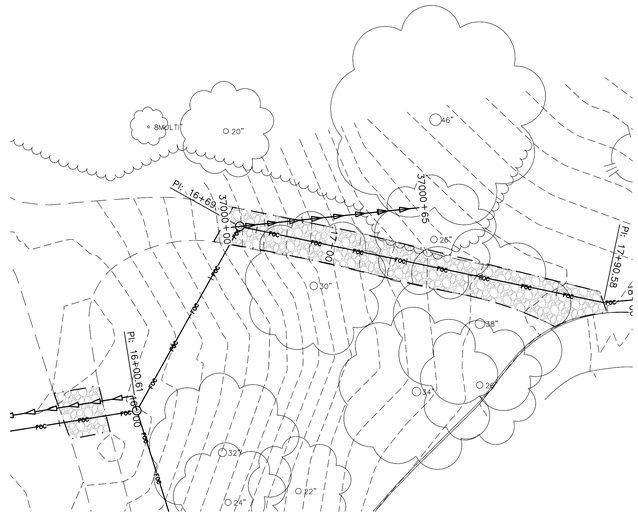

MANHOLE STORM 8
SCALE: 1"=20'

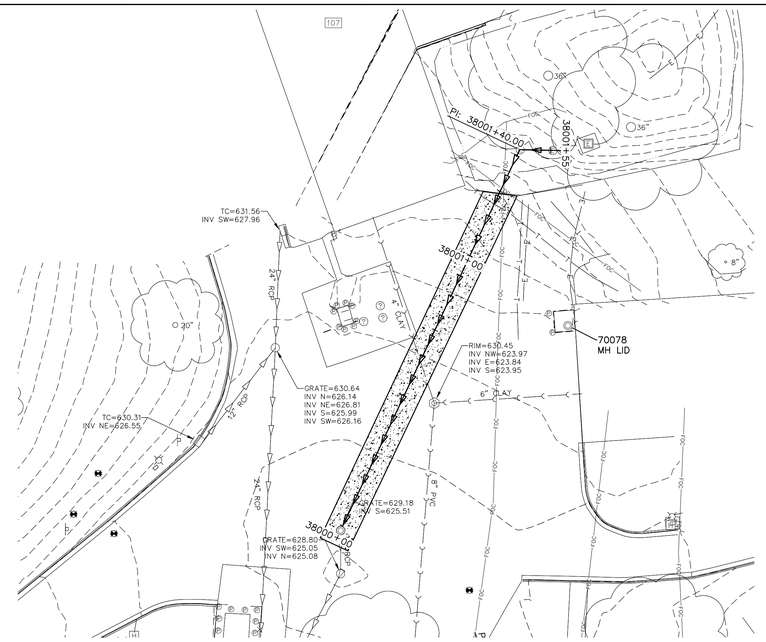

MANHOLE STORM 9
SCALE: 1"=20'

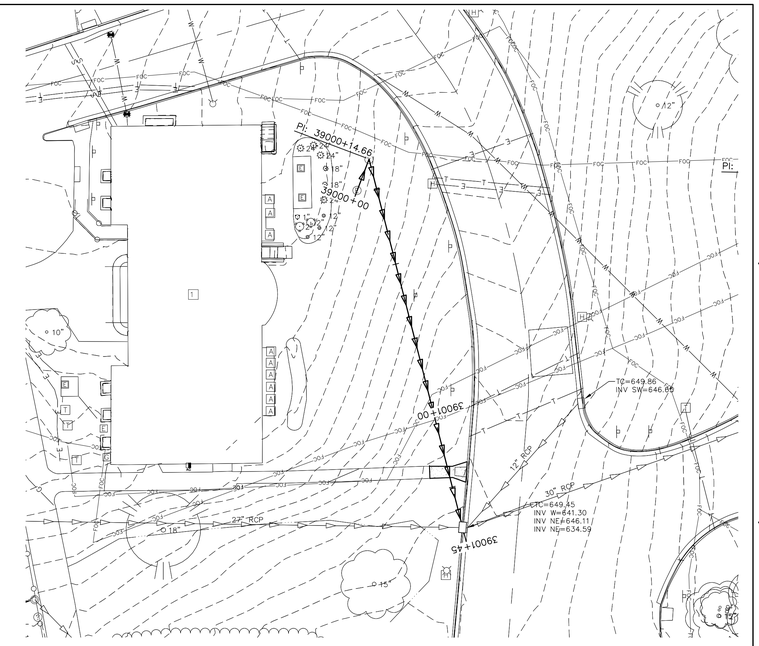

MANHOLE STORM 10
SCALE: 1"=20'

PROFILE VIEW OF 18004375.03 PROPOSED MH 8
HORIZONTAL SCALE: 1" = 20'
VERTICAL SCALE: 1" = 5'

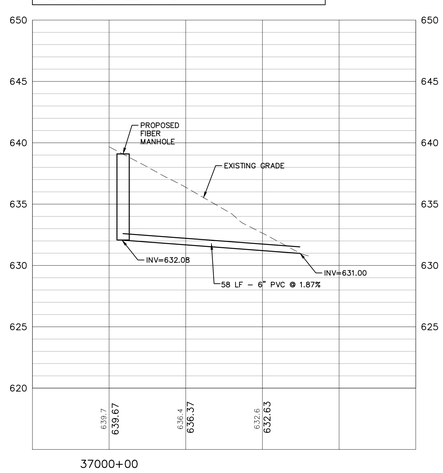

MANHOLE STORM 8

PROFILE VIEW OF 18004375.03 PROPOSED MH 9
HORIZONTAL SCALE: 1" = 20'
VERTICAL SCALE: 1" = 5'

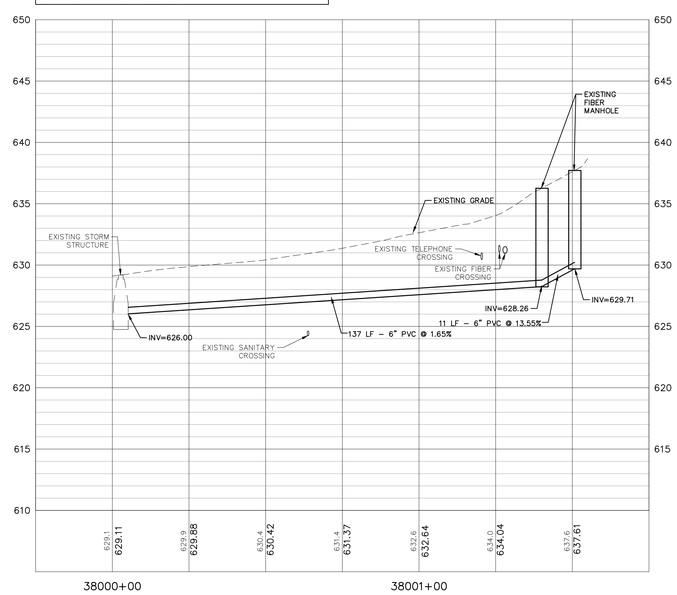

MANHOLE STORM 9

PROFILE VIEW OF 18004375.03 PROPOSED MH 10
HORIZONTAL SCALE: 1" = 20'
VERTICAL SCALE: 1" = 5'

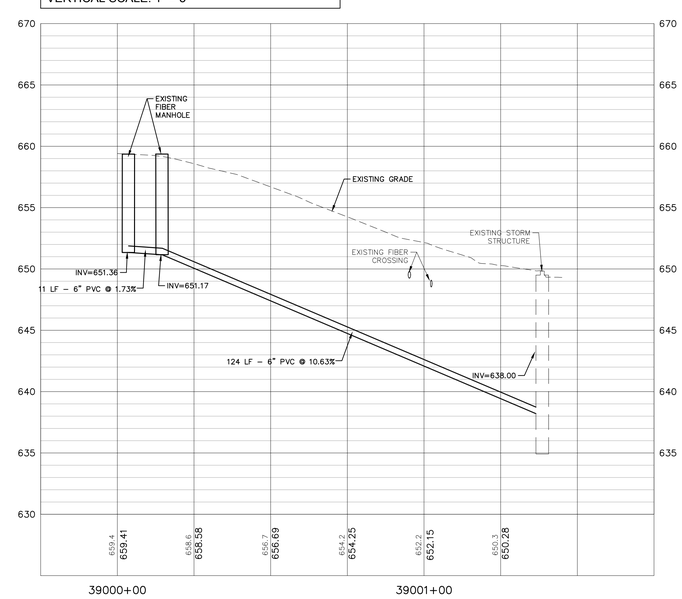

MANHOLE STORM 10

NOTE:
ALL UTILITY DEPTHS ARE APPROXIMATE
AND SHOULD BE VERIFIED BY CONTRACTOR
USING GROUND PENETRATING RADAR AND POTHOLING.

Revisions:	Date:
35% SCHEMATIC DESIGN SUBMISSION	5.17.21
65% DESIGN DEVELOPMENT SUBMISSION	6.15.21
65% DESIGN DEVELOPMENT RESUBMISSION	8.25.21
95% CONSTRUCTION DOCUMENTS	6.23.22
95% CONSTRUCTION DOCUMENTS RESUBMISSION	6.6.23

CONSULTANT
IMEG
15 SUNNEN DR SUITE 104
SAINT LOUIS, MO 63143
314.645.1132 FAX: 314.645.1173
www.imegcorp.com # 17002665.02

ARCHITECT/ENGINEER OF RECORD
Romanyk Consulting
Focusing on what matters
Romanyk Consulting Corp. www.romanykconsulting.com
3308 Preston Road, Suite 350-164, Plano, Texas 75093

STAMP
LICENSED PROFESSIONAL ENGINEER
LINNEA K. SHAW
062-074863
OF ILLINOIS

Office of Construction and Facilities Management
VA U.S. Department of Veterans Affairs

Drawing Title: STORM PLAN AND PROFILE 8,9 & 10
Approved:
Phase: FINAL BID DOCUMENTS
Sprinklered: FULLY SPRINKLERED
Project Title: EHRM INFRASTRUCTURE UPGRADES - MILWAUKEE, WI
Location: 5000 W. NATIONAL AVENUE MILWAUKEE, WI
Issue Date: SEPTEMBER 5, 2025
Checked: RJJ
Drawn: LKS
Project Number: 695-21-700
Building Number:
Drawing Number: 100-CU121
of

VA FORM 08 - 6231

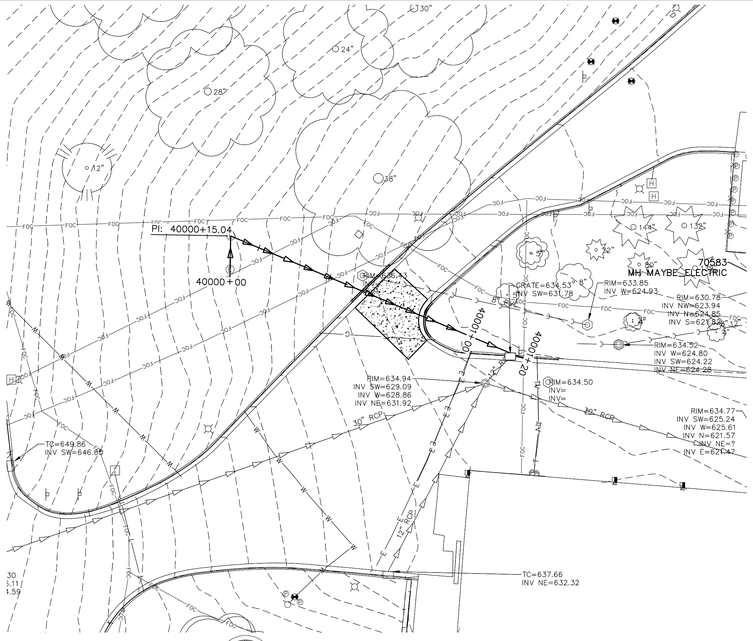

MANHOLE STORM 11
SCALE: 1"=20'

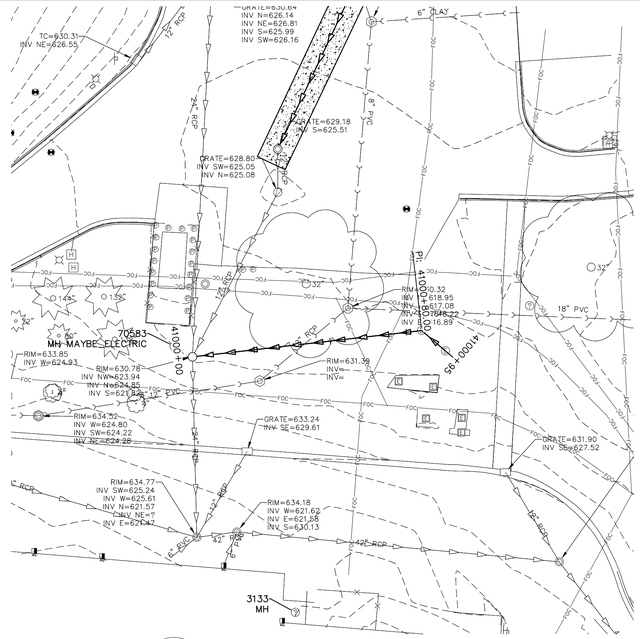

MANHOLE STORM 12 SCALE: 1"=20'

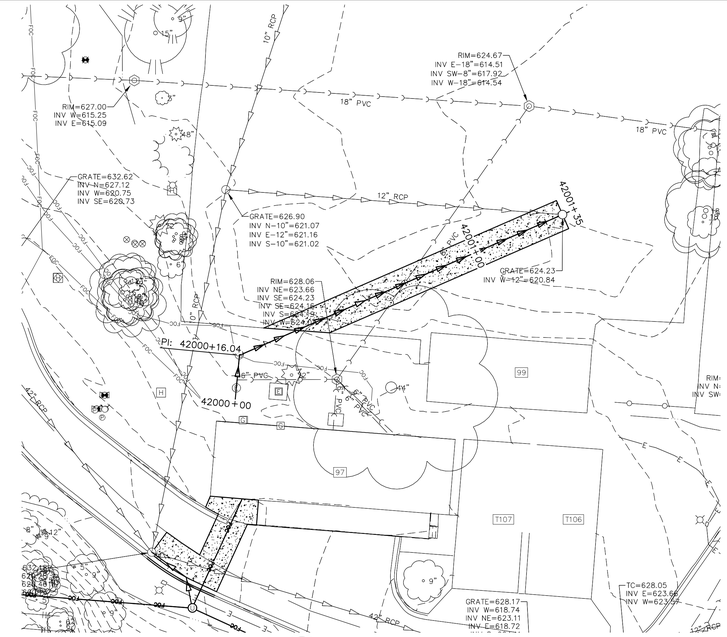

MANHOLE STORM 13
SCALE: 1"=20'

PROFILE VIEW OF 18004375.03 PROPOSED MH 11
HORIZONTAL SCALE: 1" = 20'
VERTICAL SCALE: 1" = 5'

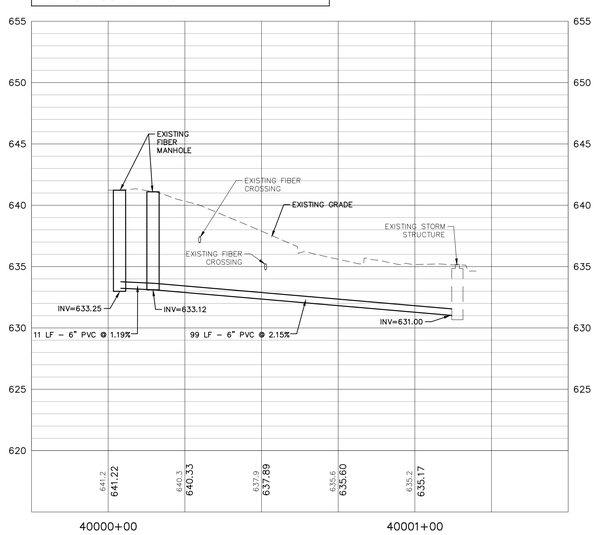

MANHOLE STORM 11

PROFILE VIEW OF 18004375.03 PROPOSED MH 12
HORIZONTAL SCALE: 1" = 20'
VERTICAL SCALE: 1" = 5'

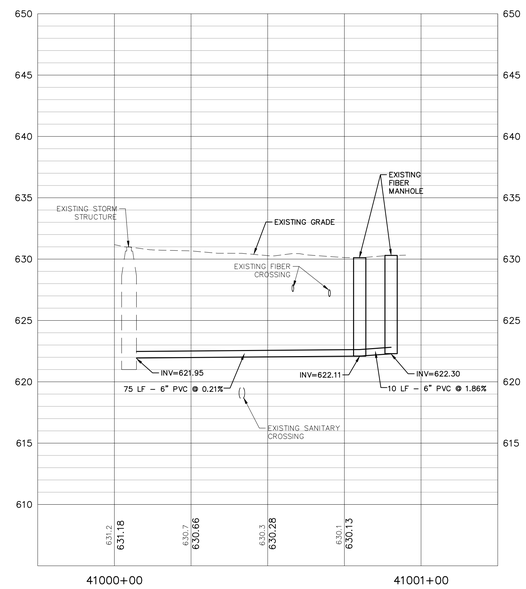

MANHOLE STORM 12

PROFILE VIEW OF 18004375.03 PROPOSED MH 13
HORIZONTAL SCALE: 1" = 20'
VERTICAL SCALE: 1" = 5'

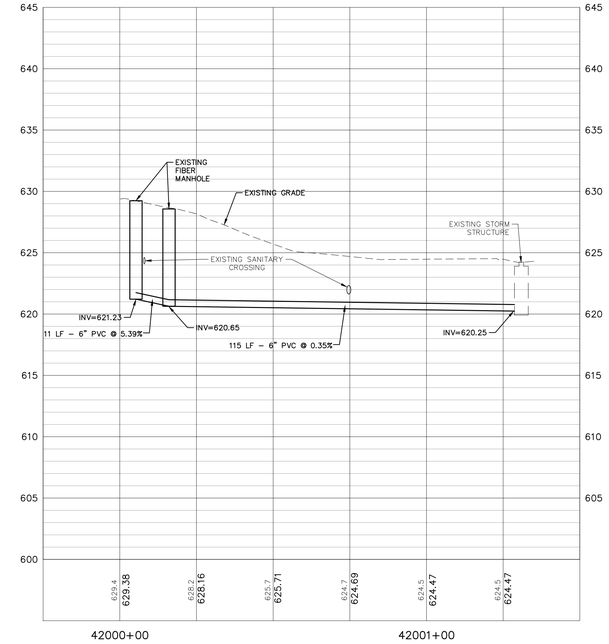

MANHOLE STORM 13

NOTE:
ALL UTILITY DEPTHS ARE APPROXIMATE
AND SHOULD BE VERIFIED BY CONTRACTOR
USING GROUND PENETRATING RADAR AND POTHOLING.

35% SCHEMATIC DESIGN SUBMISSION	5.17.21
65% DESIGN DEVELOPMENT SUBMISSION	6.15.21
65% DESIGN DEVELOPMENT RESUBMISSION	8.25.21
95% CONSTRUCTION DOCUMENTS	6.23.22
95% CONSTRUCTION DOCUMENTS RESUBMISSION	6.6.23
Revisions:	Date:

CONSULTANT

IMEG
15 SUNNEN DR SUITE 104
SAINT LOUIS, MO 63143
314.645.1132 FAX: 314.645.1173
www.imegcorp.com # 17002665.02

ARCHITECT/ENGINEER OF RECORD

Romanyk Consulting
Focusing on what matters
Romanyk Consulting Corp. www.romanykconsulting.com
3308 Preston Road, Suite 350-164, Plano, Texas 75093

STAMP

LICENSED PROFESSIONAL ENGINEER
LINNEA K. SHAW
062-074893
OF ILLINOIS

Office of Construction and Facilities Management

VA U.S. Department of Veterans Affairs

Drawing Title: STORM PLAN AND PROFILE 11,12 & 13	Phase: FINAL BID DOCUMENTS	Project Title: EHRM INFRASTRUCTURE UPGRADES - MILWAUKEE, WI	Project Number: 695-21-700
			Building Number:
Approved:	Sprinklered: FULLY SPRINKLERED	Location: 5000 W. NATIONAL AVENUE MILWAUKEE, WI	Drawing Number: 100-CU122
		Issue Date: SEPTEMBER 5, 2025 / Checked: RJJ / Drawn: LKS	of

VA FORM 08 - 6231

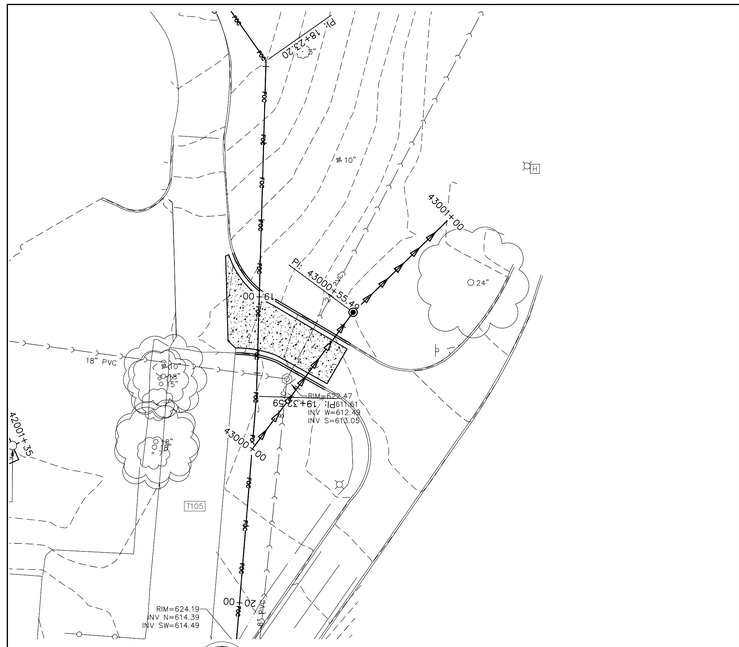

MANHOLE STORM 14
SCALE: 1"=20'

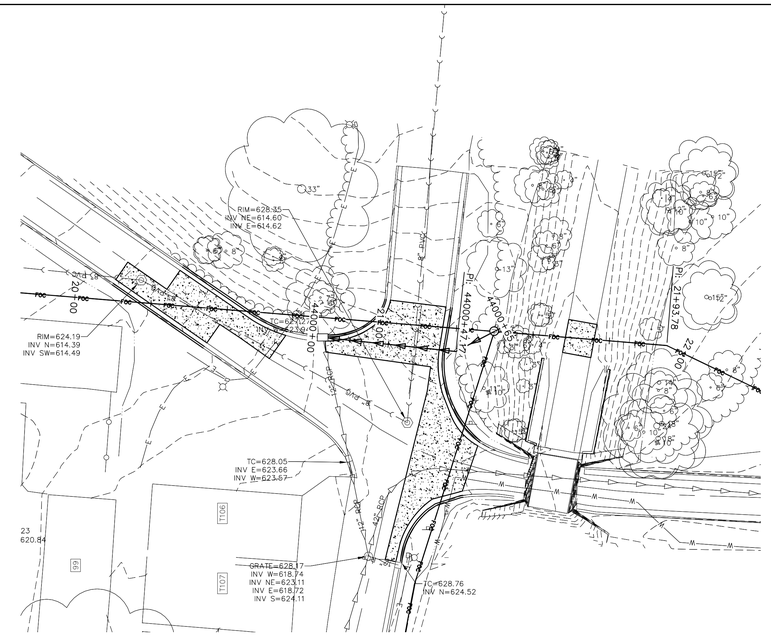

MANHOLE STORM 15
SCALE: 1"=20'

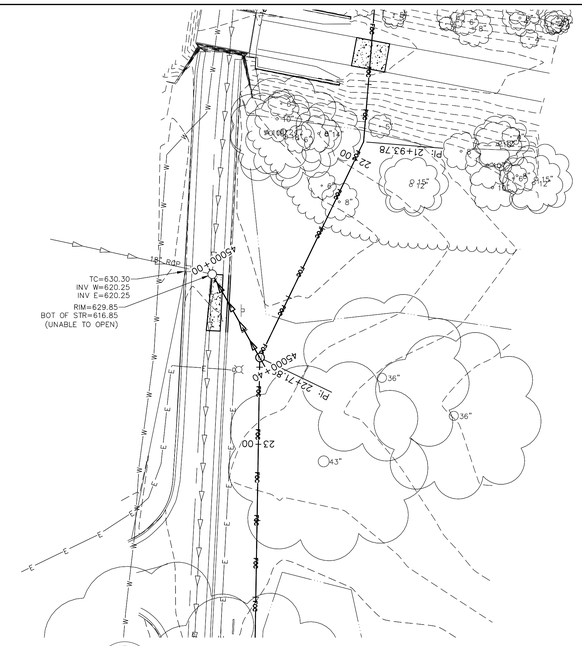

MANHOLE STORM 16
SCALE: 1"=20'

PROFILE VIEW OF 18004375.03 PROPOSED MH 14
HORIZONTAL SCALE: 1" = 20'
VERTICAL SCALE: 1" = 5'

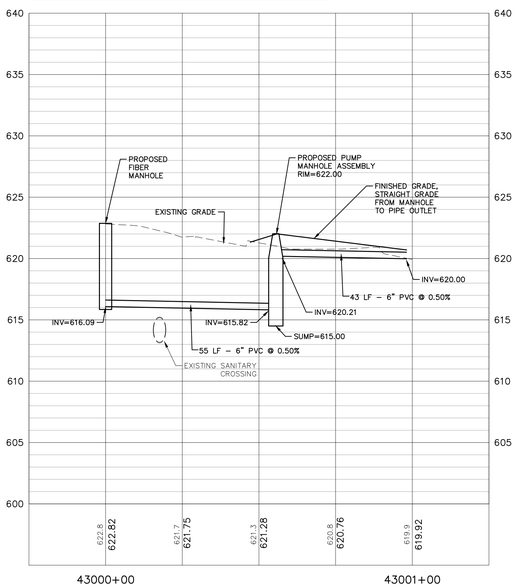

MANHOLE STORM 14

PROFILE VIEW OF 18004375.03 PROPOSED MH 15
HORIZONTAL SCALE: 1" = 20'
VERTICAL SCALE: 1" = 5'

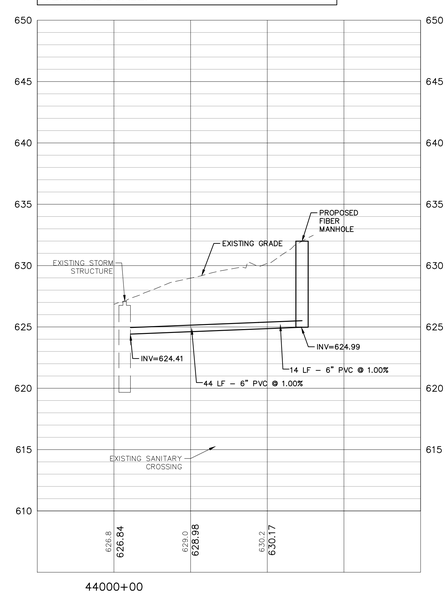

MANHOLE STORM 15

PROFILE VIEW OF 18004375.03 PROPOSED MH 16
HORIZONTAL SCALE: 1" = 20'
VERTICAL SCALE: 1" = 5'

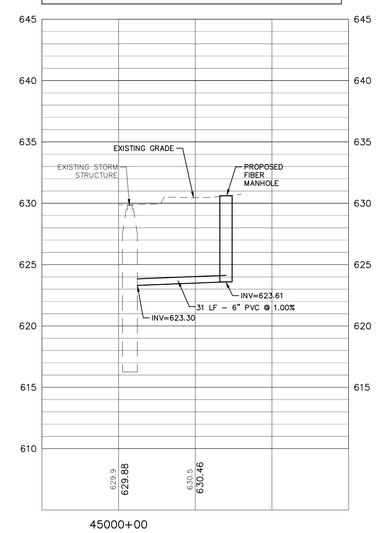

MANHOLE STORM 16

NOTE:
ALL UTILITY DEPTHS ARE APPROXIMATE
AND SHOULD BE VERIFIED BY CONTRACTOR
USING GROUND PENETRATING RADAR AND POTHOLING.

Revisions:	Date:
35% SCHEMATIC DESIGN SUBMISSION	5.17.21
65% DESIGN DEVELOPMENT SUBMISSION	6.15.21
65% DESIGN DEVELOPMENT RESUBMISSION	8.25.21
95% CONSTRUCTION DOCUMENTS	6.23.22
95% CONSTRUCTION DOCUMENTS RESUBMISSION	6.6.23

CONSULTANT
IMEG
15 SUNNEN DR SUITE 104
SAINT LOUIS, MO 63143
314.645.1132 FAX: 314.645.1173
www.imegcorp.com # 17002665.02

ARCHITECT/ENGINEER OF RECORD
Romanyk Consulting
Focusing on what matters
Romanyk Consulting Corp. www.romanykconsulting.com
3308 Preston Road, Suite 350-164, Plano, Texas 75093

STAMP
LICENSED PROFESSIONAL ENGINEER
LINNEA K. SHAW
062-074803
OF ILLINOIS

Office of Construction and Facilities Management
VA U.S. Department of Veterans Affairs

Drawing Title: STORM PLAN AND PROFILE 14,15 & 16
Approved:
Phase: FINAL BID DOCUMENTS
Sprinklered: FULLY SPRINKLERED
Project Title: EHRM INFRASTRUCTURE UPGRADES - MILWAUKEE, WI
Location: 5000 W. NATIONAL AVENUE MILWAUKEE, WI
Issue Date: SEPTEMBER 5, 2025
Checked: RJJ
Drawn: LKS
Project Number: 695-21-700
Building Number:
Drawing Number: 100-CU123
of

VA FORM 08 - 6231

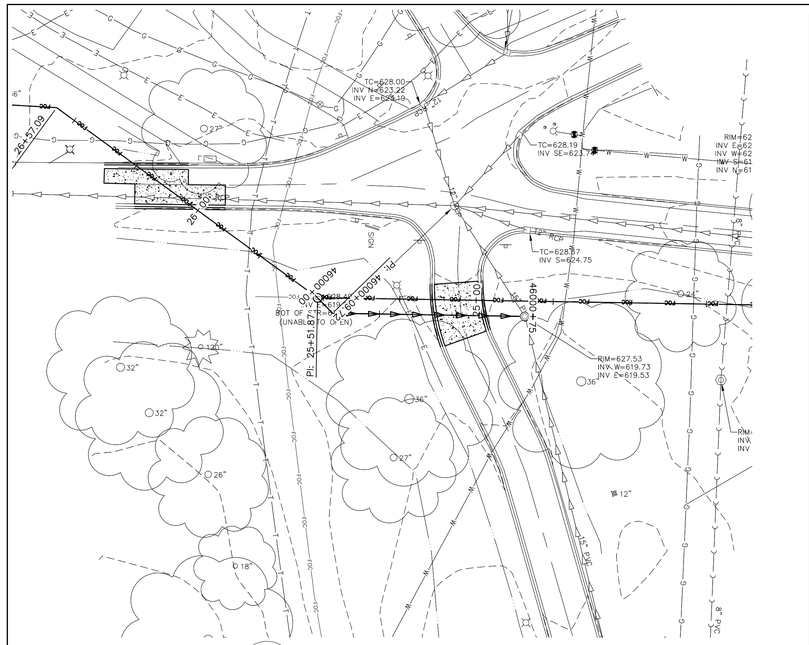

MANHOLE STORM 17
SCALE: 1"=20'

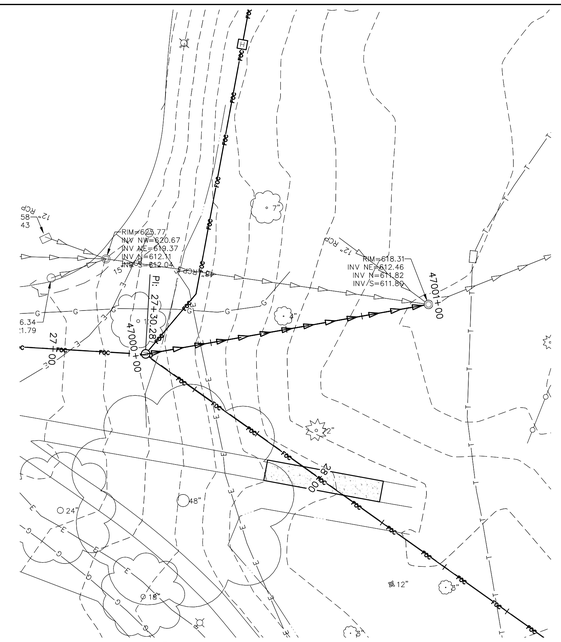

MANHOLE STORM 18
SCALE: 1"=20'

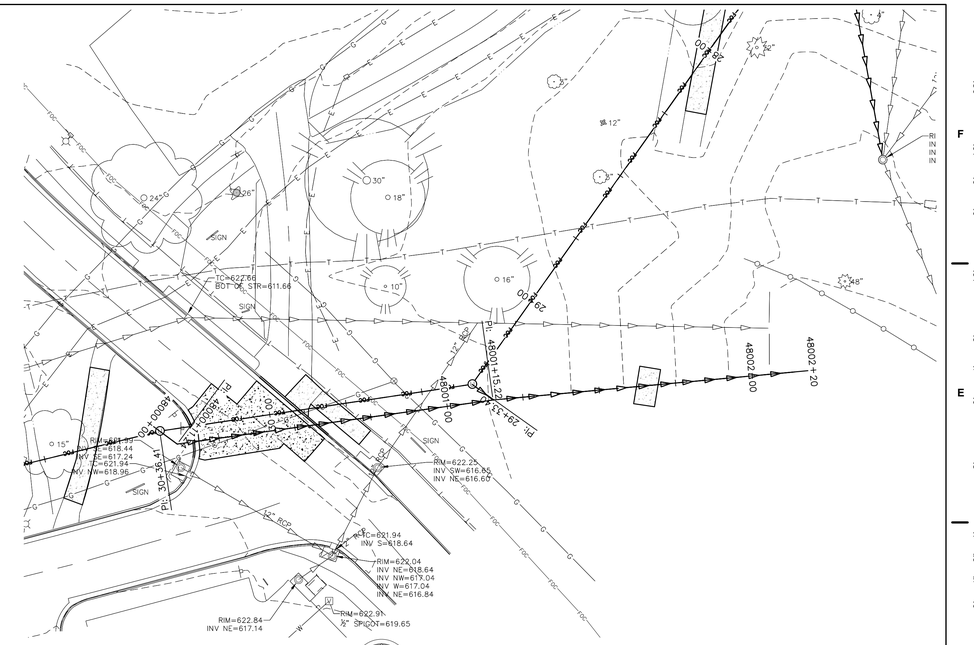

MANHOLE STORM 19
SCALE: 1"=20'

PROFILE VIEW OF 18004375.03 PROPOSED MH 17
HORIZONTAL SCALE: 1" = 20'
VERTICAL SCALE: 1" = 5'

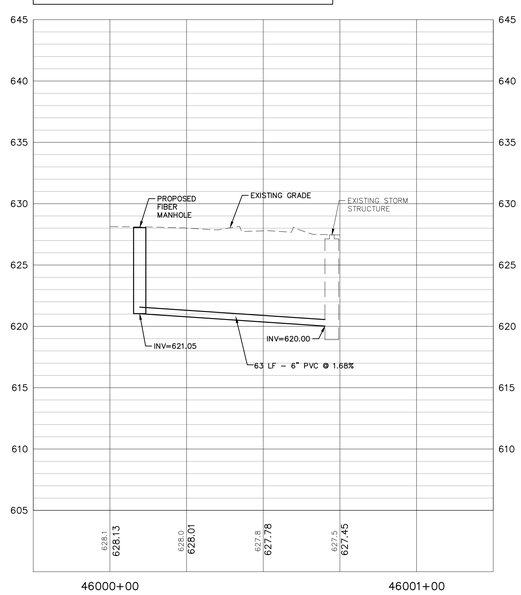

MANHOLE STORM 17

PROFILE VIEW OF 18004375.03 PROPOSED MH 18
HORIZONTAL SCALE: 1" = 20'
VERTICAL SCALE: 1" = 5'

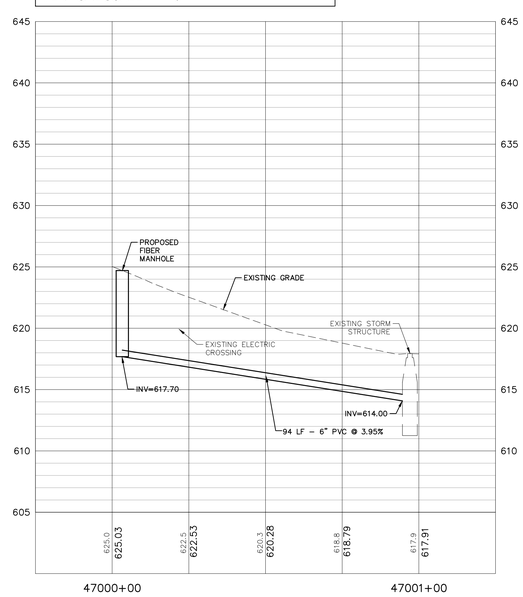

MANHOLE STORM 18

PROFILE VIEW OF 18004375.03 PROPOSED MH 19
HORIZONTAL SCALE: 1" = 20'
VERTICAL SCALE: 1" = 5'

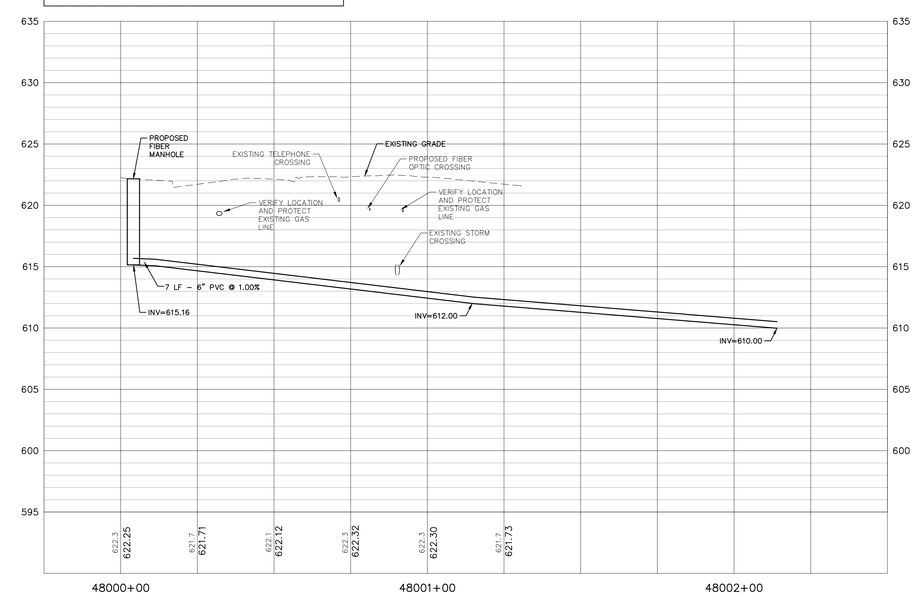

MANHOLE STORM 19

NOTE:
ALL UTILITY DEPTHS ARE APPROXIMATE
AND SHOULD BE VERIFIED BY CONTRACTOR
USING GROUND PENETRATING RADAR AND POTHOLING.

35% SCHEMATIC DESIGN SUBMISSION	5.17.21
65% DESIGN DEVELOPMENT SUBMISSION	6.15.21
65% DESIGN DEVELOPMENT RESUBMISSION	8.25.21
95% CONSTRUCTION DOCUMENTS	6.23.22
95% CONSTRUCTION DOCUMENTS RESUBMISSION	6.6.23
Revisions:	Date:

CONSULTANT

IMEG
15 SUNNEN DR SUITE 104
SAINT LOUIS, MO 63143
314.645.1132 FAX: 314.645.1173
www.imegcorp.com # 17002665.02

ARCHITECT/ENGINEER OF RECORD

Romanyk Consulting
Focusing on what matters
Romanyk Consulting Corp. www.romanykconsulting.com
3308 Preston Road, Suite 350-164, Plano, Texas 75093

STAMP

LICENSED PROFESSIONAL ENGINEER
LINNEA K. SHAW
062-074863
OF ILLINOIS

Office of Construction and Facilities Management

VA U.S. Department of Veterans Affairs

Drawing Title: STORM PLAN AND PROFILE 17,18 & 19	Phase: FINAL BID DOCUMENTS	Project Title: EHRM INFRASTRUCTURE UPGRADES - MILWAUKEE, WI	Project Number: 695-21-700
			Building Number:
Approved:	Sprinklered: FULLY SPRINKLERED	Location: 5000 W. NATIONAL AVENUE MILWAUKEE, WI	Drawing Number: 100-CU124
		Issue Date: SEPTEMBER 5, 2025 / Checked: RJJ / Drawn: LKS	of

VA FORM 08 - 6231

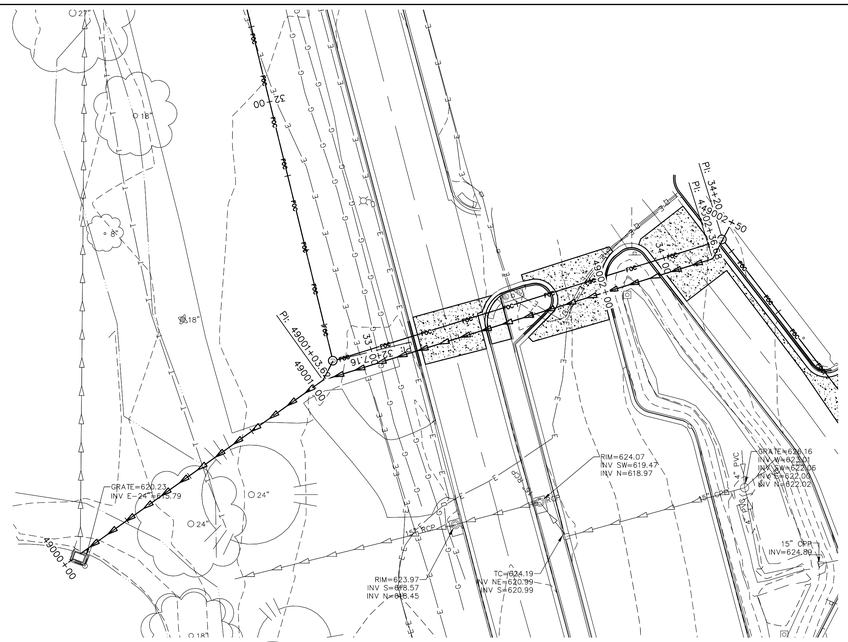

MANHOLE STORM 20
SCALE: 1"=20'

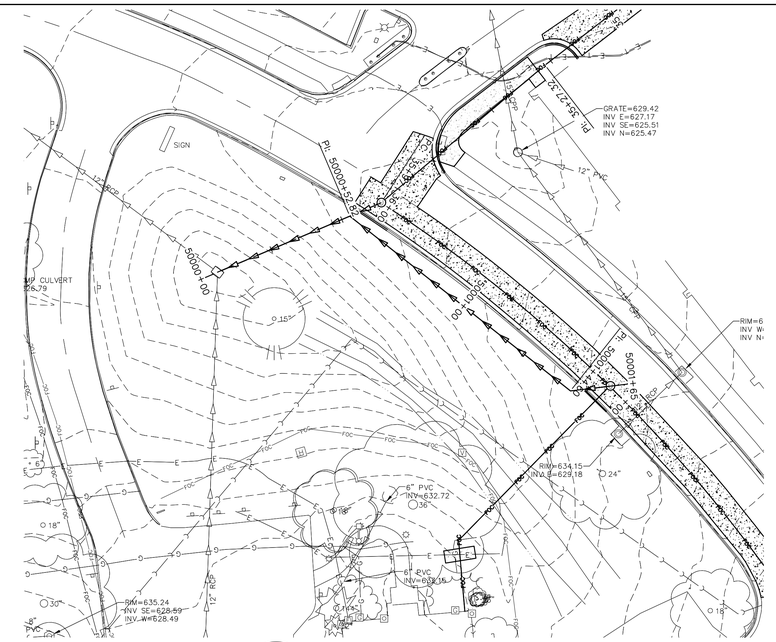

MANHOLE STORM 21
SCALE: 1"=20'

PROFILE VIEW OF 18004375.03 PROPOSED MH 20
HORIZONTAL SCALE: 1" = 20'
VERTICAL SCALE: 1" = 5'

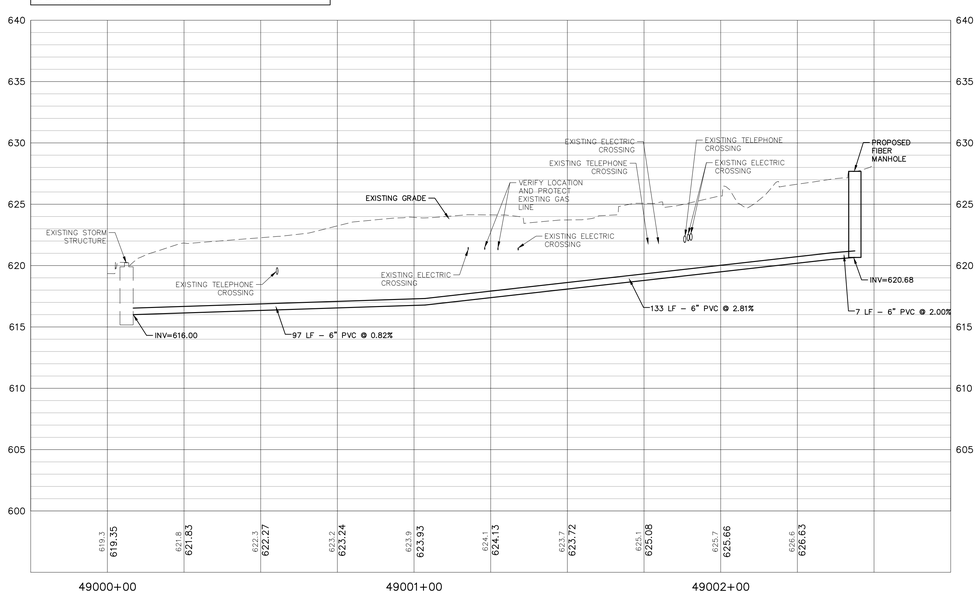

MANHOLE STORM 20

PROFILE VIEW OF 18004375.03 PROPOSED MH 21
HORIZONTAL SCALE: 1" = 20'
VERTICAL SCALE: 1" = 5'

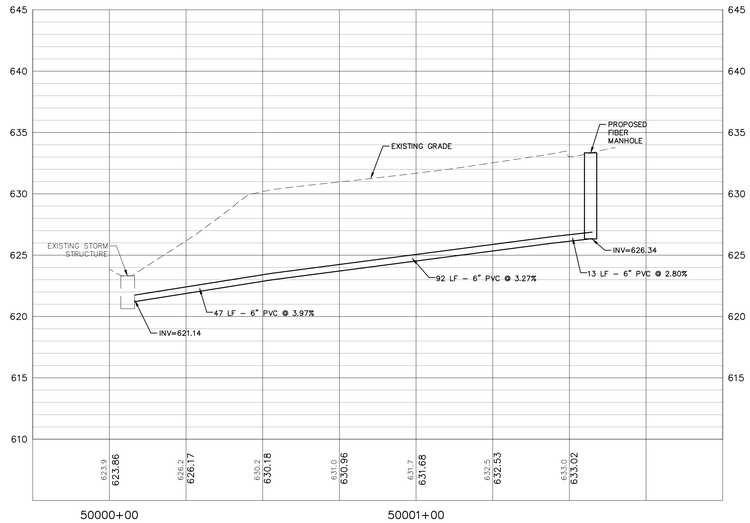

MANHOLE STORM 21

NOTE:
ALL UTILITY DEPTHS ARE APPROXIMATE
AND SHOULD BE VERIFIED BY CONTRACTOR
USING GROUND PENETRATING RADAR AND POTHOLING.

35% SCHEMATIC DESIGN SUBMISSION	5.17.21
65% DESIGN DEVELOPMENT SUBMISSION	6.15.21
65% DESIGN DEVELOPMENT RESUBMISSION	8.25.21
95% CONSTRUCTION DOCUMENTS	6.23.22
95% CONSTRUCTION DOCUMENTS RESUBMISSION	6.6.23
Revisions:	Date:

CONSULTANT

IMEG
15 SUNNEN DR SUITE 104
SAINT LOUIS, MO 63143
314.645.1132 FAX: 314.645.1173
www.imegcorp.com # 17002685.02

ARCHITECT/ENGINEER OF RECORD

Romanyk Consulting
Focusing on what matters
Romanyk Consulting Corp. www.romanykconsulting.com
3308 Preston Road, Suite 350-164, Plano, Texas 75093

STAMP

LICENSED PROFESSIONAL ENGINEER
LINNEA K. SHAW
062-074863
OF ILLINOIS

Office of Construction and Facilities Management

VA U.S. Department of Veterans Affairs

Approved:

Drawing Title: STORM PLAN AND PROFILE 20 & 21

Phase: FINAL BID DOCUMENTS

Sprinklered: FULLY SPRINKLERED

Project Title: EHRM INFRASTRUCTURE UPGRADES - MILWAUKEE, WI

Location: 5000 W. NATIONAL AVENUE MILWAUKEE, WI

Project Number: 695-21-700

Building Number:

Drawing Number: 100-CU125 of

Issue Date: SEPTEMBER 5, 2025 | Checked: RJJ | Drawn: LKS

VA FORM 08 - 6231